Mode	11	
	Band Edge	
	U-NII-3_5.725-5.85_802.11ax HE20_CH165_Partial_106/54RU _5825MHz	
ANT	1+2	
Pol.	Vertical	Fundamental
Peak	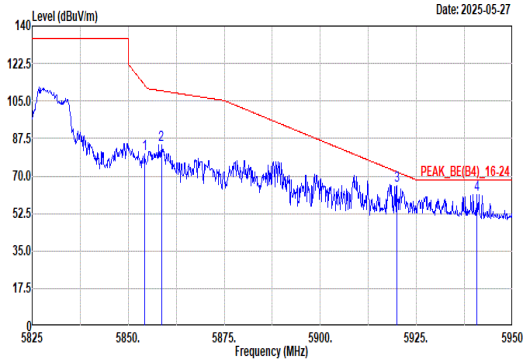 Site : 03CH15-HY Condition: PEAK_BE(B4)_16-24 3m 9120D-02294_240620 VERTICAL : RBW:1000.000kHz VBW:3000.000kHz SWT:Auto Freq Level Limit Line Margin Read Level Ant Factor Cable Loss Preamp Factor Aux Factor APos TPos Remark MHz dBuV/m dBuV/m dB dBuV dB/m dB dB dB cm deg 1 5854.25 80.49 112.51 -32.02 74.14 34.22 8.91 36.78 0.00 353 50 PEAK 2 5858.63 84.56 109.78 -25.22 78.20 34.23 8.91 36.78 0.00 353 50 PEAK 3 5919.88 65.37 71.98 -6.61 58.84 34.32 8.98 36.77 0.00 353 50 PEAK 4 5940.75 61.52 68.20 -6.68 55.05 34.24 9.00 36.77 0.00 353 50 PEAK	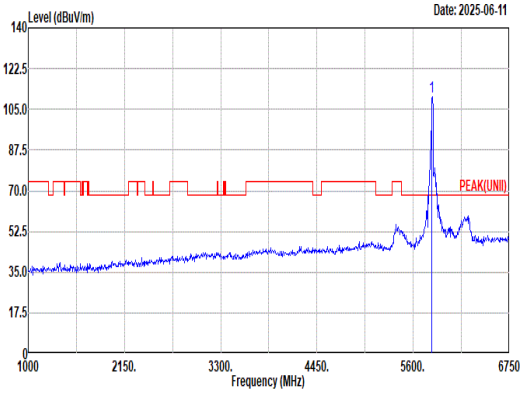 Site : 03CH15-HY Condition: PEAK(UNII) 3m 9120D-02294_240620 VERTICAL : RBW:1000.000kHz VBW:3000.000kHz SWT:Auto Freq Level Limit Line Margin Read Level Ant Factor Cable Loss Preamp Factor Aux Factor APos TPos Remark MHz dBuV/m dBuV/m dB dBuV dB/m dB dB dB cm deg 1 5825.00 110.44 ------ ------ 104.19 34.15 8.88 36.78 0.00 353 50 PEAK
Avg	Blank	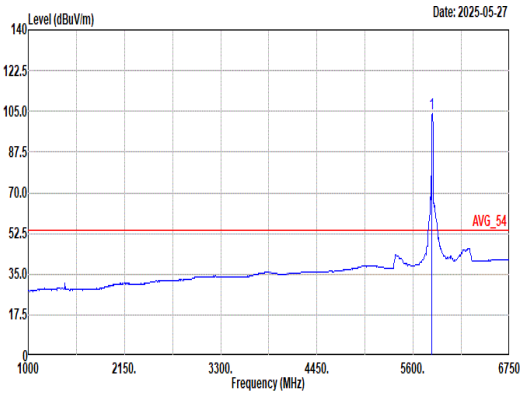 Site : 03CH15-HY Condition: AVG_54 3m 9120D-02294_240620 VERTICAL : RBW:1000.000kHz VBW:0.270kHz SWT:Auto Freq Level Limit Line Margin Read Level Ant Factor Cable Loss Preamp Factor Aux Factor APos TPos Remark MHz dBuV/m dBuV/m dB dBuV dB/m dB dB dB cm deg 1 5825.00 104.29 ------ ------ 98.03 34.16 8.88 36.78 0.00 353 50 AVERAGE

Mode	12	
	Band Edge - L	
	U-NII-3_5.725-5.85_802.11ax HE40_CH151_Full RU_5755MHz	
ANT	1+2	
Pol.	Horizontal	Fundamental
Peak	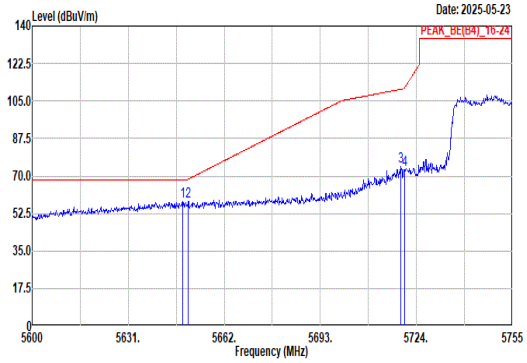 Site : 03CH15-HY Condition: PEAK_BE(B4)_16-24 3m 9120D-02294_240620 HORIZONTAL : RBW:1000.000kHz VBW:3000.000kHz SWT:Auto Freq Level Limit Line Margin Read Level Ant Factor Cable Loss Preamp Factor Aux Factor APos TPos Remark MHz dBuV/m dBuV/m dB dBuV dB/m dB dB dB cm deg 1 5648.52 58.12 68.20 -10.08 52.95 33.29 8.68 36.80 0.00 100 133 PEAK 2 5650.38 58.22 68.48 -10.26 53.03 33.30 8.69 36.80 0.00 100 133 PEAK 3 5719.04 74.38 110.53 -36.15 68.67 33.74 8.76 36.79 0.00 100 133 PEAK 4 5720.13 73.07 111.09 -38.02 67.36 33.74 8.76 36.79 0.00 100 133 PEAK	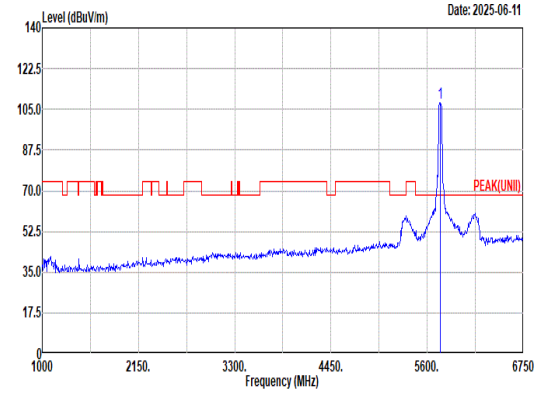 Site : 03CH15-HY Condition: PEAK(UNII) 3m 9120D-02294_240620 HORIZONTAL : RBW:1000.000kHz VBW:3000.000kHz SWT:Auto Freq Level Limit Line Margin Read Level Ant Factor Cable Loss Preamp Factor Aux Factor APos TPos Remark MHz dBuV/m dBuV/m dB dBuV dB/m dB dB dB cm deg 1 5755.00 107.64 ------ ------ 101.80 33.83 8.80 36.79 0.00 100 133 PEAK
Avg	Blank	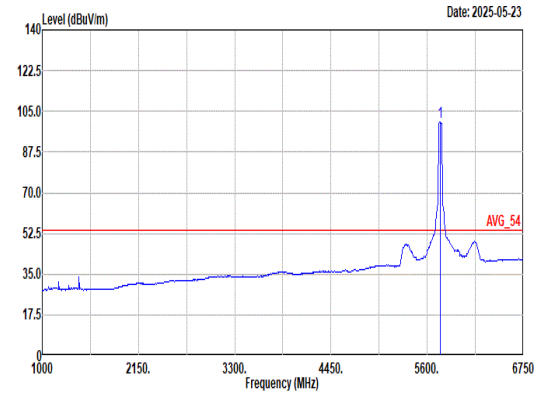 Site : 03CH15-HY Condition: AVG_54 3m 9120D-02294_240620 HORIZONTAL : RBW:1000.000kHz VBW:0.560kHz SWT:Auto Freq Level Limit Line Margin Read Level Ant Factor Cable Loss Preamp Factor Aux Factor APos TPos Remark MHz dBuV/m dBuV/m dB dBuV dB/m dB dB dB cm deg 1 5755.00 100.63 ------ ------ 94.77 33.85 8.80 36.79 0.00 100 133 AVERAGE

Mode	12	
	Band Edge - R	
	U-NII-3_5.725-5.85_802.11ax HE40_CH151_Full RU_5755MHz	
ANT	1+2	
Pol.	Horizontal	Fundamental
Peak	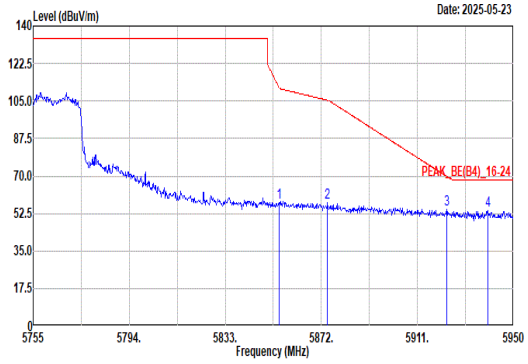 Site : 03CH15-HY Condition: PEAK_BE(B4)_16-24 3m 9120D-02294_240620 HORIZONTAL : RBW:1000.000kHz VBW:3000.000kHz SWT:Auto Freq Level Limit Line Margin Read Level Ant Factor Cable Loss Preamp Factor Aux Factor APos TPos Remark MHz dBuV/m dBuV/m dB dBuV dB/m dB dB dB cm deg 1 5854.84 57.80 111.17 -53.37 51.45 34.22 8.91 36.78 0.00 100 133 PEAK 2 5874.54 57.45 105.33 -47.88 51.00 34.30 8.93 36.78 0.00 100 133 PEAK 3 5922.90 54.22 69.75 -15.53 47.69 34.31 8.99 36.77 0.00 100 133 PEAK 4 5939.47 53.67 68.20 -14.53 47.20 34.24 9.00 36.77 0.00 100 133 PEAK	Blank

Mode	12	
	Band Edge - L	
	U-NII-3_5.725-5.85_802.11ax HE40_CH151_Full RU_5755MHz	
ANT	1+2	
Pol.	Vertical	Fundamental
Peak	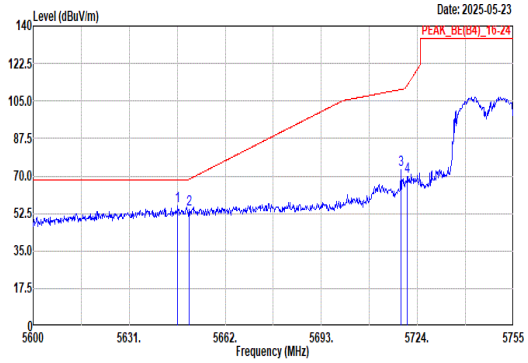 Site : 03CH15-HY Condition: PEAK_BE(B4)_16-24 3m 9120D-02294_240620 VERTICAL : RBW:1000.000kHz VBW:3000.000kHz SWT:Auto 1 5646.66 55.92 68.20 -12.28 50.76 33.28 8.68 36.80 0.00 316 127 PEAK 2 5650.22 54.51 68.36 -13.85 49.32 33.30 8.69 36.80 0.00 316 127 PEAK 3 5718.73 72.92 110.44 -37.52 67.21 33.74 8.76 36.79 0.00 316 127 PEAK 4 5720.75 69.70 112.50 -42.80 63.99 33.74 8.76 36.79 0.00 316 127 PEAK	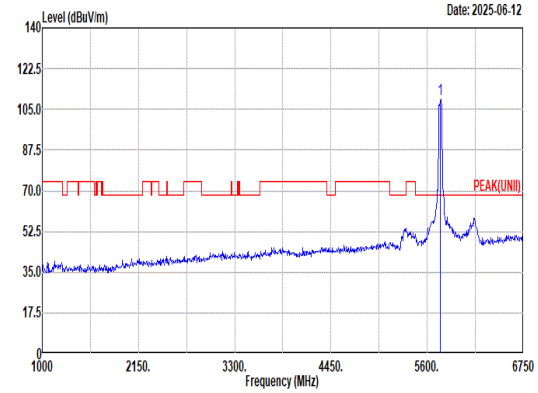 Site : 03CH15-HY Condition: PEAK(UNII) 3m 9120D-02294_240620 VERTICAL : RBW:1000.000kHz VBW:3000.000kHz SWT:Auto 1 5755.00 109.13 ------ ------ 103.29 33.83 8.80 36.79 0.00 316 127 PEAK
Avg	Blank	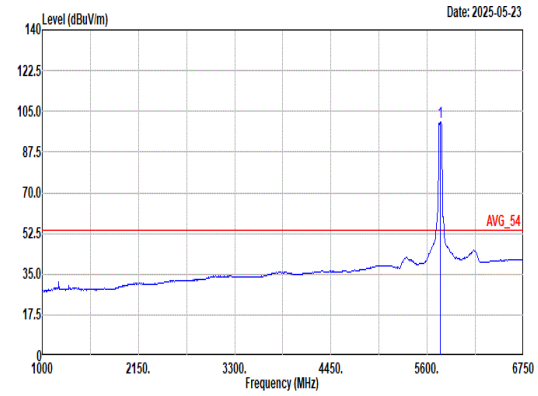 Site : 03CH15-HY Condition: AVG_54 3m 9120D-02294_240620 VERTICAL : RBW:1000.000kHz VBW:0.560kHz SWT:Auto 1 5755.00 100.53 ------ ------ 94.71 33.81 8.80 36.79 0.00 316 127 AVERAGE

Mode	12	
	Band Edge - R	
	U-NII-3_5.725-5.85_802.11ax HE40_CH151_Full RU_5755MHz	
ANT	1+2	
Pol.	Vertical	Fundamental
Peak	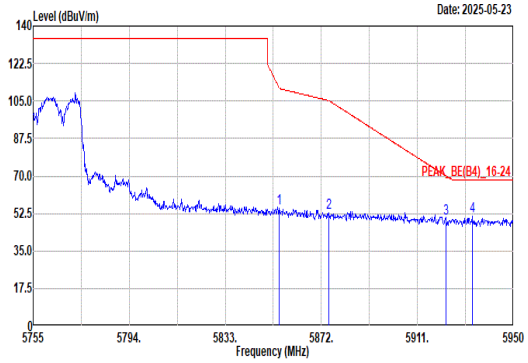 Site : 03CH15-HY Condition: PEAK_BE(B4)_16-24 3m 9120D-02294_240620 VERTICAL : RBW:1000.000kHz VBW:3000.000kHz SWT:Auto Freq Level Limit Line Margin Read Level Ant Factor Cable Loss Preamp Factor Aux Factor APos TPos Remark MHz dBuV/m dBuV/m dB dBuV dB/m dB dB dB cm deg 1 5854.84 54.93 111.17 -56.24 48.58 34.22 8.91 36.78 0.00 316 127 PEAK 2 5874.93 52.70 105.22 -52.52 46.25 34.30 8.93 36.78 0.00 316 127 PEAK 3 5922.70 50.40 69.89 -19.49 43.88 34.31 8.98 36.77 0.00 316 127 PEAK 4 5933.23 51.02 68.20 -17.18 44.52 34.27 9.00 36.77 0.00 316 127 PEAK	Blank

Mode	12	
	Harmonic	
	U-NII-3_5.725-5.85_802.11ax HE40_CH151_Full RU_5755MHz	
ANT	1+2	
Pol.	Horizontal	Vertical
Peak Avg	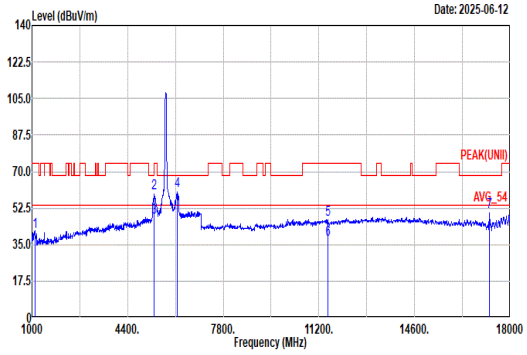 Site : 03CH15-HY Condition: PEAK(UNII) 3m 9120D-02294_240620 HORIZONTAL Freq Level Limit Line Margin Read Level Ant Factor Cable Loss Preamp Factor Aux Factor APos TPos Remark MHz dBuV/m dBuV/m dB dBuV dB/m dB dB dB cm deg 1 1102.00 41.47 74.00 -32.53 49.59 25.22 3.85 37.19 0.00 100 133 Peak 2 5350.00 59.56 68.20 -8.64 54.92 32.90 8.57 36.83 0.00 100 133 Peak 3 5350.00 47.98 54.00 -6.02 64.82 32.90 8.57 58.31 0.00 100 133 AVERAGE 4 6172.00 60.88 68.20 -7.32 54.20 34.20 9.15 36.67 0.00 100 119 Peak 5 11510.00 47.18 74.00 -26.82 52.22 38.86 12.60 57.42 0.92 400 205 PEAK 6 11510.00 37.68 54.00 -16.32 42.72 38.86 12.60 57.42 0.92 400 205 Average 7 17265.00 50.94 68.20 -17.26 55.54 38.20 15.49 59.23 0.94 200 235 PEAK	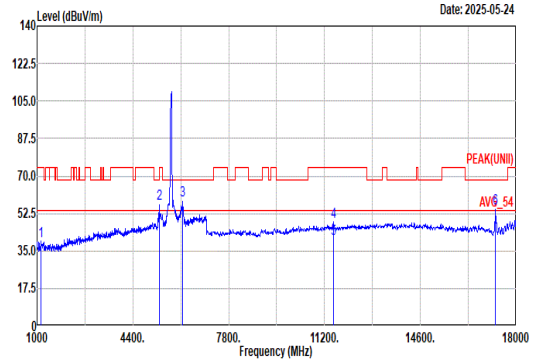 Site : 03CH15-HY Condition: PEAK(UNII) 3m 9120D-02294_240620 VERTICAL Freq Level Limit Line Margin Read Level Ant Factor Cable Loss Preamp Factor Aux Factor APos TPos Remark MHz dBuV/m dBuV/m dB dBuV dB/m dB dB dB cm deg 1 1144.00 39.37 74.00 -34.63 46.89 25.73 3.92 37.17 0.00 316 127 Peak 2 5344.00 56.85 68.20 -11.35 52.21 32.90 8.57 36.83 0.00 300 144 Peak 3 6160.00 58.83 68.20 -9.37 52.17 34.20 9.14 36.68 0.00 100 30 Peak 4 11510.00 48.60 74.00 -25.40 53.64 38.86 12.60 57.42 0.92 240 0 PEAK 5 11510.00 40.61 54.00 -13.39 45.65 38.86 12.60 57.42 0.92 240 0 Average 6 17265.00 55.12 68.20 -13.08 59.72 38.20 15.49 59.23 0.94 201 0 PEAK

Mode	12	
	Harmonic	
	U-NII-3_5.725-5.85_802.11ax HE40_CH151_Full RU_5755MHz	
ANT	1+2	
Pol.	Horizontal	Vertical
14.47G ~14.5G Avg	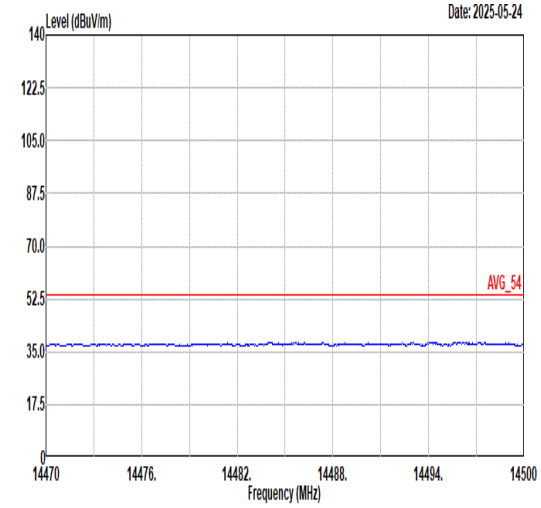 Site : 03CH15-HY Condition: AVG_54 3m 9120D-02294_240620 HORIZONTAL	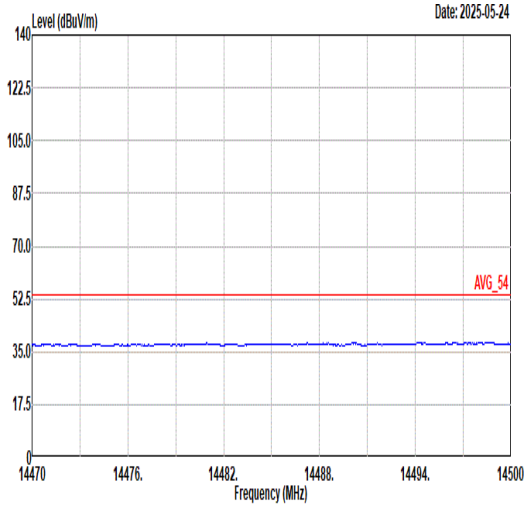 Site : 03CH15-HY Condition: AVG_54 3m 9120D-02294_240620 VERTICAL
17.7G ~18G Avg	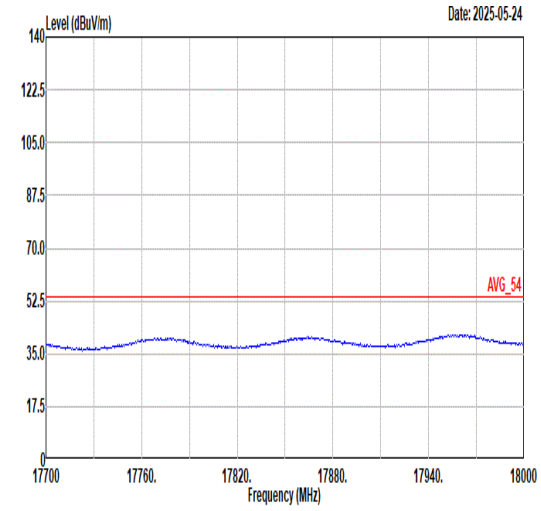 Site : 03CH15-HY Condition: AVG_54 3m 9120D-02294_240620 HORIZONTAL	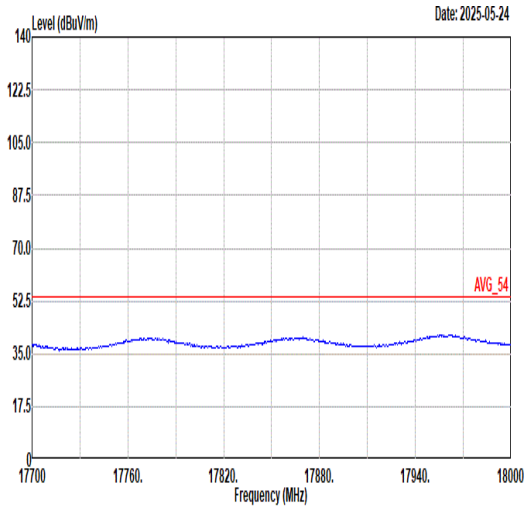 Site : 03CH15-HY Condition: AVG_54 3m 9120D-02294_240620 VERTICAL

Mode	13	
	Band Edge - L	
	U-NII-3_5.725-5.85_802.11ax HE40_CH151_Partial_242/61RU _5755MHz	
ANT	1+2	
Pol.	Horizontal	Fundamental
Peak	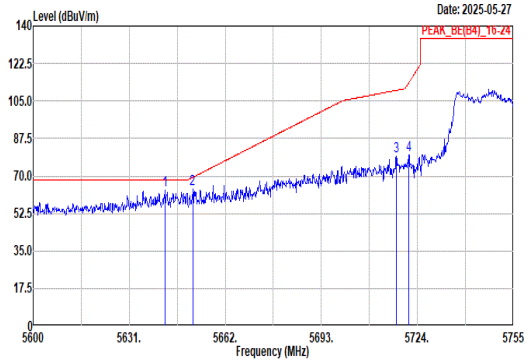 Site : 03CH15-HY Condition: PEAK_BE(B4)_16-24 3m 9120D-02294_240620 HORIZONTAL : RBW:1000.000kHz VBW:3000.000kHz SWT:Auto Freq Level Limit Line Margin Read Level Ant Factor Cable Loss Preamp Factor Aux Factor APos TPos Remark MHz dBuV/m dBuV/m dB dBuV dB/m dB dB dB cm deg 1 5642.47 63.40 68.20 -4.80 58.27 33.25 8.68 36.80 0.00 100 128 PEAK 2 5651.46 64.01 69.29 -5.28 58.81 33.31 8.69 36.80 0.00 100 128 PEAK 3 5717.18 79.34 110.01 -30.67 73.64 33.73 8.76 36.79 0.00 100 128 PEAK 4 5721.21 79.83 113.56 -33.73 74.12 33.74 8.76 36.79 0.00 100 128 PEAK	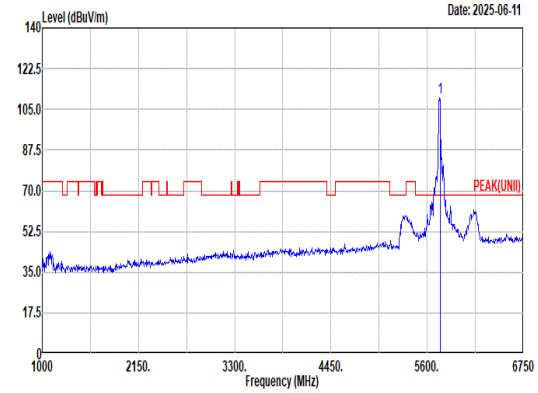 Site : 03CH15-HY Condition: PEAK(UNII) 3m 9120D-02294_240620 HORIZONTAL : RBW:1000.000kHz VBW:3000.000kHz SWT:Auto Freq Level Limit Line Margin Read Level Ant Factor Cable Loss Preamp Factor Aux Factor APos TPos Remark MHz dBuV/m dBuV/m dB dBuV dB/m dB dB dB cm deg 1 5755.00 109.77 ------ ------ 103.93 33.83 8.80 36.79 0.00 100 128 PEAK
Avg	Blank	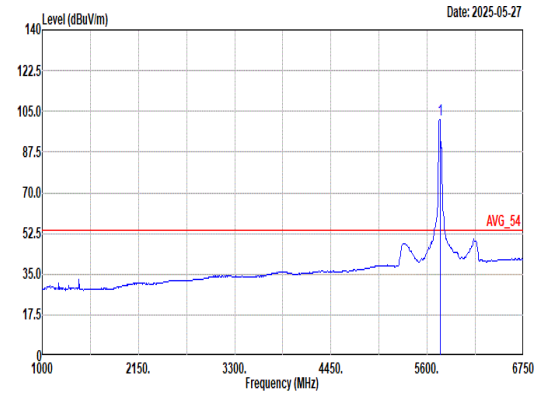 Site : 03CH15-HY Condition: AVG_54 3m 9120D-02294_240620 HORIZONTAL : RBW:1000.000kHz VBW:0.620kHz SWT:Auto Freq Level Limit Line Margin Read Level Ant Factor Cable Loss Preamp Factor Aux Factor APos TPos Remark MHz dBuV/m dBuV/m dB dBuV dB/m dB dB dB cm deg 1 5755.00 101.39 ------ ------ 95.60 33.79 8.79 36.79 0.00 100 128 AVERAGE

Mode	13	
	Band Edge - R	
	U-NII-3_5.725-5.85_802.11ax HE40_CH151_Partial_242/61RU _5755MHz	
ANT	1+2	
Pol.	Horizontal	Fundamental
Peak	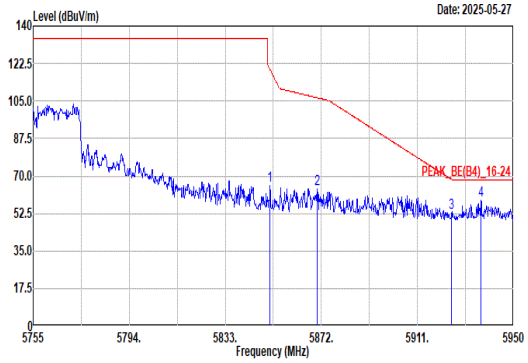 Site : 03CH15-HY Condition: PEAK_BE(B4)_16-24 3m 9120D-02294_240620 HORIZONTAL : RBW:1000.000kHz VBW:3000.000kHz SWT:Auto Limit Read Ant Cable Preamp Aux APos TPos Freq Level Line Margin Level Factor Loss Factor Factor Remark MHz dBuV/m dBuV/m dB dBuV dB/m dB dB dB cm deg 1 5851.14 65.54 119.61 -54.07 59.21 34.20 8.91 36.78 0.00 100 128 PEAK 2 5870.44 63.76 106.48 -42.72 57.33 34.28 8.93 36.78 0.00 100 128 PEAK 3 5924.85 52.95 68.31 -15.36 46.43 34.30 8.99 36.77 0.00 100 128 PEAK 4 5936.74 58.78 68.20 -9.42 52.30 34.25 9.00 36.77 0.00 100 128 PEAK	Blank

Mode	13	
	Band Edge - L	
	U-NII-3_5.725-5.85_802.11ax HE40_CH151_Partial_242/61RU _5755MHz	
ANT	1+2	
Pol.	Vertical	Fundamental
Peak	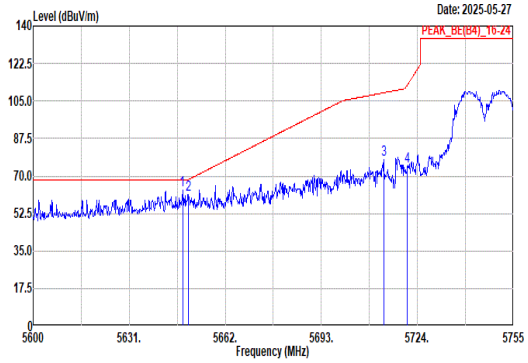 Site : 03CH15-HY Condition: PEAK_BE(B4)_16-24 3m 9120D-02294_240620 VERTICAL : RBW:1000.000kHz VBW:3000.000kHz SWT:Auto Freq Level Limit Line Margin Read Level Ant Factor Cable Loss Preamp Factor Aux Factor APos TPos Remark MHz dBuV/m dBuV/m dB dBuV dB/m dB dB dB cm deg 1 5648.21 63.17 68.20 -5.03 58.00 33.29 8.68 36.80 0.00 346 123 PEAK 2 5650.07 61.16 68.25 -7.09 55.97 33.30 8.69 36.80 0.00 346 123 PEAK 3 5713.15 77.55 108.88 -31.33 71.86 33.73 8.75 36.79 0.00 346 123 PEAK 4 5720.75 74.65 112.50 -37.85 68.94 33.74 8.76 36.79 0.00 346 123 PEAK	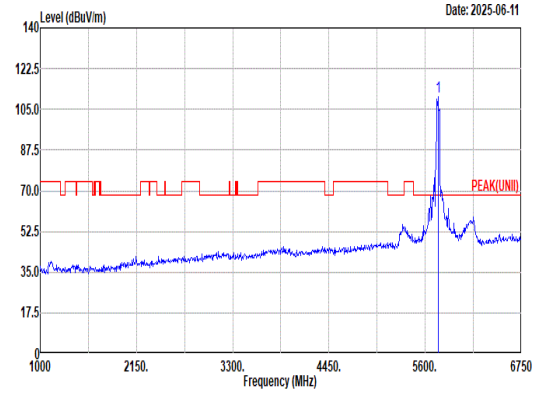 Site : 03CH15-HY Condition: PEAK(UNII) 3m 9120D-02294_240620 VERTICAL : RBW:1000.000kHz VBW:3000.000kHz SWT:Auto Freq Level Limit Line Margin Read Level Ant Factor Cable Loss Preamp Factor Aux Factor APos TPos Remark MHz dBuV/m dBuV/m dB dBuV dB/m dB dB dB cm deg 1 5755.00 110.65 ------ ------ 104.81 33.83 8.80 36.79 0.00 346 123 PEAK
Avg	Blank	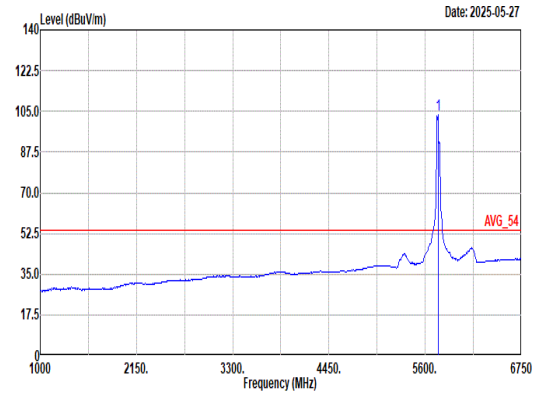 Site : 03CH15-HY Condition: AVG_54 3m 9120D-02294_240620 VERTICAL : RBW:1000.000kHz VBW:0.620kHz SWT:Auto Freq Level Limit Line Margin Read Level Ant Factor Cable Loss Preamp Factor Aux Factor APos TPos Remark MHz dBuV/m dBuV/m dB dBuV dB/m dB dB dB cm deg 1 5755.00 103.36 ------ ------ 97.54 33.81 8.80 36.79 0.00 346 123 AVERAGE

Mode	13	
	Band Edge - R	
	U-NII-3_5.725-5.85_802.11ax HE40_CH151_Partial_242/61RU _5755MHz	
ANT	1+2	
Pol.	Vertical	Fundamental
Peak	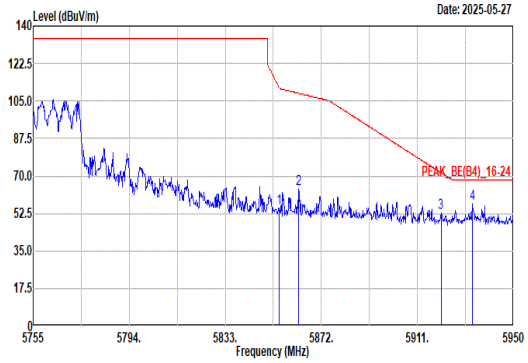 Site : 03CH15-HY Condition: PEAK_BE(B4)_16-24 3m 9120D-02294_240620 VERTICAL : RBW:1000.000kHz VBW:3000.000kHz SWT:Auto Freq Level Limit Line Margin Read Level Ant Factor Cable Loss Preamp Factor Aux Factor APos TPos Remark MHz dBuV/m dBuV/m dB dBuV dB/m dB dB dB cm deg 1 5854.84 54.80 111.17 -56.37 48.45 34.22 8.91 36.78 0.00 346 123 PEAK 2 5862.84 64.10 108.60 -44.50 57.71 34.25 8.92 36.78 0.00 346 123 PEAK 3 5920.56 52.95 71.48 -18.53 46.42 34.32 8.98 36.77 0.00 346 123 PEAK 4 5933.43 57.18 68.20 -11.02 50.68 34.27 9.00 36.77 0.00 346 123 PEAK	Blank

Mode	14
	Band Edge - L
	U-NII-3_5.725-5.85_802.11ax HE40_CH159_Full RU_5795MHz
ANT	1+2

Pol.	Horizontal	Fundamental
Peak	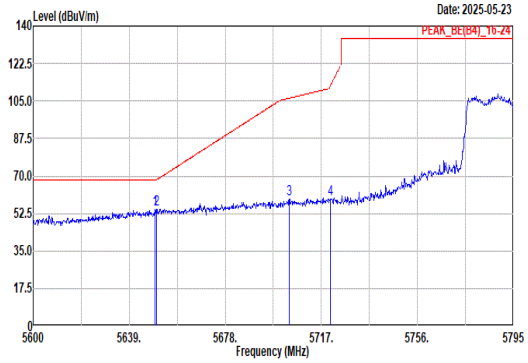 Site : 03CH15-HY Condition: PEAK_BE(B4)_16-24 3m 9120D-02294_240620 HORIZONTAL : RBW:1000.000kHz VBW:3000.000kHz SWT:Auto Freq Level Limit Line Margin Read Level Ant Factor Cable Loss Preamp Factor Aux Factor APos TPos Remark MHz dBuV/m dBuV/m dB dBuV dB/m dB dB dB cm deg 1 5649.34 54.60 68.20 -13.60 49.42 33.30 8.68 36.80 0.00 100 135 PEAK 2 5650.12 54.55 68.29 -13.74 49.36 33.30 8.69 36.80 0.00 100 135 PEAK 3 5703.94 59.12 106.30 -47.18 53.47 33.71 8.74 36.80 0.00 100 135 PEAK 4 5720.71 59.39 112.41 -53.02 53.68 33.74 8.76 36.79 0.00 100 135 PEAK	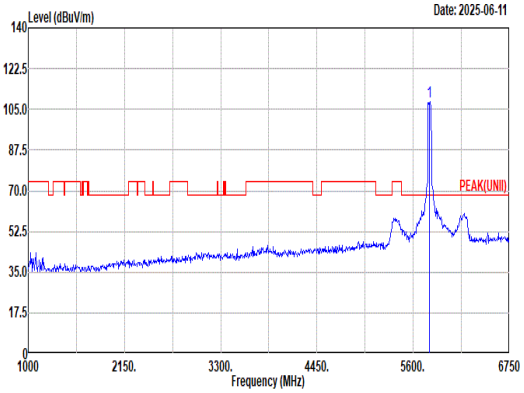 Site : 03CH15-HY Condition: PEAK(UNII) 3m 9120D-02294_240620 HORIZONTAL : RBW:1000.000kHz VBW:3000.000kHz SWT:Auto Freq Level Limit Line Margin Read Level Ant Factor Cable Loss Preamp Factor Aux Factor APos TPos Remark MHz dBuV/m dBuV/m dB dBuV dB/m dB dB dB cm deg 1 5795.00 108.06 ------ ------ 101.93 34.07 8.84 36.78 0.00 100 135 PEAK
Avg	Blank	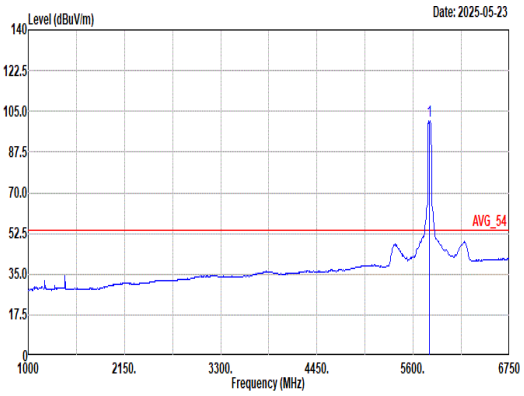 Site : 03CH15-HY Condition: AVG_54 3m 9120D-02294_240620 HORIZONTAL : RBW:1000.000kHz VBW:0.560kHz SWT:Auto Freq Level Limit Line Margin Read Level Ant Factor Cable Loss Preamp Factor Aux Factor APos TPos Remark MHz dBuV/m dBuV/m dB dBuV dB/m dB dB dB cm deg 1 5795.00 101.04 ------ ------ 94.96 34.03 8.84 36.79 0.00 100 135 AVERAGE

Mode	14	
	Band Edge - R	
	U-NII-3_5.725-5.85_802.11ax HE40_CH159_Full RU_5795MHz	
ANT	1+2	
Pol.	Horizontal	Fundamental
Peak	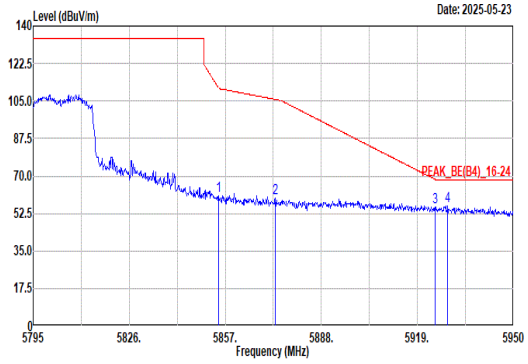 Site : 03CH15-HY Condition: PEAK_BE(B4)_16-24 3m 9120D-02294_240620 HORIZONTAL : RBW:1000.000kHz VBW:3000.000kHz SWT:Auto | | Freq | Level | Limit Line | Margin | Read Level | Ant Factor | Cable Loss | Preamp Factor | Aux Factor | APos | TPos | Remark | | | MHz | dBuV/m | dBuV/m | dB | dBuV | dB/m | dB | dB | dB | cm | deg | | 1 | 5854.83 | 60.70 | 111.19 | -50.49 | 54.35 | 34.22 | 8.91 | 36.78 | 0.00 | 100 | 135 | PEAK | | 2 | 5873.12 | 59.45 | 105.73 | -46.28 | 53.01 | 34.29 | 8.93 | 36.78 | 0.00 | 100 | 135 | PEAK | | 3 | 5924.74 | 55.59 | 68.40 | -12.81 | 49.07 | 34.30 | 8.99 | 36.77 | 0.00 | 100 | 135 | PEAK | | 4 | 5928.77 | 55.85 | 68.20 | -12.35 | 49.35 | 34.28 | 8.99 | 36.77 | 0.00 | 100 | 135 | PEAK |	Blank

Mode	14	
	Band Edge - L	
	U-NII-3_5.725-5.85_802.11ax HE40_CH159_Full RU_5795MHz	
ANT	1+2	
Pol.	Vertical	Fundamental
Peak	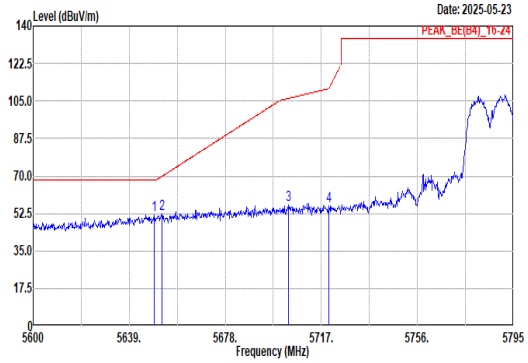 Site : 03CH15-HY Condition: PEAK_BE(B4)_16-24 3m 9120D-02294_240620 VERTICAL : RBW:1000.000kHz VBW:3000.000kHz SWT:Auto Freq Level Limit Line Margin Read Level Ant Factor Cable Loss Preamp Factor Aux Factor APos TPos Remark MHz dBuV/m dBuV/m dB dBuV dB/m dB dB dB cm deg 1 5649.14 51.93 68.20 -16.27 46.76 33.29 8.68 36.80 0.00 400 124 PEAK 2 5652.26 52.46 69.88 -17.42 47.25 33.32 8.69 36.80 0.00 400 124 PEAK 3 5703.55 56.33 106.19 -49.86 50.68 33.71 8.74 36.80 0.00 400 124 PEAK 4 5720.12 55.75 111.07 -55.32 50.04 33.74 8.76 36.79 0.00 400 124 PEAK	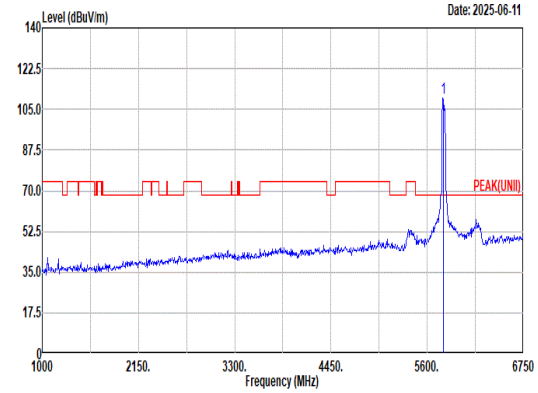 Site : 03CH15-HY Condition: PEAK(UNII) 3m 9120D-02294_240620 VERTICAL : RBW:1000.000kHz VBW:3000.000kHz SWT:Auto Freq Level Limit Line Margin Read Level Ant Factor Cable Loss Preamp Factor Aux Factor APos TPos Remark MHz dBuV/m dBuV/m dB dBuV dB/m dB dB dB cm deg 1 5795.00 109.79 ------ ------ 103.66 34.07 8.84 36.78 0.00 400 124 PEAK
Avg	Blank	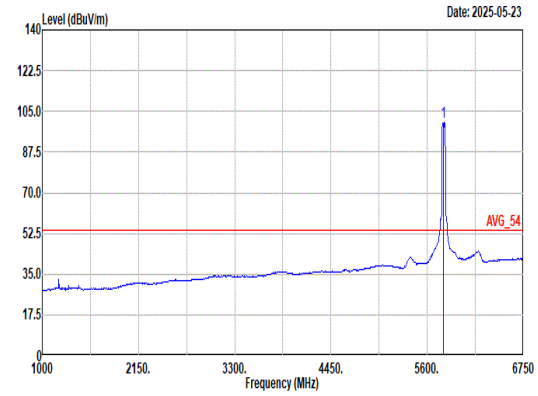 Site : 03CH15-HY Condition: AVG_54 3m 9120D-02294_240620 VERTICAL : RBW:1000.000kHz VBW:0.560kHz SWT:Auto Freq Level Limit Line Margin Read Level Ant Factor Cable Loss Preamp Factor Aux Factor APos TPos Remark MHz dBuV/m dBuV/m dB dBuV dB/m dB dB dB cm deg 1 5795.00 100.21 ------ ------ 94.04 34.10 8.85 36.78 0.00 400 124 AVERAGE

Mode	14	
	Band Edge - R	
	U-NII-3_5.725-5.85_802.11ax HE40_CH159_Full RU_5795MHz	
ANT	1+2	
Pol.	Vertical	Fundamental
Peak	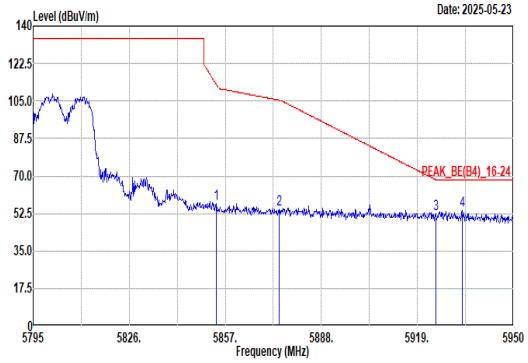 Site : 03CH15-HY Condition: PEAK_BE(B4)_16-24 3m 9120D-02294_240620 VERTICAL : RBW:1000.000kHz VBW:3000.000kHz SWT:Auto Freq Level Limit Line Margin Read Level Ant Factor Cable Loss Preamp Factor Aux Factor APos TPos Remark MHz dBuV/m dBuV/m dB dBuV dB/m dB dB dB cm deg 1 5854.21 56.97 112.60 -55.63 50.62 34.22 8.91 36.78 0.00 400 124 PEAK 2 5874.36 54.68 105.38 -50.70 48.23 34.30 8.93 36.78 0.00 400 124 PEAK 3 5924.89 52.53 68.28 -15.75 46.01 34.30 8.99 36.77 0.00 400 124 PEAK 4 5933.42 53.85 68.20 -14.35 47.35 34.27 9.00 36.77 0.00 400 124 PEAK	Blank

Mode	14	
	Harmonic	
	U-NII-3_5.725-5.85_802.11ax HE40_CH159_Full RU_5795MHz	
ANT	1+2	
Pol.	Horizontal	Vertical
Peak Avg	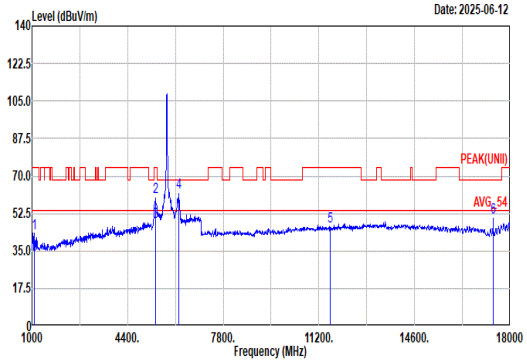 Site : 03CH15-HY Condition: PEAK(UNII) 3m 9120D-02294_240620 HORIZONTAL Limit Read Ant Cable Preamp Aux APos TPos Freq Level Line Margin Level Factor Loss Factor Factor Remark MHz dBuV/m dBuV/m dB dBuV dB/m dB dB dB cm deg 1 1096.00 43.22 74.00 -30.78 51.39 25.18 3.84 37.19 0.00 100 135 Peak 2 5386.00 60.01 74.00 -13.99 55.41 32.83 8.60 36.83 0.00 100 123 Peak 3 5386.00 48.43 54.00 -5.57 43.83 32.83 8.60 36.83 0.00 100 123 Average 4 6208.00 62.19 68.20 -6.01 55.46 34.23 9.16 36.66 0.00 100 125 Peak 5 11590.00 46.37 74.00 -27.63 51.63 38.54 12.65 57.38 0.93 -- -- PEAK 6 17385.00 50.85 68.20 -17.35 55.07 38.46 15.56 59.18 0.94 178 236 PEAK	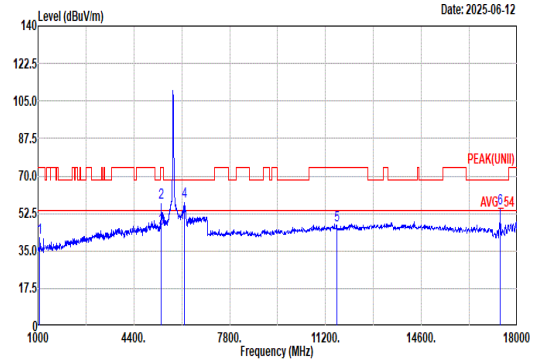 Site : 03CH15-HY Condition: PEAK(UNII) 3m 9120D-02294_240620 VERTICAL Limit Read Ant Cable Preamp Aux APos TPos Freq Level Line Margin Level Factor Loss Factor Factor Remark MHz dBuV/m dBuV/m dB dBuV dB/m dB dB dB cm deg 1 1066.00 41.03 74.00 -32.97 49.44 25.00 3.79 37.20 0.00 400 124 Peak 2 5374.00 57.39 74.00 -16.61 52.78 32.85 8.59 36.83 0.00 400 123 Peak 3 5374.00 45.25 54.00 -8.75 40.64 32.85 8.59 36.83 0.00 400 123 Average 4 6184.00 58.27 68.20 -9.93 51.59 34.20 9.15 36.67 0.00 100 34 Peak 5 11590.00 47.19 74.00 -26.81 52.45 38.54 12.65 57.38 0.93 -- -- PEAK 6 17385.00 54.94 68.20 -13.26 59.16 38.46 15.56 59.18 0.94 272 0 PEAK

Mode	14	
	Harmonic	
	U-NII-3_5.725-5.85_802.11ax HE40_CH159_Full RU_5795MHz	
ANT	1+2	
Pol.	Horizontal	Vertical
14.47G ~14.5G Avg	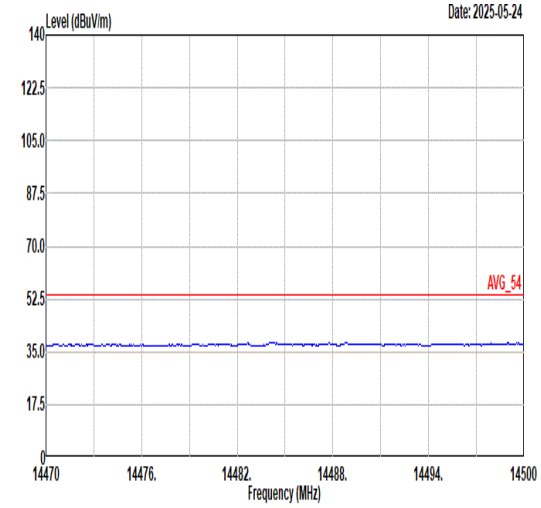 Site : 03CH15-HY Condition: AVG_54 3m 9120D-02294_240620 HORIZONTAL	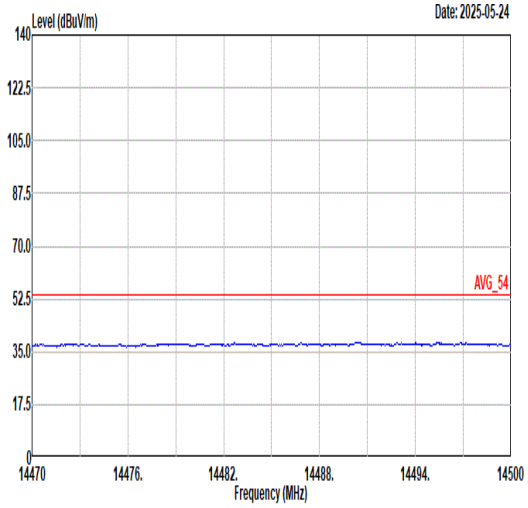 Site : 03CH15-HY Condition: AVG_54 3m 9120D-02294_240620 VERTICAL
17.7G ~18G Avg	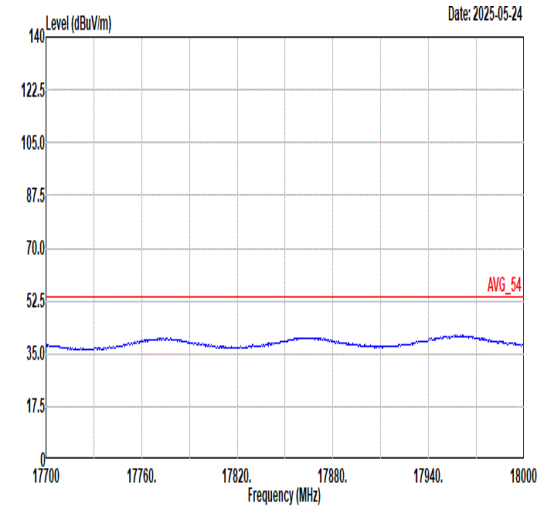 Site : 03CH15-HY Condition: AVG_54 3m 9120D-02294_240620 HORIZONTAL	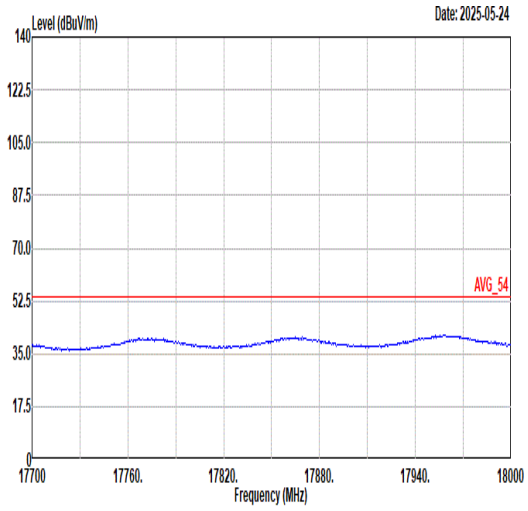 Site : 03CH15-HY Condition: AVG_54 3m 9120D-02294_240620 VERTICAL

Mode	15	
	Band Edge - L	
	U-NII-3_5.725-5.85_802.11ax HE40_CH159_Partial_242/62RU _5795MHz	
ANT	1+2	
Pol.	Horizontal	Fundamental
Peak	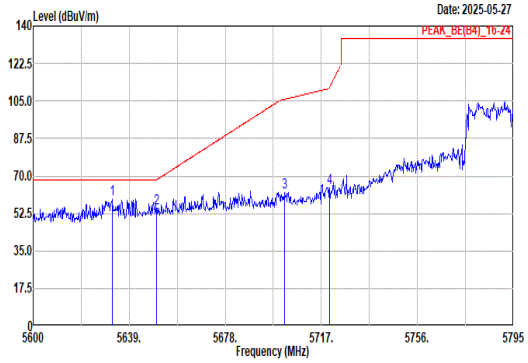 Site : 03CH15-HY Condition: PEAK_BE(B4)_16-24 3m 9120D-02294_240620 HORIZONTAL : RBW:1000.000kHz VBW:3000.000kHz SWT:Auto Freq Level Limit Line Margin Read Level Ant Factor Cable Loss Preamp Factor Aux Factor APos TPos Remark MHz dBuV/m dBuV/m dB dBuV dB/m dB dB dB cm deg 1 5632.18 59.17 68.20 -9.03 54.11 33.19 8.67 36.80 0.00 100 130 PEAK 2 5650.12 55.17 68.29 -13.12 49.98 33.30 8.69 36.80 0.00 100 130 PEAK 3 5702.18 62.48 105.81 -43.33 56.84 33.70 8.74 36.80 0.00 100 130 PEAK 4 5720.32 64.53 111.52 -46.99 58.82 33.74 8.76 36.79 0.00 100 130 PEAK	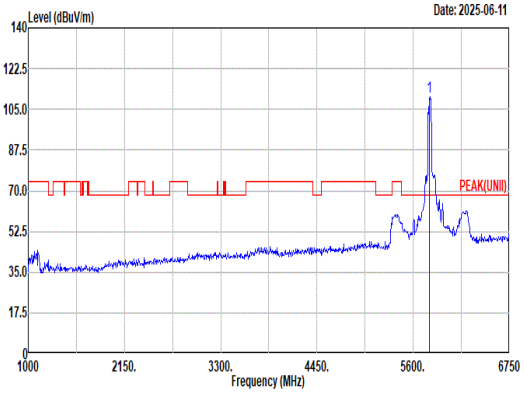 Site : 03CH15-HY Condition: PEAK(UNII) 3m 9120D-02294_240620 HORIZONTAL : RBW:1000.000kHz VBW:3000.000kHz SWT:Auto Freq Level Limit Line Margin Read Level Ant Factor Cable Loss Preamp Factor Aux Factor APos TPos Remark MHz dBuV/m dBuV/m dB dBuV dB/m dB dB dB cm deg 1 5795.00 110.29 ------ ------ 104.16 34.07 8.84 36.78 0.00 100 130 PEAK
Avg	Blank	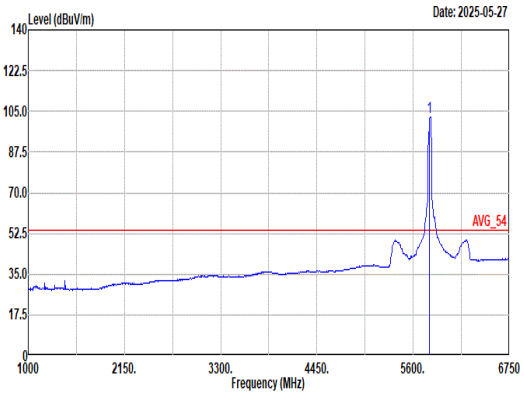 Site : 03CH15-HY Condition: AVG_54 3m 9120D-02294_240620 HORIZONTAL : RBW:1000.000kHz VBW:0.620kHz SWT:Auto Freq Level Limit Line Margin Read Level Ant Factor Cable Loss Preamp Factor Aux Factor APos TPos Remark MHz dBuV/m dBuV/m dB dBuV dB/m dB dB dB cm deg 1 5795.00 102.51 ------ ------ 96.32 34.11 8.86 36.78 0.00 100 130 AVERAGE

Mode	15	
	Band Edge - R	
	U-NII-3_5.725-5.85_802.11ax HE40_CH159_Partial_242/62RU _5795MHz	
ANT	1+2	
Pol.	Horizontal	Fundamental
Peak	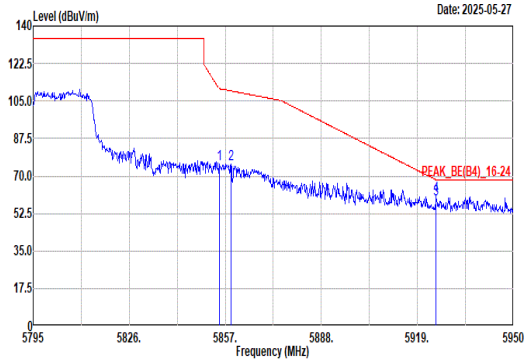 Site : 03CH15-HY Condition: PEAK_BE(B4)_16-24 3m 9120D-02294_240620 HORIZONTAL : RBW:1000.000kHz VBW:3000.000kHz SWT:Auto Limit Read Ant Cable Preamp Aux APos TPos Freq Level Line Margin Level Factor Loss Factor Factor Remark MHz dBuV/m dBuV/m dB dBuV dB/m dB dB dB cm deg 1 5854.99 75.56 110.83 -35.27 69.21 34.22 8.91 36.78 0.00 100 130 PEAK 2 5858.86 75.55 109.72 -34.17 69.18 34.24 8.91 36.78 0.00 100 130 PEAK 3 5924.89 59.31 68.28 -8.97 52.79 34.30 8.99 36.77 0.00 100 130 PEAK 4 5925.05 60.87 68.20 -7.33 54.35 34.30 8.99 36.77 0.00 100 130 PEAK	Blank

Mode	15	
	Band Edge - L	
	U-NII-3_5.725-5.85_802.11ax HE40_CH159_Partial_242/62RU _5795MHz	
ANT	1+2	
Pol.	Vertical	Fundamental
Peak	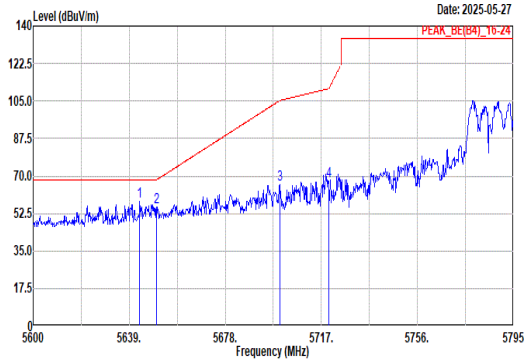 Site : 03CH15-HY Condition: PEAK_BE(B4)_16-24 3m 9120D-02294_240620 VERTICAL : RBW:1000.000kHz VBW:3000.000kHz SWT:Auto Freq Level Limit Line Margin Read Level Ant Factor Cable Loss Preamp Factor Aux Factor APos TPos Remark MHz dBuV/m dBuV/m dB dBuV dB/m dB dB dB cm deg 1 5643.29 58.29 68.20 -9.91 53.15 33.26 8.68 36.80 0.00 400 134 PEAK 2 5650.12 55.36 68.29 -12.93 50.17 33.30 8.69 36.80 0.00 400 134 PEAK 3 5700.04 65.80 105.21 -39.41 60.16 33.70 8.74 36.80 0.00 400 134 PEAK 4 5720.12 67.57 111.07 -43.50 61.86 33.74 8.76 36.79 0.00 400 134 PEAK	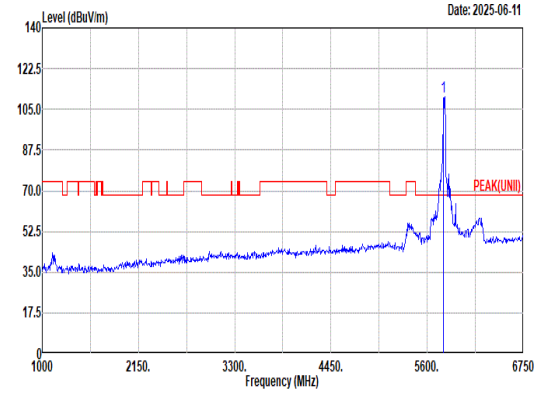 Site : 03CH15-HY Condition: PEAK(UNII) 3m 9120D-02294_240620 VERTICAL : RBW:1000.000kHz VBW:3000.000kHz SWT:Auto Freq Level Limit Line Margin Read Level Ant Factor Cable Loss Preamp Factor Aux Factor APos TPos Remark MHz dBuV/m dBuV/m dB dBuV dB/m dB dB dB cm deg 1 5795.00 110.58 ------ ------ 104.45 34.07 8.84 36.78 0.00 400 134 PEAK
Avg	Blank	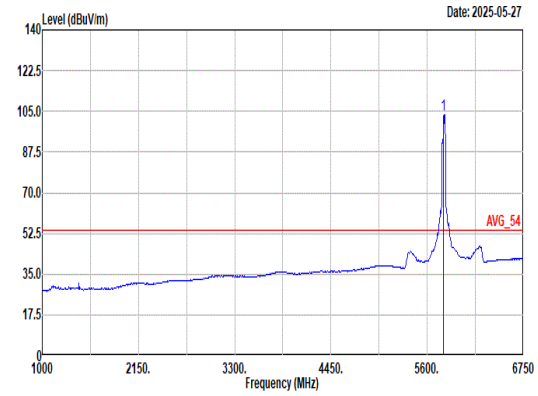 Site : 03CH15-HY Condition: AVG_54 3m 9120D-02294_240620 VERTICAL : RBW:1000.000kHz VBW:0.620kHz SWT:Auto Freq Level Limit Line Margin Read Level Ant Factor Cable Loss Preamp Factor Aux Factor APos TPos Remark MHz dBuV/m dBuV/m dB dBuV dB/m dB dB dB cm deg 1 5795.00 103.69 ------ ------ 97.49 34.12 8.86 36.78 0.00 400 134 AVERAGE

Mode	15	
	Band Edge - R	
	U-NII-3_5.725-5.85_802.11ax HE40_CH159_Partial_242/62RU _5795MHz	
ANT	1+2	
Pol.	Vertical	Fundamental
Peak	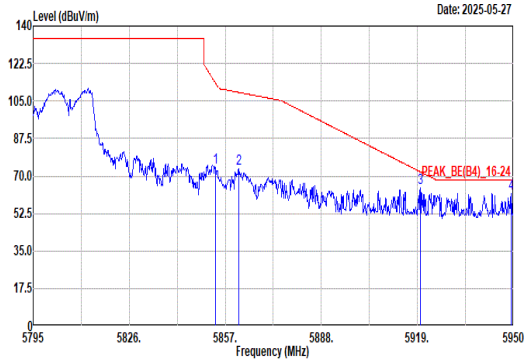 Site : 03CH15-HY Condition: PEAK_BE(B4)_16-24 3m 9120D-02294_240620 VERTICAL : RBW:1000.000kHz VBW:3000.000kHz SWT:Auto Freq Level Limit Line Margin Read Level Ant Factor Cable Loss Preamp Factor Aux Factor APos TPos Remark MHz dBuV/m dBuV/m dB dBuV dB/m dB dB dB cm deg 1 5853.75 74.10 113.66 -39.56 67.76 34.21 8.91 36.78 0.00 400 134 PEAK 2 5861.34 73.18 109.02 -35.84 66.79 34.25 8.92 36.78 0.00 400 134 PEAK 3 5919.93 64.45 71.94 -7.49 57.92 34.32 8.98 36.77 0.00 400 134 PEAK 4 5949.23 61.78 68.20 -6.42 55.34 34.20 9.01 36.77 0.00 400 134 PEAK	Blank

Mode	16	
	Band Edge - L	
	U-NII-3_5.725-5.85_802.11ax HE80_CH155_Full RU_5775MHz	
ANT	1+2	
Pol.	Horizontal	Fundamental
Peak	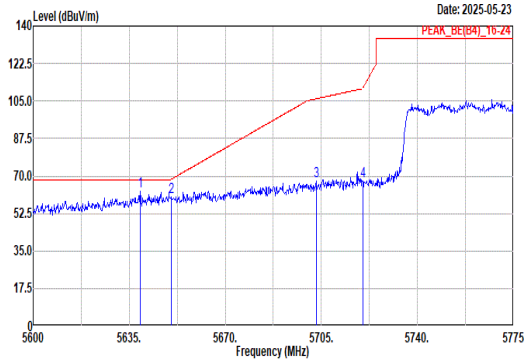 Site : 03CH15-HY Condition: PEAK_BE(B4)_16-24 3m 9120D-02294_240620 HORIZONTAL : RBW:1000.000kHz VBW:3000.000kHz SWT:Auto Freq Level Limit Line Margin Read Level Ant Factor Cable Loss Preamp Factor Aux Factor APos TPos Remark MHz dBuV/m dBuV/m dB dBuV dB/m dB dB dB cm deg 1 5639.03 63.04 68.20 -5.16 57.94 33.23 8.67 36.80 0.00 100 131 PEAK 2 5650.40 60.34 68.50 -8.16 55.15 33.30 8.69 36.80 0.00 100 131 PEAK 3 5703.08 67.85 106.06 -38.21 62.20 33.71 8.74 36.80 0.00 100 131 PEAK 4 5720.05 67.63 110.91 -43.28 61.92 33.74 8.76 36.79 0.00 100 131 PEAK	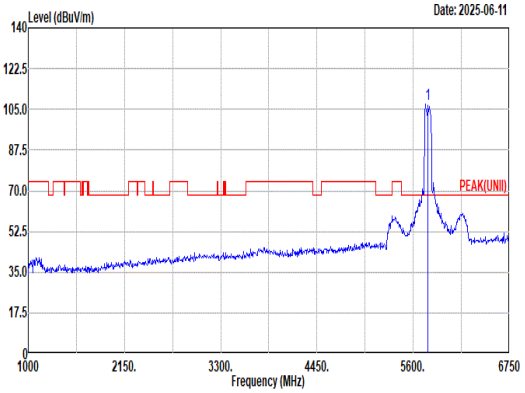 Site : 03CH15-HY Condition: PEAK(UNII) 3m 9120D-02294_240620 HORIZONTAL : RBW:1000.000kHz VBW:3000.000kHz SWT:Auto Freq Level Limit Line Margin Read Level Ant Factor Cable Loss Preamp Factor Aux Factor APos TPos Remark MHz dBuV/m dBuV/m dB dBuV dB/m dB dB dB cm deg 1 5775.00 107.02 ------ ------ 101.04 33.95 8.82 36.79 0.00 100 131 PEAK
Avg	Blank	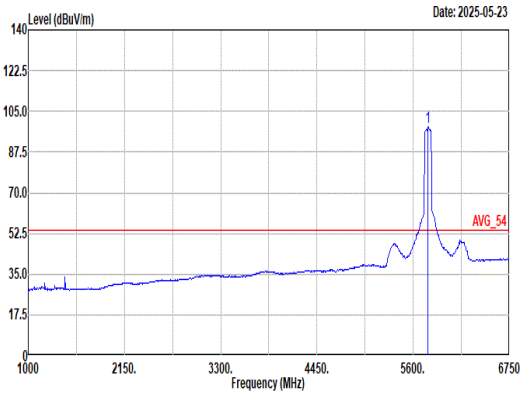 Site : 03CH15-HY Condition: AVG_54 3m 9120D-02294_240620 HORIZONTAL : RBW:1000.000kHz VBW:1.100kHz SWT:Auto Freq Level Limit Line Margin Read Level Ant Factor Cable Loss Preamp Factor Aux Factor APos TPos Remark MHz dBuV/m dBuV/m dB dBuV dB/m dB dB dB cm deg 1 5775.00 98.11 ------ ------ 92.12 33.96 8.82 36.79 0.00 100 131 AVERAGE

Mode	16	
	Band Edge - R	
	U-NII-3_5.725-5.85_802.11ax HE80_CH155_Full RU_5775MHz	
ANT	1+2	
Pol.	Horizontal	Fundamental
Peak	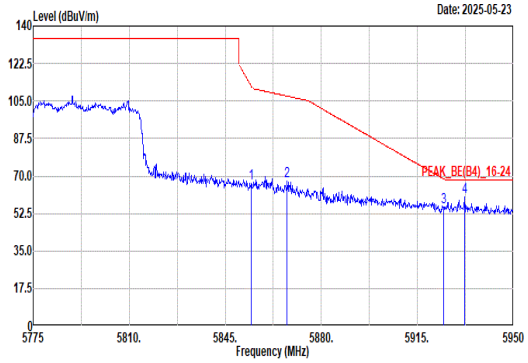 Site : 03CH15-HY Condition: PEAK_BE(B4)_16-24 3m 9120D-02294_240620 HORIZONTAL : RBW:1000.000kHz VBW:3000.000kHz SWT:Auto Freq Level Limit Line Margin Read Level Ant Factor Cable Loss Preamp Factor Aux Factor APos TPos Remark MHz dBuV/m dBuV/m dB dBuV dB/m dB dB dB cm deg 1 5854.45 66.65 112.05 -45.40 60.30 34.22 8.91 36.78 0.00 100 131 PEAK 2 5867.58 67.87 107.28 -39.41 61.46 34.27 8.92 36.78 0.00 100 131 PEAK 3 5924.63 55.60 68.48 -12.88 49.08 34.30 8.99 36.77 0.00 100 131 PEAK 4 5932.33 59.98 68.20 -8.22 53.48 34.27 9.00 36.77 0.00 100 131 PEAK	Blank

Mode	16	
	Band Edge - L	
	U-NII-3_5.725-5.85_802.11ax HE80_CH155_Full RU_5775MHz	
ANT	1+2	
Pol.	Vertical	Fundamental
Peak	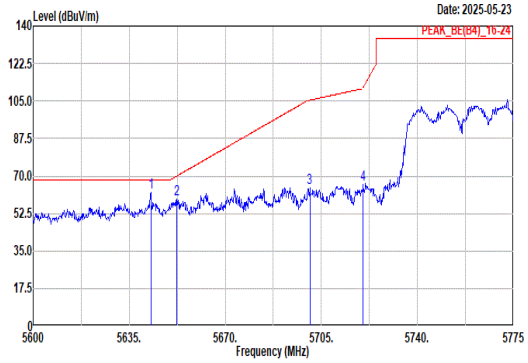 Site : 03CH15-HY Condition: PEAK_BE(B4)_16-24 3m 9120D-02294_240620 VERTICAL : RBW:1000.000kHz VBW:3000.000kHz SWT:Auto Freq Level Limit Line Margin Read Level Ant Factor Cable Loss Preamp Factor Aux Factor APos TPos Remark MHz dBuV/m dBuV/m dB dBuV dB/m dB dB dB cm deg 1 5642.88 62.23 68.20 -5.97 57.09 33.26 8.68 36.80 0.00 363 130 PEAK 2 5652.33 59.06 69.93 -10.87 53.85 33.32 8.69 36.80 0.00 363 130 PEAK 3 5700.80 64.71 105.42 -40.71 59.07 33.70 8.74 36.80 0.00 363 130 PEAK 4 5720.23 65.94 111.31 -45.37 60.23 33.74 8.76 36.79 0.00 363 130 PEAK	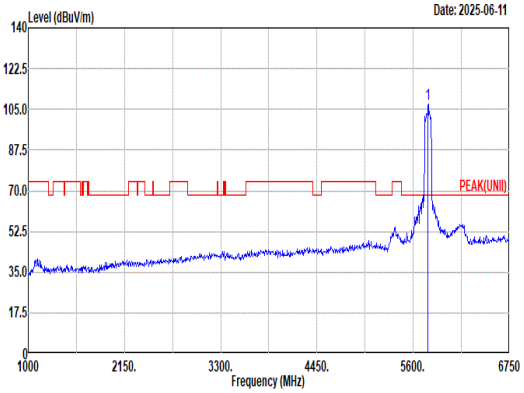 Site : 03CH15-HY Condition: PEAK(UNII) 3m 9120D-02294_240620 VERTICAL : RBW:1000.000kHz VBW:3000.000kHz SWT:Auto Freq Level Limit Line Margin Read Level Ant Factor Cable Loss Preamp Factor Aux Factor APos TPos Remark MHz dBuV/m dBuV/m dB dBuV dB/m dB dB dB cm deg 1 5775.00 107.49 ------ ------ 101.51 33.95 8.82 36.79 0.00 363 130 PEAK
Avg	Blank	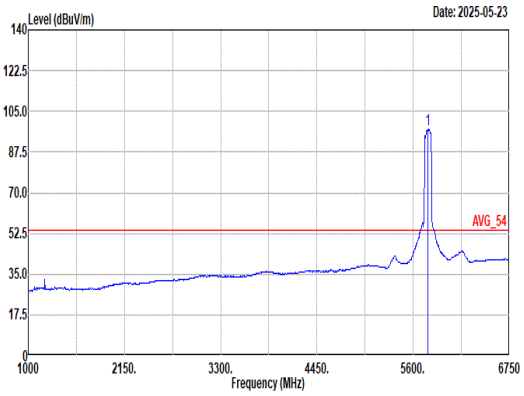 Site : 03CH15-HY Condition: AVG_54 3m 9120D-02294_240620 VERTICAL : RBW:1000.000kHz VBW:1.100kHz SWT:Auto Freq Level Limit Line Margin Read Level Ant Factor Cable Loss Preamp Factor Aux Factor APos TPos Remark MHz dBuV/m dBuV/m dB dBuV dB/m dB dB dB cm deg 1 5775.00 97.17 ------ ------ 91.14 33.99 8.83 36.79 0.00 363 130 AVERAGE

Mode	16	
	Band Edge - R	
	U-NII-3_5.725-5.85_802.11ax HE80_CH155_Full RU_5775MHz	
ANT	1+2	
Pol.	Vertical	Fundamental
Peak	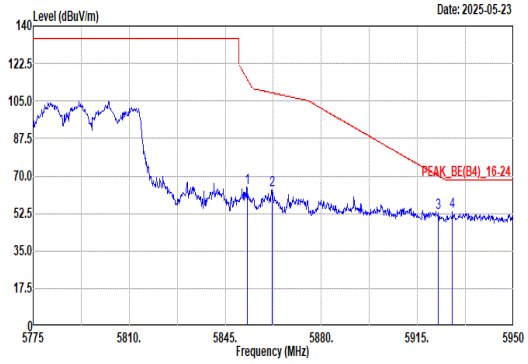 Site : 03CH15-HY Condition: PEAK_BE(B4)_16-24 3m 9120D-02294_240620 VERTICAL : RBW:1000.000kHz VBW:3000.000kHz SWT:Auto Limit Read Ant Cable Preamp Aux APos TPos Freq Level Line Margin Level Factor Loss Factor Factor Remark MHz dBuV/m dBuV/m dB dBuV dB/m dB dB dB cm deg 1 5853.05 64.64 115.25 -50.61 58.30 34.21 8.91 36.78 0.00 363 130 PEAK 2 5862.15 63.61 108.80 -45.19 57.22 34.25 8.92 36.78 0.00 363 130 PEAK 3 5922.70 52.94 69.89 -16.95 46.42 34.31 8.98 36.77 0.00 363 130 PEAK 4 5927.78 53.52 68.20 -14.68 47.01 34.29 8.99 36.77 0.00 363 130 PEAK	Blank

Mode	16	
	Harmonic	
	U-NII-3_5.725-5.85_802.11ax HE80_CH155_Full RU_5775MHz	
ANT	1+2	
Pol.	Horizontal	Vertical
Peak Avg	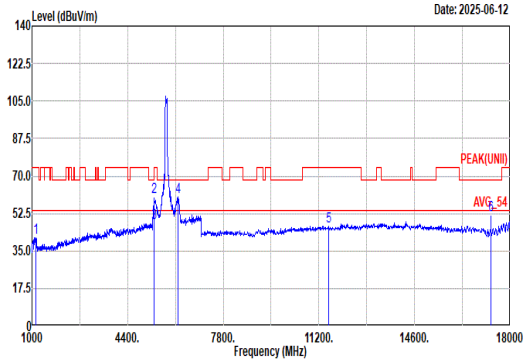 Site : 03CH15-HY Condition: PEAK(UNII) 3m 9120D-02294_240620 HORIZONTAL Freq Level Limit Line Margin Read Level Ant Factor Cable Loss Preamp Factor Aux Factor APos TPos Remark 1 1132.00 41.43 74.00 -32.57 49.13 25.58 3.90 37.18 0.00 100 131 Peak 2 5350.00 60.09 68.20 -8.11 55.45 32.90 8.57 36.83 0.00 100 125 Peak 3 5350.00 48.01 54.00 -5.99 64.85 32.90 8.57 58.31 0.00 100 125 AVERAGE 4 6196.00 60.44 68.20 -7.76 53.74 34.20 9.16 36.66 0.00 100 121 Peak 5 11550.00 46.45 74.00 -27.55 51.61 38.70 12.62 57.40 0.92 -- -- PEAK 6 17325.00 52.00 68.20 -16.20 56.47 38.28 15.52 59.21 0.94 200 236 PEAK	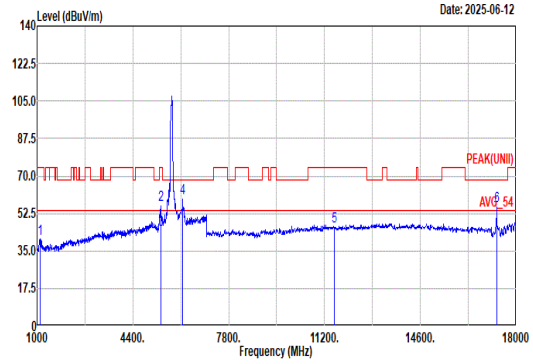 Site : 03CH15-HY Condition: PEAK(UNII) 3m 9120D-02294_240620 VERTICAL Freq Level Limit Line Margin Read Level Ant Factor Cable Loss Preamp Factor Aux Factor APos TPos Remark 1 1108.00 40.64 74.00 -33.36 48.67 25.30 3.86 37.19 0.00 363 130 Peak 2 5386.00 56.41 74.00 -17.59 51.81 32.83 8.60 36.83 0.00 400 190 Peak 3 5386.00 44.95 54.00 -9.05 40.35 32.83 8.60 36.83 0.00 400 190 Average 4 6154.00 59.53 68.20 -8.67 52.87 34.20 9.14 36.68 0.00 100 16 Peak 5 11550.00 46.49 74.00 -27.51 51.65 38.70 12.62 57.40 0.92 -- -- PEAK 6 17325.00 55.79 68.20 -12.41 60.26 38.28 15.52 59.21 0.94 200 0 PEAK

Mode	16	
	Harmonic	
	U-NII-3_5.725-5.85_802.11ax HE80_CH155_Full RU_5775MHz	
ANT	1+2	
Pol.	Horizontal	Vertical
14.47G ~14.5G Avg	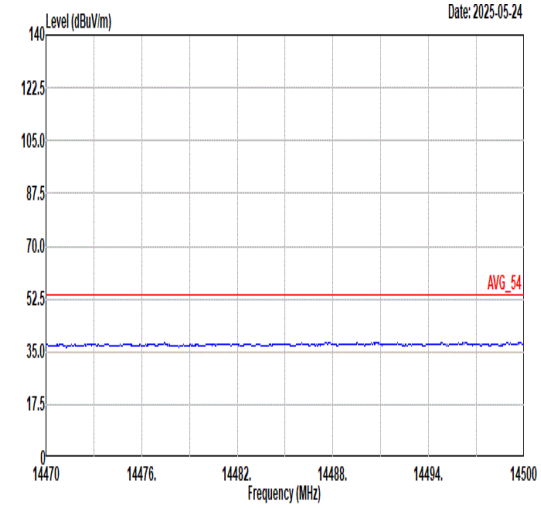 Site : 03CH15-HY Condition: AVG_54 3m 9120D-02294_240620 HORIZONTAL	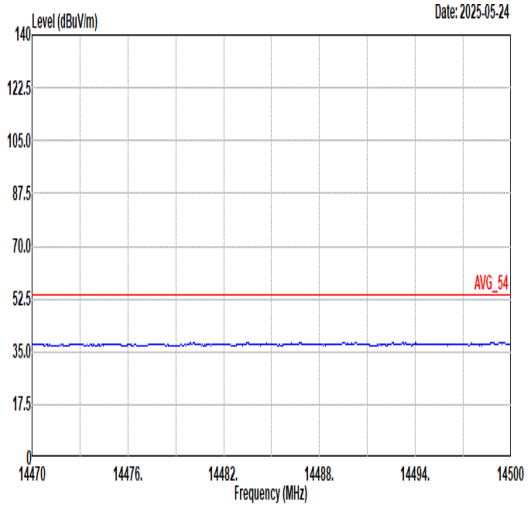 Site : 03CH15-HY Condition: AVG_54 3m 9120D-02294_240620 VERTICAL
17.7G ~18G Avg	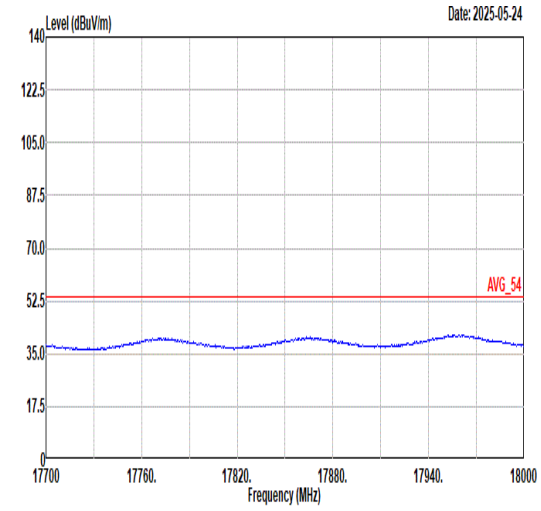 Site : 03CH15-HY Condition: AVG_54 3m 9120D-02294_240620 HORIZONTAL	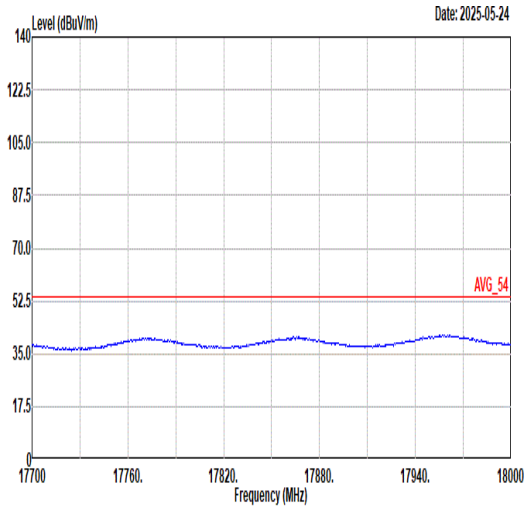 Site : 03CH15-HY Condition: AVG_54 3m 9120D-02294_240620 VERTICAL

Mode	17	
	Band Edge - L	
	U-NII-3_5.725-5.85_802.11ax HE80_CH155_Partial_484/65RU _5775MHz	
ANT	1+2	
Pol.	Horizontal	Fundamental
Peak	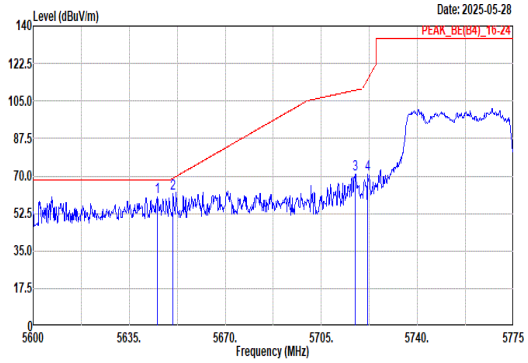 Site : 03CH15-HY Condition: PEAK_BE(B4)_16-24 3m 9120D-02294_240620 HORIZONTAL : RBW:1000.000kHz VBW:3000.000kHz SWT:Auto Freq Level Limit Line Margin Read Level Ant Factor Cable Loss Preamp Factor Aux Factor APos TPos Remark MHz dBuV/m dBuV/m dB dBuV dB/m dB dB dB cm deg 1 5645.33 60.34 68.20 -7.86 55.19 33.27 8.68 36.80 0.00 347 125 PEAK 2 5650.93 61.78 68.89 -7.11 56.58 33.31 8.69 36.80 0.00 347 125 PEAK 3 5717.43 71.05 110.08 -39.03 65.35 33.73 8.76 36.79 0.00 347 125 PEAK 4 5721.80 71.00 114.90 -43.90 65.29 33.74 8.76 36.79 0.00 347 125 PEAK	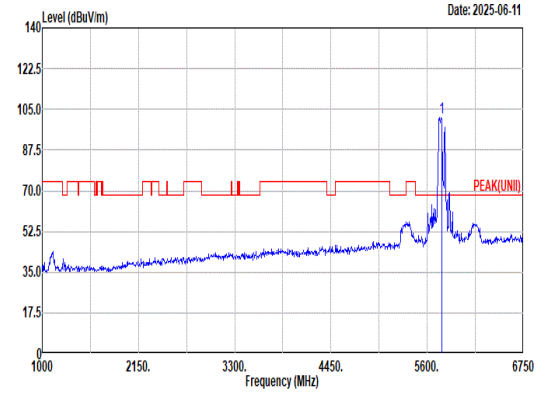 Site : 03CH15-HY Condition: PEAK(UNII) 3m 9120D-02294_240620 HORIZONTAL : RBW:1000.000kHz VBW:3000.000kHz SWT:Auto Freq Level Limit Line Margin Read Level Ant Factor Cable Loss Preamp Factor Aux Factor APos TPos Remark MHz dBuV/m dBuV/m dB dBuV dB/m dB dB dB cm deg 1 5775.00 101.64 ------ ------ 95.66 33.95 8.82 36.79 0.00 347 125 PEAK
Avg	Blank	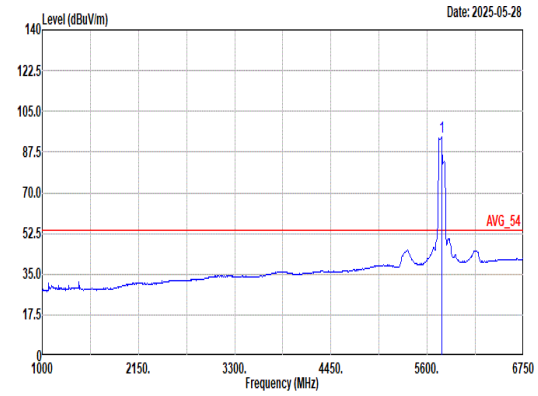 Site : 03CH15-HY Condition: AVG_54 3m 9120D-02294_240620 HORIZONTAL : RBW:1000.000kHz VBW:0.620kHz SWT:Auto Freq Level Limit Line Margin Read Level Ant Factor Cable Loss Preamp Factor Aux Factor APos TPos Remark MHz dBuV/m dBuV/m dB dBuV dB/m dB dB dB cm deg 1 5775.00 93.85 ------ ------ 87.90 33.92 8.82 36.79 0.00 347 125 AVERAGE

Mode	17	
	Band Edge - R	
	U-NII-3_5.725-5.85_802.11ax HE80_CH155_Partial_484/65RU _5775MHz	
ANT	1+2	
Pol.	Horizontal	Fundamental
Peak	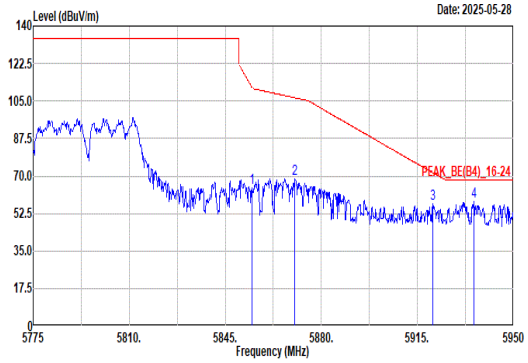 Site : 03CH15-HY Condition: PEAK_BE(B4)_16-24 3m 9120D-02294_240620 HORIZONTAL : RBW:1000.000kHz VBW:3000.000kHz SWT:Auto Freq Level Limit Line Margin Read Level Ant Factor Cable Loss Preamp Factor Aux Factor APos TPos Remark MHz dBuV/m dBuV/m dB dBuV dB/m dB dB dB cm deg 1 5854.63 64.46 111.65 -47.19 58.11 34.22 8.91 36.78 0.00 347 125 PEAK 2 5870.20 68.51 106.54 -38.03 62.08 34.28 8.93 36.78 0.00 347 125 PEAK 3 5920.60 56.95 71.44 -14.49 50.42 34.32 8.98 36.77 0.00 347 125 PEAK 4 5935.48 58.04 68.20 -10.16 51.55 34.26 9.00 36.77 0.00 347 125 PEAK	Blank

Mode	17	
	Band Edge - L	
	U-NII-3_5.725-5.85_802.11ax HE80_CH155_Partial_484/65RU _5775MHz	
ANT	1+2	
Pol.	Vertical	Fundamental
Peak	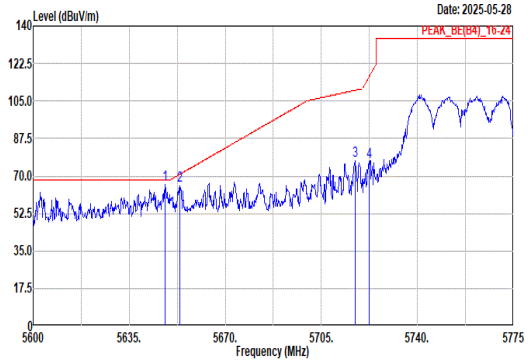 Site : 03CH15-HY Condition: PEAK_BE(B4)_16-24 3m 9120D-02294_240620 VERTICAL : RBW:1000.000kHz VBW:3000.000kHz SWT:Auto Freq Level Limit Line Margin Read Level Ant Factor Cable Loss Preamp Factor Aux Factor APos TPos Remark MHz dBuV/m dBuV/m dB dBuV dB/m dB dB dB cm deg 1 5647.95 66.15 68.20 -2.05 60.98 33.29 8.68 36.80 0.00 348 125 PEAK 2 5653.55 65.37 70.84 -5.47 60.15 33.33 8.69 36.80 0.00 348 125 PEAK 3 5717.43 77.35 110.08 -32.73 71.65 33.73 8.76 36.79 0.00 348 125 PEAK 4 5722.33 76.61 116.10 -39.49 70.90 33.74 8.76 36.79 0.00 348 125 PEAK	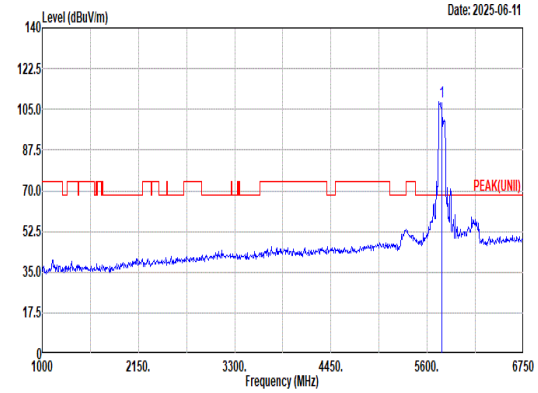 Site : 03CH15-HY Condition: PEAK(UNII) 3m 9120D-02294_240620 VERTICAL : RBW:1000.000kHz VBW:3000.000kHz SWT:Auto Freq Level Limit Line Margin Read Level Ant Factor Cable Loss Preamp Factor Aux Factor APos TPos Remark MHz dBuV/m dBuV/m dB dBuV dB/m dB dB dB cm deg 1 5775.00 108.29 ------ ------ 102.31 33.95 8.82 36.79 0.00 348 125 PEAK
Avg	Blank	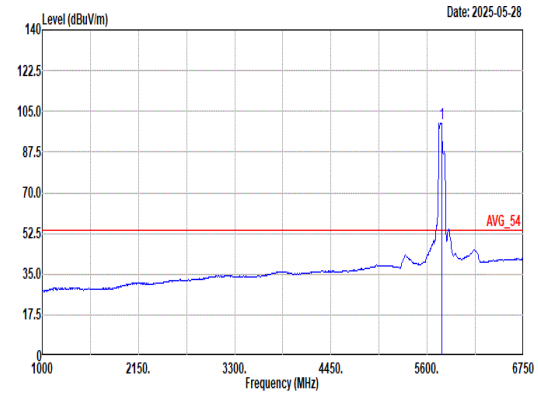 Site : 03CH15-HY Condition: AVG_54 3m 9120D-02294_240620 VERTICAL : RBW:1000.000kHz VBW:0.620kHz SWT:Auto Freq Level Limit Line Margin Read Level Ant Factor Cable Loss Preamp Factor Aux Factor APos TPos Remark MHz dBuV/m dBuV/m dB dBuV dB/m dB dB dB cm deg 1 5775.00 100.07 ------ ------ 94.25 33.81 8.80 36.79 0.00 348 125 AVERAGE

Mode	17	
	Band Edge - R	
	U-NII-3_5.725-5.85_802.11ax HE80_CH155_Partial_484/65RU _5775MHz	
ANT	1+2	
Pol.	Vertical	Fundamental
Peak	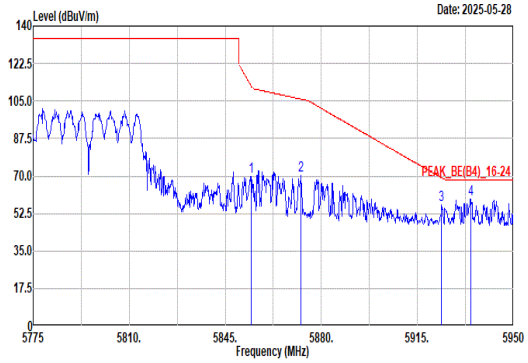 Site : 03CH15-HY Condition: PEAK_BE(B4)_16-24 3m 9120D-02294_240620 VERTICAL : RBW:1000.000kHz VBW:3000.000kHz SWT:Auto Limit Read Ant Cable Preamp Aux APos TPos Freq Level Line Margin Level Factor Loss Factor Factor Remark MHz dBuV/m dBuV/m dB dBuV dB/m dB dB dB cm deg 1 5854.45 69.61 112.05 -42.44 63.26 34.22 8.91 36.78 0.00 348 125 PEAK 2 5872.65 70.03 105.86 -35.83 63.59 34.29 8.93 36.78 0.00 348 125 PEAK 3 5923.75 56.78 69.12 -12.34 50.25 34.31 8.99 36.77 0.00 348 125 PEAK 4 5934.43 59.27 68.20 -8.93 52.78 34.26 9.00 36.77 0.00 348 125 PEAK	Blank

Mode	18	
	Band Edge - L	
	U-NII-3_5.725-5.85_802.11ax HE80_CH155_Partial_484/66RU _5775MHz	
ANT	1+2	
Pol.	Horizontal	Fundamental
Peak	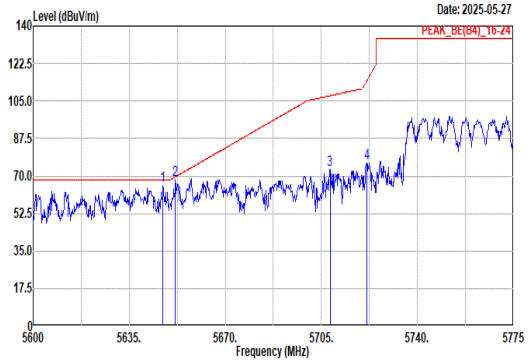 Site : 03CH15-HY Condition: PEAK_BE(B4)_16-24 3m 9120D-02294_240620 HORIZONTAL : RBW:1000.000kHz VBW:3000.000kHz SWT:Auto Freq Level Limit Line Margin Read Level Ant Factor Cable Loss Preamp Factor Aux Factor APos TPos Remark MHz dBuV/m dBuV/m dB dBuV dB/m dB dB dB cm deg 1 5647.25 65.74 68.20 -2.46 60.58 33.28 8.68 36.80 0.00 300 91 PEAK 2 5651.80 68.14 69.54 -1.40 62.94 33.31 8.69 36.80 0.00 300 91 PEAK 3 5708.15 72.97 107.48 -34.51 67.30 33.72 8.75 36.80 0.00 300 91 PEAK 4 5721.45 76.20 114.11 -37.91 70.49 33.74 8.76 36.79 0.00 300 91 PEAK	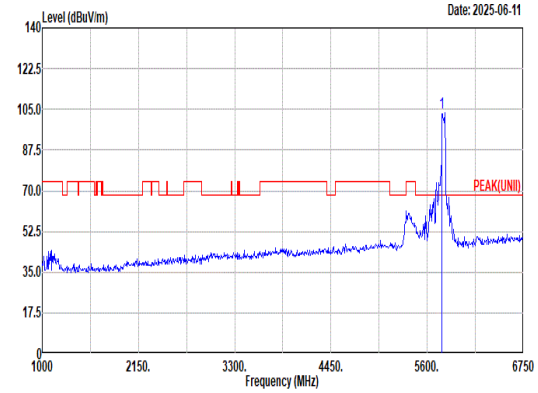 Site : 03CH15-HY Condition: PEAK(UNII) 3m 9120D-02294_240620 HORIZONTAL : RBW:1000.000kHz VBW:3000.000kHz SWT:Auto Freq Level Limit Line Margin Read Level Ant Factor Cable Loss Preamp Factor Aux Factor APos TPos Remark MHz dBuV/m dBuV/m dB dBuV dB/m dB dB dB cm deg 1 5775.00 103.77 ------ ------ 97.79 33.95 8.82 36.79 0.00 300 91 PEAK
Avg	Blank	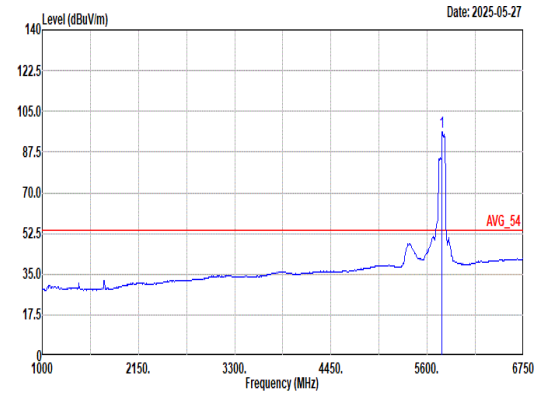 Site : 03CH15-HY Condition: AVG_54 3m 9120D-02294_240620 HORIZONTAL : RBW:1000.000kHz VBW:0.620kHz SWT:Auto Freq Level Limit Line Margin Read Level Ant Factor Cable Loss Preamp Factor Aux Factor APos TPos Remark MHz dBuV/m dBuV/m dB dBuV dB/m dB dB dB cm deg 1 5775.00 96.05 ------ ------ 90.02 33.99 8.83 36.79 0.00 300 91 AVERAGE

Mode	18	
	Band Edge - R	
	U-NII-3_5.725-5.85_802.11ax HE80_CH155_Partial_484/66RU _5775MHz	
ANT	1+2	
Pol.	Horizontal	Fundamental
Peak	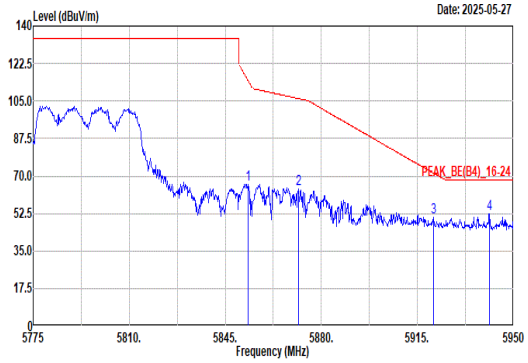 Site : 03CH15-HY Condition: PEAK_BE(B4)_16-24 3m 9120D-02294_240620 HORIZONTAL : RBW:1000.000kHz VBW:3000.000kHz SWT:Auto Freq Level Limit Line Margin Read Level Ant Factor Cable Loss Preamp Factor Aux Factor APos TPos Remark MHz dBuV/m dBuV/m dB dBuV dB/m dB dB dB cm deg 1 5853.40 65.94 114.45 -48.51 59.60 34.21 8.91 36.78 0.00 300 91 PEAK 2 5871.60 63.76 106.15 -42.39 57.32 34.29 8.93 36.78 0.00 300 91 PEAK 3 5920.78 50.57 71.31 -20.74 44.04 34.32 8.98 36.77 0.00 300 91 PEAK 4 5941.25 52.07 68.20 -16.13 45.59 34.24 9.01 36.77 0.00 300 91 PEAK	Blank

Mode	18	
	Band Edge - L	
	U-NII-3_5.725-5.85_802.11ax HE80_CH155_Partial_484/66RU _5775MHz	
ANT	1+2	
Pol.	Vertical	Fundamental
Peak	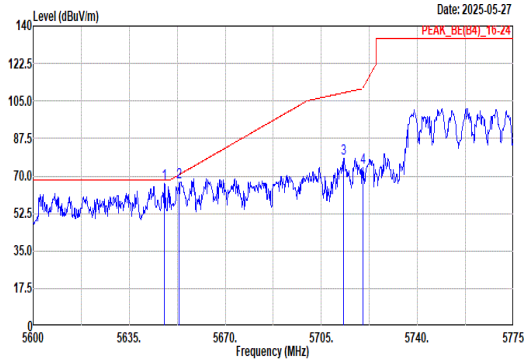 Site : 03CH15-HY Condition: PEAK_BE(B4)_16-24 3m 9120D-02294_240620 VERTICAL : RBW:1000.000kHz VBW:3000.000kHz SWT:Auto Freq Level Limit Line Margin Read Level Ant Factor Cable Loss Preamp Factor Aux Factor APos TPos Remark MHz dBuV/m dBuV/m dB dBuV dB/m dB dB dB cm deg 1 5647.78 66.41 68.20 -1.79 61.24 33.29 8.68 36.80 0.00 339 124 PEAK 2 5653.20 67.06 70.58 -3.52 61.84 33.33 8.69 36.80 0.00 339 124 PEAK 3 5713.23 78.27 108.91 -30.64 72.58 33.73 8.75 36.79 0.00 339 124 PEAK 4 5720.05 73.78 110.91 -37.13 68.07 33.74 8.76 36.79 0.00 339 124 PEAK	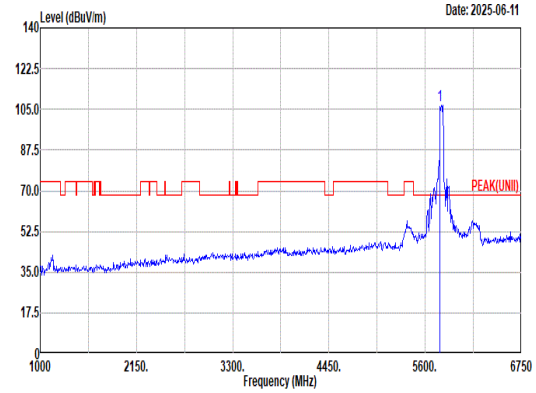 Site : 03CH15-HY Condition: PEAK(UNII) 3m 9120D-02294_240620 VERTICAL : RBW:1000.000kHz VBW:3000.000kHz SWT:Auto Freq Level Limit Line Margin Read Level Ant Factor Cable Loss Preamp Factor Aux Factor APos TPos Remark MHz dBuV/m dBuV/m dB dBuV dB/m dB dB dB cm deg 1 5775.00 106.73 ------ ------ 100.75 33.95 8.82 36.79 0.00 339 124 PEAK
Avg	Blank	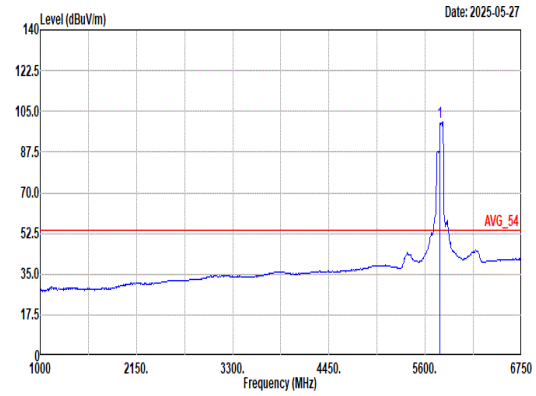 Site : 03CH15-HY Condition: AVG_54 3m 9120D-02294_240620 VERTICAL : RBW:1000.000kHz VBW:0.620kHz SWT:Auto Freq Level Limit Line Margin Read Level Ant Factor Cable Loss Preamp Factor Aux Factor APos TPos Remark MHz dBuV/m dBuV/m dB dBuV dB/m dB dB dB cm deg 1 5775.00 100.44 ------ ------ 94.24 34.12 8.86 36.78 0.00 339 124 AVERAGE

Mode	18	
	Band Edge - R	
	U-NII-3_5.725-5.85_802.11ax HE80_CH155_Partial_484/66RU _5775MHz	
ANT	1+2	
Pol.	Vertical	Fundamental
Peak	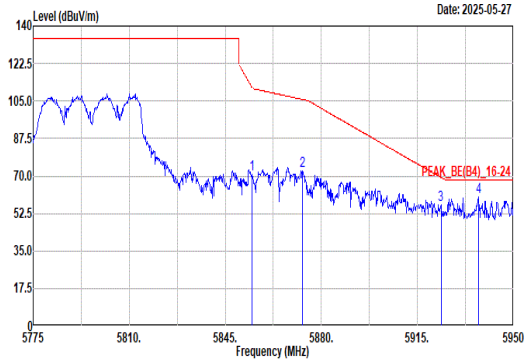 Site : 03CH15-HY Condition: PEAK_BE(B4)_16-24 3m 9120D-02294_240620 VERTICAL : RBW:1000.000kHz VBW:3000.000kHz SWT:Auto Limit Read Ant Cable Preamp Aux APos TPos Freq Level Line Margin Level Factor Loss Factor Factor Remark MHz dBuV/m dBuV/m dB dBuV dB/m dB dB dB cm deg 1 5854.80 70.75 111.26 -40.51 64.40 34.22 8.91 36.78 0.00 339 124 PEAK 2 5873.18 72.57 105.71 -33.14 66.13 34.29 8.93 36.78 0.00 339 124 PEAK 3 5923.58 56.64 69.25 -12.61 50.11 34.31 8.99 36.77 0.00 339 124 PEAK 4 5937.23 60.05 68.20 -8.15 53.57 34.25 9.00 36.77 0.00 339 124 PEAK	Blank

Mode	19	
	SHF	
	U-NII-3_5.725-5.85_802.11ax HE80_CH155_Partial_484/66RU _5775MHz	
ANT	1+2	
Pol.	Horizontal	Vertical
Peak	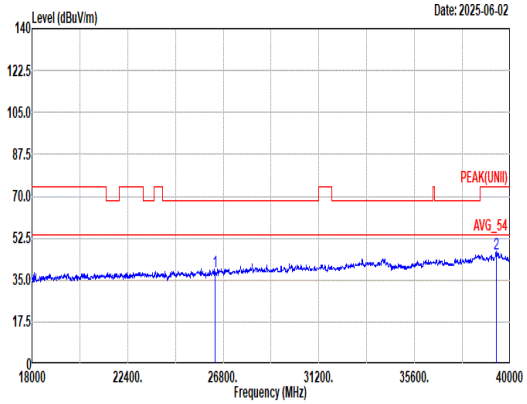 Site : 03CH15-HY Condition: PEAK(UNII) 1m BBHA9170_1224_240624 HORIZONTAL Freq Level Limit Line Margin Read Level Ant Factor Cable Loss Preamp Factor Aux Factor APos TPos Remark MHz dBuV/m dBuV/m dB dBuV dB/m dB dB dB cm deg 1 26417.21 38.68 68.20 -29.52 54.92 39.73 7.19 53.62 -9.54 -- -- PEAK 2 39363.78 46.13 74.00 -27.87 57.60 45.51 9.17 56.61 -9.54 -- -- PEAK	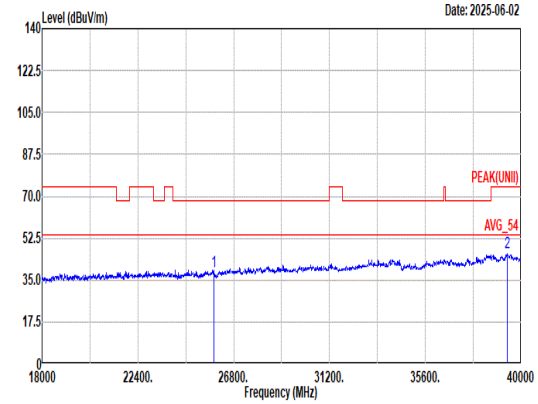 Site : 03CH15-HY Condition: PEAK(UNII) 1m BBHA9170_1224_240624 VERTICAL Freq Level Limit Line Margin Read Level Ant Factor Cable Loss Preamp Factor Aux Factor APos TPos Remark MHz dBuV/m dBuV/m dB dBuV dB/m dB dB dB cm deg 1 25900.98 38.36 68.20 -29.84 54.75 39.30 7.09 53.24 -9.54 -- -- PEAK 2 39370.49 46.48 74.00 -27.52 58.04 45.41 9.17 56.60 -9.54 -- -- PEAK

Mode	20	
	LF	
	U-NII-3_5.725-5.85_802.11ax HE80_CH155_Partial_484/66RU _5775MHz	
ANT	1+2	
Pol.	Horizontal	Vertical
QP/ Peak	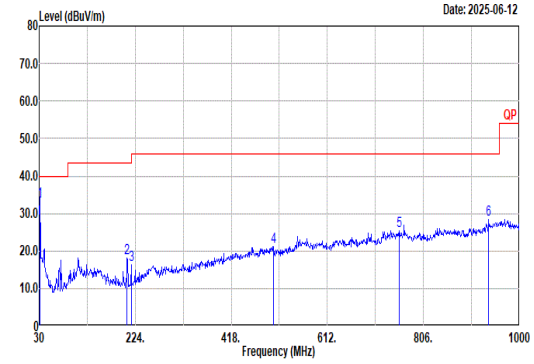 Site : 03CH15-HY Condition: QP 3m Bilog_41912 & 05_250301 HORIZONTAL 		Freq	Level	Limit Line	Margin	Read Level	Ant Factor	Cable Loss	Preamp Factor	Aux Factor	APos	TPos	Remark
---	---	---	---	---	---	---	---	---	---	---	---	---
	MHz	dBuV/m	dBuV/m	dB	dBuV	dB/m	dB	dB	dB	cm	deg	
1	30.97	33.31	40.00	-6.69	41.34	23.86	0.00	31.89	0.00	--	--	Peak
2	207.51	18.06	43.50	-25.44	34.72	15.19	0.00	31.85	0.00	--	--	Peak
3	216.24	16.19	46.00	-29.81	33.01	15.02	0.00	31.84	0.00	--	--	Peak
4	503.36	21.21	46.00	-24.79	28.98	24.03	0.00	31.80	0.00	--	--	Peak
5	756.53	25.25	46.00	-20.75	28.31	28.53	0.00	31.59	0.00	--	--	Peak
6	937.92	28.29	46.00	-17.71	28.49	30.38	0.00	30.58	0.00	--	--	Peak | Site : 03CH15-HY Condition: QP 3m Bilog_41912 & 05_250301 VERTICAL |	Freq	Level	Limit Line	Margin	Read Level	Ant Factor	Cable Loss	Preamp Factor	Aux Factor	APos	TPos	Remark
---	---	---	---	---	---	---	---	---	---	---	---	---
	MHz	dBuV/m	dBuV/m	dB	dBuV	dB/m	dB	dB	dB	cm	deg	
1	37.76	34.10	40.00	-5.90	45.30	20.72	0.00	31.92	0.00	100	232	QP
2	191.02	22.62	43.50	-20.88	39.65	14.82	0.00	31.85	0.00	--	--	Peak
3	248.25	18.19	46.00	-27.81	31.72	18.30	0.00	31.83	0.00	--	--	Peak
4	515.00	22.68	46.00	-23.32	30.40	24.09	0.00	31.81	0.00	--	--	Peak
5	709.00	37.78	46.00	-8.22	42.66	26.86	0.00	31.74	0.00	--	--	Peak
6	959.26	29.37	46.00	-16.63	28.67	31.08	0.00	30.38	0.00	--	--	Peak		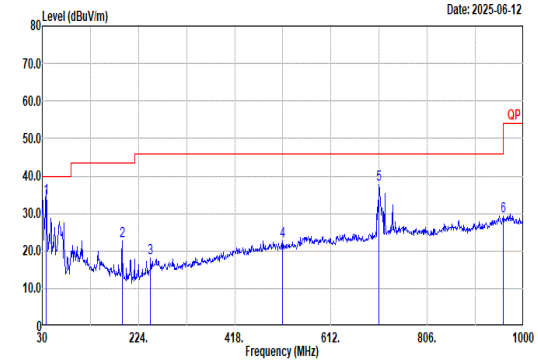

Appendix D. Duty Cycle Plots

Antenna	Band	Duty Cycle (%)	T(us)	1/T(kHz)	VBW Setting
1+2	802.11a	85.64	1730	0.58	620Hz
1+2	5GHz 802.11n HT20	85.96	4900	0.20	220Hz
1+2	5GHz 802.11ax HE20 Full RU	86.21	3750	0.27	300Hz
1+2	5GHz 802.11ax HE20 106 RU	86.09	3900	0.26	270Hz
1+2	5GHz 802.11ax HE40 Full RU	85.59	1900	0.53	560Hz
1+2	5GHz 802.11ax HE40 242 RU	85.71	1740	0.57	620Hz
1+2	5GHz 802.11ax HE80 Full RU	85.45	940	1.06	1.1kHz
1+2	5GHz 802.11ax HE80 484 RU	85.93	1710	0.58	620Hz

MIMO <Ant. 1+2>

802.11a

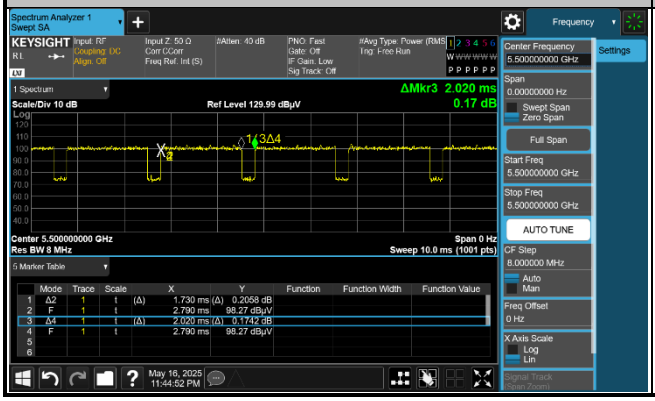

5GHz 802.11n HT20

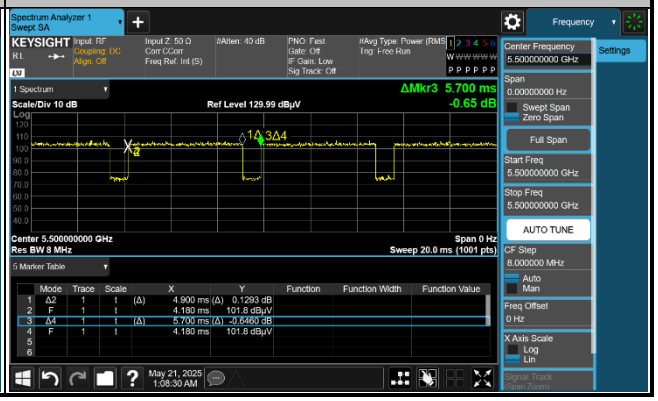

5GHz 802.11ax HE20 Full RU

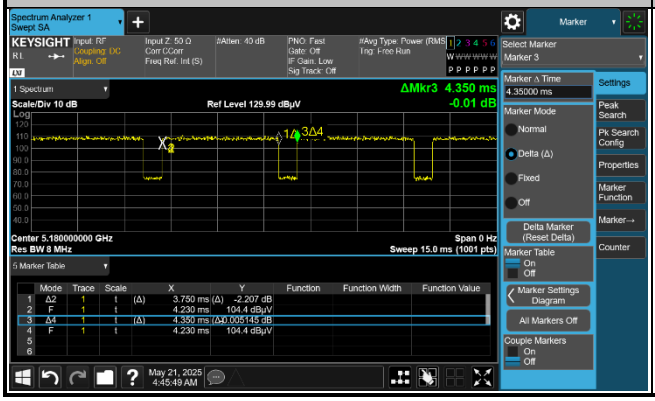

5GHz 802.11ax HE20 106 RU

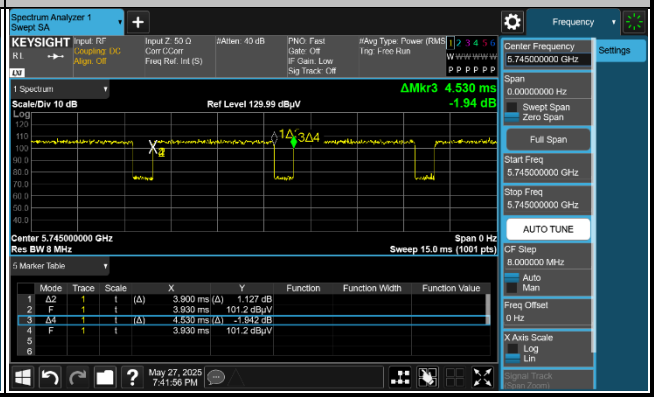

5GHz 802.11ax HE40 Full RU

5GHz 802.11ax HE40 242 RU

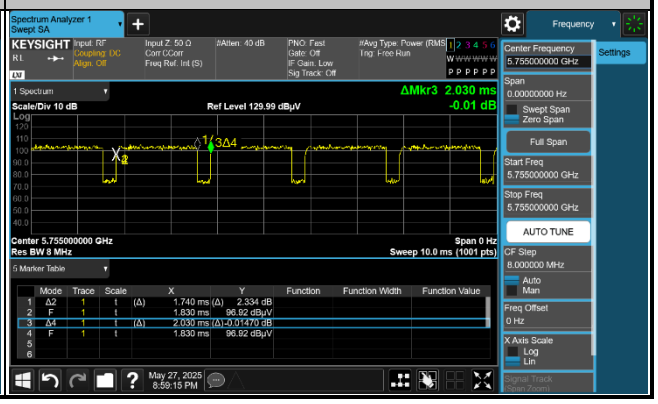

5GHz 802.11ax HE80 Full RU

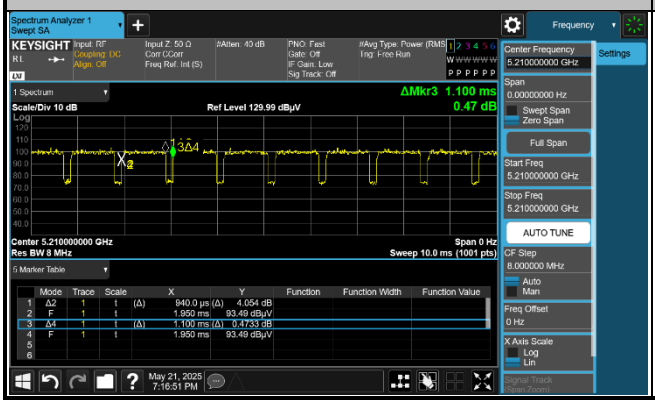
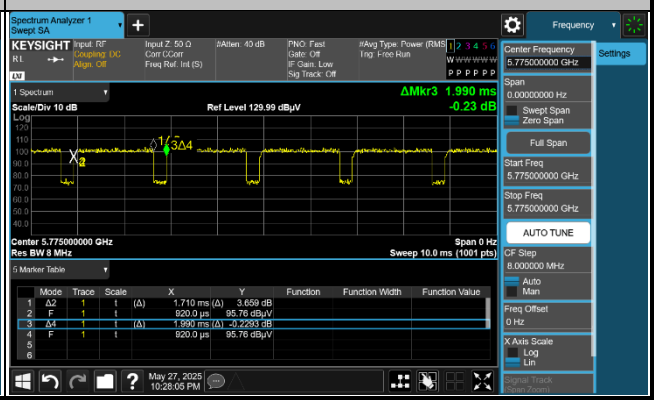
5GHz 802.11ax HE80 484 RU