

HAC TEST REPORT

<for T-Coil measurement>

Applicant Name	Motorola, Inc.
Address of Applicant	One Motorola Plaza, MD : B-13 Holtsville, NY 11742-1300
EUT Type	Mobile Computer
Model Number	MC9596
Date of receive	2009.03.24
Date of Test(s)	2009.03.26
Date of Issue	2009.05.07

Standards:

ANSI C63.19-2007**FCC RULE PART(S): 47 CFR PART 20.19(B)****HAC RATE CATEGORY: T3 (T Category)**

In the configuration tested, the EUT complied with the standards specified above.

Remarks:

This report details the results of the testing carried out on one sample, the results contained in this test report do not relate to other samples of the same product. The manufacturer should ensure that all products in series production are in conformity with the product sample detailed in this report. This report may only be reproduced and distributed in full. If the product in this report is used in any configuration other than that detailed in the report, the manufacturer must ensure the new system complies with all relevant standards. Any mention of SGS Taiwan Electronics & Communication Laboratory or testing done by SGS Taiwan Electronics & Communication Laboratory in connection with distribution or use of the product described in this report must be approved by SGS Taiwan Electronics & Communication Laboratory in writing.

Tested by :

Ricky Huang

Sr. Engineer

Date: 2009/03/30

Approved by:

Robert Chang

Tech Manager

Date: 2009/05/07

Unless otherwise stated the results shown in this test report refer only to the sample(s) tested and such sample(s) are retained for 90 days only. This test report cannot be reproduced, except in full, without prior written permission of the Company. 除非另有說明，此報告結果僅對測試之樣品負責，同時此樣品僅保留90天。本報告未經本公司書面許可，不可部份複製。

This document is issued by the Company subject to its General Conditions of Service (www.sgs.com/terms_and_conditions.htm) and Terms and Conditions for Electronic Documents (www.sgs.com/terms_e-document.htm). Attention is drawn to the limitations of liability, indemnification and jurisdictional issues established therein. Even if printed this electronic document is to be treated as an original within the meaning of UCP 600 article 20b. The authenticity of this document may be verified at www.sgsonsite.com/authentication. Any holder of this document is advised that information contained hereon reflects the Company's findings at the time of its intervention only and within the limits of client's instructions, if any. The Company's sole responsibility is to its Client and this document does not exonerate parties to a transaction from exercising all their rights and obligations under the transaction documents.

Table of Contents

1. Introduction.....	3
2. Testing Laboratory.....	4
3. Details of Applicant.....	4
4. Description Of EUT	4
5. Test Environment	5
6. System Specifications of DASY4.....	5
7. Measurement Procedure.....	8
8. System Verification.....	8
9. Test Standards and Limits	9
10. Instruments List	10
11. Summary of Results.....	11
12. Measurement Data	13
13. Probe Calibration certificate.....	97
14 Uncertainty Analysis.....	101

Unless otherwise stated the results shown in this test report refer only to the sample(s) tested and such sample(s) are retained for 90 days only. This test report cannot be reproduced, except in full, without prior written permission of the Company. 除非另有說明，此報告結果僅對測試之樣品負責，同時此樣品僅保留90天。本報告未經本公司書面許可，不可部份複製。

This document is issued by the Company subject to its General Conditions of Service (www.sgs.com/terms_and_conditions.htm) and Terms and Conditions for Electronic Documents (www.sgs.com/terms_e-document.htm). Attention is drawn to the limitations of liability, indemnification and jurisdictional issues established therein. Even if printed this electronic document is to be treated as an original within the meaning of UCP 600 article 20b. The authenticity of this document may be verified at www.sgsonsite.com/authentication. Any holder of this document is advised that information contained hereon reflects the Company's findings at the time of its intervention only and within the limits of client's instructions, if any. The Company's sole responsibility is to its Client and this document does not exonerate parties to a transaction from exercising all their rights and obligations under the transaction documents.

1. Introduction

The purpose of the Hearing Aid Compatibility extension is to enable measurements of the near electric and magnetic fields generated by wireless communication devices in the region controlled for use by a hearing aid in accordance with ANSI-C63.19-2007

FCC has granted a request for waiver of the HAC rules in section 20.19 for dual band GSM handsets. The waiver has specific conditions, as stated in the order (FCC 05-166) and expires 1 August 2007.

The purpose of this standard is to establish categories for hearing aids and for WD (wireless communications devices) that can indicate to health care practitioners and hearing aid users which hearing aids are compatible with which WD, and to provide tests that can be used to assess the electromagnetic characteristics of hearing aids and WD and assign them to these categories. The various parameters required, in order to demonstrate compatibility and accessibility are measured. The design of the standard is such that when a hearing aid and WD achieve one of the categories specified, as measured by the methodology of this standard, the indicated performance is realized.

In order to provide for the usability of a hearing aid with a WD, several factors must be coordinated:

- a) Radio frequency (RF) measurements of the near-field electric and magnetic fields emitted by a WD to categorize these emissions for correlation with the RF immunity of a hearing aid.
- b) Magnetic field measurements of a WD emitted via the audio transducer associated with the T-coil mode of the hearing aid, for assessment of hearing aid performance.
- c) Measurements with the hearing aid and a simulation of the categorized WD T-coil emissions to assess the hearing aid RF immunity in the T-coil mode.

The WD radio frequency (RF) and audio band emissions are measured.

Hence, the following are measurements made for the WD:

- a) RF E-Field emissions
- b) RF H-Field emissions
- c) T-coil mode, magnetic signal strength in the audio band
- d) T-coil mode, magnetic signal and noise articulation index
- e) T-coil mode, magnetic signal frequency response through the audio band

Corresponding to the WD measurements, the hearing aid is measured for:

- a) RF immunity in microphone mode
- b) RF immunity in T-coil mode

Unless otherwise stated the results shown in this test report refer only to the sample(s) tested and such sample(s) are retained for 90 days only. This test report cannot be reproduced, except in full, without prior written permission of the Company. 除非另有說明，此報告結果僅對測試之樣品負責，同時此樣品僅保留90天。本報告未經本公司書面許可，不可部份複製。

This document is issued by the Company subject to its General Conditions of Service (www.sgs.com/terms_and_conditions.htm) and Terms and Conditions for Electronic Documents (www.sgs.com/terms_e-document.htm). Attention is drawn to the limitations of liability, indemnification and jurisdictional issues established therein. Even if printed this electronic document is to be treated as an original within the meaning of UCP 600 article 20b. The authenticity of this document may be verified at www.sgsonsite.com/authentication. Any holder of this document is advised that information contained hereon reflects the Company's findings at the time of its intervention only and within the limits of client's instructions, if any. The Company's sole responsibility is to its Client and this document does not exonerate parties to a transaction from exercising all their rights and obligations under the transaction documents.

2. Testing Laboratory

Company Name	SGS Taiwan Ltd. Electronics & Communication Laboratory
Company address	134, Wu Kung Road, Wuku Industrial Zone Taipei county, Taiwan, R.O.C.
Telephone	+886-2-2299-3279
Fax	+886-2-2298-0488
Website	http://www.tw.sgs.com

3. Details of Applicant

Applicant Name	Motorola, Inc.
Applicant Address	One Motorola Plaza, MD : B-13 Holtsville, NY 11742-1300
Contact Person	Alan Mears
TEL	631-738-5941
Fax	631-627-7179

4. Description Of EUT

EUT Name	Mobile Computer	
FCC ID	UZ7MC9596	
Model Name	MC9596	
Brand Name	Motorola	
Mode of Operation	GSM /GPRS/EDGE/WCDMA band	
Definition	Production unit	
Modulation Mode	GSM/GMSK/8PSK/QPSK	
Duty Cycle	GSM	WCDMA
	1/8	1

Unless otherwise stated the results shown in this test report refer only to the sample(s) tested and such sample(s) are retained for 90 days only. This test report cannot be reproduced, except in full, without prior written permission of the Company. 除非另有說明，此報告結果僅對測試之樣品負責，同時此樣品僅保留90天。本報告未經本公司書面許可，不可部份複製。

This document is issued by the Company subject to its General Conditions of Service (www.sgs.com/terms_and_conditions.htm) and Terms and Conditions for Electronic Documents (www.sgs.com/terms_e-document.htm). Attention is drawn to the limitations of liability, indemnification and jurisdictional issues established therein. Even if printed this electronic document is to be treated as an original within the meaning of UCP 600 article 20b. The authenticity of this document may be verified at www.sgsonsite.com/authentication. Any holder of this document is advised that information contained hereon reflects the Company's findings at the time of its intervention only and within the limits of client's instructions, if any. The Company's sole responsibility is to its Client and this document does not exonerate parties to a transaction from exercising all their rights and obligations under the transaction documents.

Maximum RF Conducted Power (Average)	GSM 850	GSM1900	WCDMA B2	WCDMA B5
	32.37dbm	30.1dbm	23.58dbm	23dbm
TX Frequency Range (MHz)	GSM 850	GSM1900	WCDMA B2	WCDMA B5
	824.2-848.8	1850.2-1909.8	1852.4-1907.6	826.4-846.6
Channel Number (ARFCN)	GSM 850	GSM1900	WCDMA B2	WCDMA B5
	128-251	512-810	9262-9538	4132-4233
IMEI Code	004401680052541			

5. Test Environment

Ambient Temperature	22.2° C
Relative Humidity	<60 %

6. System Specifications of DASY4

6.1 Measurement system Diagram for SPEAG Robotic

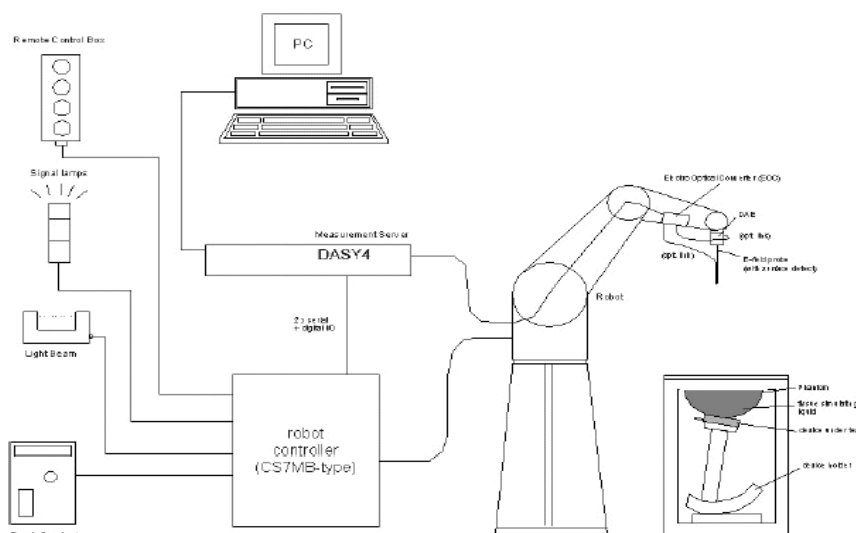


Fig 1. The SPEAG Robotic Diagram


Unless otherwise stated the results shown in this test report refer only to the sample(s) tested and such sample(s) are retained for 90 days only. This test report cannot be reproduced, except in full, without prior written permission of the Company. 除非另有說明，此報告結果僅對測試之樣品負責，同時此樣品僅保留90天。本報告未經本公司書面許可，不可部份複製。

This document is issued by the Company subject to its General Conditions of Service (www.sgs.com/terms_and_conditions.htm) and Terms and Conditions for Electronic Documents (www.sgs.com/terms_e-document.htm). Attention is drawn to the limitations of liability, indemnification and jurisdictional issues established therein. Even if printed this electronic document is to be treated as an original within the meaning of UCP 600 article 20b. The authenticity of this document may be verified at www.sgsonsite.com/authentication. Any holder of this document is advised that information contained hereon reflects the Company's findings at the time of its intervention only and within the limits of client's instructions, if any. The Company's sole responsibility is to its Client and this document does not exonerate parties to a transaction from exercising all their rights and obligations under the transaction documents.

The DASY4 system for performing compliance tests consists of the following items:

- A standard high precision 6-axis robot (Stabile RX family) with controller, teach pendant and software. An arm extension is for accommodating the data acquisition electronics (DAE).
- A Audio Magnetic probe.
- A data acquisition electronics (DAE) which performs the signal amplification, signal multiplexing, AD-conversion, offset measurements, mechanical surface detection, collision detection, etc. The unit is battery powered with standard or rechargeable batteries. The signal is optically transmitted to the EOC.
- The Electro-optical converter (EOC) performs the conversion between optical and electrical of the signals for the digital communication to the DAE and for the analog signal from the optical surface detection. The EOC is connected to the measurement server.
- The function of the measurement server is to perform the time critical tasks such as signal filtering, control of the robot operation and fast movement interrupts.
- A probe alignment unit which improves the (absolute) accuracy of the probe positioning.
- A computer operating Windows 2000 or Windows XP.
- DASY4 software.
- Remote control with teach pendant and additional circuitry for robot safety such as warning lamps, etc.
- The Test Arch SAM phantom
- The device holder for handheld mobile phones.
- Validation dipole kits allowing to validate the proper functioning of the system.


6.2 Audio Magnetic Probe AM1DV2

Description	- Active single sensor probe for both axial and radial measurement scans - Fully RF shielded, compatible with DAE, with adapted probe cup	 AM1DV2 Audio Probe
Dynamic Range	0.1 KHz to 20 KHz	
Sensitivity	<-50dB A/m @ 1KHz	
Pre-Amp	40dB	
Dimensions	300X18mm	

Unless otherwise stated the results shown in this test report refer only to the sample(s) tested and such sample(s) are retained for 90 days only. This test report cannot be reproduced, except in full, without prior written permission of the Company. 除非另有說明，此報告結果僅對測試之樣品負責，同時此樣品僅保留90天。本報告未經本公司書面許可，不可部份複製。


This document is issued by the Company subject to its General Conditions of Service (www.sgs.com/terms_and_conditions.htm) and Terms and Conditions for Electronic Documents (www.sgs.com/terms_e-document.htm). Attention is drawn to the limitations of liability, indemnification and jurisdictional issues established therein. Even if printed this electronic document is to be treated as an original within the meaning of UCP 600 article 20b. The authenticity of this document may be verified at www.sgsonsite.com/authentication. Any holder of this document is advised that information contained hereon reflects the Company's findings at the time of its intervention only and within the limits of client's instructions, if any. The Company's sole responsibility is to its Client and this document does not exonerate parties to a transaction from exercising all their rights and obligations under the transaction documents.

6.3 Test Arch

Description	Enables easy and well defined positioning of the phone and validation dipoles as well as simple teaching of the robot.	
Dimensions	length: 370 mm width: 370 mm height: 370 mm	


Test Arch

6.4 AMCC- Audio Magnetic Calibration Coil

Description	Allows calibration of the complete measurement setup, The two horizontal coils create a homogeneous magnetic field in the z direction. Refer to Appendix 5 for more detail on AMCC coil	
-------------	---	--


AMCC

6.5 Phone Holder

Description	Supports accurate and reliable positioning of any phone Effect on near field $< \pm 0.5$ dB	
-------------	---	---

Phone Holder

6.6 AMMI - Audio Magnetic Measurement Instrument

Description	<ul style="list-style-type: none"> -USB interface to PC - Probe signal digitization and power supply - Test signal generation for wireless device (via base station simulator) - Auto-calibration and interfaces to AMCC for complete setup-calibration 	
Data Rate	48 KHz / 24bit	AMMI

Unless otherwise stated the results shown in this test report refer only to the sample(s) tested and such sample(s) are retained for 90 days only. This test report cannot be reproduced, except in full, without prior written permission of the Company. 除非另有說明，此報告結果僅對測試之樣品負責，同時此樣品僅保留90天。本報告未經本公司書面許可，不可部份複製。

This document is issued by the Company subject to its General Conditions of Service (www.sgs.com/terms_and_conditions.htm) and Terms and Conditions for Electronic Documents (www.sgs.com/terms_e-document.htm). Attention is drawn to the limitations of liability, indemnification and jurisdictional issues established therein. Even if printed this electronic document is to be treated as an original within the meaning of UCP 600 article 20b. The authenticity of this document may be verified at www.sgsonsite.com/authentication. Any holder of this document is advised that information contained hereon reflects the Company's findings at the time of its intervention only and within the limits of client's instructions, if any. The Company's sole responsibility is to its Client and this document does not exonerate parties to a transaction from exercising all their rights and obligations under the transaction documents.

Dynamic Range	85 dB
Dimensions:	19" X 65 X 270mm

7. Measurement Procedure

The sequence of the measurement is T-Coil testing procedure over a wireless communication device:

- 1) Confirm Geometry & signal check. Probe phantom alignment and check of accuracy.
- 2) Background noise measurement in the area of the WD.
- 3) Perform coarse resolution axial scan with narrow band signal. For the three orientation positions, using the optimal ABM1 point from the coarse resolution axial scan, perform fine resolution scans in the area of interest with narrow band signal.
- 4) For the three orientation positions, using the optimal SNR point from corresponding fine resolution area scans, perform point measurement with a narrowband signal – determine ABM1 and SNR. For Axial position, perform point measurement with a broadband signal – determine Frequency Response.

8. System Verification

An Input Level is measured to verify that it is within ± 0.1 dB from the Reference Input Level in section 6.3.2.1 of ANSI PC63.19-2007

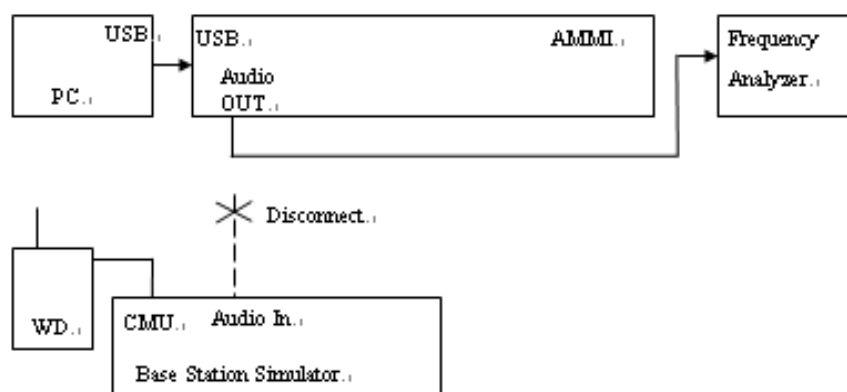


Figure 2: Signal Verification Setup

Unless otherwise stated the results shown in this test report refer only to the sample(s) tested and such sample(s) are retained for 90 days only. This test report cannot be reproduced, except in full, without prior written permission of the Company. 除非另有說明，此報告結果僅對測試之樣品負責，同時此樣品僅保留90天。本報告未經本公司書面許可，不可部份複製。

This document is issued by the Company subject to its General Conditions of Service (www.sgs.com/terms_and_conditions.htm) and Terms and Conditions for Electronic Documents (www.sgs.com/terms_e-document.htm). Attention is drawn to the limitations of liability, indemnification and jurisdictional issues established therein. Even if printed this electronic document is to be treated as an original within the meaning of UCP 600 article 20b. The authenticity of this document may be verified at www.sgsonsite.com/authentication. Any holder of this document is advised that information contained hereon reflects the Company's findings at the time of its intervention only and within the limits of client's instructions, if any. The Company's sole responsibility is to its Client and this document does not exonerate parties to a transaction from exercising all their rights and obligations under the transaction documents.

"Audio Out" of the AMMI is connected to the Bruel & Kjaar 3560C analyzer. On the analyzer, the "Input User ref" is set to the "0dBm0 Input reference" value to account for CMU's inherent offset values (refer to Note 1 at the bottom of this page). A signal from AMMI is initiated by running the appropriate DASY template. The template includes both broadband and narrowband signals. The signal is captured on the analyzer. The value from the analyzer is compared to the target given in 6.3.2.1 of ANSI PC63.19-2007. If it is not within +/-0.1dB, the gains setting in the DASY template are adjusted.

Signal Verification has been conducted on the same days as DUT measurements.

9. Test Standards and Limits

The measurements were performed to ensure compliance to the ANSI PC63.19-2007 standard.

The limit values please follow in Table2

Table 2: Signal Quality Range

Category	Telephone parameters WD signal quality [(signal+noise)-to-noise ratio in decibels]
Category T1	0 dB to 10 dB
Category T2	10 dB to 20 dB
Category T3	20 dB to 30 dB
Category T4	> 30 dB

Unless otherwise stated the results shown in this test report refer only to the sample(s) tested and such sample(s) are retained for 90 days only. This test report cannot be reproduced, except in full, without prior written permission of the Company. 除非另有說明，此報告結果僅對測試之樣品負責，同時此樣品僅保留90天。本報告未經本公司書面許可，不可部份複製。

This document is issued by the Company subject to its General Conditions of Service (www.sgs.com/terms_and_conditions.htm) and Terms and Conditions for Electronic Documents (www.sgs.com/terms_e-document.htm). Attention is drawn to the limitations of liability, indemnification and jurisdictional issues established therein. Even if printed this electronic document is to be treated as an original within the meaning of UCP 600 article 20b. The authenticity of this document may be verified at www.sgsonsite.com/authentication. Any holder of this document is advised that information contained hereon reflects the Company's findings at the time of its intervention only and within the limits of client's instructions, if any. The Company's sole responsibility is to its Client and this document does not exonerate parties to a transaction from exercising all their rights and obligations under the transaction documents.

10. Instruments List

Manufacturer	Device	Type	Serial Number	Date Of Last Calibration
Schmid & Partner Engineering AG	Data acquisition Electronics	DAE4	547	Jan.20.2009
Schmid & Partner Engineering AG	Software	DASY 4 V4.7 Build 80	N/A	Calibration isn't necessary
Schmid & Partner Engineering AG	Audio Magnetic 1D Field Probe	AM1DV2	1030	Apr.16.2008
Schmid & Partner Engineering AG	AMMI SE UMS	010 AB	1028	Calibration isn't necessary
Schmid & Partner Engineering AG	AMCC SD HAC	P01 BA	1026	N/A
Schmid & Partner Engineering AG	Test Arch SD HAC	P01	1047	N/A
R&S	Radio Communication Test	CMU200	113505	Sep.03.2008
B&K	Frequency Analyzer	3560C	2430788	Mar.17.2009

Unless otherwise stated the results shown in this test report refer only to the sample(s) tested and such sample(s) are retained for 90 days only. This test report cannot be reproduced, except in full, without prior written permission of the Company. 除非另有說明，此報告結果僅對測試之樣品負責，同時此樣品僅保留90天。本報告未經本公司書面許可，不可部份複製。

This document is issued by the Company subject to its General Conditions of Service (www.sgs.com/terms_and_conditions.htm) and Terms and Conditions for Electronic Documents (www.sgs.com/terms_e-document.htm). Attention is drawn to the limitations of liability, indemnification and jurisdictional issues established therein. Even if printed this electronic document is to be treated as an original within the meaning of UCP 600 article 20b. The authenticity of this document may be verified at www.sgsonsite.com/authentication. Any holder of this document is advised that information contained hereon reflects the Company's findings at the time of its intervention only and within the limits of client's instructions, if any. The Company's sole responsibility is to its Client and this document does not exonerate parties to a transaction from exercising all their rights and obligations under the transaction documents.

11. Summary of Results

GSM850:

Probe Position	Frequency Band (MHz)	Channel	Conducted Output Power (dBm)	Ambient Noise (dB A/m)	ABM1 (dB A/m)	SNR (dB)	T-coil SNR Rating
Axial	GSM850	128	32.13	-36.44	-4.60	31.8	T4
		190	32.21	-36.64	-4.56	32.1	T4
		251	32.37	-35.77	-3.92	31.9	T4
Radial 1	GSM850	128	32.13	-35.65	-9.64	26.7	T3
		190	32.21	-33.5	-9.69	25.5	T3
		251	32.37	-34.27	-9.77	25.2	T3
Radial 2	GSM850	128	32.13	-42.13	-9.80	33	T4
		190	32.21	-41.21	-9.83	33	T4
		251	32.37	-42.21	-9.80	33	T4

GSM1900:

Probe Position	Frequency Band (MHz)	Channel	Conducted Output Power (dBm)	Ambient Noise (dB A/m)	ABM1 (dB A/m)	SNR (dB)	T-coil SNR Rating
Axial	GSM1900	512	30.1	-35.69	-3.62	32.1	T4
		661	29.85	-35.95	-4.06	31.9	T4
		810	29.41	-36.48	-4.75	31.7	T4
Radial 1	GSM1900	512	30.1	-32.76	-9.97	24.8	T3
		661	29.85	-34.02	-9.78	24.7	T3
		810	29.41	-32.63	-9.80	24.3	T3
Radial 2	GSM1900	512	30.1	-41.39	-9.96	33.1	T4
		661	29.85	-42.37	-9.96	33	T4
		810	29.41	-42.17	-9.98	33.1	T4

Unless otherwise stated the results shown in this test report refer only to the sample(s) tested and such sample(s) are retained for 90 days only. This test report cannot be reproduced, except in full, without prior written permission of the Company. 除非另有說明，此報告結果僅對測試之樣品負責，同時此樣品僅保留90天。本報告未經本公司書面許可，不可部份複製。

This document is issued by the Company subject to its General Conditions of Service (www.sgs.com/terms_and_conditions.htm) and Terms and Conditions for Electronic Documents (www.sgs.com/terms_e-document.htm). Attention is drawn to the limitations of liability, indemnification and jurisdictional issues established therein. Even if printed this electronic document is to be treated as an original within the meaning of UCP 600 article 20b. The authenticity of this document may be verified at www.sgsonsite.com/authentication. Any holder of this document is advised that information contained hereon reflects the Company's findings at the time of its intervention only and within the limits of client's instructions, if any. The Company's sole responsibility is to its Client and this document does not exonerate parties to a transaction from exercising all their rights and obligations under the transaction documents.

WCDMA B2:

Probe Position	Frequency Band (MHz)	Channel	Conducted Output Power (dBm)	Ambient Noise (dB A/m)	ABM1 (dB A/m)	SNR (dB)	T-coil SNR Rating
Axial	WCDMA B2	9262	23.36	-36.97	-5.74	31.2	T4
		9400	23.58	-36.17	-4.59	31.6	T4
		9538	23.27	-39.88	-7.10	32.8	T4
Radial 1	WCDMA B2	9262	23.36	-31.37	-9.31	24.2	T3
		9400	23.58	-32.76	-9.25	24	T3
		9538	23.27	-37.29	-9.62	28.2	T3
Radial 2	WCDMA B2	9262	23.36	-39.75	-9.29	32.4	T4
		9400	23.58	-41.74	-10	32.6	T4
		9538	23.27	-45.5	-12.4	33.3	T4

WCDMA B5:

Probe Position	Frequency Band (MHz)	Channel	Conducted Output Power (dBm)	Ambient Noise (dB A/m)	ABM1 (dB A/m)	SNR (dB)	T-coil SNR Rating
Axial	WCDMA B5	4132	22.68	-38.07	-7.23	30.8	T4
		4183	22.74	-36.92	-6	30.9	T4
		4233	23	-36.65	-5.52	31.1	T4
Radial 1	WCDMA B5	4132	22.68	-32.85	-9.93	23.9	T3
		4183	22.74	-31.32	-9.95	23.3	T3
		4233	23	-33.45	-9.77	25.7	T3
Radial 2	WCDMA B5	4132	22.68	-40.22	-9.82	31.9	T4
		4183	22.74	-41.57	-10.5	32.8	T4
		4233	23	-39.89	-9.65	33.5	T4

Note: The ABM1, SNR and T-coil Rating results are shown in Section 11. The delta between Ambient Noise measurement and ABM2 measurement should be greater than 10dB. However, in cases where ABM2 is very low, it is suitable for the delta to be less than 10 dB. For the three probe positions, noise spectrum plots for the highest ambient noise, indicated with bold numbers.

Unless otherwise stated the results shown in this test report refer only to the sample(s) tested and such sample(s) are retained for 90 days only. This test report cannot be reproduced, except in full, without prior written permission of the Company. 除非另有說明，此報告結果僅對測試之樣品負責，同時此樣品僅保留90天。本報告未經本公司書面許可，不可部份複製。

This document is issued by the Company subject to its General Conditions of Service (www.sgs.com/terms_and_conditions.htm) and Terms and Conditions for Electronic Documents (www.sgs.com/terms_e-document.htm). Attention is drawn to the limitations of liability, indemnification and jurisdictional issues established therein. Even if printed this electronic document is to be treated as an original within the meaning of UCP 600 article 20b. The authenticity of this document may be verified at www.sgsonsite.com/authentication. Any holder of this document is advised that information contained hereon reflects the Company's findings at the time of its intervention only and within the limits of client's instructions, if any. The Company's sole responsibility is to its Client and this document does not exonerate parties to a transaction from exercising all their rights and obligations under the transaction documents.

12. Measurement Data

Date/Time: 2009/3/26 01:29:31

T-Coil_GSM850_CH128

DUT: MC9596;

Communication System: GSM 850; Frequency: 824.2 MHz; Duty Cycle: 1:8.3

Medium: Air Medium parameters used: $\sigma = 0$ mho/m, $\epsilon_r = 1$; $\rho = 1$ kg/m³

Phantom section: AMB with Coil Section

DASY4 Configuration:

- Probe: AM1DV2 - 1030; ; Calibrated: 2008/4/16
- Sensor-Surface: 0mm (Fix Surface)
- Electronics: DAE4 Sn547; Calibrated: 2009/1/20
- Phantom: HAC Test Arch with Coil; Type: SD HAC P01 BA; Serial: 100x
- Measurement SW: DASY4, V4.7 Build 80; Postprocessing SW: SEMCAD, V1.8 Build 186

Scans/z (axial) 4.2mm 50 x 50/ABM Signal(x,y,z) (13x13x1):

Measurement grid: dx=10mm, dy=10mm

Signal Type: Audio File (.wav) 48k_voice_1kHz_1s.wav

Output Gain: 40.892

Measure Window Start: 0ms

Measure Window Length: 1000ms

BWC applied: 0.163995 dB

Device Reference Point: 0.000, 0.000, 353.7 mm

Cursor:

ABM1 comp = -1.58 dB A/m

BWC Factor = 0.163995 dB

Location: 4.2, -12.5, 363.7 mm

Scans/z (axial) fine 2mm 8 x 8/ABM Signal(x,y,z) (5x5x1):

Measurement grid: dx=10mm, dy=10mm

Signal Type: Audio File (.wav) 48k_voice_1kHz_1s.wav

Output Gain: 40.892

Unless otherwise stated the results shown in this test report refer only to the sample(s) tested and such sample(s) are retained for 90 days only. This test report cannot be reproduced, except in full, without prior written permission of the Company. 除非另有說明，此報告結果僅對測試之樣品負責，同時此樣品僅保留90天。本報告未經本公司書面許可，不可部份複製。

This document is issued by the Company subject to its General Conditions of Service (www.sgs.com/terms_and_conditions.htm) and Terms and Conditions for Electronic Documents (www.sgs.com/terms_e-document.htm). Attention is drawn to the limitations of liability, indemnification and jurisdictional issues established therein. Even if printed this electronic document is to be treated as an original within the meaning of UCP 600 article 20b. The authenticity of this document may be verified at www.sgsonsite.com/authentication. Any holder of this document is advised that information contained hereon reflects the Company's findings at the time of its intervention only and within the limits of client's instructions, if any. The Company's sole responsibility is to its Client and this document does not exonerate parties to a transaction from exercising all their rights and obligations under the transaction documents.

Measure Window Start: 0ms
Measure Window Length: 1000ms
BWC applied: 0.163995 dB
Device Reference Point: 0.000, 0.000, 353.7 mm

Cursor:

ABM1 comp = -1.64 dB A/m
BWC Factor = 0.163995 dB
Location: 4.2, -14.7, 363.7 mm

Scans/z (axial) wideband at best S/N/ABM Signal(x,y,z) (1x1x1):

Measurement grid: dx=10mm, dy=10mm
Signal Type: Audio File (.wav) 48k_voice_300-3000_2s.wav
Output Gain: 80.084
Measure Window Start: 0ms
Measure Window Length: 2000ms
BWC applied: 10.8 dB
Device Reference Point: 0.000, 0.000, 353.7 mm

Cursor:

ABM1 comp = -4.60 dB A/m
BWC Factor = 10.8 dB
Location: 0.2, -12.7, 363.7 mm

Scans/z (axial) wideband at best S/N/ABM SNR(x,y,z) (1x1x1):

Measurement grid: dx=10mm, dy=10mm
Signal Type: Audio File (.wav) 48k_voice_300-3000_2s.wav
Output Gain: 80.084
Measure Window Start: 0ms
Measure Window Length: 2000ms
BWC applied: 10.8 dB
Device Reference Point: 0.000, 0.000, 353.7 mm

Category	Telephone parameters WD signal quality [(signal+noise)-to-noise ratio in decibels]
Category T1	0 dB to 10 dB
Category T2	10 dB to 20 dB
Category T3	20 dB to 30 dB
Category T4	> 30 dB

Cursor:

ABM1/ABM2 = 31.8 dB
ABM1 comp = -4.60 dB A/m
BWC Factor = 10.8 dB
Location: 0.2, -12.7, 363.7 mm

Unless otherwise stated the results shown in this test report refer only to the sample(s) tested and such sample(s) are retained for 90 days only. This test report cannot be reproduced, except in full, without prior written permission of the Company. 除非另有說明，此報告結果僅對測試之樣品負責，同時此樣品僅保留90天。本報告未經本公司書面許可，不可部份複製。

This document is issued by the Company subject to its General Conditions of Service (www.sgs.com/terms_and_conditions.htm) and Terms and Conditions for Electronic Documents (www.sgs.com/terms_e-document.htm). Attention is drawn to the limitations of liability, indemnification and jurisdictional issues established therein. Even if printed this electronic document is to be treated as an original within the meaning of UCP 600 article 20b. The authenticity of this document may be verified at www.sgsonsite.com/authentication. Any holder of this document is advised that information contained hereon reflects the Company's findings at the time of its intervention only and within the limits of client's instructions, if any. The Company's sole responsibility is to its Client and this document does not exonerate parties to a transaction from exercising all their rights and obligations under the transaction documents.

Scans/z (axial) wideband at best S/N/ABM Freq Resp(x,y,z,f) (1x1x1):

Measurement grid: dx=10mm, dy=10mm

Signal Type: Audio File (.wav) 48k_voice_300-3000_2s.wav

Output Gain: 80.084

Measure Window Start: 0ms

Measure Window Length: 2000ms

BWC applied: 10.8 dB

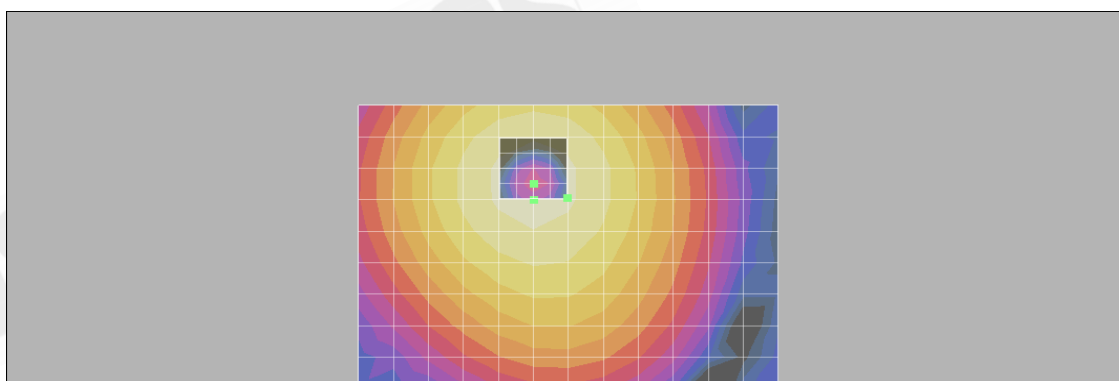
Device Reference Point: 0.000, 0.000, 353.7 mm

Cursor:

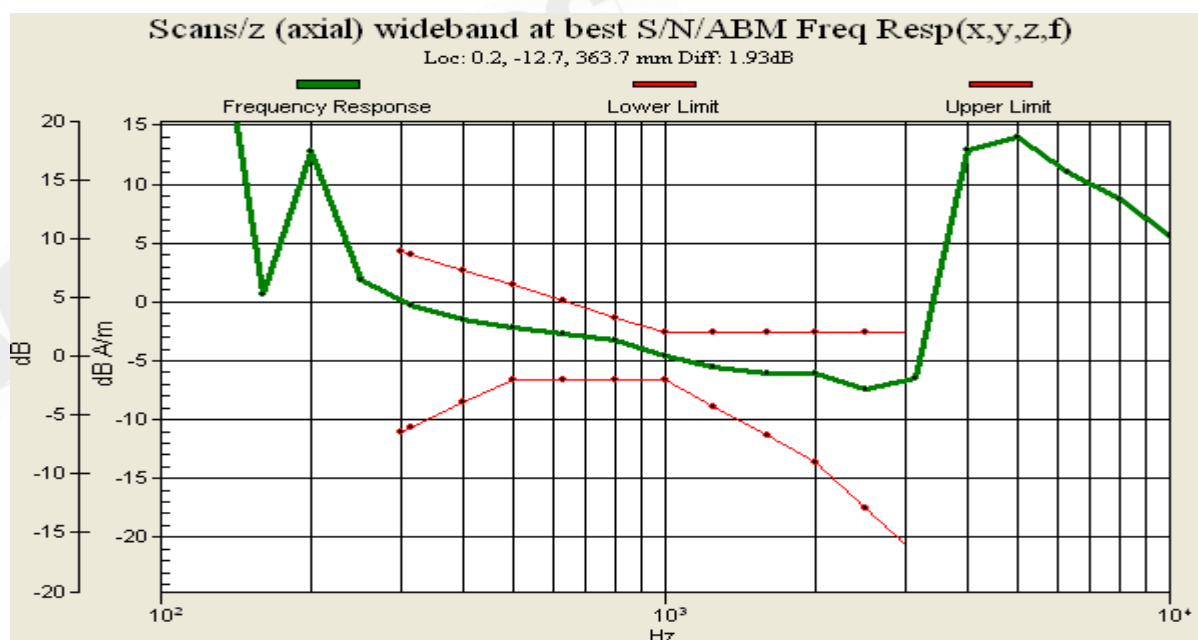
Diff = 1.93 dB

BWC Factor = 10.8 dB

Location: 0.2, -12.7, 363.7 mm



0 dB = 1.00A/m



Unless otherwise stated the results shown in this test report refer only to the sample(s) tested and such sample(s) are retained for 90 days only. This test report cannot be reproduced, except in full, without prior written permission of the Company. 除非另有說明，此報告結果僅對測試之樣品負責，同時此樣品僅保留90天。本報告未經本公司書面許可，不可部份複製。

This document is issued by the Company subject to its General Conditions of Service (www.sgs.com/terms_and_conditions.htm) and Terms and Conditions for Electronic Documents (www.sgs.com/terms_e-document.htm). Attention is drawn to the limitations of liability, indemnification and jurisdictional issues established therein. Even if printed this electronic document is to be treated as an original within the meaning of UCP 600 article 20b. The authenticity of this document may be verified at www.sgsonsite.com/authentication. Any holder of this document is advised that information contained hereon reflects the Company's findings at the time of its intervention only and within the limits of client's instructions, if any. The Company's sole responsibility is to its Client and this document does not exonerate parties to a transaction from exercising all their rights and obligations under the transaction documents.

T-Coil_GSM850_CH128

DUT: MC9596;

Communication System: GSM 850; Frequency: 824.2 MHz; Duty Cycle: 1:8.3

Medium: Air Medium parameters used: $\sigma = 0$ mho/m, $\epsilon_r = 1$; $\rho = 1$ kg/m³

Phantom section: AMB with Coil Section

DASY4 Configuration:

- Probe: AM1DV2 - 1030; ; Calibrated: 2008/4/16
- Sensor-Surface: 0mm (Fix Surface)
- Electronics: DAE4 Sn547; Calibrated: 2009/1/20
- Phantom: HAC Test Arch with Coil; Type: SD HAC P01 BA; Serial: 100x
- Measurement SW: DASY4, V4.7 Build 80; Postprocessing SW: SEMCAD, V1.8 Build 186

Scans/x (longitudinal) 4.2mm 50 x 50/ABM Signal(x,y,z) (13x13x1):

Measurement grid: dx=10mm, dy=10mm

Signal Type: Audio File (.wav) 48k_voice_1kHz_1s.wav

Output Gain: 40.892

Measure Window Start: 0ms

Measure Window Length: 1000ms

BWC applied: 0.163995 dB

Device Reference Point: 0.000, 0.000, 353.7 mm

Cursor:

ABM1 comp = -9.56 dB A/m

BWC Factor = 0.163995 dB

Location: -8.3, -16.7, 363.7 mm

Scans/x (longitudinal) fine 2mm 8 x 8/ABM Signal(x,y,z) (5x5x1):

Measurement grid: dx=10mm, dy=10mm

Signal Type: Audio File (.wav) 48k_voice_1kHz_1s.wav

Output Gain: 40.892

Measure Window Start: 0ms

Measure Window Length: 1000ms

BWC applied: 0.163995 dB

Device Reference Point: 0.000, 0.000, 353.7 mm

Unless otherwise stated the results shown in this test report refer only to the sample(s) tested and such sample(s) are retained for 90 days only. This test report cannot be reproduced, except in full, without prior written permission of the Company. 除非另有說明，此報告結果僅對測試之樣品負責，同時此樣品僅保留90天。本報告未經本公司書面許可，不可部份複製。

This document is issued by the Company subject to its General Conditions of Service (www.sgs.com/terms_and_conditions.htm) and Terms and Conditions for Electronic Documents (www.sgs.com/terms_e-document.htm). Attention is drawn to the limitations of liability, indemnification and jurisdictional issues established therein. Even if printed this electronic document is to be treated as an original within the meaning of UCP 600 article 20b. The authenticity of this document may be verified at www.sgsonsite.com/authentication. Any holder of this document is advised that information contained hereon reflects the Company's findings at the time of its intervention only and within the limits of client's instructions, if any. The Company's sole responsibility is to its Client and this document does not exonerate parties to a transaction from exercising all their rights and obligations under the transaction documents.

Cursor:

ABM1 comp = -9.64 dB A/m

BWC Factor = 0.163995 dB

Location: -8.3, -14.5, 363.7 mm

Scans/x (longitudinal) fine 2mm 8 x 8/ABM SNR(x,y,z) (5x5x1):

Measurement grid: dx=10mm, dy=10mm

Signal Type: Audio File (.wav) 48k_voice_1kHz_1s.wav

Output Gain: 40.892

Measure Window Start: 0ms

Measure Window Length: 1000ms

BWC applied: 0.163995 dB

Device Reference Point: 0.000, 0.000, 353.7 mm

Category	Telephone parameters WD signal quality [(signal+noise)-to-noise ratio in decibels]
Category T1	0 dB to 10 dB
Category T2	10 dB to 20 dB
Category T3	20 dB to 30 dB
Category T4	> 30 dB


Cursor:

ABM1/ABM2 = 26.7 dB

ABM1 comp = -10.1 dB A/m

BWC Factor = 0.163995 dB

Location: -10.3, -12.5, 363.7 mm



0 dB = 1.00A/m

Unless otherwise stated the results shown in this test report refer only to the sample(s) tested and such sample(s) are retained for 90 days only. This test report cannot be reproduced, except in full, without prior written permission of the Company. 除非另有說明，此報告結果僅對測試之樣品負責，同時此樣品僅保留90天。本報告未經本公司書面許可，不可部份複製。

This document is issued by the Company subject to its General Conditions of Service (www.sgs.com/terms_and_conditions.htm) and Terms and Conditions for Electronic Documents (www.sgs.com/terms_e-document.htm). Attention is drawn to the limitations of liability, indemnification and jurisdictional issues established therein. Even if printed this electronic document is to be treated as an original within the meaning of UCP 600 article 20b. The authenticity of this document may be verified at www.sgsonsite.com/authentication. Any holder of this document is advised that information contained hereon reflects the Company's findings at the time of its intervention only and within the limits of client's instructions, if any. The Company's sole responsibility is to its Client and this document does not exonerate parties to a transaction from exercising all their rights and obligations under the transaction documents.

T-Coil_GSM850_CH128

DUT: MC9596;

Communication System: GSM 850; Frequency: 824.2 MHz; Duty Cycle: 1:8.3

Medium: Air Medium parameters used: $\sigma = 0 \text{ mho/m}$, $\epsilon_r = 1$; $\rho = 1 \text{ kg/m}^3$

Phantom section: AMB with Coil Section

DASY4 Configuration:

- Probe: AM1DV2 - 1030; ; Calibrated: 2008/4/16
- Sensor-Surface: 0mm (Fix Surface)
- Electronics: DAE4 Sn547; Calibrated: 2009/1/20
- Phantom: HAC Test Arch with Coil; Type: SD HAC P01 BA; Serial: 100x
- Measurement SW: DASY4, V4.7 Build 80; Postprocessing SW: SEMCAD, V1.8 Build 186

Scans/y (transversal) 4.2mm 50 x 50/ABM Signal(x,y,z) (13x13x1):

Measurement grid: dx=10mm, dy=10mm

Signal Type: Audio File (.wav) 48k_voice_1kHz_1s.wav

Output Gain: 40.892

Measure Window Start: 0ms

Measure Window Length: 1000ms

BWC applied: 0.163995 dB

Device Reference Point: 0.000, 0.000, 353.7 mm

Cursor:

ABM1 comp = -9.71 dB A/m

BWC Factor = 0.163995 dB

Location: 4.2, -25, 363.7 mm

Scans/y (transversal) fine 2mm 8 x 8/ABM Signal(x,y,z) (5x5x1):

Measurement grid: dx=10mm, dy=10mm

Signal Type: Audio File (.wav) 48k_voice_1kHz_1s.wav

Output Gain: 40.892

Measure Window Start: 0ms

Measure Window Length: 1000ms

BWC applied: 0.163995 dB

Device Reference Point: 0.000, 0.000, 353.7 mm

Unless otherwise stated the results shown in this test report refer only to the sample(s) tested and such sample(s) are retained for 90 days only. This test report cannot be reproduced, except in full, without prior written permission of the Company. 除非另有說明，此報告結果僅對測試之樣品負責，同時此樣品僅保留90天。本報告未經本公司書面許可，不可部份複製。

This document is issued by the Company subject to its General Conditions of Service (www.sgs.com/terms_and_conditions.htm) and Terms and Conditions for Electronic Documents (www.sgs.com/terms_e-document.htm). Attention is drawn to the limitations of liability, indemnification and jurisdictional issues established therein. Even if printed this electronic document is to be treated as an original within the meaning of UCP 600 article 20b. The authenticity of this document may be verified at www.sgsonsite.com/authentication. Any holder of this document is advised that information contained hereon reflects the Company's findings at the time of its intervention only and within the limits of client's instructions, if any. The Company's sole responsibility is to its Client and this document does not exonerate parties to a transaction from exercising all their rights and obligations under the transaction documents.

Cursor:

ABM1 comp = -9.80 dB A/m

BWC Factor = 0.163995 dB

Location: 4, -25, 363.7 mm

Scans/y (transversal) fine 2mm 8 x 8/ABM SNR(x,y,z) (5x5x1):

Measurement grid: dx=10mm, dy=10mm

Signal Type: Audio File (.wav) 48k_voice_1kHz_1s.wav

Output Gain: 40.892

Measure Window Start: 0ms

Measure Window Length: 1000ms

BWC applied: 0.163995 dB

Device Reference Point: 0.000, 0.000, 353.7 mm

Category	Telephone parameters WD signal quality [(signal+noise)-to-noise ratio in decibels]
Category T1	0 dB to 10 dB
Category T2	10 dB to 20 dB
Category T3	20 dB to 30 dB
Category T4	> 30 dB


Cursor:

ABM1/ABM2 = 33.0 dB

ABM1 comp = -10.1 dB A/m

BWC Factor = 0.163995 dB

Location: 2, -23, 363.7 mm



0 dB = 1.00A/m

Unless otherwise stated the results shown in this test report refer only to the sample(s) tested and such sample(s) are retained for 90 days only. This test report cannot be reproduced, except in full, without prior written permission of the Company. 除非另有說明，此報告結果僅對測試之樣品負責，同時此樣品僅保留90天。本報告未經本公司書面許可，不可部份複製。

This document is issued by the Company subject to its General Conditions of Service (www.sgs.com/terms_and_conditions.htm) and Terms and Conditions for Electronic Documents (www.sgs.com/terms_e-document.htm). Attention is drawn to the limitations of liability, indemnification and jurisdictional issues established therein. Even if printed this electronic document is to be treated as an original within the meaning of UCP 600 article 20b. The authenticity of this document may be verified at www.sgsonsite.com/authentication. Any holder of this document is advised that information contained hereon reflects the Company's findings at the time of its intervention only and within the limits of client's instructions, if any. The Company's sole responsibility is to its Client and this document does not exonerate parties to a transaction from exercising all their rights and obligations under the transaction documents.

Date/Time: 2009/3/26 02:17:22

T-Coil_GSM850_CH190

DUT: MC9596;

Communication System: GSM 850; Frequency: 836.6 MHz; Duty Cycle: 1:8.3
Medium: Air Medium parameters used: $\sigma = 0$ mho/m, $\epsilon_r = 1$; $\rho = 1$ kg/m³
Phantom section: AMB with Coil Section

DASY4 Configuration:

- Probe: AM1DV2 - 1030; ; Calibrated: 2008/4/16
- Sensor-Surface: 0mm (Fix Surface)
- Electronics: DAE4 Sn547; Calibrated: 2009/1/20
- Phantom: HAC Test Arch with Coil; Type: SD HAC P01 BA; Serial: 100x
- Measurement SW: DASY4, V4.7 Build 80; Postprocessing SW: SEMCAD, V1.8 Build 186

Scans/z (axial) 4.2mm 50 x 50/ABM Signal(x,y,z) (13x13x1):

Measurement grid: dx=10mm, dy=10mm
Signal Type: Audio File (.wav) 48k_voice_1kHz_1s.wav
Output Gain: 40.892
Measure Window Start: 0ms
Measure Window Length: 1000ms
BWC applied: 0.162034 dB
Device Reference Point: 0.000, 0.000, 353.7 mm

Cursor:

ABM1 comp = -1.72 dB A/m
BWC Factor = 0.162034 dB
Location: 4.2, -16.7, 363.7 mm

Scans/z (axial) fine 2mm 8 x 8/ABM Signal(x,y,z) (5x5x1):

Measurement grid: dx=10mm, dy=10mm
Signal Type: Audio File (.wav) 48k_voice_1kHz_1s.wav
Output Gain: 40.892
Measure Window Start: 0ms

Unless otherwise stated the results shown in this test report refer only to the sample(s) tested and such sample(s) are retained for 90 days only. This test report cannot be reproduced, except in full, without prior written permission of the Company. 除非另有說明，此報告結果僅對測試之樣品負責，同時此樣品僅保留90天。本報告未經本公司書面許可，不可部份複製。

This document is issued by the Company subject to its General Conditions of Service (www.sgs.com/terms_and_conditions.htm) and Terms and Conditions for Electronic Documents (www.sgs.com/terms_e-document.htm). Attention is drawn to the limitations of liability, indemnification and jurisdictional issues established therein. Even if printed this electronic document is to be treated as an original within the meaning of UCP 600 article 20b. The authenticity of this document may be verified at www.sgsonsite.com/authentication. Any holder of this document is advised that information contained hereon reflects the Company's findings at the time of its intervention only and within the limits of client's instructions, if any. The Company's sole responsibility is to its Client and this document does not exonerate parties to a transaction from exercising all their rights and obligations under the transaction documents.

Measure Window Length: 1000ms
BWC applied: 0.162034 dB
Device Reference Point: 0.000, 0.000, 353.7 mm

Cursor:

ABM1 comp = -1.66 dB A/m
BWC Factor = 0.162034 dB
Location: 4.2, -14.7, 363.7 mm

Scans/z (axial) wideband at best S/N/ABM Signal(x,y,z) (1x1x1):

Measurement grid: dx=10mm, dy=10mm
Signal Type: Audio File (.wav) 48k_voice_300-3000_2s.wav
Output Gain: 80.084
Measure Window Start: 0ms
Measure Window Length: 2000ms
BWC applied: 10.8 dB
Device Reference Point: 0.000, 0.000, 353.7 mm

Cursor:

ABM1 comp = -4.56 dB A/m
BWC Factor = 10.8 dB
Location: 6.2, -18.7, 363.7 mm

Scans/z (axial) wideband at best S/N/ABM SNR(x,y,z) (1x1x1):

Measurement grid: dx=10mm, dy=10mm
Signal Type: Audio File (.wav) 48k_voice_300-3000_2s.wav
Output Gain: 80.084
Measure Window Start: 0ms
Measure Window Length: 2000ms
BWC applied: 10.8 dB
Device Reference Point: 0.000, 0.000, 353.7 mm

Category	Telephone parameters WD signal quality [(signal+noise)-to-noise ratio in decibels]
Category T1	0 dB to 10 dB
Category T2	10 dB to 20 dB
Category T3	20 dB to 30 dB
Category T4	> 30 dB

Cursor:

ABM1/ABM2 = 32.1 dB
ABM1 comp = -4.56 dB A/m
BWC Factor = 10.8 dB
Location: 6.2, -18.7, 363.7 mm

Unless otherwise stated the results shown in this test report refer only to the sample(s) tested and such sample(s) are retained for 90 days only. This test report cannot be reproduced, except in full, without prior written permission of the Company. 除非另有說明，此報告結果僅對測試之樣品負責，同時此樣品僅保留90天。本報告未經本公司書面許可，不可部份複製。

This document is issued by the Company subject to its General Conditions of Service (www.sgs.com/terms_and_conditions.htm) and Terms and Conditions for Electronic Documents (www.sgs.com/terms_e-document.htm). Attention is drawn to the limitations of liability, indemnification and jurisdictional issues established therein. Even if printed this electronic document is to be treated as an original within the meaning of UCP 600 article 20b. The authenticity of this document may be verified at www.sgsonsite.com/authentication. Any holder of this document is advised that information contained hereon reflects the Company's findings at the time of its intervention only and within the limits of client's instructions, if any. The Company's sole responsibility is to its Client and this document does not exonerate parties to a transaction from exercising all their rights and obligations under the transaction documents.

Scans/z (axial) wideband at best S/N/ABM Freq Resp(x,y,z,f) (1x1x1):

Measurement grid: dx=10mm, dy=10mm

Signal Type: Audio File (.wav) 48k_voice_300-3000_2s.wav

Output Gain: 80.084

Measure Window Start: 0ms

Measure Window Length: 2000ms

BWC applied: 10.8 dB

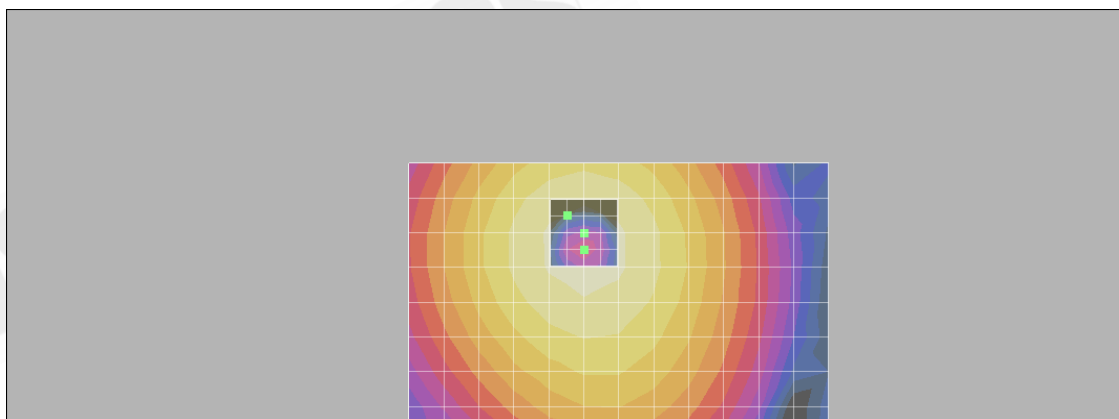
Device Reference Point: 0.000, 0.000, 353.7 mm

Cursor:

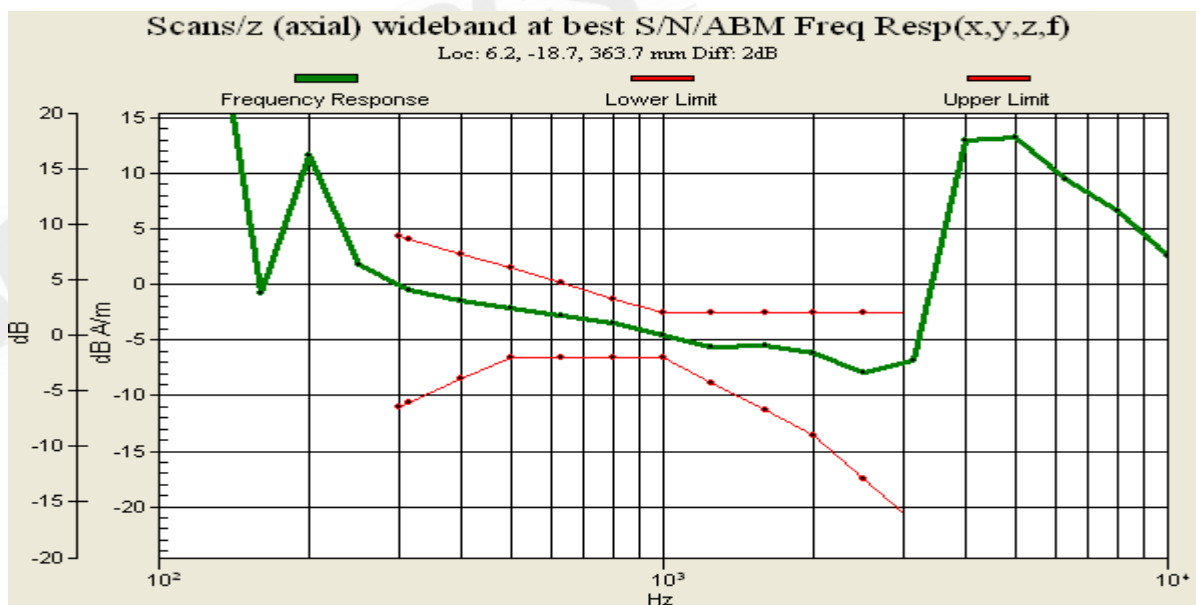
Diff = 2.00 dB

BWC Factor = 10.8 dB

Location: 6.2, -18.7, 363.7 mm



0 dB = 1.00A/m



Unless otherwise stated the results shown in this test report refer only to the sample(s) tested and such sample(s) are retained for 90 days only. This test report cannot be reproduced, except in full, without prior written permission of the Company. 除非另有說明，此報告結果僅對測試之樣品負責，同時此樣品僅保留90天。本報告未經本公司書面許可，不可部份複製。

This document is issued by the Company subject to its General Conditions of Service (www.sgs.com/terms_and_conditions.htm) and Terms and Conditions for Electronic Documents (www.sgs.com/terms_e-document.htm). Attention is drawn to the limitations of liability, indemnification and jurisdictional issues established therein. Even if printed this electronic document is to be treated as an original within the meaning of UCP 600 article 20b. The authenticity of this document may be verified at www.sgsonsite.com/authentication. Any holder of this document is advised that information contained hereon reflects the Company's findings at the time of its intervention only and within the limits of client's instructions, if any. The Company's sole responsibility is to its Client and this document does not exonerate parties to a transaction from exercising all their rights and obligations under the transaction documents.

T-Coil_GSM850_CH190

DUT: MC9596;

Communication System: GSM 850; Frequency: 836.6 MHz; Duty Cycle: 1:8.3

Medium: Air Medium parameters used: $\sigma = 0 \text{ mho/m}$, $\epsilon_r = 1$; $\rho = 1 \text{ kg/m}^3$

Phantom section: AMB with Coil Section

DASY4 Configuration:

- Probe: AM1DV2 - 1030; ; Calibrated: 2008/4/16
- Sensor-Surface: 0mm (Fix Surface)
- Electronics: DAE4 Sn547; Calibrated: 2009/1/20
- Phantom: HAC Test Arch with Coil; Type: SD HAC P01 BA; Serial: 100x
- Measurement SW: DASY4, V4.7 Build 80; Postprocessing SW: SEMCAD, V1.8 Build 186

Scans/x (longitudinal) 4.2mm 50 x 50/ABM Signal(x,y,z) (13x13x1):

Measurement grid: dx=10mm, dy=10mm

Signal Type: Audio File (.wav) 48k_voice_1kHz_1s.wav

Output Gain: 40.892

Measure Window Start: 0ms

Measure Window Length: 1000ms

BWC applied: 0.162034 dB

Device Reference Point: 0.000, 0.000, 353.7 mm

Cursor:

ABM1 comp = -9.70 dB A/m

BWC Factor = 0.162034 dB

Location: -8.3, -16.7, 363.7 mm

Scans/x (longitudinal) fine 2mm 8 x 8/ABM Signal(x,y,z) (5x5x1):

Measurement grid: dx=10mm, dy=10mm

Signal Type: Audio File (.wav) 48k_voice_1kHz_1s.wav

Output Gain: 40.892

Measure Window Start: 0ms

Measure Window Length: 1000ms

BWC applied: 0.162034 dB

Device Reference Point: 0.000, 0.000, 353.7 mm

Unless otherwise stated the results shown in this test report refer only to the sample(s) tested and such sample(s) are retained for 90 days only. This test report cannot be reproduced, except in full, without prior written permission of the Company. 除非另有說明，此報告結果僅對測試之樣品負責，同時此樣品僅保留90天。本報告未經本公司書面許可，不可部份複製。

This document is issued by the Company subject to its General Conditions of Service (www.sgs.com/terms_and_conditions.htm) and Terms and Conditions for Electronic Documents (www.sgs.com/terms_e-document.htm). Attention is drawn to the limitations of liability, indemnification and jurisdictional issues established therein. Even if printed this electronic document is to be treated as an original within the meaning of UCP 600 article 20b. The authenticity of this document may be verified at www.sgsonsite.com/authentication. Any holder of this document is advised that information contained hereon reflects the Company's findings at the time of its intervention only and within the limits of client's instructions, if any. The Company's sole responsibility is to its Client and this document does not exonerate parties to a transaction from exercising all their rights and obligations under the transaction documents.

Cursor:

ABM1 comp = -9.69 dB A/m

BWC Factor = 0.162034 dB

Location: -8.3, -14.5, 363.7 mm

Scans/x (longitudinal) fine 2mm 8 x 8/ABM SNR(x,y,z) (5x5x1):

Measurement grid: dx=10mm, dy=10mm

Signal Type: Audio File (.wav) 48k_voice_1kHz_1s.wav

Output Gain: 40.892

Measure Window Start: 0ms

Measure Window Length: 1000ms

BWC applied: 0.162034 dB

Device Reference Point: 0.000, 0.000, 353.7 mm

Category	Telephone parameters WD signal quality [(signal+noise)-to-noise ratio in decibels]
Category T1	0 dB to 10 dB
Category T2	10 dB to 20 dB
Category T3	20 dB to 30 dB
Category T4	> 30 dB

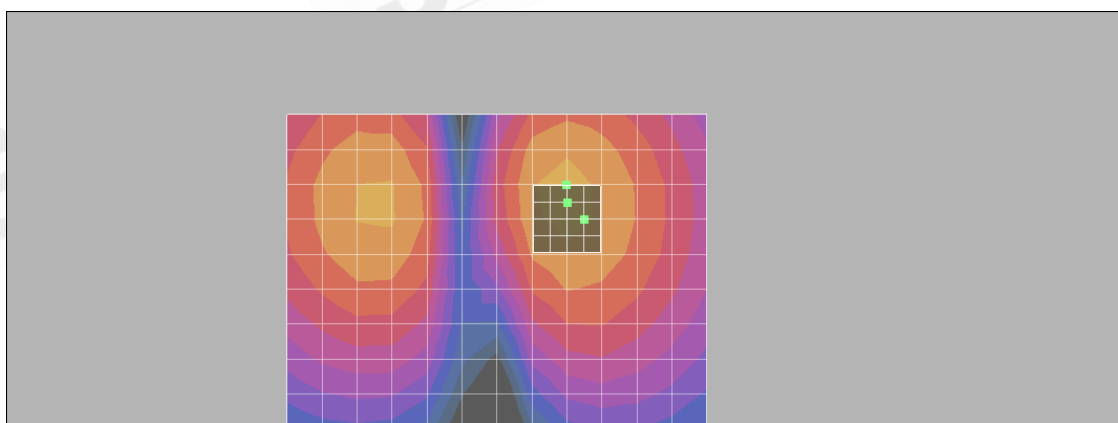
Cursor:

ABM1/ABM2 = 25.5 dB

ABM1 comp = -9.92 dB A/m

BWC Factor = 0.162034 dB

Location: -10.3, -12.5, 363.7 mm



0 dB = 1.00A/m

Unless otherwise stated the results shown in this test report refer only to the sample(s) tested and such sample(s) are retained for 90 days only. This test report cannot be reproduced, except in full, without prior written permission of the Company. 除非另有說明，此報告結果僅對測試之樣品負責，同時此樣品僅保留90天。本報告未經本公司書面許可，不可部份複製。

This document is issued by the Company subject to its General Conditions of Service (www.sgs.com/terms_and_conditions.htm) and Terms and Conditions for Electronic Documents (www.sgs.com/terms_e-document.htm). Attention is drawn to the limitations of liability, indemnification and jurisdictional issues established therein. Even if printed this electronic document is to be treated as an original within the meaning of UCP 600 article 20b. The authenticity of this document may be verified at www.sgsonsite.com/authentication. Any holder of this document is advised that information contained hereon reflects the Company's findings at the time of its intervention only and within the limits of client's instructions, if any. The Company's sole responsibility is to its Client and this document does not exonerate parties to a transaction from exercising all their rights and obligations under the transaction documents.

T-Coil_GSM850_CH190

DUT: MC9596;

Communication System: GSM 850; Frequency: 836.6 MHz; Duty Cycle: 1:8.3

Medium: Air Medium parameters used: $\sigma = 0 \text{ mho/m}$, $\epsilon_r = 1$; $\rho = 1 \text{ kg/m}^3$

Phantom section: AMB with Coil Section

DASY4 Configuration:

- Probe: AM1DV2 - 1030; ; Calibrated: 2008/4/16
- Sensor-Surface: 0mm (Fix Surface)
- Electronics: DAE4 Sn547; Calibrated: 2009/1/20
- Phantom: HAC Test Arch with Coil; Type: SD HAC P01 BA; Serial: 100x
- Measurement SW: DASY4, V4.7 Build 80; Postprocessing SW: SEMCAD, V1.8 Build 186

Scans/y (transversal) 4.2mm 50 x 50/ABM Signal(x,y,z) (13x13x1):

Measurement grid: dx=10mm, dy=10mm

Signal Type: Audio File (.wav) 48k_voice_1kHz_1s.wav

Output Gain: 40.892

Measure Window Start: 0ms

Measure Window Length: 1000ms

BWC applied: 0.162034 dB

Device Reference Point: 0.000, 0.000, 353.7 mm

Cursor:

ABM1 comp = -9.72 dB A/m

BWC Factor = 0.162034 dB

Location: 4.2, -25, 363.7 mm

Scans/y (transversal) fine 2mm 8 x 8/ABM Signal(x,y,z) (5x5x1):

Measurement grid: dx=10mm, dy=10mm

Signal Type: Audio File (.wav) 48k_voice_1kHz_1s.wav

Output Gain: 40.892

Measure Window Start: 0ms

Measure Window Length: 1000ms

BWC applied: 0.162034 dB

Device Reference Point: 0.000, 0.000, 353.7 mm

Unless otherwise stated the results shown in this test report refer only to the sample(s) tested and such sample(s) are retained for 90 days only. This test report cannot be reproduced, except in full, without prior written permission of the Company. 除非另有說明，此報告結果僅對測試之樣品負責，同時此樣品僅保留90天。本報告未經本公司書面許可，不可部份複製。

This document is issued by the Company subject to its General Conditions of Service (www.sgs.com/terms_and_conditions.htm) and Terms and Conditions for Electronic Documents (www.sgs.com/terms_e-document.htm). Attention is drawn to the limitations of liability, indemnification and jurisdictional issues established therein. Even if printed this electronic document is to be treated as an original within the meaning of UCP 600 article 20b. The authenticity of this document may be verified at www.sgsonsite.com/authentication. Any holder of this document is advised that information contained hereon reflects the Company's findings at the time of its intervention only and within the limits of client's instructions, if any. The Company's sole responsibility is to its Client and this document does not exonerate parties to a transaction from exercising all their rights and obligations under the transaction documents.

Cursor:

ABM1 comp = -9.83 dB A/m

BWC Factor = 0.162034 dB

Location: 4, -25, 363.7 mm

Scans/y (transversal) fine 2mm 8 x 8/ABM SNR(x,y,z) (5x5x1):

Measurement grid: dx=10mm, dy=10mm

Signal Type: Audio File (.wav) 48k_voice_1kHz_1s.wav

Output Gain: 40.892

Measure Window Start: 0ms

Measure Window Length: 1000ms

BWC applied: 0.162034 dB

Device Reference Point: 0.000, 0.000, 353.7 mm

Category	Telephone parameters WD signal quality [(signal+noise)-to-noise ratio in decibels]
Category T1	0 dB to 10 dB
Category T2	10 dB to 20 dB
Category T3	20 dB to 30 dB
Category T4	> 30 dB


Cursor:

ABM1/ABM2 = 33.0 dB

ABM1 comp = -11.4 dB A/m

BWC Factor = 0.162034 dB

Location: -2, -23, 363.7 mm



0 dB = 1.00A/m

Unless otherwise stated the results shown in this test report refer only to the sample(s) tested and such sample(s) are retained for 90 days only. This test report cannot be reproduced, except in full, without prior written permission of the Company. 除非另有說明，此報告結果僅對測試之樣品負責，同時此樣品僅保留90天。本報告未經本公司書面許可，不可部份複製。

This document is issued by the Company subject to its General Conditions of Service (www.sgs.com/terms_and_conditions.htm) and Terms and Conditions for Electronic Documents (www.sgs.com/terms_e-document.htm). Attention is drawn to the limitations of liability, indemnification and jurisdictional issues established therein. Even if printed this electronic document is to be treated as an original within the meaning of UCP 600 article 20b. The authenticity of this document may be verified at www.sgsonsite.com/authentication. Any holder of this document is advised that information contained hereon reflects the Company's findings at the time of its intervention only and within the limits of client's instructions, if any. The Company's sole responsibility is to its Client and this document does not exonerate parties to a transaction from exercising all their rights and obligations under the transaction documents.

Date/Time: 2009/3/26 03:06:23

T-Coil_GSM850_CH251

DUT: MC9596;

Communication System: GSM 850; Frequency: 848.8 MHz; Duty Cycle: 1:8.3

Medium: Air Medium parameters used: $\sigma = 0$ mho/m, $\epsilon_r = 1$; $\rho = 1$ kg/m³

Phantom section: AMB with Coil Section

DASY4 Configuration:

- Probe: AM1DV2 - 1030; ; Calibrated: 2008/4/16
- Sensor-Surface: 0mm (Fix Surface)
- Electronics: DAE4 Sn547; Calibrated: 2009/1/20
- Phantom: HAC Test Arch with Coil; Type: SD HAC P01 BA; Serial: 100x
- Measurement SW: DASY4, V4.7 Build 80; Postprocessing SW: SEMCAD, V1.8 Build 186

Scans/z (axial) 4.2mm 50 x 50/ABM Signal(x,y,z) (13x13x1):

Measurement grid: dx=10mm, dy=10mm

Signal Type: Audio File (.wav) 48k_voice_1kHz_1s.wav

Output Gain: 40.892

Measure Window Start: 0ms

Measure Window Length: 1000ms

BWC applied: 0.162972 dB

Device Reference Point: 0.000, 0.000, 353.7 mm

Cursor:

ABM1 comp = -1.95 dB A/m

BWC Factor = 0.162972 dB

Location: 4.2, -12.5, 363.7 mm

Scans/z (axial) fine 2mm 8 x 8/ABM Signal(x,y,z) (5x5x1):

Measurement grid: dx=10mm, dy=10mm

Signal Type: Audio File (.wav) 48k_voice_1kHz_1s.wav

Output Gain: 40.892

Measure Window Start: 0ms

Measure Window Length: 1000ms

Unless otherwise stated the results shown in this test report refer only to the sample(s) tested and such sample(s) are retained for 90 days only. This test report cannot be reproduced, except in full, without prior written permission of the Company. 除非另有說明，此報告結果僅對測試之樣品負責，同時此樣品僅保留90天。本報告未經本公司書面許可，不可部份複製。

This document is issued by the Company subject to its General Conditions of Service (www.sgs.com/terms_and_conditions.htm) and Terms and Conditions for Electronic Documents (www.sgs.com/terms_e-document.htm). Attention is drawn to the limitations of liability, indemnification and jurisdictional issues established therein. Even if printed this electronic document is to be treated as an original within the meaning of UCP 600 article 20b. The authenticity of this document may be verified at www.sgsonsite.com/authentication. Any holder of this document is advised that information contained hereon reflects the Company's findings at the time of its intervention only and within the limits of client's instructions, if any. The Company's sole responsibility is to its Client and this document does not exonerate parties to a transaction from exercising all their rights and obligations under the transaction documents.

BWC applied: 0.162972 dB
Device Reference Point: 0.000, 0.000, 353.7 mm

Cursor:

ABM1 comp = -1.78 dB A/m
BWC Factor = 0.162972 dB
Location: 4.2, -14.7, 363.7 mm

Scans/z (axial) wideband at best S/N/ABM Signal(x,y,z) (1x1x1):

Measurement grid: dx=10mm, dy=10mm
Signal Type: Audio File (.wav) 48k_voice_300-3000_2s.wav
Output Gain: 80.084
Measure Window Start: 0ms
Measure Window Length: 2000ms
BWC applied: 10.8 dB
Device Reference Point: 0.000, 0.000, 353.7 mm

Cursor:

ABM1 comp = -3.92 dB A/m
BWC Factor = 10.8 dB
Location: 4.2, -12.7, 363.7 mm

Scans/z (axial) wideband at best S/N/ABM SNR(x,y,z) (1x1x1):

Measurement grid: dx=10mm, dy=10mm
Signal Type: Audio File (.wav) 48k_voice_300-3000_2s.wav
Output Gain: 80.084
Measure Window Start: 0ms
Measure Window Length: 2000ms
BWC applied: 10.8 dB
Device Reference Point: 0.000, 0.000, 353.7 mm

Category	Telephone parameters WD signal quality [(signal+noise)-to-noise ratio in decibels]
Category T1	0 dB to 10 dB
Category T2	10 dB to 20 dB
Category T3	20 dB to 30 dB
Category T4	> 30 dB

Cursor:

ABM1/ABM2 = 31.9 dB
ABM1 comp = -3.92 dB A/m
BWC Factor = 10.8 dB
Location: 4.2, -12.7, 363.7 mm

Unless otherwise stated the results shown in this test report refer only to the sample(s) tested and such sample(s) are retained for 90 days only. This test report cannot be reproduced, except in full, without prior written permission of the Company. 除非另有說明，此報告結果僅對測試之樣品負責，同時此樣品僅保留90天。本報告未經本公司書面許可，不可部份複製。

This document is issued by the Company subject to its General Conditions of Service (www.sgs.com/terms_and_conditions.htm) and Terms and Conditions for Electronic Documents (www.sgs.com/terms_e-document.htm). Attention is drawn to the limitations of liability, indemnification and jurisdictional issues established therein. Even if printed this electronic document is to be treated as an original within the meaning of UCP 600 article 20b. The authenticity of this document may be verified at www.sgsonsite.com/authentication. Any holder of this document is advised that information contained hereon reflects the Company's findings at the time of its intervention only and within the limits of client's instructions, if any. The Company's sole responsibility is to its Client and this document does not exonerate parties to a transaction from exercising all their rights and obligations under the transaction documents.

Scans/z (axial) wideband at best S/N/ABM Freq Resp(x,y,z,f) (1x1x1):

Measurement grid: dx=10mm, dy=10mm

Signal Type: Audio File (.wav) 48k_voice_300-3000_2s.wav

Output Gain: 80.084

Measure Window Start: 0ms

Measure Window Length: 2000ms

BWC applied: 10.8 dB

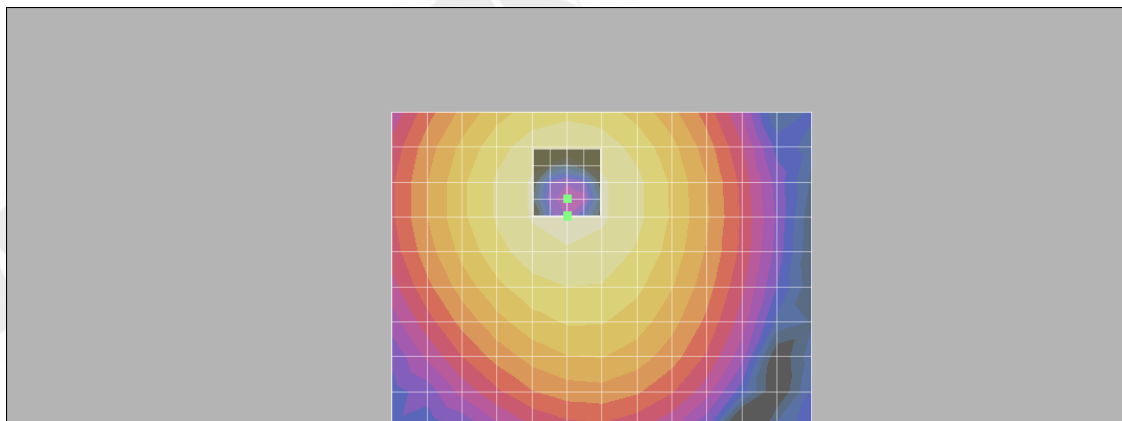
Device Reference Point: 0.000, 0.000, 353.7 mm

Cursor:

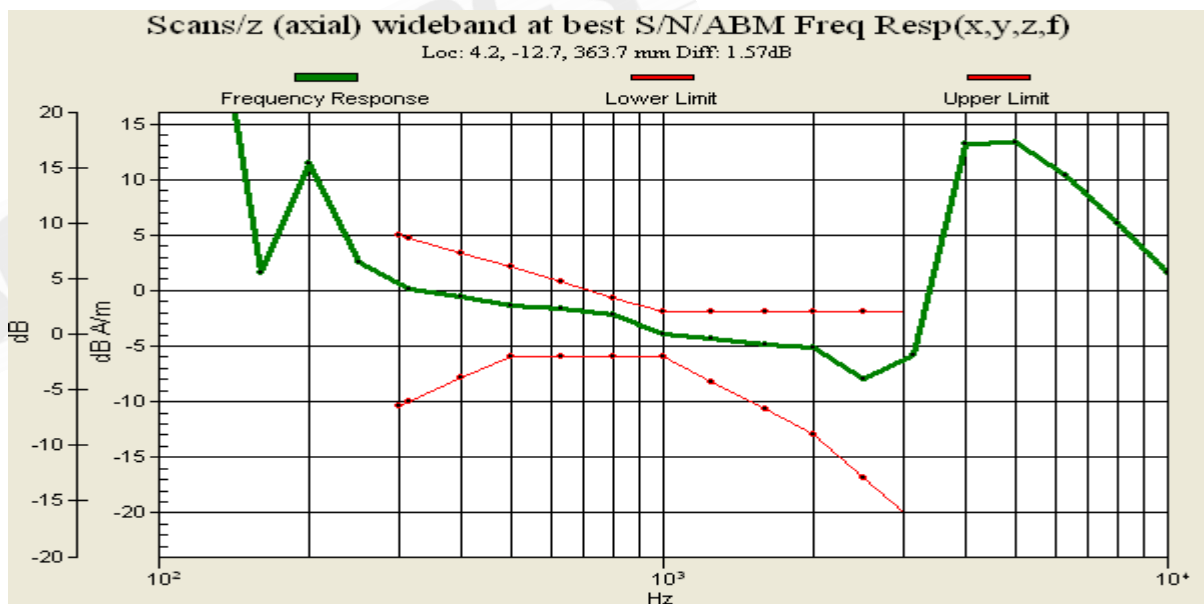
Diff = 1.57 dB

BWC Factor = 10.8 dB

Location: 4.2, -12.7, 363.7 mm



0 dB = 1.00A/m



Unless otherwise stated the results shown in this test report refer only to the sample(s) tested and such sample(s) are retained for 90 days only. This test report cannot be reproduced, except in full, without prior written permission of the Company. 除非另有說明，此報告結果僅對測試之樣品負責，同時此樣品僅保留90天。本報告未經本公司書面許可，不可部份複製。

This document is issued by the Company subject to its General Conditions of Service (www.sgs.com/terms_and_conditions.htm) and Terms and Conditions for Electronic Documents (www.sgs.com/terms_e-document.htm). Attention is drawn to the limitations of liability, indemnification and jurisdictional issues established therein. Even if printed this electronic document is to be treated as an original within the meaning of UCP 600 article 20b. The authenticity of this document may be verified at www.sgsonsite.com/authentication. Any holder of this document is advised that information contained hereon reflects the Company's findings at the time of its intervention only and within the limits of client's instructions, if any. The Company's sole responsibility is to its Client and this document does not exonerate parties to a transaction from exercising all their rights and obligations under the transaction documents.

T-Coil_GSM850_CH251

DUT: MC9596;

Communication System: GSM 850; Frequency: 848.8 MHz; Duty Cycle: 1:8.3

Medium: Air Medium parameters used: $\sigma = 0 \text{ mho/m}$, $\epsilon_r = 1$; $\rho = 1 \text{ kg/m}^3$

Phantom section: AMB with Coil Section

DASY4 Configuration:

- Probe: AM1DV2 - 1030; ; Calibrated: 2008/4/16
- Sensor-Surface: 0mm (Fix Surface)
- Electronics: DAE4 Sn547; Calibrated: 2009/1/20
- Phantom: HAC Test Arch with Coil; Type: SD HAC P01 BA; Serial: 100x
- Measurement SW: DASY4, V4.7 Build 80; Postprocessing SW: SEMCAD, V1.8 Build 186

Scans/x (longitudinal) 4.2mm 50 x 50/ABM Signal(x,y,z) (13x13x1):

Measurement grid: dx=10mm, dy=10mm

Signal Type: Audio File (.wav) 48k_voice_1kHz_1s.wav

Output Gain: 40.892

Measure Window Start: 0ms

Measure Window Length: 1000ms

BWC applied: 0.162972 dB

Device Reference Point: 0.000, 0.000, 353.7 mm

Cursor:

ABM1 comp = -9.72 dB A/m

BWC Factor = 0.162972 dB

Location: -8.3, -16.7, 363.7 mm

Scans/x (longitudinal) fine 2mm 8 x 8/ABM Signal(x,y,z) (5x5x1):

Measurement grid: dx=10mm, dy=10mm

Signal Type: Audio File (.wav) 48k_voice_1kHz_1s.wav

Output Gain: 40.892

Measure Window Start: 0ms

Measure Window Length: 1000ms

BWC applied: 0.162972 dB

Device Reference Point: 0.000, 0.000, 353.7 mm

Unless otherwise stated the results shown in this test report refer only to the sample(s) tested and such sample(s) are retained for 90 days only. This test report cannot be reproduced, except in full, without prior written permission of the Company. 除非另有說明，此報告結果僅對測試之樣品負責，同時此樣品僅保留90天。本報告未經本公司書面許可，不可部份複製。

This document is issued by the Company subject to its General Conditions of Service (www.sgs.com/terms_and_conditions.htm) and Terms and Conditions for Electronic Documents (www.sgs.com/terms_e-document.htm). Attention is drawn to the limitations of liability, indemnification and jurisdictional issues established therein. Even if printed this electronic document is to be treated as an original within the meaning of UCP 600 article 20b. The authenticity of this document may be verified at www.sgsonsite.com/authentication. Any holder of this document is advised that information contained hereon reflects the Company's findings at the time of its intervention only and within the limits of client's instructions, if any. The Company's sole responsibility is to its Client and this document does not exonerate parties to a transaction from exercising all their rights and obligations under the transaction documents.

Cursor:

ABM1 comp = -9.77 dB A/m

BWC Factor = 0.162972 dB

Location: -8.5, -14.5, 363.7 mm

Scans/x (longitudinal) fine 2mm 8 x 8/ABM SNR(x,y,z) (5x5x1):

Measurement grid: dx=10mm, dy=10mm

Signal Type: Audio File (.wav) 48k_voice_1kHz_1s.wav

Output Gain: 40.892

Measure Window Start: 0ms

Measure Window Length: 1000ms

BWC applied: 0.162972 dB

Device Reference Point: 0.000, 0.000, 353.7 mm

Category	Telephone parameters WD signal quality [(signal+noise)-to-noise ratio in decibels]
Category T1	0 dB to 10 dB
Category T2	10 dB to 20 dB
Category T3	20 dB to 30 dB
Category T4	> 30 dB


Cursor:

ABM1/ABM2 = 25.2 dB

ABM1 comp = -10.2 dB A/m

BWC Factor = 0.162972 dB

Location: -10.5, -12.5, 363.7 mm



0 dB = 1.00A/m

Unless otherwise stated the results shown in this test report refer only to the sample(s) tested and such sample(s) are retained for 90 days only. This test report cannot be reproduced, except in full, without prior written permission of the Company. 除非另有說明，此報告結果僅對測試之樣品負責，同時此樣品僅保留90天。本報告未經本公司書面許可，不可部份複製。

This document is issued by the Company subject to its General Conditions of Service (www.sgs.com/terms_and_conditions.htm) and Terms and Conditions for Electronic Documents (www.sgs.com/terms_e-document.htm). Attention is drawn to the limitations of liability, indemnification and jurisdictional issues established therein. Even if printed this electronic document is to be treated as an original within the meaning of UCP 600 article 20b. The authenticity of this document may be verified at www.sgsonsite.com/authentication. Any holder of this document is advised that information contained hereon reflects the Company's findings at the time of its intervention only and within the limits of client's instructions, if any. The Company's sole responsibility is to its Client and this document does not exonerate parties to a transaction from exercising all their rights and obligations under the transaction documents.

T-Coil_GSM850_CH251

DUT: MC9596;

Communication System: GSM 850; Frequency: 848.8 MHz; Duty Cycle: 1:8.3

Medium: Air Medium parameters used: $\sigma = 0 \text{ mho/m}$, $\epsilon_r = 1$; $\rho = 1 \text{ kg/m}^3$

Phantom section: AMB with Coil Section

DASY4 Configuration:

- Probe: AM1DV2 - 1030; ; Calibrated: 2008/4/16
- Sensor-Surface: 0mm (Fix Surface)
- Electronics: DAE4 Sn547; Calibrated: 2009/1/20
- Phantom: HAC Test Arch with Coil; Type: SD HAC P01 BA; Serial: 100x
- Measurement SW: DASY4, V4.7 Build 80; Postprocessing SW: SEMCAD, V1.8 Build 186

Scans/y (transversal) 4.2mm 50 x 50/ABM Signal(x,y,z) (13x13x1):

Measurement grid: dx=10mm, dy=10mm

Signal Type: Audio File (.wav) 48k_voice_1kHz_1s.wav

Output Gain: 40.892

Measure Window Start: 0ms

Measure Window Length: 1000ms

BWC applied: 0.162972 dB

Device Reference Point: 0.000, 0.000, 353.7 mm

Cursor:

ABM1 comp = -9.78 dB A/m

BWC Factor = 0.162972 dB

Location: 4.2, -25, 363.7 mm

Scans/y (transversal) fine 2mm 8 x 8/ABM Signal(x,y,z) (5x5x1):

Measurement grid: dx=10mm, dy=10mm

Signal Type: Audio File (.wav) 48k_voice_1kHz_1s.wav

Output Gain: 40.892

Measure Window Start: 0ms

Measure Window Length: 1000ms

BWC applied: 0.162972 dB

Device Reference Point: 0.000, 0.000, 353.7 mm

Unless otherwise stated the results shown in this test report refer only to the sample(s) tested and such sample(s) are retained for 90 days only. This test report cannot be reproduced, except in full, without prior written permission of the Company. 除非另有說明，此報告結果僅對測試之樣品負責，同時此樣品僅保留90天。本報告未經本公司書面許可，不可部份複製。

This document is issued by the Company subject to its General Conditions of Service (www.sgs.com/terms_and_conditions.htm) and Terms and Conditions for Electronic Documents (www.sgs.com/terms_e-document.htm). Attention is drawn to the limitations of liability, indemnification and jurisdictional issues established therein. Even if printed this electronic document is to be treated as an original within the meaning of UCP 600 article 20b. The authenticity of this document may be verified at www.sgsonsite.com/authentication. Any holder of this document is advised that information contained hereon reflects the Company's findings at the time of its intervention only and within the limits of client's instructions, if any. The Company's sole responsibility is to its Client and this document does not exonerate parties to a transaction from exercising all their rights and obligations under the transaction documents.

Cursor:

ABM1 comp = -9.80 dB A/m

BWC Factor = 0.162972 dB

Location: 4, -24.8, 363.7 mm

Scans/y (transversal) fine 2mm 8 x 8/ABM SNR(x,y,z) (5x5x1):

Measurement grid: dx=10mm, dy=10mm

Signal Type: Audio File (.wav) 48k_voice_1kHz_1s.wav

Output Gain: 40.892

Measure Window Start: 0ms

Measure Window Length: 1000ms

BWC applied: 0.162972 dB

Device Reference Point: 0.000, 0.000, 353.7 mm

Category	Telephone parameters WD signal quality [(signal+noise)-to-noise ratio in decibels]
Category T1	0 dB to 10 dB
Category T2	10 dB to 20 dB
Category T3	20 dB to 30 dB
Category T4	> 30 dB


Cursor:

ABM1/ABM2 = 33.0 dB

ABM1 comp = -10.7 dB A/m

BWC Factor = 0.162972 dB

Location: 0, -22.8, 363.7 mm



0 dB = 1.00A/m

Unless otherwise stated the results shown in this test report refer only to the sample(s) tested and such sample(s) are retained for 90 days only. This test report cannot be reproduced, except in full, without prior written permission of the Company. 除非另有說明，此報告結果僅對測試之樣品負責，同時此樣品僅保留90天。本報告未經本公司書面許可，不可部份複製。

This document is issued by the Company subject to its General Conditions of Service (www.sgs.com/terms_and_conditions.htm) and Terms and Conditions for Electronic Documents (www.sgs.com/terms_e-document.htm). Attention is drawn to the limitations of liability, indemnification and jurisdictional issues established therein. Even if printed this electronic document is to be treated as an original within the meaning of UCP 600 article 20b. The authenticity of this document may be verified at www.sgsonsite.com/authentication. Any holder of this document is advised that information contained hereon reflects the Company's findings at the time of its intervention only and within the limits of client's instructions, if any. The Company's sole responsibility is to its Client and this document does not exonerate parties to a transaction from exercising all their rights and obligations under the transaction documents.

Date/Time: 2009/3/26 04:00:07

T-Coil_PCS1900_CH512

DUT: MC9596;

Communication System: GSM1900; Frequency: 1850.2 MHz; Duty Cycle: 1:8.3

Medium: Air Medium parameters used: $\sigma = 0$ mho/m, $\epsilon_r = 1$; $\rho = 1$ kg/m³

Phantom section: AMB with Coil Section

DASY4 Configuration:

- Probe: AM1DV2 - 1030; ; Calibrated: 2008/4/16
- Sensor-Surface: 0mm (Fix Surface)
- Electronics: DAE4 Sn547; Calibrated: 2009/1/20
- Phantom: HAC Test Arch with Coil; Type: SD HAC P01 BA; Serial: 100x
- Measurement SW: DASY4, V4.7 Build 80; Postprocessing SW: SEMCAD, V1.8 Build 186

Scans/z (axial) 4.2mm 50 x 50/ABM Signal(x,y,z) (13x13x1):

Measurement grid: dx=10mm, dy=10mm

Signal Type: Audio File (.wav) 48k_voice_1kHz_1s.wav

Output Gain: 40.892

Measure Window Start: 0ms

Measure Window Length: 1000ms

BWC applied: 0.162972 dB

Device Reference Point: 0.000, 0.000, 353.7 mm

Cursor:

ABM1 comp = -1.88 dB A/m

BWC Factor = 0.162972 dB

Location: 4.2, -16.7, 363.7 mm

Scans/z (axial) fine 2mm 8 x 8/ABM Signal(x,y,z) (5x5x1):

Measurement grid: dx=10mm, dy=10mm

Signal Type: Audio File (.wav) 48k_voice_1kHz_1s.wav

Output Gain: 40.892

Measure Window Start: 0ms

Measure Window Length: 1000ms

Unless otherwise stated the results shown in this test report refer only to the sample(s) tested and such sample(s) are retained for 90 days only. This test report cannot be reproduced, except in full, without prior written permission of the Company. 除非另有說明，此報告結果僅對測試之樣品負責，同時此樣品僅保留90天。本報告未經本公司書面許可，不可部份複製。

This document is issued by the Company subject to its General Conditions of Service (www.sgs.com/terms_and_conditions.htm) and Terms and Conditions for Electronic Documents (www.sgs.com/terms_e-document.htm). Attention is drawn to the limitations of liability, indemnification and jurisdictional issues established therein. Even if printed this electronic document is to be treated as an original within the meaning of UCP 600 article 20b. The authenticity of this document may be verified at www.sgsonsite.com/authentication. Any holder of this document is advised that information contained hereon reflects the Company's findings at the time of its intervention only and within the limits of client's instructions, if any. The Company's sole responsibility is to its Client and this document does not exonerate parties to a transaction from exercising all their rights and obligations under the transaction documents.

BWC applied: 0.162972 dB
Device Reference Point: 0.000, 0.000, 353.7 mm

Cursor:

ABM1 comp = -1.64 dB A/m
BWC Factor = 0.162972 dB
Location: 4.2, -14.7, 363.7 mm

Scans/z (axial) wideband at best S/N/ABM Signal(x,y,z) (1x1x1):

Measurement grid: dx=10mm, dy=10mm
Signal Type: Audio File (.wav) 48k_voice_300-3000_2s.wav
Output Gain: 80.084
Measure Window Start: 0ms
Measure Window Length: 2000ms
BWC applied: 10.8 dB
Device Reference Point: 0.000, 0.000, 353.7 mm

Cursor:

ABM1 comp = -3.62 dB A/m
BWC Factor = 10.8 dB
Location: 4.2, -14.7, 363.7 mm

Scans/z (axial) wideband at best S/N/ABM SNR(x,y,z) (1x1x1):

Measurement grid: dx=10mm, dy=10mm
Signal Type: Audio File (.wav) 48k_voice_300-3000_2s.wav
Output Gain: 80.084
Measure Window Start: 0ms
Measure Window Length: 2000ms
BWC applied: 10.8 dB
Device Reference Point: 0.000, 0.000, 353.7 mm

Category	Telephone parameters WD signal quality [(signal+noise)-to-noise ratio in decibels]
Category T1	0 dB to 10 dB
Category T2	10 dB to 20 dB
Category T3	20 dB to 30 dB
Category T4	> 30 dB

Cursor:

ABM1/ABM2 = 32.1 dB
ABM1 comp = -3.62 dB A/m
BWC Factor = 10.8 dB
Location: 4.2, -14.7, 363.7 mm

Unless otherwise stated the results shown in this test report refer only to the sample(s) tested and such sample(s) are retained for 90 days only. This test report cannot be reproduced, except in full, without prior written permission of the Company. 除非另有說明，此報告結果僅對測試之樣品負責，同時此樣品僅保留90天。本報告未經本公司書面許可，不可部份複製。

This document is issued by the Company subject to its General Conditions of Service (www.sgs.com/terms_and_conditions.htm) and Terms and Conditions for Electronic Documents (www.sgs.com/terms_e-document.htm). Attention is drawn to the limitations of liability, indemnification and jurisdictional issues established therein. Even if printed this electronic document is to be treated as an original within the meaning of UCP 600 article 20b. The authenticity of this document may be verified at www.sgsonsite.com/authentication. Any holder of this document is advised that information contained hereon reflects the Company's findings at the time of its intervention only and within the limits of client's instructions, if any. The Company's sole responsibility is to its Client and this document does not exonerate parties to a transaction from exercising all their rights and obligations under the transaction documents.

Scans/z (axial) wideband at best S/N/ABM Freq Resp(x,y,z,f) (1x1x1):

Measurement grid: dx=10mm, dy=10mm

Signal Type: Audio File (.wav) 48k_voice_300-3000_2s.wav

Output Gain: 80.084

Measure Window Start: 0ms

Measure Window Length: 2000ms

BWC applied: 10.8 dB

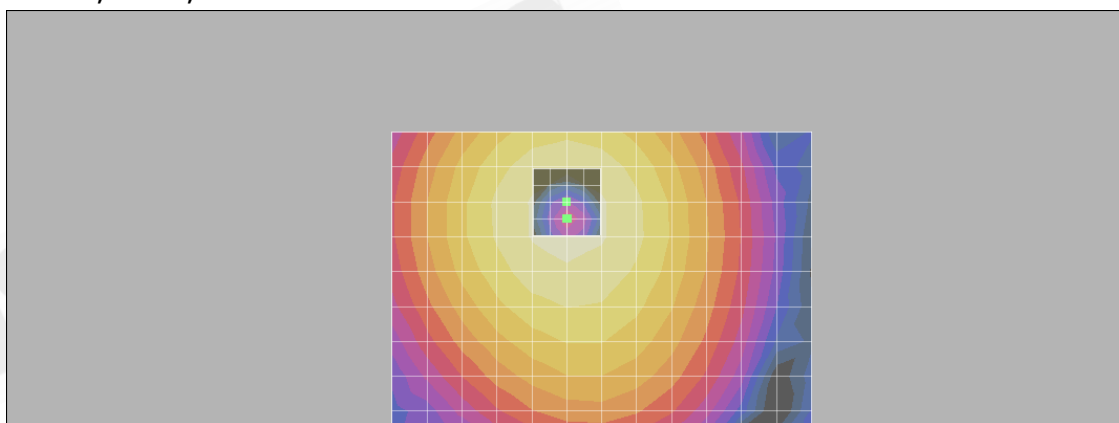
Device Reference Point: 0.000, 0.000, 353.7 mm

Cursor:

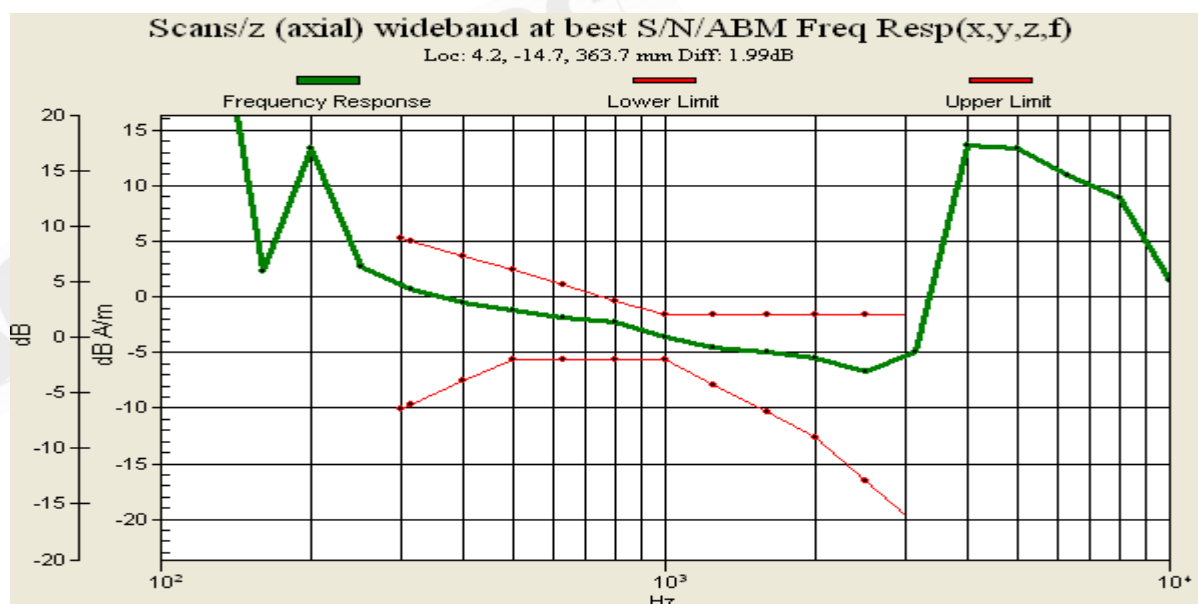
Diff = 1.99 dB

BWC Factor = 10.8 dB

Location: 4.2, -14.7, 363.7 mm



0 dB = 1.00A/m



Unless otherwise stated the results shown in this test report refer only to the sample(s) tested and such sample(s) are retained for 90 days only. This test report cannot be reproduced, except in full, without prior written permission of the Company. 除非另有說明，此報告結果僅對測試之樣品負責，同時此樣品僅保留90天。本報告未經本公司書面許可，不可部份複製。

This document is issued by the Company subject to its General Conditions of Service (www.sgs.com/terms_and_conditions.htm) and Terms and Conditions for Electronic Documents (www.sgs.com/terms_e-document.htm). Attention is drawn to the limitations of liability, indemnification and jurisdictional issues established therein. Even if printed this electronic document is to be treated as an original within the meaning of UCP 600 article 20b. The authenticity of this document may be verified at www.sgsonsite.com/authentication. Any holder of this document is advised that information contained hereon reflects the Company's findings at the time of its intervention only and within the limits of client's instructions, if any. The Company's sole responsibility is to its Client and this document does not exonerate parties to a transaction from exercising all their rights and obligations under the transaction documents.

T-Coil_PCS1900_CH512

DUT: MC9596;

Communication System: GSM1900; Frequency: 1850.2 MHz; Duty Cycle: 1:8.3

Medium: Air Medium parameters used: $\sigma = 0 \text{ mho/m}$, $\epsilon_r = 1$; $\rho = 1 \text{ kg/m}^3$

Phantom section: AMB with Coil Section

DASY4 Configuration:

- Probe: AM1DV2 - 1030; ; Calibrated: 2008/4/16
- Sensor-Surface: 0mm (Fix Surface)
- Electronics: DAE4 Sn547; Calibrated: 2009/1/20
- Phantom: HAC Test Arch with Coil; Type: SD HAC P01 BA; Serial: 100x
- Measurement SW: DASY4, V4.7 Build 80; Postprocessing SW: SEMCAD, V1.8 Build 186

Scans/x (longitudinal) 4.2mm 50 x 50/ABM Signal(x,y,z) (13x13x1):

Measurement grid: dx=10mm, dy=10mm

Signal Type: Audio File (.wav) 48k_voice_1kHz_1s.wav

Output Gain: 40.892

Measure Window Start: 0ms

Measure Window Length: 1000ms

BWC applied: 0.162972 dB

Device Reference Point: 0.000, 0.000, 353.7 mm

Cursor:

ABM1 comp = -9.85 dB A/m

BWC Factor = 0.162972 dB

Location: -8.3, -16.7, 363.7 mm

Scans/x (longitudinal) fine 2mm 8 x 8/ABM Signal(x,y,z) (5x5x1):

Measurement grid: dx=10mm, dy=10mm

Signal Type: Audio File (.wav) 48k_voice_1kHz_1s.wav

Output Gain: 40.892

Measure Window Start: 0ms

Measure Window Length: 1000ms

Unless otherwise stated the results shown in this test report refer only to the sample(s) tested and such sample(s) are retained for 90 days only. This test report cannot be reproduced, except in full, without prior written permission of the Company. 除非另有說明，此報告結果僅對測試之樣品負責，同時此樣品僅保留90天。本報告未經本公司書面許可，不可部份複製。

This document is issued by the Company subject to its General Conditions of Service (www.sgs.com/terms_and_conditions.htm) and Terms and Conditions for Electronic Documents (www.sgs.com/terms_e-document.htm). Attention is drawn to the limitations of liability, indemnification and jurisdictional issues established therein. Even if printed this electronic document is to be treated as an original within the meaning of UCP 600 article 20b. The authenticity of this document may be verified at www.sgsonsite.com/authentication. Any holder of this document is advised that information contained hereon reflects the Company's findings at the time of its intervention only and within the limits of client's instructions, if any. The Company's sole responsibility is to its Client and this document does not exonerate parties to a transaction from exercising all their rights and obligations under the transaction documents.

BWC applied: 0.162972 dB

Device Reference Point: 0.000, 0.000, 353.7 mm

Cursor:

ABM1 comp = -9.97 dB A/m

BWC Factor = 0.162972 dB

Location: -8.3, -14.5, 363.7 mm

Scans/x (longitudinal) fine 2mm 8 x 8/ABM SNR(x,y,z) (5x5x1):

Measurement grid: dx=10mm, dy=10mm

Signal Type: Audio File (.wav) 48k_voice_1kHz_1s.wav

Output Gain: 40.892

Measure Window Start: 0ms

Measure Window Length: 1000ms

BWC applied: 0.162972 dB

Device Reference Point: 0.000, 0.000, 353.7 mm

Category	Telephone parameters WD signal quality [(signal+noise)-to-noise ratio in decibels]
Category T1	0 dB to 10 dB
Category T2	10 dB to 20 dB
Category T3	20 dB to 30 dB
Category T4	> 30 dB

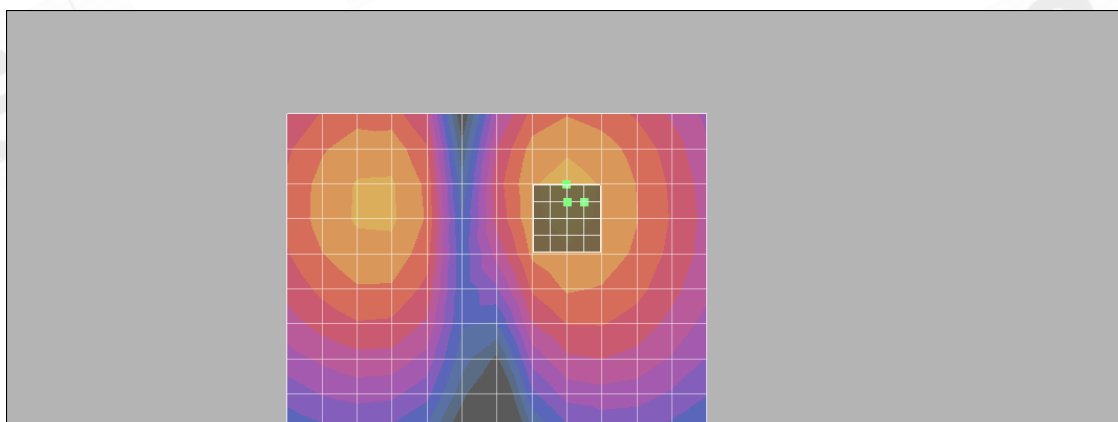
Cursor:

ABM1/ABM2 = 24.8 dB

ABM1 comp = -10.1 dB A/m

BWC Factor = 0.162972 dB

Location: -10.3, -14.5, 363.7 mm



0 dB = 1.00A/m

Unless otherwise stated the results shown in this test report refer only to the sample(s) tested and such sample(s) are retained for 90 days only. This test report cannot be reproduced, except in full, without prior written permission of the Company. 除非另有說明，此報告結果僅對測試之樣品負責，同時此樣品僅保留90天。本報告未經本公司書面許可，不可部份複製。

This document is issued by the Company subject to its General Conditions of Service (www.sgs.com/terms_and_conditions.htm) and Terms and Conditions for Electronic Documents (www.sgs.com/terms_e-document.htm). Attention is drawn to the limitations of liability, indemnification and jurisdictional issues established therein. Even if printed this electronic document is to be treated as an original within the meaning of UCP 600 article 20b. The authenticity of this document may be verified at www.sgsonsite.com/authentication. Any holder of this document is advised that information contained hereon reflects the Company's findings at the time of its intervention only and within the limits of client's instructions, if any. The Company's sole responsibility is to its Client and this document does not exonerate parties to a transaction from exercising all their rights and obligations under the transaction documents.

T-Coil_PCS1900_CH512

DUT: MC9596;

Communication System: GSM1900; Frequency: 1850.2 MHz; Duty Cycle: 1:8.3

Medium: Air Medium parameters used: $\sigma = 0 \text{ mho/m}$, $\epsilon_r = 1$; $\rho = 1 \text{ kg/m}^3$

Phantom section: AMB with Coil Section

DASY4 Configuration:

- Probe: AM1DV2 - 1030; ; Calibrated: 2008/4/16
- Sensor-Surface: 0mm (Fix Surface)
- Electronics: DAE4 Sn547; Calibrated: 2009/1/20
- Phantom: HAC Test Arch with Coil; Type: SD HAC P01 BA; Serial: 100x
- Measurement SW: DASY4, V4.7 Build 80; Postprocessing SW: SEMCAD, V1.8 Build 186

Scans/y (transversal) 4.2mm 50 x 50/ABM Signal(x,y,z) (13x13x1):

Measurement grid: dx=10mm, dy=10mm

Signal Type: Audio File (.wav) 48k_voice_1kHz_1s.wav

Output Gain: 40.892

Measure Window Start: 0ms

Measure Window Length: 1000ms

BWC applied: 0.162972 dB

Device Reference Point: 0.000, 0.000, 353.7 mm

Cursor:

ABM1 comp = -9.82 dB A/m

BWC Factor = 0.162972 dB

Location: 4.2, -25, 363.7 mm

Scans/y (transversal) fine 2mm 8 x 8/ABM Signal(x,y,z) (5x5x1):

Measurement grid: dx=10mm, dy=10mm

Signal Type: Audio File (.wav) 48k_voice_1kHz_1s.wav

Output Gain: 40.892

Measure Window Start: 0ms

Measure Window Length: 1000ms

BWC applied: 0.162972 dB

Unless otherwise stated the results shown in this test report refer only to the sample(s) tested and such sample(s) are retained for 90 days only. This test report cannot be reproduced, except in full, without prior written permission of the Company. 除非另有說明，此報告結果僅對測試之樣品負責，同時此樣品僅保留90天。本報告未經本公司書面許可，不可部份複製。

This document is issued by the Company subject to its General Conditions of Service (www.sgs.com/terms_and_conditions.htm) and Terms and Conditions for Electronic Documents (www.sgs.com/terms_e-document.htm). Attention is drawn to the limitations of liability, indemnification and jurisdictional issues established therein. Even if printed this electronic document is to be treated as an original within the meaning of UCP 600 article 20b. The authenticity of this document may be verified at www.sgsonsite.com/authentication. Any holder of this document is advised that information contained hereon reflects the Company's findings at the time of its intervention only and within the limits of client's instructions, if any. The Company's sole responsibility is to its Client and this document does not exonerate parties to a transaction from exercising all their rights and obligations under the transaction documents.

Device Reference Point: 0.000, 0.000, 353.7 mm

Cursor:

ABM1 comp = -9.96 dB A/m

BWC Factor = 0.162972 dB

Location: 4.2, -24.8, 363.7 mm

Scans/y (transversal) fine 2mm 8 x 8/ABM SNR(x,y,z) (5x5x1):

Measurement grid: dx=10mm, dy=10mm

Signal Type: Audio File (.wav) 48k_voice_1kHz_1s.wav

Output Gain: 40.892

Measure Window Start: 0ms

Measure Window Length: 1000ms

BWC applied: 0.162972 dB

Device Reference Point: 0.000, 0.000, 353.7 mm

Category	Telephone parameters WD signal quality [(signal+noise)-to-noise ratio in decibels]
Category T1	0 dB to 10 dB
Category T2	10 dB to 20 dB
Category T3	20 dB to 30 dB
Category T4	> 30 dB


Cursor:

ABM1/ABM2 = 33.1 dB

ABM1 comp = -10.3 dB A/m

BWC Factor = 0.162972 dB

Location: 2.2, -22.8, 363.7 mm



0 dB = 1.00A/m

Unless otherwise stated the results shown in this test report refer only to the sample(s) tested and such sample(s) are retained for 90 days only. This test report cannot be reproduced, except in full, without prior written permission of the Company. 除非另有說明，此報告結果僅對測試之樣品負責，同時此樣品僅保留90天。本報告未經本公司書面許可，不可部份複製。

This document is issued by the Company subject to its General Conditions of Service (www.sgs.com/terms_and_conditions.htm) and Terms and Conditions for Electronic Documents (www.sgs.com/terms_e-document.htm). Attention is drawn to the limitations of liability, indemnification and jurisdictional issues established therein. Even if printed this electronic document is to be treated as an original within the meaning of UCP 600 article 20b. The authenticity of this document may be verified at www.sgsonsite.com/authentication. Any holder of this document is advised that information contained hereon reflects the Company's findings at the time of its intervention only and within the limits of client's instructions, if any. The Company's sole responsibility is to its Client and this document does not exonerate parties to a transaction from exercising all their rights and obligations under the transaction documents.

Date/Time: 2009/3/26 04:49:20

T-Coil_PCS1900_CH661

DUT: MC9596;

Communication System: GSM1900; Frequency: 1880 MHz; Duty Cycle: 1:8.3

Medium: Air Medium parameters used: $\sigma = 0 \text{ mho/m}$, $\epsilon_r = 1$; $\rho = 1 \text{ kg/m}^3$

Phantom section: AMB with Coil Section

DASY4 Configuration:

- Probe: AM1DV2 - 1030; ; Calibrated: 2008/4/16
- Sensor-Surface: 0mm (Fix Surface)
- Electronics: DAE4 Sn547; Calibrated: 2009/1/20
- Phantom: HAC Test Arch with Coil; Type: SD HAC P01 BA; Serial: 100x
- Measurement SW: DASY4, V4.7 Build 80; Postprocessing SW: SEMCAD, V1.8 Build 186

Scans/z (axial) 4.2mm 50 x 50/ABM Signal(x,y,z) (13x13x1):

Measurement grid: dx=10mm, dy=10mm

Signal Type: Audio File (.wav) 48k_voice_1kHz_1s.wav

Output Gain: 40.892

Measure Window Start: 0ms

Measure Window Length: 1000ms

BWC applied: 0.165018 dB

Device Reference Point: 0.000, 0.000, 353.7 mm

Cursor:

ABM1 comp = -1.99 dB A/m

BWC Factor = 0.165018 dB

Location: 4.2, -16.7, 363.7 mm

Scans/z (axial) fine 2mm 8 x 8/ABM Signal(x,y,z) (5x5x1):

Measurement grid: dx=10mm, dy=10mm

Signal Type: Audio File (.wav) 48k_voice_1kHz_1s.wav

Output Gain: 40.892

Measure Window Start: 0ms

Unless otherwise stated the results shown in this test report refer only to the sample(s) tested and such sample(s) are retained for 90 days only. This test report cannot be reproduced, except in full, without prior written permission of the Company. 除非另有說明，此報告結果僅對測試之樣品負責，同時此樣品僅保留90天。本報告未經本公司書面許可，不可部份複製。

This document is issued by the Company subject to its General Conditions of Service (www.sgs.com/terms_and_conditions.htm) and Terms and Conditions for Electronic Documents (www.sgs.com/terms_e-document.htm). Attention is drawn to the limitations of liability, indemnification and jurisdictional issues established therein. Even if printed this electronic document is to be treated as an original within the meaning of UCP 600 article 20b. The authenticity of this document may be verified at www.sgsonsite.com/authentication. Any holder of this document is advised that information contained hereon reflects the Company's findings at the time of its intervention only and within the limits of client's instructions, if any. The Company's sole responsibility is to its Client and this document does not exonerate parties to a transaction from exercising all their rights and obligations under the transaction documents.

Measure Window Length: 1000ms
BWC applied: 0.165018 dB
Device Reference Point: 0.000, 0.000, 353.7 mm

Cursor:

ABM1 comp = -1.82 dB A/m
BWC Factor = 0.165018 dB
Location: 4.3, -16.5, 363.7 mm

Scans/z (axial) wideband at best S/N/ABM Signal(x,y,z) (1x1x1):

Measurement grid: dx=10mm, dy=10mm
Signal Type: Audio File (.wav) 48k_voice_300-3000_2s.wav
Output Gain: 80.084
Measure Window Start: 0ms
Measure Window Length: 2000ms
BWC applied: 10.8 dB
Device Reference Point: 0.000, 0.000, 353.7 mm

Cursor:

ABM1 comp = -4.06 dB A/m
BWC Factor = 10.8 dB
Location: 6.3, -14.5, 363.7 mm

Scans/z (axial) wideband at best S/N/ABM SNR(x,y,z) (1x1x1):

Measurement grid: dx=10mm, dy=10mm
Signal Type: Audio File (.wav) 48k_voice_300-3000_2s.wav
Output Gain: 80.084
Measure Window Start: 0ms
Measure Window Length: 2000ms
BWC applied: 10.8 dB
Device Reference Point: 0.000, 0.000, 353.7 mm

Category	Telephone parameters WD signal quality [(signal+noise)-to-noise ratio in decibels]
Category T1	0 dB to 10 dB
Category T2	10 dB to 20 dB
Category T3	20 dB to 30 dB
Category T4	> 30 dB

Cursor:

ABM1/ABM2 = 31.9 dB
ABM1 comp = -4.06 dB A/m
BWC Factor = 10.8 dB
Location: 6.3, -14.5, 363.7 mm

Unless otherwise stated the results shown in this test report refer only to the sample(s) tested and such sample(s) are retained for 90 days only. This test report cannot be reproduced, except in full, without prior written permission of the Company. 除非另有說明，此報告結果僅對測試之樣品負責，同時此樣品僅保留90天。本報告未經本公司書面許可，不可部份複製。

This document is issued by the Company subject to its General Conditions of Service (www.sgs.com/terms_and_conditions.htm) and Terms and Conditions for Electronic Documents (www.sgs.com/terms_e-document.htm). Attention is drawn to the limitations of liability, indemnification and jurisdictional issues established therein. Even if printed this electronic document is to be treated as an original within the meaning of UCP 600 article 20b. The authenticity of this document may be verified at www.sgsonsite.com/authentication. Any holder of this document is advised that information contained hereon reflects the Company's findings at the time of its intervention only and within the limits of client's instructions, if any. The Company's sole responsibility is to its Client and this document does not exonerate parties to a transaction from exercising all their rights and obligations under the transaction documents.

Scans/z (axial) wideband at best S/N/ABM Freq Resp(x,y,z,f) (1x1x1):

Measurement grid: dx=10mm, dy=10mm

Signal Type: Audio File (.wav) 48k_voice_300-3000_2s.wav

Output Gain: 80.084

Measure Window Start: 0ms

Measure Window Length: 2000ms

BWC applied: 10.8 dB


Device Reference Point: 0.000, 0.000, 353.7 mm

Cursor:

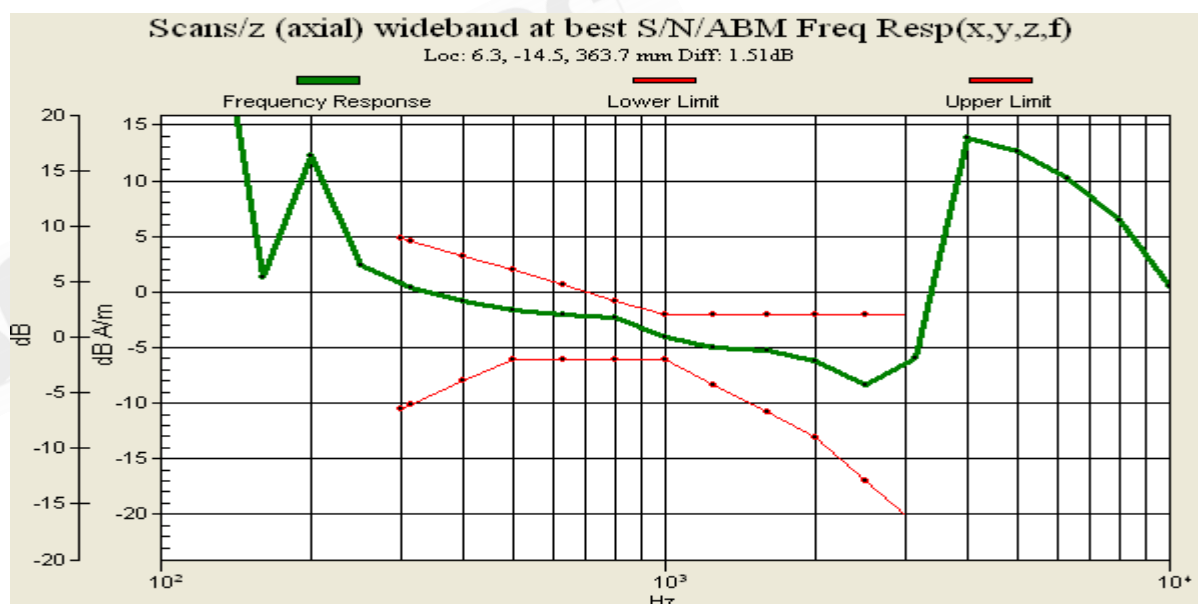
Diff = 1.51 dB

BWC Factor = 10.8 dB

Location: 6.3, -14.5, 363.7 mm



0 dB = 1.00A/m



Unless otherwise stated the results shown in this test report refer only to the sample(s) tested and such sample(s) are retained for 90 days only. This test report cannot be reproduced, except in full, without prior written permission of the Company. 除非另有說明，此報告結果僅對測試之樣品負責，同時此樣品僅保留90天。本報告未經本公司書面許可，不可部份複製。

This document is issued by the Company subject to its General Conditions of Service (www.sgs.com/terms_and_conditions.htm) and Terms and Conditions for Electronic Documents (www.sgs.com/terms_e-document.htm). Attention is drawn to the limitations of liability, indemnification and jurisdictional issues established therein. Even if printed this electronic document is to be treated as an original within the meaning of UCP 600 article 20b. The authenticity of this document may be verified at www.sgsonsite.com/authentication. Any holder of this document is advised that information contained hereon reflects the Company's findings at the time of its intervention only and within the limits of client's instructions, if any. The Company's sole responsibility is to its Client and this document does not exonerate parties to a transaction from exercising all their rights and obligations under the transaction documents.

T-Coil_PCS1900_CH661

DUT: MC9596;

Communication System: GSM1900; Frequency: 1880 MHz; Duty Cycle: 1:8.3

Medium: Air Medium parameters used: $\sigma = 0 \text{ mho/m}$, $\epsilon_r = 1$; $\rho = 1 \text{ kg/m}^3$

Phantom section: AMB with Coil Section

DASY4 Configuration:

- Probe: AM1DV2 - 1030; ; Calibrated: 2008/4/16
- Sensor-Surface: 0mm (Fix Surface)
- Electronics: DAE4 Sn547; Calibrated: 2009/1/20
- Phantom: HAC Test Arch with Coil; Type: SD HAC P01 BA; Serial: 100x
- Measurement SW: DASY4, V4.7 Build 80; Postprocessing SW: SEMCAD, V1.8 Build 186

Scans/x (longitudinal) 4.2mm 50 x 50/ABM Signal(x,y,z) (13x13x1):

Measurement grid: dx=10mm, dy=10mm

Signal Type: Audio File (.wav) 48k_voice_1kHz_1s.wav

Output Gain: 40.892

Measure Window Start: 0ms

Measure Window Length: 1000ms

BWC applied: 0.165018 dB

Device Reference Point: 0.000, 0.000, 353.7 mm

Cursor:

ABM1 comp = -9.97 dB A/m

BWC Factor = 0.165018 dB

Location: -8.3, -16.7, 363.7 mm

Scans/x (longitudinal) fine 2mm 8 x 8/ABM Signal(x,y,z) (5x5x1):

Measurement grid: dx=10mm, dy=10mm

Signal Type: Audio File (.wav) 48k_voice_1kHz_1s.wav

Output Gain: 40.892

Measure Window Start: 0ms

Measure Window Length: 1000ms

BWC applied: 0.165018 dB

Unless otherwise stated the results shown in this test report refer only to the sample(s) tested and such sample(s) are retained for 90 days only. This test report cannot be reproduced, except in full, without prior written permission of the Company. 除非另有說明，此報告結果僅對測試之樣品負責，同時此樣品僅保留90天。本報告未經本公司書面許可，不可部份複製。

This document is issued by the Company subject to its General Conditions of Service (www.sgs.com/terms_and_conditions.htm) and Terms and Conditions for Electronic Documents (www.sgs.com/terms_e-document.htm). Attention is drawn to the limitations of liability, indemnification and jurisdictional issues established therein. Even if printed this electronic document is to be treated as an original within the meaning of UCP 600 article 20b. The authenticity of this document may be verified at www.sgsonsite.com/authentication. Any holder of this document is advised that information contained hereon reflects the Company's findings at the time of its intervention only and within the limits of client's instructions, if any. The Company's sole responsibility is to its Client and this document does not exonerate parties to a transaction from exercising all their rights and obligations under the transaction documents.

Device Reference Point: 0.000, 0.000, 353.7 mm

Cursor:

ABM1 comp = -9.78 dB A/m

BWC Factor = 0.165018 dB

Location: -8.5, -14.5, 363.7 mm

Scans/x (longitudinal) fine 2mm 8 x 8/ABM SNR(x,y,z) (5x5x1):

Measurement grid: dx=10mm, dy=10mm

Signal Type: Audio File (.wav) 48k_voice_1kHz_1s.wav

Output Gain: 40.892

Measure Window Start: 0ms

Measure Window Length: 1000ms

BWC applied: 0.165018 dB

Device Reference Point: 0.000, 0.000, 353.7 mm

Category	Telephone parameters WD signal quality [(signal+noise)-to-noise ratio in decibels]
Category T1	0 dB to 10 dB
Category T2	10 dB to 20 dB
Category T3	20 dB to 30 dB
Category T4	> 30 dB

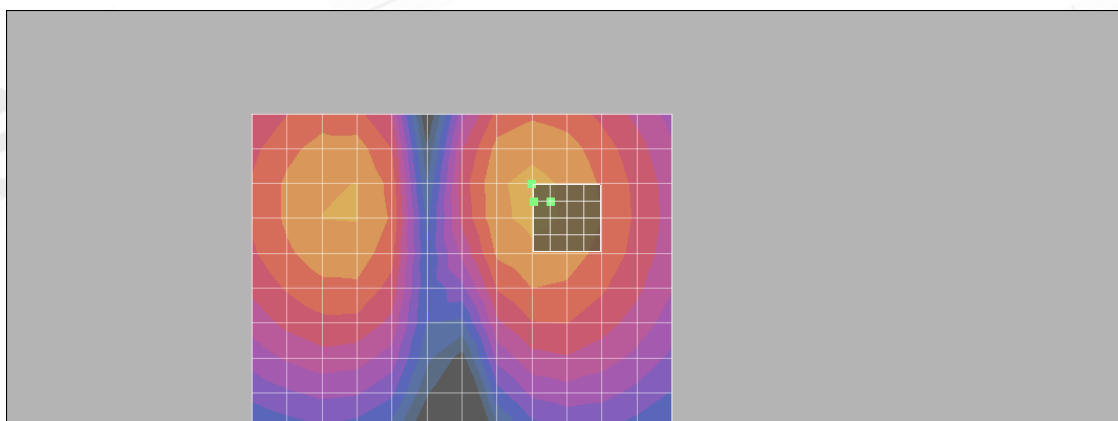
Cursor:

ABM1/ABM2 = 24.7 dB

ABM1 comp = -10.1 dB A/m

BWC Factor = 0.165018 dB

Location: -10.5, -14.5, 363.7 mm



0 dB = 1.00A/m

Unless otherwise stated the results shown in this test report refer only to the sample(s) tested and such sample(s) are retained for 90 days only. This test report cannot be reproduced, except in full, without prior written permission of the Company. 除非另有說明，此報告結果僅對測試之樣品負責，同時此樣品僅保留90天。本報告未經本公司書面許可，不可部份複製。

This document is issued by the Company subject to its General Conditions of Service (www.sgs.com/terms_and_conditions.htm) and Terms and Conditions for Electronic Documents (www.sgs.com/terms_e-document.htm). Attention is drawn to the limitations of liability, indemnification and jurisdictional issues established therein. Even if printed this electronic document is to be treated as an original within the meaning of UCP 600 article 20b. The authenticity of this document may be verified at www.sgsonsite.com/authentication. Any holder of this document is advised that information contained hereon reflects the Company's findings at the time of its intervention only and within the limits of client's instructions, if any. The Company's sole responsibility is to its Client and this document does not exonerate parties to a transaction from exercising all their rights and obligations under the transaction documents.

T-Coil_PCS1900_CH661

DUT: MC9596;

Communication System: GSM1900; Frequency: 1880 MHz; Duty Cycle: 1:8.3
Medium: Air Medium parameters used: $\sigma = 0 \text{ mho/m}$, $\epsilon_r = 1$; $\rho = 1 \text{ kg/m}^3$
Phantom section: AMB with Coil Section

DASY4 Configuration:

- Probe: AM1DV2 - 1030; ; Calibrated: 2008/4/16
- Sensor-Surface: 0mm (Fix Surface)
- Electronics: DAE4 Sn547; Calibrated: 2009/1/20
- Phantom: HAC Test Arch with Coil; Type: SD HAC P01 BA; Serial: 100x
- Measurement SW: DASY4, V4.7 Build 80; Postprocessing SW: SEMCAD, V1.8 Build 186

Scans/y (transversal) 4.2mm 50 x 50/ABM Signal(x,y,z) (13x13x1):

Measurement grid: dx=10mm, dy=10mm
Signal Type: Audio File (.wav) 48k_voice_1kHz_1s.wav
Output Gain: 40.892
Measure Window Start: 0ms
Measure Window Length: 1000ms
BWC applied: 0.165018 dB
Device Reference Point: 0.000, 0.000, 353.7 mm

Cursor:

ABM1 comp = -10.0 dB A/m
BWC Factor = 0.165018 dB
Location: 4.2, -25, 363.7 mm

Scans/y (transversal) fine 2mm 8 x 8/ABM Signal(x,y,z) (5x5x1):

Measurement grid: dx=10mm, dy=10mm
Signal Type: Audio File (.wav) 48k_voice_1kHz_1s.wav
Output Gain: 40.892
Measure Window Start: 0ms
Measure Window Length: 1000ms
BWC applied: 0.165018 dB

Unless otherwise stated the results shown in this test report refer only to the sample(s) tested and such sample(s) are retained for 90 days only. This test report cannot be reproduced, except in full, without prior written permission of the Company. 除非另有說明，此報告結果僅對測試之樣品負責，同時此樣品僅保留90天。本報告未經本公司書面許可，不可部份複製。

This document is issued by the Company subject to its General Conditions of Service (www.sgs.com/terms_and_conditions.htm) and Terms and Conditions for Electronic Documents (www.sgs.com/terms_e-document.htm). Attention is drawn to the limitations of liability, indemnification and jurisdictional issues established therein. Even if printed this electronic document is to be treated as an original within the meaning of UCP 600 article 20b. The authenticity of this document may be verified at www.sgsonsite.com/authentication. Any holder of this document is advised that information contained hereon reflects the Company's findings at the time of its intervention only and within the limits of client's instructions, if any. The Company's sole responsibility is to its Client and this document does not exonerate parties to a transaction from exercising all their rights and obligations under the transaction documents.

Device Reference Point: 0.000, 0.000, 353.7 mm

Cursor:

ABM1 comp = -9.96 dB A/m

BWC Factor = 0.165018 dB

Location: 4, -24.8, 363.7 mm

Scans/y (transversal) fine 2mm 8 x 8/ABM SNR(x,y,z) (5x5x1):

Measurement grid: dx=10mm, dy=10mm

Signal Type: Audio File (.wav) 48k_voice_1kHz_1s.wav

Output Gain: 40.892

Measure Window Start: 0ms

Measure Window Length: 1000ms

BWC applied: 0.165018 dB

Device Reference Point: 0.000, 0.000, 353.7 mm

Category	Telephone parameters WD signal quality [(signal+noise)-to-noise ratio in decibels]
Category T1	0 dB to 10 dB
Category T2	10 dB to 20 dB
Category T3	20 dB to 30 dB
Category T4	> 30 dB


Cursor:

ABM1/ABM2 = 33.0 dB

ABM1 comp = -11.3 dB A/m

BWC Factor = 0.165018 dB

Location: 2, -20.8, 363.7 mm



0 dB = 1.00A/m

Unless otherwise stated the results shown in this test report refer only to the sample(s) tested and such sample(s) are retained for 90 days only. This test report cannot be reproduced, except in full, without prior written permission of the Company. 除非另有說明，此報告結果僅對測試之樣品負責，同時此樣品僅保留90天。本報告未經本公司書面許可，不可部份複製。

This document is issued by the Company subject to its General Conditions of Service (www.sgs.com/terms_and_conditions.htm) and Terms and Conditions for Electronic Documents (www.sgs.com/terms_e-document.htm). Attention is drawn to the limitations of liability, indemnification and jurisdictional issues established therein. Even if printed this electronic document is to be treated as an original within the meaning of UCP 600 article 20b. The authenticity of this document may be verified at www.sgsonsite.com/authentication. Any holder of this document is advised that information contained hereon reflects the Company's findings at the time of its intervention only and within the limits of client's instructions, if any. The Company's sole responsibility is to its Client and this document does not exonerate parties to a transaction from exercising all their rights and obligations under the transaction documents.

Date/Time: 2009/3/26 05:36:49

T-Coil_PCS1900_CH810

DUT: MC9596;

Communication System: GSM1900; Frequency: 1909.8 MHz; Duty Cycle: 1:8.3

Medium: Air Medium parameters used: $\sigma = 0$ mho/m, $\epsilon_r = 1$; $\rho = 1$ kg/m³

Phantom section: AMB with Coil Section

DASY4 Configuration:

- Probe: AM1DV2 - 1030; ; Calibrated: 2008/4/16
- Sensor-Surface: 0mm (Fix Surface)
- Electronics: DAE4 Sn547; Calibrated: 2009/1/20
- Phantom: HAC Test Arch with Coil; Type: SD HAC P01 BA; Serial: 100x
- Measurement SW: DASY4, V4.7 Build 80; Postprocessing SW: SEMCAD, V1.8 Build 186

Scans/z (axial) 4.2mm 50 x 50/ABM Signal(x,y,z) (13x13x1):

Measurement grid: dx=10mm, dy=10mm

Signal Type: Audio File (.wav) 48k_voice_1kHz_1s.wav

Output Gain: 40.892

Measure Window Start: 0ms

Measure Window Length: 1000ms

BWC applied: 0.16604 dB

Device Reference Point: 0.000, 0.000, 353.7 mm

Cursor:

ABM1 comp = -1.96 dB A/m

BWC Factor = 0.16604 dB

Location: 4.2, -16.7, 363.7 mm

Scans/z (axial) fine 2mm 8 x 8/ABM Signal(x,y,z) (5x5x1):

Measurement grid: dx=10mm, dy=10mm

Signal Type: Audio File (.wav) 48k_voice_1kHz_1s.wav

Output Gain: 40.892

Measure Window Start: 0ms

Measure Window Length: 1000ms

Unless otherwise stated the results shown in this test report refer only to the sample(s) tested and such sample(s) are retained for 90 days only. This test report cannot be reproduced, except in full, without prior written permission of the Company. 除非另有說明，此報告結果僅對測試之樣品負責，同時此樣品僅保留90天。本報告未經本公司書面許可，不可部份複製。

This document is issued by the Company subject to its General Conditions of Service (www.sgs.com/terms_and_conditions.htm) and Terms and Conditions for Electronic Documents (www.sgs.com/terms_e-document.htm). Attention is drawn to the limitations of liability, indemnification and jurisdictional issues established therein. Even if printed this electronic document is to be treated as an original within the meaning of UCP 600 article 20b. The authenticity of this document may be verified at www.sgsonsite.com/authentication. Any holder of this document is advised that information contained hereon reflects the Company's findings at the time of its intervention only and within the limits of client's instructions, if any. The Company's sole responsibility is to its Client and this document does not exonerate parties to a transaction from exercising all their rights and obligations under the transaction documents.

BWC applied: 0.16604 dB
Device Reference Point: 0.000, 0.000, 353.7 mm

Cursor:

ABM1 comp = -2.03 dB A/m
BWC Factor = 0.16604 dB
Location: 4.2, -16.8, 363.7 mm

Scans/z (axial) wideband at best S/N/ABM Signal(x,y,z) (1x1x1):

Measurement grid: dx=10mm, dy=10mm
Signal Type: Audio File (.wav) 48k_voice_300-3000_2s.wav
Output Gain: 80.084
Measure Window Start: 0ms
Measure Window Length: 2000ms
BWC applied: 10.8 dB
Device Reference Point: 0.000, 0.000, 353.7 mm

Cursor:

ABM1 comp = -4.75 dB A/m
BWC Factor = 10.8 dB
Location: 4.2, -18.8, 363.7 mm

Scans/z (axial) wideband at best S/N/ABM SNR(x,y,z) (1x1x1):

Measurement grid: dx=10mm, dy=10mm
Signal Type: Audio File (.wav) 48k_voice_300-3000_2s.wav
Output Gain: 80.084
Measure Window Start: 0ms
Measure Window Length: 2000ms
BWC applied: 10.8 dB
Device Reference Point: 0.000, 0.000, 353.7 mm

Category	Telephone parameters WD signal quality [(signal+noise)-to-noise ratio in decibels]
Category T1	0 dB to 10 dB
Category T2	10 dB to 20 dB
Category T3	20 dB to 30 dB
Category T4	> 30 dB

Cursor:

ABM1/ABM2 = 31.7 dB
ABM1 comp = -4.75 dB A/m
BWC Factor = 10.8 dB
Location: 4.2, -18.8, 363.7 mm

Unless otherwise stated the results shown in this test report refer only to the sample(s) tested and such sample(s) are retained for 90 days only. This test report cannot be reproduced, except in full, without prior written permission of the Company. 除非另有說明，此報告結果僅對測試之樣品負責，同時此樣品僅保留90天。本報告未經本公司書面許可，不可部份複製。

This document is issued by the Company subject to its General Conditions of Service (www.sgs.com/terms_and_conditions.htm) and Terms and Conditions for Electronic Documents (www.sgs.com/terms_e-document.htm). Attention is drawn to the limitations of liability, indemnification and jurisdictional issues established therein. Even if printed this electronic document is to be treated as an original within the meaning of UCP 600 article 20b. The authenticity of this document may be verified at www.sgsonsite.com/authentication. Any holder of this document is advised that information contained hereon reflects the Company's findings at the time of its intervention only and within the limits of client's instructions, if any. The Company's sole responsibility is to its Client and this document does not exonerate parties to a transaction from exercising all their rights and obligations under the transaction documents.

Scans/z (axial) wideband at best S/N/ABM Freq Resp(x,y,z,f) (1x1x1):

Measurement grid: dx=10mm, dy=10mm

Signal Type: Audio File (.wav) 48k_voice_300-3000_2s.wav

Output Gain: 80.084

Measure Window Start: 0ms

Measure Window Length: 2000ms

BWC applied: 10.8 dB

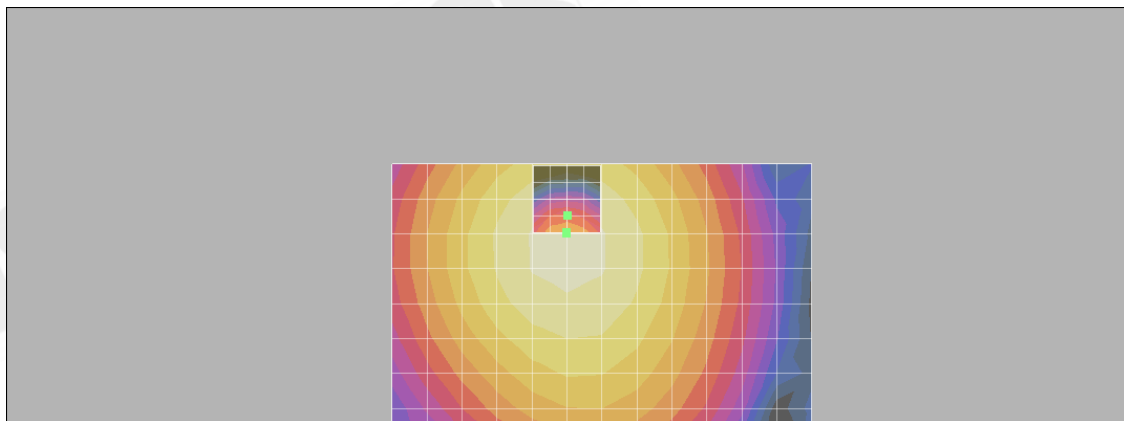
Device Reference Point: 0.000, 0.000, 353.7 mm

Cursor:

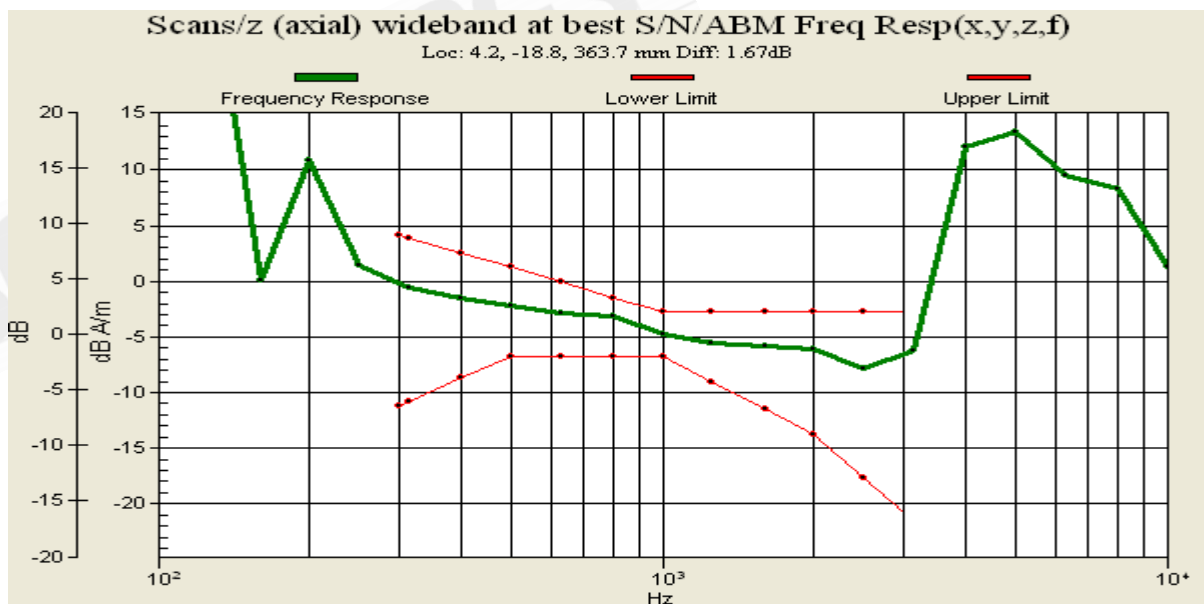
Diff = 1.67 dB

BWC Factor = 10.8 dB

Location: 4.2, -18.8, 363.7 mm



0 dB = 1.00A/m



Unless otherwise stated the results shown in this test report refer only to the sample(s) tested and such sample(s) are retained for 90 days only. This test report cannot be reproduced, except in full, without prior written permission of the Company. 除非另有說明，此報告結果僅對測試之樣品負責，同時此樣品僅保留90天。本報告未經本公司書面許可，不可部份複製。

This document is issued by the Company subject to its General Conditions of Service (www.sgs.com/terms_and_conditions.htm) and Terms and Conditions for Electronic Documents (www.sgs.com/terms_e-document.htm). Attention is drawn to the limitations of liability, indemnification and jurisdictional issues established therein. Even if printed this electronic document is to be treated as an original within the meaning of UCP 600 article 20b. The authenticity of this document may be verified at www.sgsonsite.com/authentication. Any holder of this document is advised that information contained hereon reflects the Company's findings at the time of its intervention only and within the limits of client's instructions, if any. The Company's sole responsibility is to its Client and this document does not exonerate parties to a transaction from exercising all their rights and obligations under the transaction documents.

T-Coil_PCS1900_CH810

DUT: MC9596;

Communication System: GSM1900; Frequency: 1909.8 MHz; Duty Cycle: 1:8.3

Medium: Air Medium parameters used: $\sigma = 0$ mho/m, $\epsilon_r = 1$; $\rho = 1$ kg/m³

Phantom section: AMB with Coil Section

DASY4 Configuration:

- Probe: AM1DV2 - 1030; ; Calibrated: 2008/4/16
- Sensor-Surface: 0mm (Fix Surface)
- Electronics: DAE4 Sn547; Calibrated: 2009/1/20
- Phantom: HAC Test Arch with Coil; Type: SD HAC P01 BA; Serial: 100x
- Measurement SW: DASY4, V4.7 Build 80; Postprocessing SW: SEMCAD, V1.8 Build 186

Scans/x (longitudinal) 4.2mm 50 x 50/ABM Signal(x,y,z) (13x13x1):

Measurement grid: dx=10mm, dy=10mm

Signal Type: Audio File (.wav) 48k_voice_1kHz_1s.wav

Output Gain: 40.892

Measure Window Start: 0ms

Measure Window Length: 1000ms

BWC applied: 0.16604 dB

Device Reference Point: 0.000, 0.000, 353.7 mm

Cursor:

ABM1 comp = -9.78 dB A/m

BWC Factor = 0.16604 dB

Location: -8.3, -12.5, 363.7 mm

Scans/x (longitudinal) fine 2mm 8 x 8/ABM Signal(x,y,z) (5x5x1):

Measurement grid: dx=10mm, dy=10mm

Signal Type: Audio File (.wav) 48k_voice_1kHz_1s.wav

Output Gain: 40.892

Measure Window Start: 0ms

Measure Window Length: 1000ms

BWC applied: 0.16604 dB

Unless otherwise stated the results shown in this test report refer only to the sample(s) tested and such sample(s) are retained for 90 days only. This test report cannot be reproduced, except in full, without prior written permission of the Company. 除非另有說明，此報告結果僅對測試之樣品負責，同時此樣品僅保留90天。本報告未經本公司書面許可，不可部份複製。

This document is issued by the Company subject to its General Conditions of Service (www.sgs.com/terms_and_conditions.htm) and Terms and Conditions for Electronic Documents (www.sgs.com/terms_e-document.htm). Attention is drawn to the limitations of liability, indemnification and jurisdictional issues established therein. Even if printed this electronic document is to be treated as an original within the meaning of UCP 600 article 20b. The authenticity of this document may be verified at www.sgsonsite.com/authentication. Any holder of this document is advised that information contained hereon reflects the Company's findings at the time of its intervention only and within the limits of client's instructions, if any. The Company's sole responsibility is to its Client and this document does not exonerate parties to a transaction from exercising all their rights and obligations under the transaction documents.

Device Reference Point: 0.000, 0.000, 353.7 mm

Cursor:

ABM1 comp = -9.80 dB A/m

BWC Factor = 0.16604 dB

Location: -8.3, -16.5, 363.7 mm

Scans/x (longitudinal) fine 2mm 8 x 8/ABM SNR(x,y,z) (5x5x1):

Measurement grid: dx=10mm, dy=10mm

Signal Type: Audio File (.wav) 48k_voice_1kHz_1s.wav

Output Gain: 40.892

Measure Window Start: 0ms

Measure Window Length: 1000ms

BWC applied: 0.16604 dB

Device Reference Point: 0.000, 0.000, 353.7 mm

Category	Telephone parameters WD signal quality [(signal+noise)-to-noise ratio in decibels]
Category T1	0 dB to 10 dB
Category T2	10 dB to 20 dB
Category T3	20 dB to 30 dB
Category T4	> 30 dB

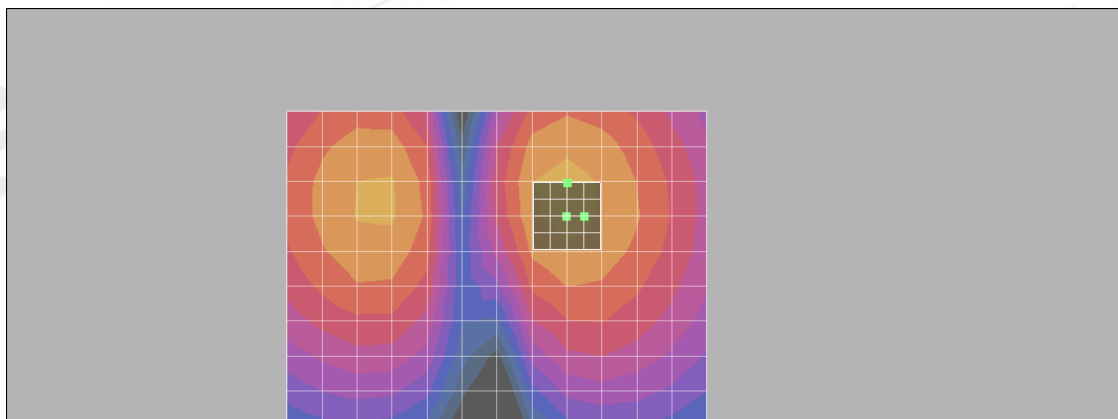
Cursor:

ABM1/ABM2 = 24.3 dB

ABM1 comp = -10.2 dB A/m

BWC Factor = 0.16604 dB

Location: -10.3, -12.5, 363.7 mm



0 dB = 1.00A/m

Unless otherwise stated the results shown in this test report refer only to the sample(s) tested and such sample(s) are retained for 90 days only. This test report cannot be reproduced, except in full, without prior written permission of the Company. 除非另有說明，此報告結果僅對測試之樣品負責，同時此樣品僅保留90天。本報告未經本公司書面許可，不可部份複製。

This document is issued by the Company subject to its General Conditions of Service (www.sgs.com/terms_and_conditions.htm) and Terms and Conditions for Electronic Documents (www.sgs.com/terms_e-document.htm). Attention is drawn to the limitations of liability, indemnification and jurisdictional issues established therein. Even if printed this electronic document is to be treated as an original within the meaning of UCP 600 article 20b. The authenticity of this document may be verified at www.sgsonsite.com/authentication. Any holder of this document is advised that information contained hereon reflects the Company's findings at the time of its intervention only and within the limits of client's instructions, if any. The Company's sole responsibility is to its Client and this document does not exonerate parties to a transaction from exercising all their rights and obligations under the transaction documents.

T-Coil_PCS1900_CH810

DUT: MC9596;

Communication System: GSM1900; Frequency: 1909.8 MHz; Duty Cycle: 1:8.3

Medium: Air Medium parameters used: $\sigma = 0$ mho/m, $\epsilon_r = 1$; $\rho = 1$ kg/m³

Phantom section: AMB with Coil Section

DASY4 Configuration:

- Probe: AM1DV2 - 1030; ; Calibrated: 2008/4/16
- Sensor-Surface: 0mm (Fix Surface)
- Electronics: DAE4 Sn547; Calibrated: 2009/1/20
- Phantom: HAC Test Arch with Coil; Type: SD HAC P01 BA; Serial: 100x
- Measurement SW: DASY4, V4.7 Build 80; Postprocessing SW: SEMCAD, V1.8 Build 186

Scans/y (transversal) 4.2mm 50 x 50/ABM Signal(x,y,z) (13x13x1):

Measurement grid: dx=10mm, dy=10mm

Signal Type: Audio File (.wav) 48k_voice_1kHz_1s.wav

Output Gain: 40.892

Measure Window Start: 0ms

Measure Window Length: 1000ms

BWC applied: 0.16604 dB

Device Reference Point: 0.000, 0.000, 353.7 mm

Cursor:

ABM1 comp = -9.86 dB A/m

BWC Factor = 0.16604 dB

Location: 4.2, -25, 363.7 mm

Scans/y (transversal) fine 2mm 8 x 8/ABM Signal(x,y,z) (5x5x1):

Measurement grid: dx=10mm, dy=10mm

Signal Type: Audio File (.wav) 48k_voice_1kHz_1s.wav

Output Gain: 40.892

Measure Window Start: 0ms

Measure Window Length: 1000ms

BWC applied: 0.16604 dB

Unless otherwise stated the results shown in this test report refer only to the sample(s) tested and such sample(s) are retained for 90 days only. This test report cannot be reproduced, except in full, without prior written permission of the Company. 除非另有說明，此報告結果僅對測試之樣品負責，同時此樣品僅保留90天。本報告未經本公司書面許可，不可部份複製。

This document is issued by the Company subject to its General Conditions of Service (www.sgs.com/terms_and_conditions.htm) and Terms and Conditions for Electronic Documents (www.sgs.com/terms_e-document.htm). Attention is drawn to the limitations of liability, indemnification and jurisdictional issues established therein. Even if printed this electronic document is to be treated as an original within the meaning of UCP 600 article 20b. The authenticity of this document may be verified at www.sgsonsite.com/authentication. Any holder of this document is advised that information contained hereon reflects the Company's findings at the time of its intervention only and within the limits of client's instructions, if any. The Company's sole responsibility is to its Client and this document does not exonerate parties to a transaction from exercising all their rights and obligations under the transaction documents.

Device Reference Point: 0.000, 0.000, 353.7 mm

Cursor:

ABM1 comp = -9.98 dB A/m

BWC Factor = 0.16604 dB

Location: 2, -24.8, 363.7 mm

Scans/y (transversal) fine 2mm 8 x 8/ABM SNR(x,y,z) (5x5x1):

Measurement grid: dx=10mm, dy=10mm

Signal Type: Audio File (.wav) 48k_voice_1kHz_1s.wav

Output Gain: 40.892

Measure Window Start: 0ms

Measure Window Length: 1000ms

BWC applied: 0.16604 dB

Device Reference Point: 0.000, 0.000, 353.7 mm

Category	Telephone parameters WD signal quality [(signal+noise)-to-noise ratio in decibels]
Category T1	0 dB to 10 dB
Category T2	10 dB to 20 dB
Category T3	20 dB to 30 dB
Category T4	> 30 dB


Cursor:

ABM1/ABM2 = 33.1 dB

ABM1 comp = -10.8 dB A/m

BWC Factor = 0.16604 dB

Location: 0, -22.8, 363.7 mm



0 dB = 1.00A/m

Unless otherwise stated the results shown in this test report refer only to the sample(s) tested and such sample(s) are retained for 90 days only. This test report cannot be reproduced, except in full, without prior written permission of the Company. 除非另有說明，此報告結果僅對測試之樣品負責，同時此樣品僅保留90天。本報告未經本公司書面許可，不可部份複製。

This document is issued by the Company subject to its General Conditions of Service (www.sgs.com/terms_and_conditions.htm) and Terms and Conditions for Electronic Documents (www.sgs.com/terms_e-document.htm). Attention is drawn to the limitations of liability, indemnification and jurisdictional issues established therein. Even if printed this electronic document is to be treated as an original within the meaning of UCP 600 article 20b. The authenticity of this document may be verified at www.sgsonsite.com/authentication. Any holder of this document is advised that information contained hereon reflects the Company's findings at the time of its intervention only and within the limits of client's instructions, if any. The Company's sole responsibility is to its Client and this document does not exonerate parties to a transaction from exercising all their rights and obligations under the transaction documents.

Date/Time: 2009/3/26 06:26:42

T-Coil_WCDMA B2_CH9262

DUT: MC9596;

Communication System: WCDMA BAND2; Frequency: 1852.4 MHz; Duty Cycle: 1:1
Medium: Air Medium parameters used: $\sigma = 0$ mho/m, $\epsilon_r = 1$; $\rho = 1$ kg/m³
Phantom section: AMB with Coil Section

DASY4 Configuration:

- Probe: AM1DV2 - 1030; ; Calibrated: 2008/4/16
- Sensor-Surface: 0mm (Fix Surface)
- Electronics: DAE4 Sn547; Calibrated: 2009/1/20
- Phantom: HAC Test Arch with Coil; Type: SD HAC P01 BA; Serial: 100x
- Measurement SW: DASY4, V4.7 Build 80; Postprocessing SW: SEMCAD, V1.8 Build 186

Scans/z (axial) 4.2mm 50 x 50/ABM Signal(x,y,z) (13x13x1):

Measurement grid: dx=10mm, dy=10mm
Signal Type: Audio File (.wav) 48k_voice_1kHz_1s.wav
Output Gain: 40.892
Measure Window Start: 0ms
Measure Window Length: 1000ms
BWC applied: 0.163995 dB
Device Reference Point: 0.000, 0.000, 353.7 mm

Cursor:

ABM1 comp = -1.30 dB A/m
BWC Factor = 0.163995 dB
Location: 4.2, -16.7, 363.7 mm

Scans/z (axial) fine 2mm 8 x 8/ABM Signal(x,y,z) (5x5x1):

Measurement grid: dx=10mm, dy=10mm
Signal Type: Audio File (.wav) 48k_voice_1kHz_1s.wav
Output Gain: 40.892
Measure Window Start: 0ms
Measure Window Length: 1000ms

Unless otherwise stated the results shown in this test report refer only to the sample(s) tested and such sample(s) are retained for 90 days only. This test report cannot be reproduced, except in full, without prior written permission of the Company. 除非另有說明，此報告結果僅對測試之樣品負責，同時此樣品僅保留90天。本報告未經本公司書面許可，不可部份複製。

This document is issued by the Company subject to its General Conditions of Service (www.sgs.com/terms_and_conditions.htm) and Terms and Conditions for Electronic Documents (www.sgs.com/terms_e-document.htm). Attention is drawn to the limitations of liability, indemnification and jurisdictional issues established therein. Even if printed this electronic document is to be treated as an original within the meaning of UCP 600 article 20b. The authenticity of this document may be verified at www.sgsonsite.com/authentication. Any holder of this document is advised that information contained hereon reflects the Company's findings at the time of its intervention only and within the limits of client's instructions, if any. The Company's sole responsibility is to its Client and this document does not exonerate parties to a transaction from exercising all their rights and obligations under the transaction documents.

BWC applied: 0.163995 dB
Device Reference Point: 0.000, 0.000, 353.7 mm

Cursor:

ABM1 comp = -1.14 dB A/m
BWC Factor = 0.163995 dB
Location: 4.3, -14.5, 363.7 mm

Scans/z (axial) wideband at best S/N/ABM Signal(x,y,z) (1x1x1):

Measurement grid: dx=10mm, dy=10mm
Signal Type: Audio File (.wav) 48k_voice_300-3000_2s.wav
Output Gain: 80.084
Measure Window Start: 0ms
Measure Window Length: 2000ms
BWC applied: 10.8 dB
Device Reference Point: 0.000, 0.000, 353.7 mm

Cursor:

ABM1 comp = -5.74 dB A/m
BWC Factor = 10.8 dB
Location: 6.3, -10.5, 363.7 mm

Scans/z (axial) wideband at best S/N/ABM SNR(x,y,z) (1x1x1):

Measurement grid: dx=10mm, dy=10mm
Signal Type: Audio File (.wav) 48k_voice_300-3000_2s.wav
Output Gain: 80.084
Measure Window Start: 0ms
Measure Window Length: 2000ms
BWC applied: 10.8 dB
Device Reference Point: 0.000, 0.000, 353.7 mm

Category	Telephone parameters WD signal quality [(signal+noise)-to-noise ratio in decibels]
Category T1	0 dB to 10 dB
Category T2	10 dB to 20 dB
Category T3	20 dB to 30 dB
Category T4	> 30 dB

Cursor:

ABM1/ABM2 = 31.2 dB
ABM1 comp = -5.74 dB A/m
BWC Factor = 10.8 dB
Location: 6.3, -10.5, 363.7 mm

Unless otherwise stated the results shown in this test report refer only to the sample(s) tested and such sample(s) are retained for 90 days only. This test report cannot be reproduced, except in full, without prior written permission of the Company. 除非另有說明，此報告結果僅對測試之樣品負責，同時此樣品僅保留90天。本報告未經本公司書面許可，不可部份複製。

This document is issued by the Company subject to its General Conditions of Service (www.sgs.com/terms_and_conditions.htm) and Terms and Conditions for Electronic Documents (www.sgs.com/terms_e-document.htm). Attention is drawn to the limitations of liability, indemnification and jurisdictional issues established therein. Even if printed this electronic document is to be treated as an original within the meaning of UCP 600 article 20b. The authenticity of this document may be verified at www.sgsonsite.com/authentication. Any holder of this document is advised that information contained hereon reflects the Company's findings at the time of its intervention only and within the limits of client's instructions, if any. The Company's sole responsibility is to its Client and this document does not exonerate parties to a transaction from exercising all their rights and obligations under the transaction documents.

Scans/z (axial) wideband at best S/N/ABM Freq Resp(x,y,z,f) (1x1x1):

Measurement grid: dx=10mm, dy=10mm

Signal Type: Audio File (.wav) 48k_voice_300-3000_2s.wav

Output Gain: 80.084

Measure Window Start: 0ms

Measure Window Length: 2000ms

BWC applied: 10.8 dB


Device Reference Point: 0.000, 0.000, 353.7 mm

Cursor:

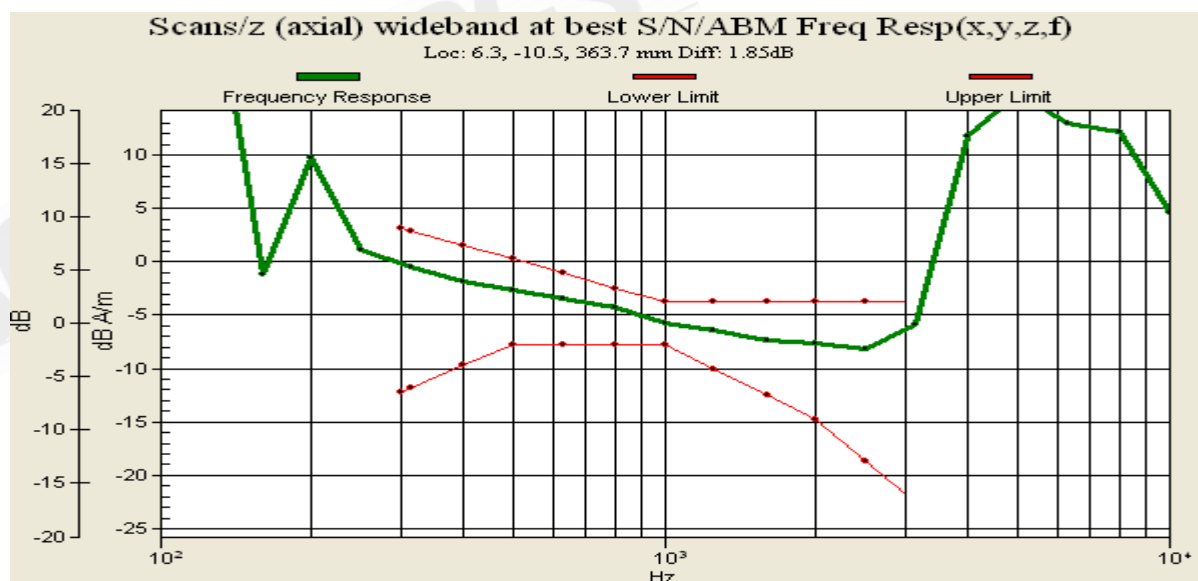
Diff = 1.85 dB

BWC Factor = 10.8 dB

Location: 6.3, -10.5, 363.7 mm



0 dB = 1.00A/m



Unless otherwise stated the results shown in this test report refer only to the sample(s) tested and such sample(s) are retained for 90 days only. This test report cannot be reproduced, except in full, without prior written permission of the Company. 除非另有說明，此報告結果僅對測試之樣品負責，同時此樣品僅保留90天。本報告未經本公司書面許可，不可部份複製。

This document is issued by the Company subject to its General Conditions of Service (www.sgs.com/terms_and_conditions.htm) and Terms and Conditions for Electronic Documents (www.sgs.com/terms_e-document.htm). Attention is drawn to the limitations of liability, indemnification and jurisdictional issues established therein. Even if printed this electronic document is to be treated as an original within the meaning of UCP 600 article 20b. The authenticity of this document may be verified at www.sgsonsite.com/authentication. Any holder of this document is advised that information contained hereon reflects the Company's findings at the time of its intervention only and within the limits of client's instructions, if any. The Company's sole responsibility is to its Client and this document does not exonerate parties to a transaction from exercising all their rights and obligations under the transaction documents.

T-Coil_WCDMA B2_CH9262

DUT: MC9596;

Communication System: WCDMA BAND2; Frequency: 1852.4 MHz; Duty Cycle: 1:1

Medium: Air Medium parameters used: $\sigma = 0$ mho/m, $\epsilon_r = 1$; $\rho = 1$ kg/m³

Phantom section: AMB with Coil Section

DASY4 Configuration:

- Probe: AM1DV2 - 1030; ; Calibrated: 2008/4/16
- Sensor-Surface: 0mm (Fix Surface)
- Electronics: DAE4 Sn547; Calibrated: 2009/1/20
- Phantom: HAC Test Arch with Coil; Type: SD HAC P01 BA; Serial: 100x
- Measurement SW: DASY4, V4.7 Build 80; Postprocessing SW: SEMCAD, V1.8 Build 186

Scans/x (longitudinal) 4.2mm 50 x 50/ABM Signal(x,y,z) (13x13x1):

Measurement grid: dx=10mm, dy=10mm

Signal Type: Audio File (.wav) 48k_voice_1kHz_1s.wav

Output Gain: 40.892

Measure Window Start: 0ms

Measure Window Length: 1000ms

BWC applied: 0.163995 dB

Device Reference Point: 0.000, 0.000, 353.7 mm

Cursor:

ABM1 comp = -9.29 dB A/m

BWC Factor = 0.163995 dB

Location: -8.3, -12.5, 363.7 mm

Scans/x (longitudinal) fine 2mm 8 x 8/ABM Signal(x,y,z) (5x5x1):

Measurement grid: dx=10mm, dy=10mm

Signal Type: Audio File (.wav) 48k_voice_1kHz_1s.wav

Output Gain: 40.892

Measure Window Start: 0ms

Measure Window Length: 1000ms

BWC applied: 0.163995 dB

Unless otherwise stated the results shown in this test report refer only to the sample(s) tested and such sample(s) are retained for 90 days only. This test report cannot be reproduced, except in full, without prior written permission of the Company. 除非另有說明，此報告結果僅對測試之樣品負責，同時此樣品僅保留90天。本報告未經本公司書面許可，不可部份複製。

This document is issued by the Company subject to its General Conditions of Service (www.sgs.com/terms_and_conditions.htm) and Terms and Conditions for Electronic Documents (www.sgs.com/terms_e-document.htm). Attention is drawn to the limitations of liability, indemnification and jurisdictional issues established therein. Even if printed this electronic document is to be treated as an original within the meaning of UCP 600 article 20b. The authenticity of this document may be verified at www.sgsonsite.com/authentication. Any holder of this document is advised that information contained hereon reflects the Company's findings at the time of its intervention only and within the limits of client's instructions, if any. The Company's sole responsibility is to its Client and this document does not exonerate parties to a transaction from exercising all their rights and obligations under the transaction documents.

Device Reference Point: 0.000, 0.000, 353.7 mm

Cursor:

ABM1 comp = -9.31 dB A/m

BWC Factor = 0.163995 dB

Location: -8.3, -12.5, 363.7 mm

Scans/x (longitudinal) fine 2mm 8 x 8/ABM SNR(x,y,z) (5x5x1):

Measurement grid: dx=10mm, dy=10mm

Signal Type: Audio File (.wav) 48k_voice_1kHz_1s.wav

Output Gain: 40.892

Measure Window Start: 0ms

Measure Window Length: 1000ms

BWC applied: 0.163995 dB

Device Reference Point: 0.000, 0.000, 353.7 mm

Category	Telephone parameters WD signal quality [(signal+noise)-to-noise ratio in decibels]
Category T1	0 dB to 10 dB
Category T2	10 dB to 20 dB
Category T3	20 dB to 30 dB
Category T4	> 30 dB

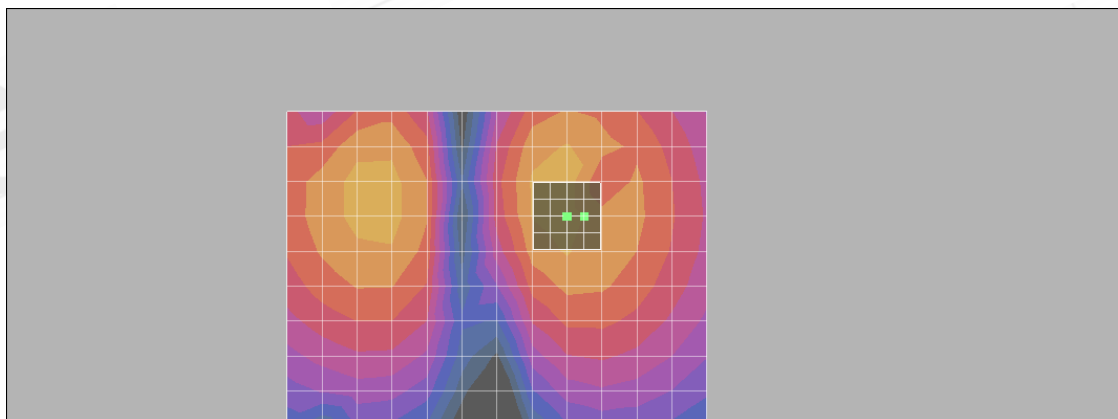
Cursor:

ABM1/ABM2 = 24.2 dB

ABM1 comp = -9.59 dB A/m

BWC Factor = 0.163995 dB

Location: -10.3, -12.5, 363.7 mm



0 dB = 1.00A/m

Unless otherwise stated the results shown in this test report refer only to the sample(s) tested and such sample(s) are retained for 90 days only. This test report cannot be reproduced, except in full, without prior written permission of the Company. 除非另有說明，此報告結果僅對測試之樣品負責，同時此樣品僅保留90天。本報告未經本公司書面許可，不可部份複製。

This document is issued by the Company subject to its General Conditions of Service (www.sgs.com/terms_and_conditions.htm) and Terms and Conditions for Electronic Documents (www.sgs.com/terms_e-document.htm). Attention is drawn to the limitations of liability, indemnification and jurisdictional issues established therein. Even if printed this electronic document is to be treated as an original within the meaning of UCP 600 article 20b. The authenticity of this document may be verified at www.sgsonsite.com/authentication. Any holder of this document is advised that information contained hereon reflects the Company's findings at the time of its intervention only and within the limits of client's instructions, if any. The Company's sole responsibility is to its Client and this document does not exonerate parties to a transaction from exercising all their rights and obligations under the transaction documents.

T-Coil_WCDMA B2_CH9262

DUT: MC9596;

Communication System: WCDMA BAND2; Frequency: 1852.4 MHz; Duty Cycle: 1:1

Medium: Air Medium parameters used: $\sigma = 0$ mho/m, $\epsilon_r = 1$; $\rho = 1$ kg/m³

Phantom section: AMB with Coil Section

DASY4 Configuration:

- Probe: AM1DV2 - 1030; ; Calibrated: 2008/4/16
- Sensor-Surface: 0mm (Fix Surface)
- Electronics: DAE4 Sn547; Calibrated: 2009/1/20
- Phantom: HAC Test Arch with Coil; Type: SD HAC P01 BA; Serial: 100x
- Measurement SW: DASY4, V4.7 Build 80; Postprocessing SW: SEMCAD, V1.8 Build 186

Scans/y (transversal) 4.2mm 50 x 50/ABM Signal(x,y,z) (13x13x1):

Measurement grid: dx=10mm, dy=10mm

Signal Type: Audio File (.wav) 48k_voice_1kHz_1s.wav

Output Gain: 40.892

Measure Window Start: 0ms

Measure Window Length: 1000ms

BWC applied: 0.163995 dB

Device Reference Point: 0.000, 0.000, 353.7 mm

Cursor:

ABM1 comp = -9.29 dB A/m

BWC Factor = 0.163995 dB

Location: 4.2, -25, 363.7 mm

Scans/y (transversal) fine 2mm 8 x 8/ABM Signal(x,y,z) (5x5x1):

Measurement grid: dx=10mm, dy=10mm

Signal Type: Audio File (.wav) 48k_voice_1kHz_1s.wav

Output Gain: 40.892

Measure Window Start: 0ms

Measure Window Length: 1000ms

BWC applied: 0.163995 dB

Unless otherwise stated the results shown in this test report refer only to the sample(s) tested and such sample(s) are retained for 90 days only. This test report cannot be reproduced, except in full, without prior written permission of the Company. 除非另有說明，此報告結果僅對測試之樣品負責，同時此樣品僅保留90天。本報告未經本公司書面許可，不可部份複製。

This document is issued by the Company subject to its General Conditions of Service (www.sgs.com/terms_and_conditions.htm) and Terms and Conditions for Electronic Documents (www.sgs.com/terms_e-document.htm). Attention is drawn to the limitations of liability, indemnification and jurisdictional issues established therein. Even if printed this electronic document is to be treated as an original within the meaning of UCP 600 article 20b. The authenticity of this document may be verified at www.sgsonsite.com/authentication. Any holder of this document is advised that information contained hereon reflects the Company's findings at the time of its intervention only and within the limits of client's instructions, if any. The Company's sole responsibility is to its Client and this document does not exonerate parties to a transaction from exercising all their rights and obligations under the transaction documents.

Device Reference Point: 0.000, 0.000, 353.7 mm

Cursor:

ABM1 comp = -9.29 dB A/m

BWC Factor = 0.163995 dB

Location: 4, -24.8, 363.7 mm

Scans/y (transversal) fine 2mm 8 x 8/ABM SNR(x,y,z) (5x5x1):

Measurement grid: dx=10mm, dy=10mm

Signal Type: Audio File (.wav) 48k_voice_1kHz_1s.wav

Output Gain: 40.892

Measure Window Start: 0ms

Measure Window Length: 1000ms

BWC applied: 0.163995 dB

Device Reference Point: 0.000, 0.000, 353.7 mm

Category	Telephone parameters WD signal quality [(signal+noise)-to-noise ratio in decibels]
Category T1	0 dB to 10 dB
Category T2	10 dB to 20 dB
Category T3	20 dB to 30 dB
Category T4	> 30 dB


Cursor:

ABM1/ABM2 = 32.4 dB

ABM1 comp = -11.8 dB A/m

BWC Factor = 0.163995 dB

Location: -4, -22.8, 363.7 mm



0 dB = 1.00A/m

Unless otherwise stated the results shown in this test report refer only to the sample(s) tested and such sample(s) are retained for 90 days only. This test report cannot be reproduced, except in full, without prior written permission of the Company. 除非另有說明，此報告結果僅對測試之樣品負責，同時此樣品僅保留90天。本報告未經本公司書面許可，不可部份複製。

This document is issued by the Company subject to its General Conditions of Service (www.sgs.com/terms_and_conditions.htm) and Terms and Conditions for Electronic Documents (www.sgs.com/terms_e-document.htm). Attention is drawn to the limitations of liability, indemnification and jurisdictional issues established therein. Even if printed this electronic document is to be treated as an original within the meaning of UCP 600 article 20b. The authenticity of this document may be verified at www.sgsonsite.com/authentication. Any holder of this document is advised that information contained hereon reflects the Company's findings at the time of its intervention only and within the limits of client's instructions, if any. The Company's sole responsibility is to its Client and this document does not exonerate parties to a transaction from exercising all their rights and obligations under the transaction documents.

Date/Time: 2009/3/26 07:15:26

T-Coil_WCDMA B2_CH9400

DUT: MC9596;

Communication System: WCDMA BAND2; Frequency: 1880 MHz; Duty Cycle: 1:1

Medium: Air Medium parameters used: $\sigma = 0$ mho/m, $\epsilon_r = 1$; $\rho = 1$ kg/m³

Phantom section: AMB with Coil Section

DASY4 Configuration:

- Probe: AM1DV2 - 1030; ; Calibrated: 2008/4/16
- Sensor-Surface: 0mm (Fix Surface)
- Electronics: DAE4 Sn547; Calibrated: 2009/1/20
- Phantom: HAC Test Arch with Coil; Type: SD HAC P01 BA; Serial: 100x
- Measurement SW: DASY4, V4.7 Build 80; Postprocessing SW: SEMCAD, V1.8 Build 186

Scans/z (axial) 4.2mm 50 x 50/ABM Signal(x,y,z) (13x13x1):

Measurement grid: dx=10mm, dy=10mm

Signal Type: Audio File (.wav) 48k_voice_1kHz_1s.wav

Output Gain: 40.892

Measure Window Start: 0ms

Measure Window Length: 1000ms

BWC applied: 0.163995 dB

Device Reference Point: 0.000, 0.000, 353.7 mm

Cursor:

ABM1 comp = -1.28 dB A/m

BWC Factor = 0.163995 dB

Location: 4.2, -16.7, 363.7 mm

Scans/z (axial) fine 2mm 8 x 8/ABM Signal(x,y,z) (5x5x1):

Measurement grid: dx=10mm, dy=10mm

Signal Type: Audio File (.wav) 48k_voice_1kHz_1s.wav

Output Gain: 40.892

Measure Window Start: 0ms

Unless otherwise stated the results shown in this test report refer only to the sample(s) tested and such sample(s) are retained for 90 days only. This test report cannot be reproduced, except in full, without prior written permission of the Company. 除非另有說明，此報告結果僅對測試之樣品負責，同時此樣品僅保留90天。本報告未經本公司書面許可，不可部份複製。

This document is issued by the Company subject to its General Conditions of Service (www.sgs.com/terms_and_conditions.htm) and Terms and Conditions for Electronic Documents (www.sgs.com/terms_e-document.htm). Attention is drawn to the limitations of liability, indemnification and jurisdictional issues established therein. Even if printed this electronic document is to be treated as an original within the meaning of UCP 600 article 20b. The authenticity of this document may be verified at www.sgsonsite.com/authentication. Any holder of this document is advised that information contained hereon reflects the Company's findings at the time of its intervention only and within the limits of client's instructions, if any. The Company's sole responsibility is to its Client and this document does not exonerate parties to a transaction from exercising all their rights and obligations under the transaction documents.

Measure Window Length: 1000ms
BWC applied: 0.163995 dB
Device Reference Point: 0.000, 0.000, 353.7 mm

Cursor:

ABM1 comp = -1.19 dB A/m
BWC Factor = 0.163995 dB
Location: 4.2, -14.7, 363.7 mm

Scans/z (axial) wideband at best S/N/ABM Signal(x,y,z) (1x1x1):

Measurement grid: dx=10mm, dy=10mm
Signal Type: Audio File (.wav) 48k_voice_300-3000_2s.wav
Output Gain: 80.084
Measure Window Start: 0ms
Measure Window Length: 2000ms
BWC applied: 10.8 dB
Device Reference Point: 0.000, 0.000, 353.7 mm

Cursor:

ABM1 comp = -4.59 dB A/m
BWC Factor = 10.8 dB
Location: 4.2, -14.7, 363.7 mm

Scans/z (axial) wideband at best S/N/ABM SNR(x,y,z) (1x1x1):

Measurement grid: dx=10mm, dy=10mm
Signal Type: Audio File (.wav) 48k_voice_300-3000_2s.wav
Output Gain: 80.084
Measure Window Start: 0ms
Measure Window Length: 2000ms
BWC applied: 10.8 dB
Device Reference Point: 0.000, 0.000, 353.7 mm

Category	Telephone parameters WD signal quality [(signal+noise)-to-noise ratio in decibels]
Category T1	0 dB to 10 dB
Category T2	10 dB to 20 dB
Category T3	20 dB to 30 dB
Category T4	> 30 dB

Cursor:

ABM1/ABM2 = 31.6 dB
ABM1 comp = -4.59 dB A/m
BWC Factor = 10.8 dB
Location: 4.2, -14.7, 363.7 mm

Unless otherwise stated the results shown in this test report refer only to the sample(s) tested and such sample(s) are retained for 90 days only. This test report cannot be reproduced, except in full, without prior written permission of the Company. 除非另有說明，此報告結果僅對測試之樣品負責，同時此樣品僅保留90天。本報告未經本公司書面許可，不可部份複製。

This document is issued by the Company subject to its General Conditions of Service (www.sgs.com/terms_and_conditions.htm) and Terms and Conditions for Electronic Documents (www.sgs.com/terms_e-document.htm). Attention is drawn to the limitations of liability, indemnification and jurisdictional issues established therein. Even if printed this electronic document is to be treated as an original within the meaning of UCP 600 article 20b. The authenticity of this document may be verified at www.sgsonsite.com/authentication. Any holder of this document is advised that information contained hereon reflects the Company's findings at the time of its intervention only and within the limits of client's instructions, if any. The Company's sole responsibility is to its Client and this document does not exonerate parties to a transaction from exercising all their rights and obligations under the transaction documents.

Scans/z (axial) wideband at best S/N/ABM Freq Resp(x,y,z,f) (1x1x1):

Measurement grid: dx=10mm, dy=10mm

Signal Type: Audio File (.wav) 48k_voice_300-3000_2s.wav

Output Gain: 80.084

Measure Window Start: 0ms

Measure Window Length: 2000ms

BWC applied: 10.8 dB

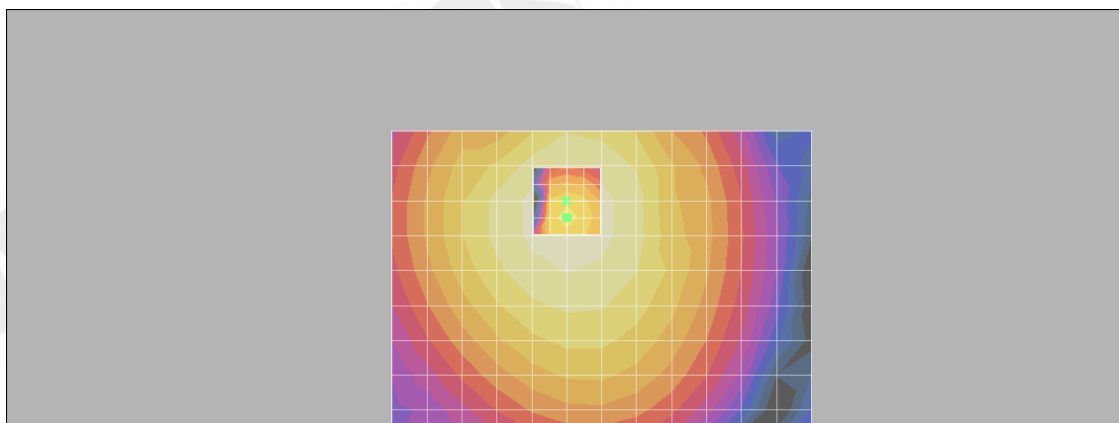
Device Reference Point: 0.000, 0.000, 353.7 mm

Cursor:

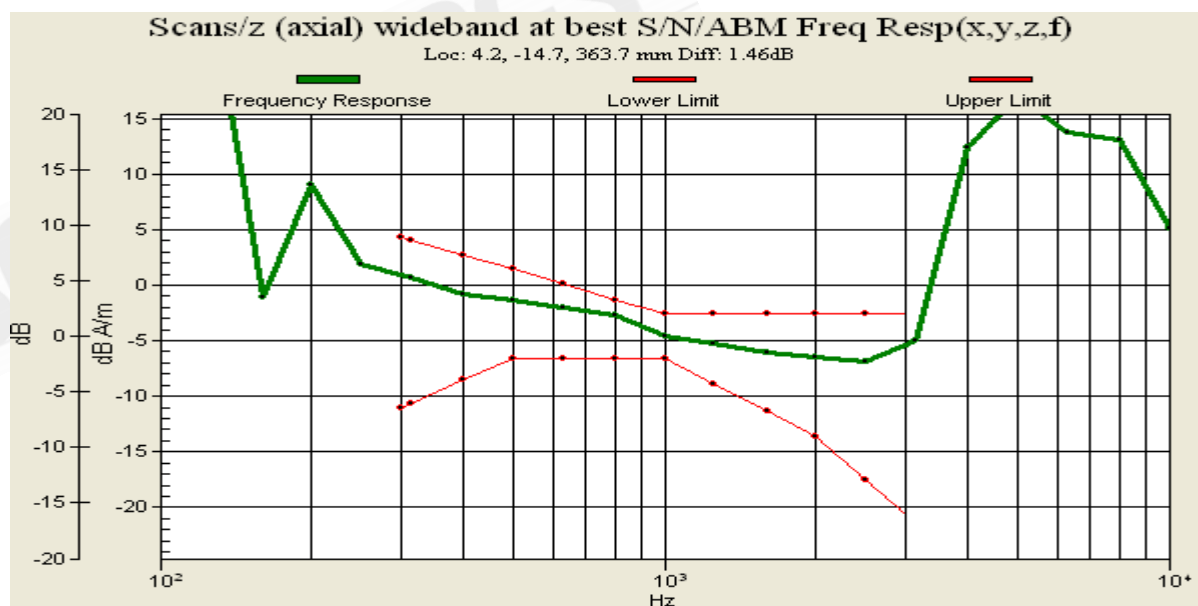
Diff = 1.46 dB

BWC Factor = 10.8 dB

Location: 4.2, -14.7, 363.7 mm



0 dB = 1.00A/m



Unless otherwise stated the results shown in this test report refer only to the sample(s) tested and such sample(s) are retained for 90 days only. This test report cannot be reproduced, except in full, without prior written permission of the Company. 除非另有說明，此報告結果僅對測試之樣品負責，同時此樣品僅保留90天。本報告未經本公司書面許可，不可部份複製。

This document is issued by the Company subject to its General Conditions of Service (www.sgs.com/terms_and_conditions.htm) and Terms and Conditions for Electronic Documents (www.sgs.com/terms_e-document.htm). Attention is drawn to the limitations of liability, indemnification and jurisdictional issues established therein. Even if printed this electronic document is to be treated as an original within the meaning of UCP 600 article 20b. The authenticity of this document may be verified at www.sgsonsite.com/authentication. Any holder of this document is advised that information contained hereon reflects the Company's findings at the time of its intervention only and within the limits of client's instructions, if any. The Company's sole responsibility is to its Client and this document does not exonerate parties to a transaction from exercising all their rights and obligations under the transaction documents.

T-Coil_WCDMA B2_CH9400

DUT: MC9596;

Communication System: WCDMA BAND2; Frequency: 1880 MHz; Duty Cycle: 1:1

Medium: Air Medium parameters used: $\sigma = 0$ mho/m, $\epsilon_r = 1$; $\rho = 1$ kg/m³

Phantom section: AMB with Coil Section

DASY4 Configuration:

- Probe: AM1DV2 - 1030; ; Calibrated: 2008/4/16
- Sensor-Surface: 0mm (Fix Surface)
- Electronics: DAE4 Sn547; Calibrated: 2009/1/20
- Phantom: HAC Test Arch with Coil; Type: SD HAC P01 BA; Serial: 100x
- Measurement SW: DASY4, V4.7 Build 80; Postprocessing SW: SEMCAD, V1.8 Build 186

Scans/x (longitudinal) 4.2mm 50 x 50/ABM Signal(x,y,z) (13x13x1):

Measurement grid: dx=10mm, dy=10mm

Signal Type: Audio File (.wav) 48k_voice_1kHz_1s.wav

Output Gain: 40.892

Measure Window Start: 0ms

Measure Window Length: 1000ms

BWC applied: 0.163995 dB

Device Reference Point: 0.000, 0.000, 353.7 mm

Cursor:

ABM1 comp = -9.26 dB A/m

BWC Factor = 0.163995 dB

Location: -8.3, -16.7, 363.7 mm

Scans/x (longitudinal) fine 2mm 8 x 8/ABM Signal(x,y,z) (5x5x1):

Measurement grid: dx=10mm, dy=10mm

Signal Type: Audio File (.wav) 48k_voice_1kHz_1s.wav

Output Gain: 40.892

Measure Window Start: 0ms

Measure Window Length: 1000ms

BWC applied: 0.163995 dB

Unless otherwise stated the results shown in this test report refer only to the sample(s) tested and such sample(s) are retained for 90 days only. This test report cannot be reproduced, except in full, without prior written permission of the Company. 除非另有說明，此報告結果僅對測試之樣品負責，同時此樣品僅保留90天。本報告未經本公司書面許可，不可部份複製。

This document is issued by the Company subject to its General Conditions of Service (www.sgs.com/terms_and_conditions.htm) and Terms and Conditions for Electronic Documents (www.sgs.com/terms_e-document.htm). Attention is drawn to the limitations of liability, indemnification and jurisdictional issues established therein. Even if printed this electronic document is to be treated as an original within the meaning of UCP 600 article 20b. The authenticity of this document may be verified at www.sgsonsite.com/authentication. Any holder of this document is advised that information contained hereon reflects the Company's findings at the time of its intervention only and within the limits of client's instructions, if any. The Company's sole responsibility is to its Client and this document does not exonerate parties to a transaction from exercising all their rights and obligations under the transaction documents.

Device Reference Point: 0.000, 0.000, 353.7 mm

Cursor:

ABM1 comp = -9.25 dB A/m

BWC Factor = 0.163995 dB

Location: -8.5, -14.5, 363.7 mm

Scans/x (longitudinal) fine 2mm 8 x 8/ABM SNR(x,y,z) (5x5x1):

Measurement grid: dx=10mm, dy=10mm

Signal Type: Audio File (.wav) 48k_voice_1kHz_1s.wav

Output Gain: 40.892

Measure Window Start: 0ms

Measure Window Length: 1000ms

BWC applied: 0.163995 dB

Device Reference Point: 0.000, 0.000, 353.7 mm

Category	Telephone parameters WD signal quality [(signal+noise)-to-noise ratio in decibels]
Category T1	0 dB to 10 dB
Category T2	10 dB to 20 dB
Category T3	20 dB to 30 dB
Category T4	> 30 dB

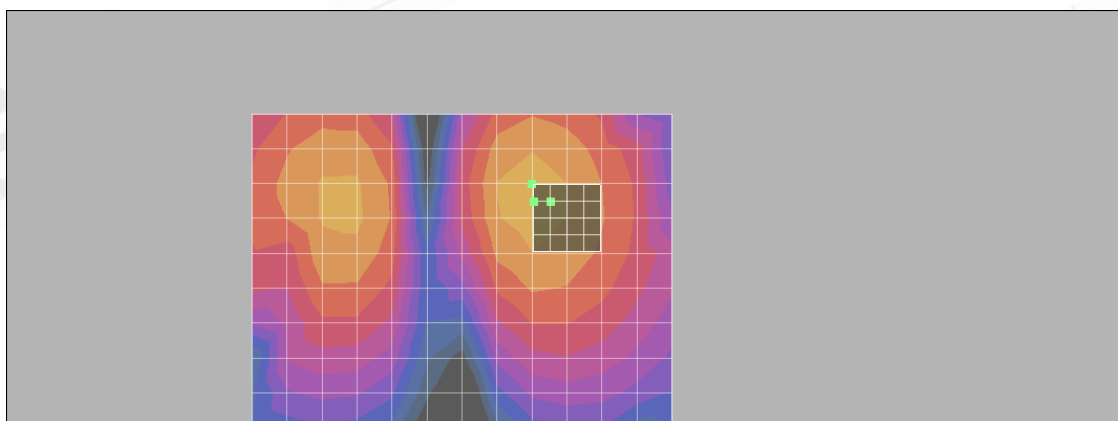
Cursor:

ABM1/ABM2 = 24.0 dB

ABM1 comp = -9.55 dB A/m

BWC Factor = 0.163995 dB

Location: -10.5, -14.5, 363.7 mm



0 dB = 1.00A/m

Unless otherwise stated the results shown in this test report refer only to the sample(s) tested and such sample(s) are retained for 90 days only. This test report cannot be reproduced, except in full, without prior written permission of the Company. 除非另有說明，此報告結果僅對測試之樣品負責，同時此樣品僅保留90天。本報告未經本公司書面許可，不可部份複製。

This document is issued by the Company subject to its General Conditions of Service (www.sgs.com/terms_and_conditions.htm) and Terms and Conditions for Electronic Documents (www.sgs.com/terms_e-document.htm). Attention is drawn to the limitations of liability, indemnification and jurisdictional issues established therein. Even if printed this electronic document is to be treated as an original within the meaning of UCP 600 article 20b. The authenticity of this document may be verified at www.sgsonsite.com/authentication. Any holder of this document is advised that information contained hereon reflects the Company's findings at the time of its intervention only and within the limits of client's instructions, if any. The Company's sole responsibility is to its Client and this document does not exonerate parties to a transaction from exercising all their rights and obligations under the transaction documents.

T-Coil_WCDMA B2_CH9400

DUT: MC9596;

Communication System: WCDMA BAND2; Frequency: 1880 MHz; Duty Cycle: 1:1

Medium: Air Medium parameters used: $\sigma = 0$ mho/m, $\epsilon_r = 1$; $\rho = 1$ kg/m³

Phantom section: AMB with Coil Section

DASY4 Configuration:

- Probe: AM1DV2 - 1030; ; Calibrated: 2008/4/16
- Sensor-Surface: 0mm (Fix Surface)
- Electronics: DAE4 Sn547; Calibrated: 2009/1/20
- Phantom: HAC Test Arch with Coil; Type: SD HAC P01 BA; Serial: 100x
- Measurement SW: DASY4, V4.7 Build 80; Postprocessing SW: SEMCAD, V1.8 Build 186

Scans/y (transversal) 4.2mm 50 x 50/ABM Signal(x,y,z) (13x13x1):

Measurement grid: dx=10mm, dy=10mm

Signal Type: Audio File (.wav) 48k_voice_1kHz_1s.wav

Output Gain: 40.892

Measure Window Start: 0ms

Measure Window Length: 1000ms

BWC applied: 0.163995 dB

Device Reference Point: 0.000, 0.000, 353.7 mm

Cursor:

ABM1 comp = -9.96 dB A/m

BWC Factor = 0.163995 dB

Location: 4.2, -25, 363.7 mm

Scans/y (transversal) fine 2mm 8 x 8/ABM Signal(x,y,z) (5x5x1):

Measurement grid: dx=10mm, dy=10mm

Signal Type: Audio File (.wav) 48k_voice_1kHz_1s.wav

Output Gain: 40.892

Measure Window Start: 0ms

Measure Window Length: 1000ms

BWC applied: 0.163995 dB

Unless otherwise stated the results shown in this test report refer only to the sample(s) tested and such sample(s) are retained for 90 days only. This test report cannot be reproduced, except in full, without prior written permission of the Company. 除非另有說明，此報告結果僅對測試之樣品負責，同時此樣品僅保留90天。本報告未經本公司書面許可，不可部份複製。

This document is issued by the Company subject to its General Conditions of Service (www.sgs.com/terms_and_conditions.htm) and Terms and Conditions for Electronic Documents (www.sgs.com/terms_e-document.htm). Attention is drawn to the limitations of liability, indemnification and jurisdictional issues established therein. Even if printed this electronic document is to be treated as an original within the meaning of UCP 600 article 20b. The authenticity of this document may be verified at www.sgsonsite.com/authentication. Any holder of this document is advised that information contained hereon reflects the Company's findings at the time of its intervention only and within the limits of client's instructions, if any. The Company's sole responsibility is to its Client and this document does not exonerate parties to a transaction from exercising all their rights and obligations under the transaction documents.

Device Reference Point: 0.000, 0.000, 353.7 mm

Cursor:

ABM1 comp = -10.0 dB A/m

BWC Factor = 0.163995 dB

Location: -0.2, -24.8, 363.7 mm

Scans/y (transversal) fine 2mm 8 x 8/ABM SNR(x,y,z) (5x5x1):

Measurement grid: dx=10mm, dy=10mm

Signal Type: Audio File (.wav) 48k_voice_1kHz_1s.wav

Output Gain: 40.892

Measure Window Start: 0ms

Measure Window Length: 1000ms

BWC applied: 0.163995 dB

Device Reference Point: 0.000, 0.000, 353.7 mm

Category	Telephone parameters WD signal quality [(signal+noise)-to-noise ratio in decibels]
Category T1	0 dB to 10 dB
Category T2	10 dB to 20 dB
Category T3	20 dB to 30 dB
Category T4	> 30 dB


Cursor:

ABM1/ABM2 = 32.6 dB

ABM1 comp = -12.8 dB A/m

BWC Factor = 0.163995 dB

Location: -6.2, -24.8, 363.7 mm



0 dB = 1.00A/m

Unless otherwise stated the results shown in this test report refer only to the sample(s) tested and such sample(s) are retained for 90 days only. This test report cannot be reproduced, except in full, without prior written permission of the Company. 除非另有說明，此報告結果僅對測試之樣品負責，同時此樣品僅保留90天。本報告未經本公司書面許可，不可部份複製。

This document is issued by the Company subject to its General Conditions of Service (www.sgs.com/terms_and_conditions.htm) and Terms and Conditions for Electronic Documents (www.sgs.com/terms_e-document.htm). Attention is drawn to the limitations of liability, indemnification and jurisdictional issues established therein. Even if printed this electronic document is to be treated as an original within the meaning of UCP 600 article 20b. The authenticity of this document may be verified at www.sgsonsite.com/authentication. Any holder of this document is advised that information contained hereon reflects the Company's findings at the time of its intervention only and within the limits of client's instructions, if any. The Company's sole responsibility is to its Client and this document does not exonerate parties to a transaction from exercising all their rights and obligations under the transaction documents.

Date/Time: 2009/3/26 09:01:45

T-Coil_WCDMA B2_CH9538

DUT: MC9596;

Communication System: WCDMA BAND2; Frequency: 1907.6 MHz; Duty Cycle: 1:1

Medium: Air Medium parameters used: $\sigma = 0$ mho/m, $\epsilon_r = 1$; $\rho = 1$ kg/m³

Phantom section: AMB with Coil Section

DASY4 Configuration:

- Probe: AM1DV2 - 1030; ; Calibrated: 2008/4/16
- Sensor-Surface: 0mm (Fix Surface)
- Electronics: DAE4 Sn547; Calibrated: 2009/1/20
- Phantom: HAC Test Arch with Coil; Type: SD HAC P01 BA; Serial: 100x
- Measurement SW: DASY4, V4.7 Build 80; Postprocessing SW: SEMCAD, V1.8 Build 186

Scans/z (axial) 4.2mm 50 x 50/ABM Signal(x,y,z) (13x13x1):

Measurement grid: dx=10mm, dy=10mm

Signal Type: Audio File (.wav) 48k_voice_1kHz_1s.wav

Output Gain: 40.892

Measure Window Start: 0ms

Measure Window Length: 1000ms

BWC applied: 0.16604 dB

Device Reference Point: 0.000, 0.000, 353.7 mm

Cursor:

ABM1 comp = -2.01 dB A/m

BWC Factor = 0.16604 dB

Location: 0, -12.5, 363.7 mm

Scans/z (axial) fine 2mm 8 x 8/ABM Signal(x,y,z) (5x5x1):

Measurement grid: dx=10mm, dy=10mm

Signal Type: Audio File (.wav) 48k_voice_1kHz_1s.wav

Output Gain: 40.892

Measure Window Start: 0ms

Unless otherwise stated the results shown in this test report refer only to the sample(s) tested and such sample(s) are retained for 90 days only. This test report cannot be reproduced, except in full, without prior written permission of the Company. 除非另有說明，此報告結果僅對測試之樣品負責，同時此樣品僅保留90天。本報告未經本公司書面許可，不可部份複製。

This document is issued by the Company subject to its General Conditions of Service (www.sgs.com/terms_and_conditions.htm) and Terms and Conditions for Electronic Documents (www.sgs.com/terms_e-document.htm). Attention is drawn to the limitations of liability, indemnification and jurisdictional issues established therein. Even if printed this electronic document is to be treated as an original within the meaning of UCP 600 article 20b. The authenticity of this document may be verified at www.sgsonsite.com/authentication. Any holder of this document is advised that information contained hereon reflects the Company's findings at the time of its intervention only and within the limits of client's instructions, if any. The Company's sole responsibility is to its Client and this document does not exonerate parties to a transaction from exercising all their rights and obligations under the transaction documents.

Measure Window Length: 1000ms
BWC applied: 0.16604 dB
Device Reference Point: 0.000, 0.000, 353.7 mm

Cursor:

ABM1 comp = -2.83 dB A/m
BWC Factor = 0.16604 dB
Location: 8.5, -14.7, 363.7 mm

Scans/z (axial) wideband at best S/N/ABM Signal(x,y,z) (1x1x1):

Measurement grid: dx=10mm, dy=10mm
Signal Type: Audio File (.wav) 48k_voice_300-3000_2s.wav
Output Gain: 80.084
Measure Window Start: 0ms
Measure Window Length: 2000ms
BWC applied: 10.8 dB
Device Reference Point: 0.000, 0.000, 353.7 mm

Cursor:

ABM1 comp = -7.10 dB A/m
BWC Factor = 10.8 dB
Location: 8.5, -12.7, 363.7 mm

Scans/z (axial) wideband at best S/N/ABM SNR(x,y,z) (1x1x1):

Measurement grid: dx=10mm, dy=10mm
Signal Type: Audio File (.wav) 48k_voice_300-3000_2s.wav
Output Gain: 80.084
Measure Window Start: 0ms
Measure Window Length: 2000ms
BWC applied: 10.8 dB
Device Reference Point: 0.000, 0.000, 353.7 mm

Category	Telephone parameters WD signal quality [(signal+noise)-to-noise ratio in decibels]
Category T1	0 dB to 10 dB
Category T2	10 dB to 20 dB
Category T3	20 dB to 30 dB
Category T4	> 30 dB

Cursor:

ABM1/ABM2 = 32.8 dB
ABM1 comp = -7.10 dB A/m
BWC Factor = 10.8 dB
Location: 8.5, -12.7, 363.7 mm

Unless otherwise stated the results shown in this test report refer only to the sample(s) tested and such sample(s) are retained for 90 days only. This test report cannot be reproduced, except in full, without prior written permission of the Company. 除非另有說明，此報告結果僅對測試之樣品負責，同時此樣品僅保留90天。本報告未經本公司書面許可，不可部份複製。

This document is issued by the Company subject to its General Conditions of Service (www.sgs.com/terms_and_conditions.htm) and Terms and Conditions for Electronic Documents (www.sgs.com/terms_e-document.htm). Attention is drawn to the limitations of liability, indemnification and jurisdictional issues established therein. Even if printed this electronic document is to be treated as an original within the meaning of UCP 600 article 20b. The authenticity of this document may be verified at www.sgsonsite.com/authentication. Any holder of this document is advised that information contained hereon reflects the Company's findings at the time of its intervention only and within the limits of client's instructions, if any. The Company's sole responsibility is to its Client and this document does not exonerate parties to a transaction from exercising all their rights and obligations under the transaction documents.

Scans/z (axial) wideband at best S/N/ABM Freq Resp(x,y,z,f) (1x1x1):

Measurement grid: dx=10mm, dy=10mm

Signal Type: Audio File (.wav) 48k_voice_300-3000_2s.wav

Output Gain: 80.084

Measure Window Start: 0ms

Measure Window Length: 2000ms

BWC applied: 10.8 dB

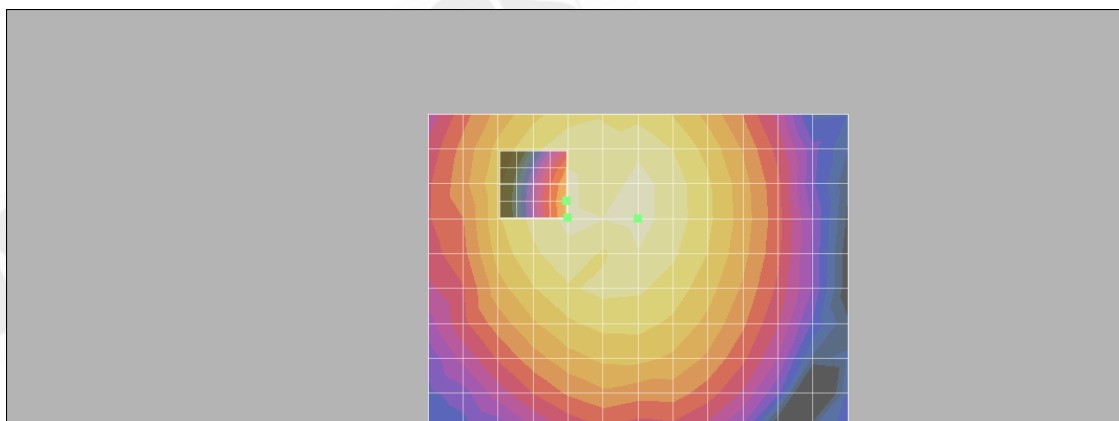
Device Reference Point: 0.000, 0.000, 353.7 mm

Cursor:

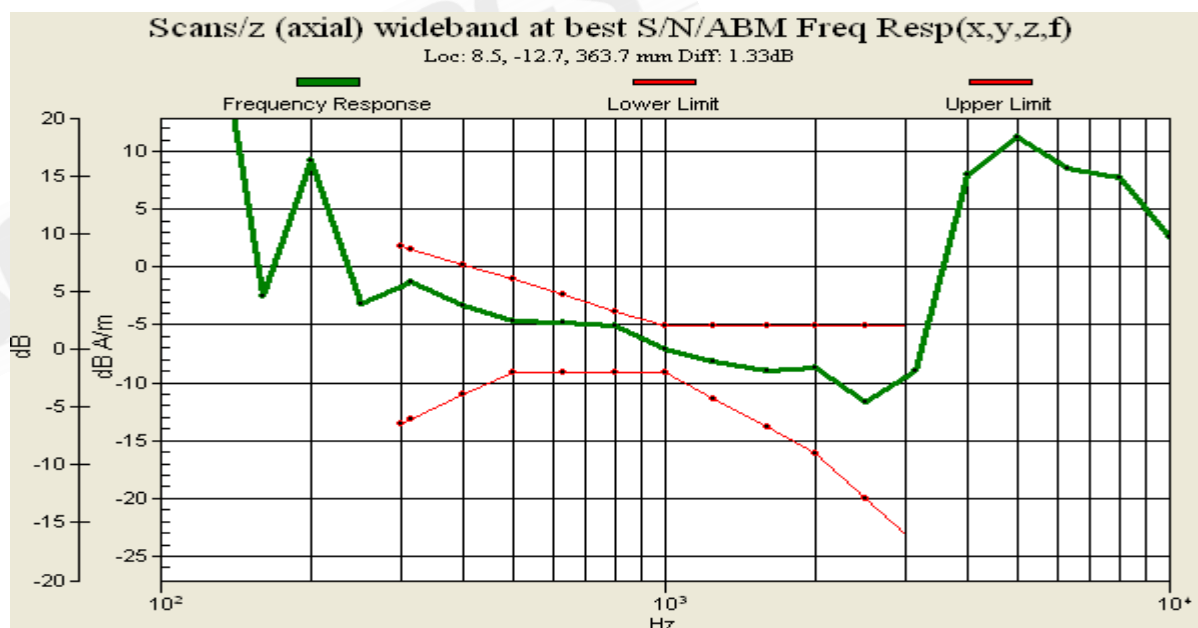
Diff = 1.33 dB

BWC Factor = 10.8 dB

Location: 8.5, -12.7, 363.7 mm



0 dB = 1.00A/m



Unless otherwise stated the results shown in this test report refer only to the sample(s) tested and such sample(s) are retained for 90 days only. This test report cannot be reproduced, except in full, without prior written permission of the Company. 除非另有說明，此報告結果僅對測試之樣品負責，同時此樣品僅保留90天。本報告未經本公司書面許可，不可部份複製。

This document is issued by the Company subject to its General Conditions of Service (www.sgs.com/terms_and_conditions.htm) and Terms and Conditions for Electronic Documents (www.sgs.com/terms_e-document.htm). Attention is drawn to the limitations of liability, indemnification and jurisdictional issues established therein. Even if printed this electronic document is to be treated as an original within the meaning of UCP 600 article 20b. The authenticity of this document may be verified at www.sgsonsite.com/authentication. Any holder of this document is advised that information contained hereon reflects the Company's findings at the time of its intervention only and within the limits of client's instructions, if any. The Company's sole responsibility is to its Client and this document does not exonerate parties to a transaction from exercising all their rights and obligations under the transaction documents.

T-Coil_WCDMA B2_CH9538

DUT: MC9596;

Communication System: WCDMA BAND2; Frequency: 1907.6 MHz; Duty Cycle: 1:1

Medium: Air Medium parameters used: $\sigma = 0$ mho/m, $\epsilon_r = 1$; $\rho = 1$ kg/m³

Phantom section: AMB with Coil Section

DASY4 Configuration:

- Probe: AM1DV2 - 1030; ; Calibrated: 2008/4/16
- Sensor-Surface: 0mm (Fix Surface)
- Electronics: DAE4 Sn547; Calibrated: 2009/1/20
- Phantom: HAC Test Arch with Coil; Type: SD HAC P01 BA; Serial: 100x
- Measurement SW: DASY4, V4.7 Build 80; Postprocessing SW: SEMCAD, V1.8 Build 186

Scans/x (longitudinal) 4.2mm 50 x 50/ABM Signal(x,y,z) (13x13x1):

Measurement grid: dx=10mm, dy=10mm

Signal Type: Audio File (.wav) 48k_voice_1kHz_1s.wav

Output Gain: 40.892

Measure Window Start: 0ms

Measure Window Length: 1000ms

BWC applied: 0.16604 dB

Device Reference Point: 0.000, 0.000, 353.7 mm

Cursor:

ABM1 comp = -9.49 dB A/m

BWC Factor = 0.16604 dB

Location: -8.3, -12.5, 363.7 mm

Scans/x (longitudinal) fine 2mm 8 x 8/ABM Signal(x,y,z) (5x5x1):

Measurement grid: dx=10mm, dy=10mm

Signal Type: Audio File (.wav) 48k_voice_1kHz_1s.wav

Output Gain: 40.892

Measure Window Start: 0ms

Measure Window Length: 1000ms

Unless otherwise stated the results shown in this test report refer only to the sample(s) tested and such sample(s) are retained for 90 days only. This test report cannot be reproduced, except in full, without prior written permission of the Company. 除非另有說明，此報告結果僅對測試之樣品負責，同時此樣品僅保留90天。本報告未經本公司書面許可，不可部份複製。

This document is issued by the Company subject to its General Conditions of Service (www.sgs.com/terms_and_conditions.htm) and Terms and Conditions for Electronic Documents (www.sgs.com/terms_e-document.htm). Attention is drawn to the limitations of liability, indemnification and jurisdictional issues established therein. Even if printed this electronic document is to be treated as an original within the meaning of UCP 600 article 20b. The authenticity of this document may be verified at www.sgsonsite.com/authentication. Any holder of this document is advised that information contained hereon reflects the Company's findings at the time of its intervention only and within the limits of client's instructions, if any. The Company's sole responsibility is to its Client and this document does not exonerate parties to a transaction from exercising all their rights and obligations under the transaction documents.

BWC applied: 0.16604 dB

Device Reference Point: 0.000, 0.000, 353.7 mm

Cursor:

ABM1 comp = -9.62 dB A/m

BWC Factor = 0.16604 dB

Location: -8.3, -14.5, 363.7 mm

Scans/x (longitudinal) fine 2mm 8 x 8/ABM SNR(x,y,z) (5x5x1):

Measurement grid: dx=10mm, dy=10mm

Signal Type: Audio File (.wav) 48k_voice_1kHz_1s.wav

Output Gain: 40.892

Measure Window Start: 0ms

Measure Window Length: 1000ms

BWC applied: 0.16604 dB

Device Reference Point: 0.000, 0.000, 353.7 mm

Category	Telephone parameters WD signal quality [(signal+noise)-to-noise ratio in decibels]
Category T1	0 dB to 10 dB
Category T2	10 dB to 20 dB
Category T3	20 dB to 30 dB
Category T4	> 30 dB

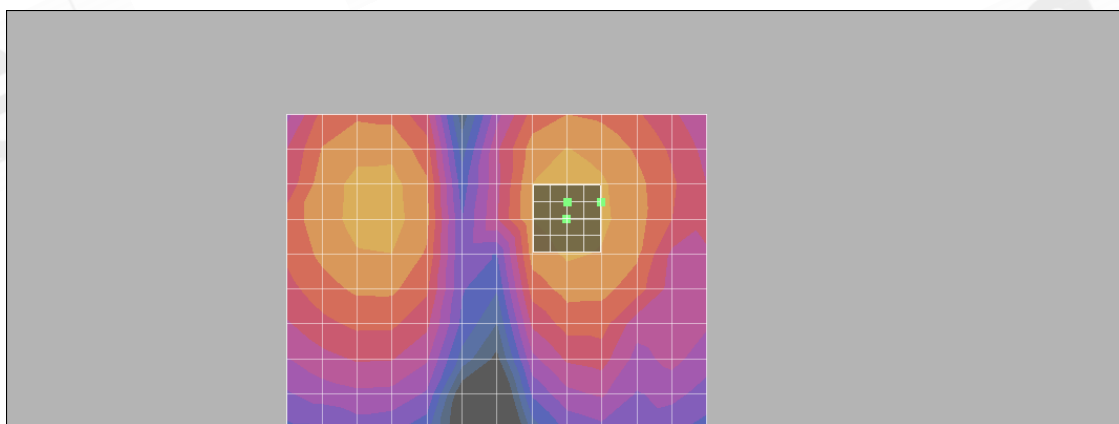
Cursor:

ABM1/ABM2 = 28.2 dB

ABM1 comp = -10.5 dB A/m

BWC Factor = 0.16604 dB

Location: -12.3, -14.5, 363.7 mm



0 dB = 1.00A/m

Unless otherwise stated the results shown in this test report refer only to the sample(s) tested and such sample(s) are retained for 90 days only. This test report cannot be reproduced, except in full, without prior written permission of the Company. 除非另有說明，此報告結果僅對測試之樣品負責，同時此樣品僅保留90天。本報告未經本公司書面許可，不可部份複製。

This document is issued by the Company subject to its General Conditions of Service (www.sgs.com/terms_and_conditions.htm) and Terms and Conditions for Electronic Documents (www.sgs.com/terms_e-document.htm). Attention is drawn to the limitations of liability, indemnification and jurisdictional issues established therein. Even if printed this electronic document is to be treated as an original within the meaning of UCP 600 article 20b. The authenticity of this document may be verified at www.sgsonsite.com/authentication. Any holder of this document is advised that information contained hereon reflects the Company's findings at the time of its intervention only and within the limits of client's instructions, if any. The Company's sole responsibility is to its Client and this document does not exonerate parties to a transaction from exercising all their rights and obligations under the transaction documents.

T-Coil_WCDMA B2_CH9538

DUT: MC9596;

Communication System: WCDMA BAND2; Frequency: 1907.6 MHz; Duty Cycle: 1:1

Medium: Air Medium parameters used: $\sigma = 0$ mho/m, $\epsilon_r = 1$; $\rho = 1$ kg/m³

Phantom section: AMB with Coil Section

DASY4 Configuration:

- Probe: AM1DV2 - 1030; ; Calibrated: 2008/4/16
- Sensor-Surface: 0mm (Fix Surface)
- Electronics: DAE4 Sn547; Calibrated: 2009/1/20
- Phantom: HAC Test Arch with Coil; Type: SD HAC P01 BA; Serial: 100x
- Measurement SW: DASY4, V4.7 Build 80; Postprocessing SW: SEMCAD, V1.8 Build 186

Scans/y (transversal) 4.2mm 50 x 50/ABM Signal(x,y,z) (13x13x1):

Measurement grid: dx=10mm, dy=10mm

Signal Type: Audio File (.wav) 48k_voice_1kHz_1s.wav

Output Gain: 40.892

Measure Window Start: 0ms

Measure Window Length: 1000ms

BWC applied: 0.16604 dB

Device Reference Point: 0.000, 0.000, 353.7 mm

Cursor:

ABM1 comp = -9.40 dB A/m

BWC Factor = 0.16604 dB

Location: 4.2, -25, 363.7 mm

Scans/y (transversal) fine 2mm 8 x 8/ABM Signal(x,y,z) (5x5x1):

Measurement grid: dx=10mm, dy=10mm

Signal Type: Audio File (.wav) 48k_voice_1kHz_1s.wav

Output Gain: 40.892

Measure Window Start: 0ms

Measure Window Length: 1000ms

BWC applied: 0.16604 dB

Unless otherwise stated the results shown in this test report refer only to the sample(s) tested and such sample(s) are retained for 90 days only. This test report cannot be reproduced, except in full, without prior written permission of the Company. 除非另有說明，此報告結果僅對測試之樣品負責，同時此樣品僅保留90天。本報告未經本公司書面許可，不可部份複製。

This document is issued by the Company subject to its General Conditions of Service (www.sgs.com/terms_and_conditions.htm) and Terms and Conditions for Electronic Documents (www.sgs.com/terms_e-document.htm). Attention is drawn to the limitations of liability, indemnification and jurisdictional issues established therein. Even if printed this electronic document is to be treated as an original within the meaning of UCP 600 article 20b. The authenticity of this document may be verified at www.sgsonsite.com/authentication. Any holder of this document is advised that information contained hereon reflects the Company's findings at the time of its intervention only and within the limits of client's instructions, if any. The Company's sole responsibility is to its Client and this document does not exonerate parties to a transaction from exercising all their rights and obligations under the transaction documents.

Device Reference Point: 0.000, 0.000, 353.7 mm

Cursor:

ABM1 comp = -12.4 dB A/m

BWC Factor = 0.16604 dB

Location: -0.2, 4.3, 363.7 mm

Scans/y (transversal) fine 2mm 8 x 8/ABM SNR(x,y,z) (5x5x1):

Measurement grid: dx=10mm, dy=10mm

Signal Type: Audio File (.wav) 48k_voice_1kHz_1s.wav

Output Gain: 40.892

Measure Window Start: 0ms

Measure Window Length: 1000ms

BWC applied: 0.16604 dB

Device Reference Point: 0.000, 0.000, 353.7 mm

Category	Telephone parameters WD signal quality [(signal+noise)-to-noise ratio in decibels]
Category T1	0 dB to 10 dB
Category T2	10 dB to 20 dB
Category T3	20 dB to 30 dB
Category T4	> 30 dB

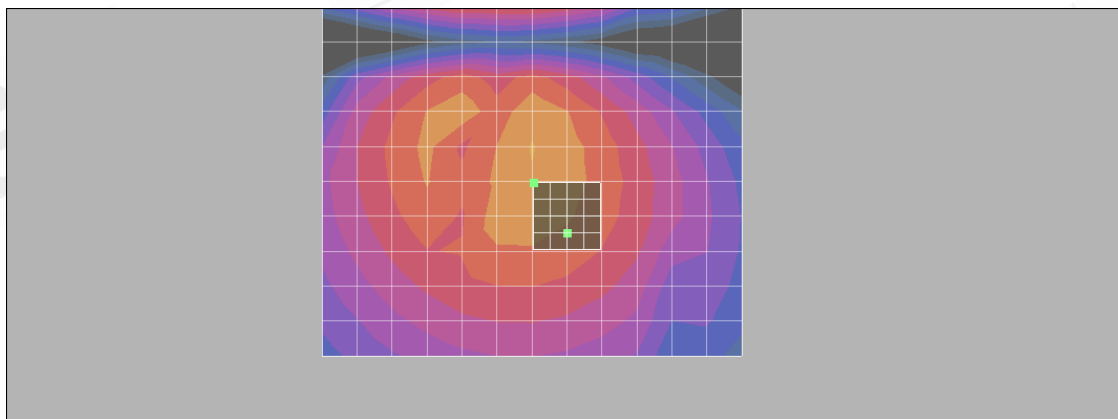
Cursor:

ABM1/ABM2 = 33.3 dB

ABM1 comp = -14.7 dB A/m

BWC Factor = 0.16604 dB

Location: -4.2, 10.3, 363.7 mm



0 dB = 1.00A/m

Unless otherwise stated the results shown in this test report refer only to the sample(s) tested and such sample(s) are retained for 90 days only. This test report cannot be reproduced, except in full, without prior written permission of the Company. 除非另有說明，此報告結果僅對測試之樣品負責，同時此樣品僅保留90天。本報告未經本公司書面許可，不可部份複製。

This document is issued by the Company subject to its General Conditions of Service (www.sgs.com/terms_and_conditions.htm) and Terms and Conditions for Electronic Documents (www.sgs.com/terms_e-document.htm). Attention is drawn to the limitations of liability, indemnification and jurisdictional issues established therein. Even if printed this electronic document is to be treated as an original within the meaning of UCP 600 article 20b. The authenticity of this document may be verified at www.sgsonsite.com/authentication. Any holder of this document is advised that information contained hereon reflects the Company's findings at the time of its intervention only and within the limits of client's instructions, if any. The Company's sole responsibility is to its Client and this document does not exonerate parties to a transaction from exercising all their rights and obligations under the transaction documents.

Date/Time: 2009/3/26 12:51:04

T-Coil_WCDMA B5_CH4132

DUT: MC9596;

Communication System: WCDMA BAND5; Frequency: 826.4 MHz; Duty Cycle: 1:1

Medium: Air Medium parameters used: $\sigma = 0$ mho/m, $\epsilon_r = 1$; $\rho = 1$ kg/m³

Phantom section: AMB with Coil Section

DASY4 Configuration:

- Probe: AM1DV2 - 1030; ; Calibrated: 2008/4/16
- Sensor-Surface: 0mm (Fix Surface)
- Electronics: DAE4 Sn547; Calibrated: 2009/1/20
- Phantom: HAC Test Arch with Coil; Type: SD HAC P01 BA; Serial: 100x
- Measurement SW: DASY4, V4.7 Build 80; Postprocessing SW: SEMCAD, V1.8 Build 186

Scans/z (axial) 4.2mm 50 x 50/ABM Signal(x,y,z) (13x13x1):

Measurement grid: dx=10mm, dy=10mm

Signal Type: Audio File (.wav) 48k_voice_1kHz_1s.wav

Output Gain: 40.892

Measure Window Start: 0ms

Measure Window Length: 1000ms

BWC applied: 0.163995 dB

Device Reference Point: 0.000, 0.000, 353.7 mm

Cursor:

ABM1 comp = -1.73 dB A/m

BWC Factor = 0.163995 dB

Location: 4.2, -12.5, 363.7 mm

Scans/z (axial) fine 2mm 8 x 8/ABM Signal(x,y,z) (5x5x1):

Measurement grid: dx=10mm, dy=10mm

Signal Type: Audio File (.wav) 48k_voice_1kHz_1s.wav

Output Gain: 40.892

Measure Window Start: 0ms

Unless otherwise stated the results shown in this test report refer only to the sample(s) tested and such sample(s) are retained for 90 days only. This test report cannot be reproduced, except in full, without prior written permission of the Company. 除非另有說明，此報告結果僅對測試之樣品負責，同時此樣品僅保留90天。本報告未經本公司書面許可，不可部份複製。

This document is issued by the Company subject to its General Conditions of Service (www.sgs.com/terms_and_conditions.htm) and Terms and Conditions for Electronic Documents (www.sgs.com/terms_e-document.htm). Attention is drawn to the limitations of liability, indemnification and jurisdictional issues established therein. Even if printed this electronic document is to be treated as an original within the meaning of UCP 600 article 20b. The authenticity of this document may be verified at www.sgsonsite.com/authentication. Any holder of this document is advised that information contained hereon reflects the Company's findings at the time of its intervention only and within the limits of client's instructions, if any. The Company's sole responsibility is to its Client and this document does not exonerate parties to a transaction from exercising all their rights and obligations under the transaction documents.

Measure Window Length: 1000ms
BWC applied: 0.163995 dB
Device Reference Point: 0.000, 0.000, 353.7 mm

Cursor:

ABM1 comp = -1.75 dB A/m
BWC Factor = 0.163995 dB
Location: 4.2, -14.7, 363.7 mm

Scans/z (axial) wideband at best S/N/ABM Signal(x,y,z) (1x1x1):

Measurement grid: dx=10mm, dy=10mm
Signal Type: Audio File (.wav) 48k_voice_300-3000_2s.wav
Output Gain: 80.084
Measure Window Start: 0ms
Measure Window Length: 2000ms
BWC applied: 10.8 dB
Device Reference Point: 0.000, 0.000, 353.7 mm

Cursor:

ABM1 comp = -7.23 dB A/m
BWC Factor = 10.8 dB
Location: 4.2, -20.7, 363.7 mm

Scans/z (axial) wideband at best S/N/ABM SNR(x,y,z) (1x1x1):

Measurement grid: dx=10mm, dy=10mm
Signal Type: Audio File (.wav) 48k_voice_300-3000_2s.wav
Output Gain: 80.084
Measure Window Start: 0ms
Measure Window Length: 2000ms
BWC applied: 10.8 dB
Device Reference Point: 0.000, 0.000, 353.7 mm

Category	Telephone parameters WD signal quality [(signal+noise)-to-noise ratio in decibels]
Category T1	0 dB to 10 dB
Category T2	10 dB to 20 dB
Category T3	20 dB to 30 dB
Category T4	> 30 dB

Cursor:

ABM1/ABM2 = 30.8 dB
ABM1 comp = -7.23 dB A/m
BWC Factor = 10.8 dB
Location: 4.2, -20.7, 363.7 mm

Unless otherwise stated the results shown in this test report refer only to the sample(s) tested and such sample(s) are retained for 90 days only. This test report cannot be reproduced, except in full, without prior written permission of the Company. 除非另有說明，此報告結果僅對測試之樣品負責，同時此樣品僅保留90天。本報告未經本公司書面許可，不可部份複製。

This document is issued by the Company subject to its General Conditions of Service (www.sgs.com/terms_and_conditions.htm) and Terms and Conditions for Electronic Documents (www.sgs.com/terms_e-document.htm). Attention is drawn to the limitations of liability, indemnification and jurisdictional issues established therein. Even if printed this electronic document is to be treated as an original within the meaning of UCP 600 article 20b. The authenticity of this document may be verified at www.sgsonsite.com/authentication. Any holder of this document is advised that information contained hereon reflects the Company's findings at the time of its intervention only and within the limits of client's instructions, if any. The Company's sole responsibility is to its Client and this document does not exonerate parties to a transaction from exercising all their rights and obligations under the transaction documents.

Scans/z (axial) wideband at best S/N/ABM Freq Resp(x,y,z,f) (1x1x1):

Measurement grid: dx=10mm, dy=10mm

Signal Type: Audio File (.wav) 48k_voice_300-3000_2s.wav

Output Gain: 80.084

Measure Window Start: 0ms

Measure Window Length: 2000ms

BWC applied: 10.8 dB

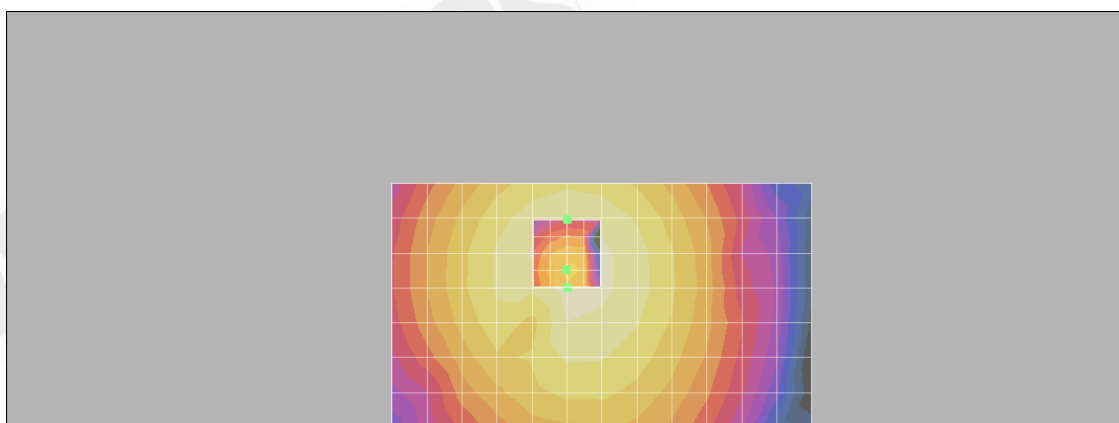
Device Reference Point: 0.000, 0.000, 353.7 mm

Cursor:

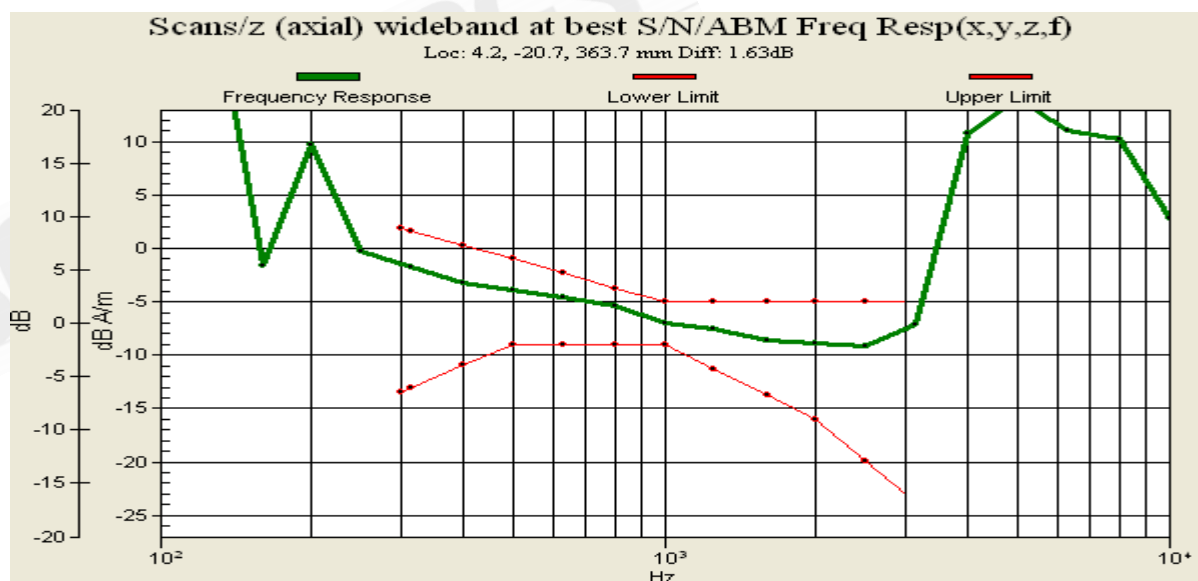
Diff = 1.63 dB

BWC Factor = 10.8 dB

Location: 4.2, -20.7, 363.7 mm



0 dB = 1.00A/m



Unless otherwise stated the results shown in this test report refer only to the sample(s) tested and such sample(s) are retained for 90 days only. This test report cannot be reproduced, except in full, without prior written permission of the Company. 除非另有說明，此報告結果僅對測試之樣品負責，同時此樣品僅保留90天。本報告未經本公司書面許可，不可部份複製。

This document is issued by the Company subject to its General Conditions of Service (www.sgs.com/terms_and_conditions.htm) and Terms and Conditions for Electronic Documents (www.sgs.com/terms_e-document.htm). Attention is drawn to the limitations of liability, indemnification and jurisdictional issues established therein. Even if printed this electronic document is to be treated as an original within the meaning of UCP 600 article 20b. The authenticity of this document may be verified at www.sgsonsite.com/authentication. Any holder of this document is advised that information contained hereon reflects the Company's findings at the time of its intervention only and within the limits of client's instructions, if any. The Company's sole responsibility is to its Client and this document does not exonerate parties to a transaction from exercising all their rights and obligations under the transaction documents.

T-Coil_WCDMA B5_CH4132

DUT: MC9596;

Communication System: WCDMA BAND5; Frequency: 826.4 MHz; Duty Cycle: 1:1

Medium: Air Medium parameters used: $\sigma = 0$ mho/m, $\epsilon_r = 1$; $\rho = 1$ kg/m³

Phantom section: AMB with Coil Section

DASY4 Configuration:

- Probe: AM1DV2 - 1030; ; Calibrated: 2008/4/16
- Sensor-Surface: 0mm (Fix Surface)
- Electronics: DAE4 Sn547; Calibrated: 2009/1/20
- Phantom: HAC Test Arch with Coil; Type: SD HAC P01 BA; Serial: 100x
- Measurement SW: DASY4, V4.7 Build 80; Postprocessing SW: SEMCAD, V1.8 Build 186

Scans/x (longitudinal) 4.2mm 50 x 50/ABM Signal(x,y,z) (13x13x1):

Measurement grid: dx=10mm, dy=10mm

Signal Type: Audio File (.wav) 48k_voice_1kHz_1s.wav

Output Gain: 40.892

Measure Window Start: 0ms

Measure Window Length: 1000ms

BWC applied: 0.163995 dB

Device Reference Point: 0.000, 0.000, 353.7 mm

Cursor:

ABM1 comp = -9.86 dB A/m

BWC Factor = 0.163995 dB

Location: -8.3, -12.5, 363.7 mm

Scans/x (longitudinal) fine 2mm 8 x 8/ABM Signal(x,y,z) (5x5x1):

Measurement grid: dx=10mm, dy=10mm

Signal Type: Audio File (.wav) 48k_voice_1kHz_1s.wav

Output Gain: 40.892

Measure Window Start: 0ms

Measure Window Length: 1000ms

Unless otherwise stated the results shown in this test report refer only to the sample(s) tested and such sample(s) are retained for 90 days only. This test report cannot be reproduced, except in full, without prior written permission of the Company. 除非另有說明，此報告結果僅對測試之樣品負責，同時此樣品僅保留90天。本報告未經本公司書面許可，不可部份複製。

This document is issued by the Company subject to its General Conditions of Service (www.sgs.com/terms_and_conditions.htm) and Terms and Conditions for Electronic Documents (www.sgs.com/terms_e-document.htm). Attention is drawn to the limitations of liability, indemnification and jurisdictional issues established therein. Even if printed this electronic document is to be treated as an original within the meaning of UCP 600 article 20b. The authenticity of this document may be verified at www.sgsonsite.com/authentication. Any holder of this document is advised that information contained hereon reflects the Company's findings at the time of its intervention only and within the limits of client's instructions, if any. The Company's sole responsibility is to its Client and this document does not exonerate parties to a transaction from exercising all their rights and obligations under the transaction documents.

BWC applied: 0.163995 dB

Device Reference Point: 0.000, 0.000, 353.7 mm

Cursor:

ABM1 comp = -9.93 dB A/m

BWC Factor = 0.163995 dB

Location: -8.5, -14.5, 363.7 mm

Scans/x (longitudinal) fine 2mm 8 x 8/ABM SNR(x,y,z) (5x5x1):

Measurement grid: dx=10mm, dy=10mm

Signal Type: Audio File (.wav) 48k_voice_1kHz_1s.wav

Output Gain: 40.892

Measure Window Start: 0ms

Measure Window Length: 1000ms

BWC applied: 0.163995 dB

Device Reference Point: 0.000, 0.000, 353.7 mm

Category	Telephone parameters WD signal quality [(signal+noise)-to-noise ratio in decibels]
Category T1	0 dB to 10 dB
Category T2	10 dB to 20 dB
Category T3	20 dB to 30 dB
Category T4	> 30 dB

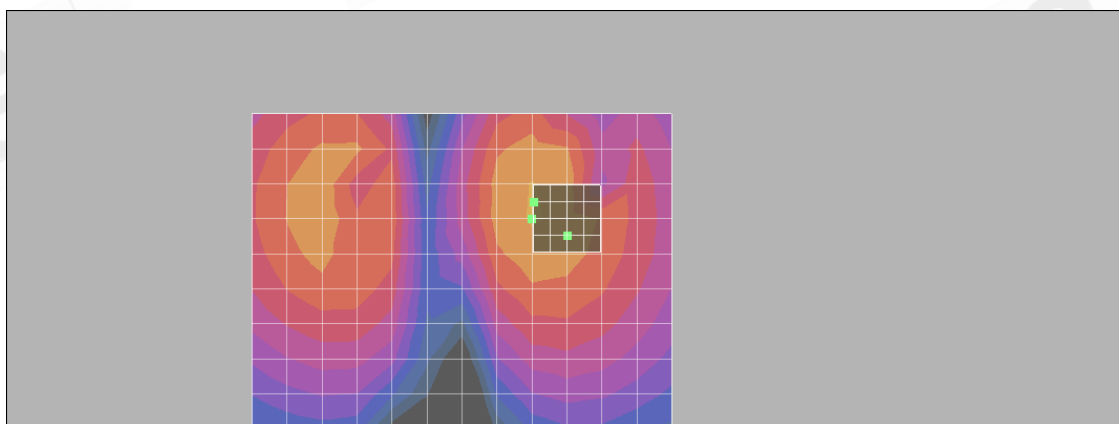
Cursor:

ABM1/ABM2 = 23.9 dB

ABM1 comp = -10.9 dB A/m

BWC Factor = 0.163995 dB

Location: -12.5, -10.5, 363.7 mm



0 dB = 1.00A/m

Unless otherwise stated the results shown in this test report refer only to the sample(s) tested and such sample(s) are retained for 90 days only. This test report cannot be reproduced, except in full, without prior written permission of the Company. 除非另有說明，此報告結果僅對測試之樣品負責，同時此樣品僅保留90天。本報告未經本公司書面許可，不可部份複製。

This document is issued by the Company subject to its General Conditions of Service (www.sgs.com/terms_and_conditions.htm) and Terms and Conditions for Electronic Documents (www.sgs.com/terms_e-document.htm). Attention is drawn to the limitations of liability, indemnification and jurisdictional issues established therein. Even if printed this electronic document is to be treated as an original within the meaning of UCP 600 article 20b. The authenticity of this document may be verified at www.sgsonsite.com/authentication. Any holder of this document is advised that information contained hereon reflects the Company's findings at the time of its intervention only and within the limits of client's instructions, if any. The Company's sole responsibility is to its Client and this document does not exonerate parties to a transaction from exercising all their rights and obligations under the transaction documents.

T-Coil_WCDMA B5_CH4132

DUT: MC9596;

Communication System: WCDMA BAND5; Frequency: 826.4 MHz; Duty Cycle: 1:1
Medium: Air Medium parameters used: $\sigma = 0$ mho/m, $\epsilon_r = 1$; $\rho = 1$ kg/m³
Phantom section: AMB with Coil Section

DASY4 Configuration:

- Probe: AM1DV2 - 1030; ; Calibrated: 2008/4/16
- Sensor-Surface: 0mm (Fix Surface)
- Electronics: DAE4 Sn547; Calibrated: 2009/1/20
- Phantom: HAC Test Arch with Coil; Type: SD HAC P01 BA; Serial: 100x
- Measurement SW: DASY4, V4.7 Build 80; Postprocessing SW: SEMCAD, V1.8 Build 186

Scans/y (transversal) 4.2mm 50 x 50/ABM Signal(x,y,z) (13x13x1):

Measurement grid: dx=10mm, dy=10mm
Signal Type: Audio File (.wav) 48k_voice_1kHz_1s.wav
Output Gain: 40.892
Measure Window Start: 0ms
Measure Window Length: 1000ms
BWC applied: 0.163995 dB
Device Reference Point: 0.000, 0.000, 353.7 mm

Cursor:

ABM1 comp = -9.77 dB A/m
BWC Factor = 0.163995 dB
Location: 4.2, -25, 363.7 mm

Scans/y (transversal) fine 2mm 8 x 8/ABM Signal(x,y,z) (5x5x1):

Measurement grid: dx=10mm, dy=10mm
Signal Type: Audio File (.wav) 48k_voice_1kHz_1s.wav
Output Gain: 40.892
Measure Window Start: 0ms
Measure Window Length: 1000ms

Unless otherwise stated the results shown in this test report refer only to the sample(s) tested and such sample(s) are retained for 90 days only. This test report cannot be reproduced, except in full, without prior written permission of the Company. 除非另有說明，此報告結果僅對測試之樣品負責，同時此樣品僅保留90天。本報告未經本公司書面許可，不可部份複製。

This document is issued by the Company subject to its General Conditions of Service (www.sgs.com/terms_and_conditions.htm) and Terms and Conditions for Electronic Documents (www.sgs.com/terms_e-document.htm). Attention is drawn to the limitations of liability, indemnification and jurisdictional issues established therein. Even if printed this electronic document is to be treated as an original within the meaning of UCP 600 article 20b. The authenticity of this document may be verified at www.sgsonsite.com/authentication. Any holder of this document is advised that information contained hereon reflects the Company's findings at the time of its intervention only and within the limits of client's instructions, if any. The Company's sole responsibility is to its Client and this document does not exonerate parties to a transaction from exercising all their rights and obligations under the transaction documents.

BWC applied: 0.163995 dB

Device Reference Point: 0.000, 0.000, 353.7 mm

Cursor:

ABM1 comp = -9.82 dB A/m

BWC Factor = 0.163995 dB

Location: 4, -24.8, 363.7 mm

Scans/y (transversal) fine 2mm 8 x 8/ABM SNR(x,y,z) (5x5x1):

Measurement grid: dx=10mm, dy=10mm

Signal Type: Audio File (.wav) 48k_voice_1kHz_1s.wav

Output Gain: 40.892

Measure Window Start: 0ms

Measure Window Length: 1000ms

BWC applied: 0.163995 dB

Device Reference Point: 0.000, 0.000, 353.7 mm

Category	Telephone parameters WD signal quality [(signal+noise)-to-noise ratio in decibels]
Category T1	0 dB to 10 dB
Category T2	10 dB to 20 dB
Category T3	20 dB to 30 dB
Category T4	> 30 dB


Cursor:

ABM1/ABM2 = 31.9 dB

ABM1 comp = -12.1 dB A/m

BWC Factor = 0.163995 dB

Location: -4, -22.8, 363.7 mm



0 dB = 1.00A/m

Unless otherwise stated the results shown in this test report refer only to the sample(s) tested and such sample(s) are retained for 90 days only. This test report cannot be reproduced, except in full, without prior written permission of the Company. 除非另有說明，此報告結果僅對測試之樣品負責，同時此樣品僅保留90天。本報告未經本公司書面許可，不可部份複製。

This document is issued by the Company subject to its General Conditions of Service (www.sgs.com/terms_and_conditions.htm) and Terms and Conditions for Electronic Documents (www.sgs.com/terms_e-document.htm). Attention is drawn to the limitations of liability, indemnification and jurisdictional issues established therein. Even if printed this electronic document is to be treated as an original within the meaning of UCP 600 article 20b. The authenticity of this document may be verified at www.sgsonsite.com/authentication. Any holder of this document is advised that information contained hereon reflects the Company's findings at the time of its intervention only and within the limits of client's instructions, if any. The Company's sole responsibility is to its Client and this document does not exonerate parties to a transaction from exercising all their rights and obligations under the transaction documents.

Date/Time: 2009/3/26 14:10:25

T-Coil_WCDMA B5_CH4183

DUT: MC9596;

Communication System: WCDMA BAND5; Frequency: 836.6 MHz; Duty Cycle: 1:1

Medium: Air Medium parameters used: $\sigma = 0$ mho/m, $\epsilon_r = 1$; $\rho = 1$ kg/m³

Phantom section: AMB with Coil Section

DASY4 Configuration:

- Probe: AM1DV2 - 1030; ; Calibrated: 2008/4/16
- Sensor-Surface: 0mm (Fix Surface)
- Electronics: DAE4 Sn547; Calibrated: 2009/1/20
- Phantom: HAC Test Arch with Coil; Type: SD HAC P01 BA; Serial: 100x
- Measurement SW: DASY4, V4.7 Build 80; Postprocessing SW: SEMCAD, V1.8 Build 186

Scans/z (axial) 4.2mm 50 x 50/ABM Signal(x,y,z) (13x13x1):

Measurement grid: dx=10mm, dy=10mm

Signal Type: Audio File (.wav) 48k_voice_1kHz_1s.wav

Output Gain: 40.892

Measure Window Start: 0ms

Measure Window Length: 1000ms

BWC applied: 0.165018 dB

Device Reference Point: 0.000, 0.000, 353.7 mm

Cursor:

ABM1 comp = -1.95 dB A/m

BWC Factor = 0.165018 dB

Location: 4.2, -12.5, 363.7 mm

Scans/z (axial) fine 2mm 8 x 8/ABM Signal(x,y,z) (5x5x1):

Measurement grid: dx=10mm, dy=10mm

Signal Type: Audio File (.wav) 48k_voice_1kHz_1s.wav

Output Gain: 40.892

Measure Window Start: 0ms

Unless otherwise stated the results shown in this test report refer only to the sample(s) tested and such sample(s) are retained for 90 days only. This test report cannot be reproduced, except in full, without prior written permission of the Company. 除非另有說明，此報告結果僅對測試之樣品負責，同時此樣品僅保留90天。本報告未經本公司書面許可，不可部份複製。

This document is issued by the Company subject to its General Conditions of Service (www.sgs.com/terms_and_conditions.htm) and Terms and Conditions for Electronic Documents (www.sgs.com/terms_e-document.htm). Attention is drawn to the limitations of liability, indemnification and jurisdictional issues established therein. Even if printed this electronic document is to be treated as an original within the meaning of UCP 600 article 20b. The authenticity of this document may be verified at www.sgsonsite.com/authentication. Any holder of this document is advised that information contained hereon reflects the Company's findings at the time of its intervention only and within the limits of client's instructions, if any. The Company's sole responsibility is to its Client and this document does not exonerate parties to a transaction from exercising all their rights and obligations under the transaction documents.

Measure Window Length: 1000ms
BWC applied: 0.165018 dB
Device Reference Point: 0.000, 0.000, 353.7 mm

Cursor:

ABM1 comp = -1.82 dB A/m
BWC Factor = 0.165018 dB
Location: 4.2, -14.5, 363.7 mm

Scans/z (axial) wideband at best S/N/ABM Signal(x,y,z) (1x1x1):

Measurement grid: dx=10mm, dy=10mm
Signal Type: Audio File (.wav) 48k_voice_300-3000_2s.wav
Output Gain: 80.084
Measure Window Start: 0ms
Measure Window Length: 2000ms
BWC applied: 10.8 dB
Device Reference Point: 0.000, 0.000, 353.7 mm

Cursor:

ABM1 comp = -6.00 dB A/m
BWC Factor = 10.8 dB
Location: 4.2, -10.5, 363.7 mm

Scans/z (axial) wideband at best S/N/ABM SNR(x,y,z) (1x1x1):

Measurement grid: dx=10mm, dy=10mm
Signal Type: Audio File (.wav) 48k_voice_300-3000_2s.wav
Output Gain: 80.084
Measure Window Start: 0ms
Measure Window Length: 2000ms
BWC applied: 10.8 dB
Device Reference Point: 0.000, 0.000, 353.7 mm

Category	Telephone parameters WD signal quality [(signal+noise)-to-noise ratio in decibels]
Category T1	0 dB to 10 dB
Category T2	10 dB to 20 dB
Category T3	20 dB to 30 dB
Category T4	> 30 dB

Cursor:

ABM1/ABM2 = 30.9 dB
ABM1 comp = -6.00 dB A/m
BWC Factor = 10.8 dB
Location: 4.2, -10.5, 363.7 mm

Unless otherwise stated the results shown in this test report refer only to the sample(s) tested and such sample(s) are retained for 90 days only. This test report cannot be reproduced, except in full, without prior written permission of the Company. 除非另有說明，此報告結果僅對測試之樣品負責，同時此樣品僅保留90天。本報告未經本公司書面許可，不可部份複製。

This document is issued by the Company subject to its General Conditions of Service (www.sgs.com/terms_and_conditions.htm) and Terms and Conditions for Electronic Documents (www.sgs.com/terms_e-document.htm). Attention is drawn to the limitations of liability, indemnification and jurisdictional issues established therein. Even if printed this electronic document is to be treated as an original within the meaning of UCP 600 article 20b. The authenticity of this document may be verified at www.sgsonsite.com/authentication. Any holder of this document is advised that information contained hereon reflects the Company's findings at the time of its intervention only and within the limits of client's instructions, if any. The Company's sole responsibility is to its Client and this document does not exonerate parties to a transaction from exercising all their rights and obligations under the transaction documents.

Scans/z (axial) wideband at best S/N/ABM Freq Resp(x,y,z,f) (1x1x1):

Measurement grid: dx=10mm, dy=10mm

Signal Type: Audio File (.wav) 48k_voice_300-3000_2s.wav

Output Gain: 80.084

Measure Window Start: 0ms

Measure Window Length: 2000ms

BWC applied: 10.8 dB

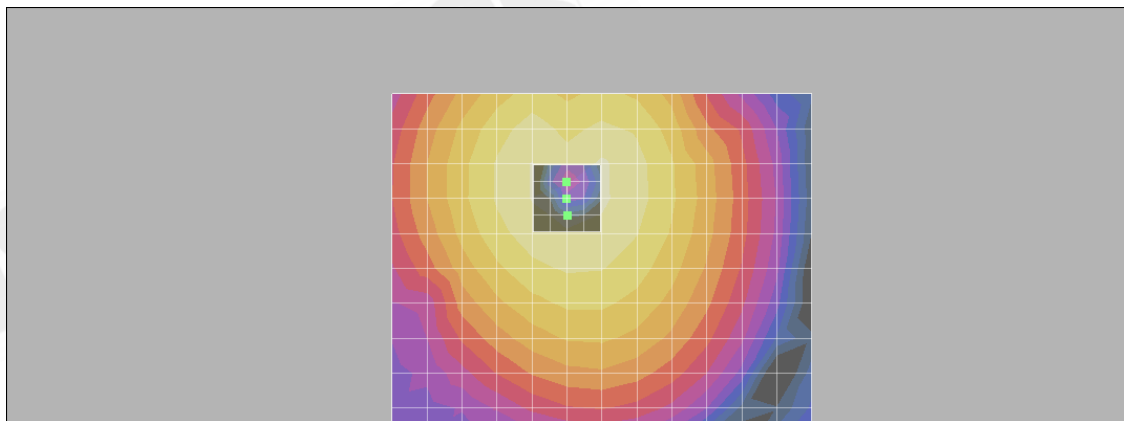
Device Reference Point: 0.000, 0.000, 353.7 mm

Cursor:

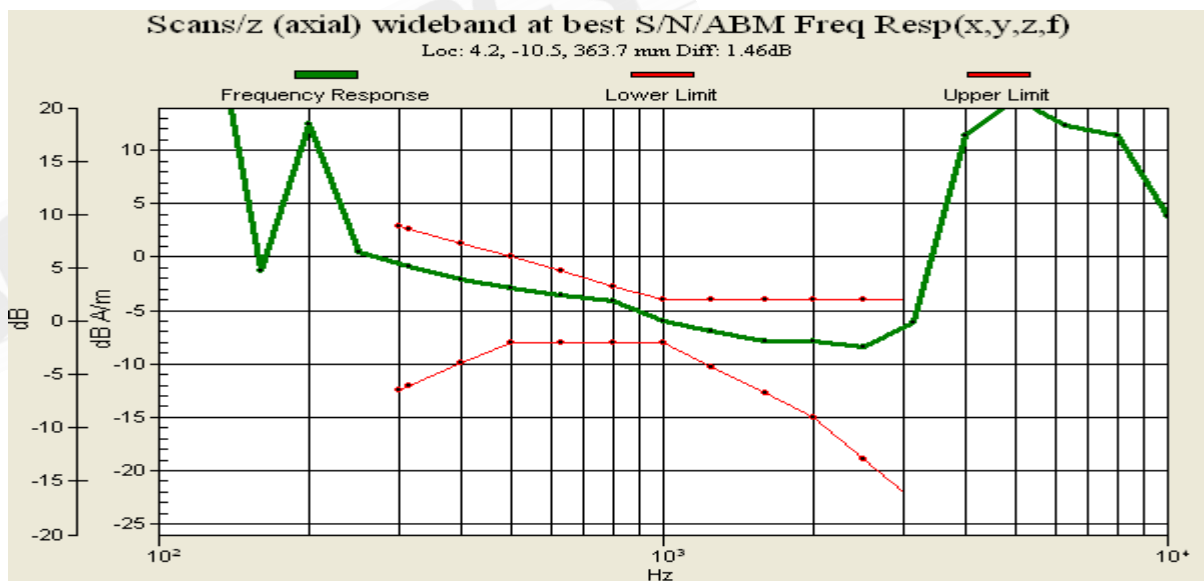
Diff = 1.46 dB

BWC Factor = 10.8 dB

Location: 4.2, -10.5, 363.7 mm



0 dB = 1.00A/m



Unless otherwise stated the results shown in this test report refer only to the sample(s) tested and such sample(s) are retained for 90 days only. This test report cannot be reproduced, except in full, without prior written permission of the Company. 除非另有說明，此報告結果僅對測試之樣品負責，同時此樣品僅保留90天。本報告未經本公司書面許可，不可部份複製。

This document is issued by the Company subject to its General Conditions of Service (www.sgs.com/terms_and_conditions.htm) and Terms and Conditions for Electronic Documents (www.sgs.com/terms_e-document.htm). Attention is drawn to the limitations of liability, indemnification and jurisdictional issues established therein. Even if printed this electronic document is to be treated as an original within the meaning of UCP 600 article 20b. The authenticity of this document may be verified at www.sgsonsite.com/authentication. Any holder of this document is advised that information contained hereon reflects the Company's findings at the time of its intervention only and within the limits of client's instructions, if any. The Company's sole responsibility is to its Client and this document does not exonerate parties to a transaction from exercising all their rights and obligations under the transaction documents.

T-Coil_WCDMA B5_CH4183

DUT: MC9596;

Communication System: WCDMA BAND5; Frequency: 836.6 MHz; Duty Cycle: 1:1
Medium: Air Medium parameters used: $\sigma = 0$ mho/m, $\epsilon_r = 1$; $\rho = 1$ kg/m³
Phantom section: AMB with Coil Section

DASY4 Configuration:

- Probe: AM1DV2 - 1030; ; Calibrated: 2008/4/16
- Sensor-Surface: 0mm (Fix Surface)
- Electronics: DAE4 Sn547; Calibrated: 2009/1/20
- Phantom: HAC Test Arch with Coil; Type: SD HAC P01 BA; Serial: 100x
- Measurement SW: DASY4, V4.7 Build 80; Postprocessing SW: SEMCAD, V1.8 Build 186

Scans/x (longitudinal) 4.2mm 50 x 50/ABM Signal(x,y,z) (13x13x1):

Measurement grid: dx=10mm, dy=10mm
Signal Type: Audio File (.wav) 48k_voice_1kHz_1s.wav
Output Gain: 40.892
Measure Window Start: 0ms
Measure Window Length: 1000ms
BWC applied: 0.165018 dB
Device Reference Point: 0.000, 0.000, 353.7 mm

Cursor:

ABM1 comp = -10.1 dB A/m
BWC Factor = 0.165018 dB
Location: -8.3, -16.7, 363.7 mm

Scans/x (longitudinal) fine 2mm 8 x 8/ABM Signal(x,y,z) (5x5x1):

Measurement grid: dx=10mm, dy=10mm
Signal Type: Audio File (.wav) 48k_voice_1kHz_1s.wav
Output Gain: 40.892
Measure Window Start: 0ms
Measure Window Length: 1000ms

Unless otherwise stated the results shown in this test report refer only to the sample(s) tested and such sample(s) are retained for 90 days only. This test report cannot be reproduced, except in full, without prior written permission of the Company. 除非另有說明，此報告結果僅對測試之樣品負責，同時此樣品僅保留90天。本報告未經本公司書面許可，不可部份複製。

This document is issued by the Company subject to its General Conditions of Service (www.sgs.com/terms_and_conditions.htm) and Terms and Conditions for Electronic Documents (www.sgs.com/terms_e-document.htm). Attention is drawn to the limitations of liability, indemnification and jurisdictional issues established therein. Even if printed this electronic document is to be treated as an original within the meaning of UCP 600 article 20b. The authenticity of this document may be verified at www.sgsonsite.com/authentication. Any holder of this document is advised that information contained hereon reflects the Company's findings at the time of its intervention only and within the limits of client's instructions, if any. The Company's sole responsibility is to its Client and this document does not exonerate parties to a transaction from exercising all their rights and obligations under the transaction documents.

BWC applied: 0.165018 dB

Device Reference Point: 0.000, 0.000, 353.7 mm

Cursor:

ABM1 comp = -9.95 dB A/m

BWC Factor = 0.165018 dB

Location: -8.3, -14.5, 363.7 mm

Scans/x (longitudinal) fine 2mm 8 x 8/ABM SNR(x,y,z) (5x5x1):

Measurement grid: dx=10mm, dy=10mm

Signal Type: Audio File (.wav) 48k_voice_1kHz_1s.wav

Output Gain: 40.892

Measure Window Start: 0ms

Measure Window Length: 1000ms

BWC applied: 0.165018 dB

Device Reference Point: 0.000, 0.000, 353.7 mm

Category	Telephone parameters WD signal quality [(signal+noise)-to-noise ratio in decibels]
Category T1	0 dB to 10 dB
Category T2	10 dB to 20 dB
Category T3	20 dB to 30 dB
Category T4	> 30 dB

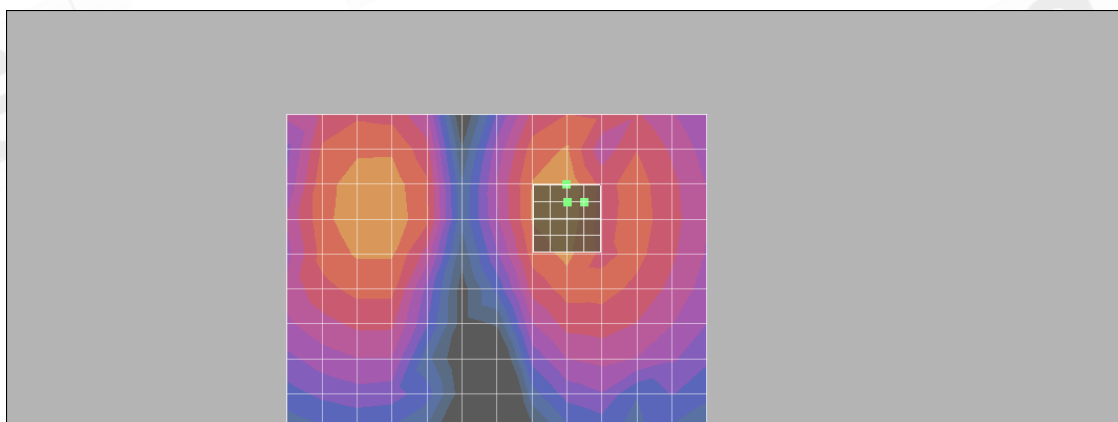
Cursor:

ABM1/ABM2 = 23.3 dB

ABM1 comp = -10.2 dB A/m

BWC Factor = 0.165018 dB

Location: -10.3, -14.5, 363.7 mm



0 dB = 1.00A/m

Unless otherwise stated the results shown in this test report refer only to the sample(s) tested and such sample(s) are retained for 90 days only. This test report cannot be reproduced, except in full, without prior written permission of the Company. 除非另有說明，此報告結果僅對測試之樣品負責，同時此樣品僅保留90天。本報告未經本公司書面許可，不可部份複製。

This document is issued by the Company subject to its General Conditions of Service (www.sgs.com/terms_and_conditions.htm) and Terms and Conditions for Electronic Documents (www.sgs.com/terms_e-document.htm). Attention is drawn to the limitations of liability, indemnification and jurisdictional issues established therein. Even if printed this electronic document is to be treated as an original within the meaning of UCP 600 article 20b. The authenticity of this document may be verified at www.sgsonsite.com/authentication. Any holder of this document is advised that information contained hereon reflects the Company's findings at the time of its intervention only and within the limits of client's instructions, if any. The Company's sole responsibility is to its Client and this document does not exonerate parties to a transaction from exercising all their rights and obligations under the transaction documents.

T-Coil_WCDMA B5_CH4183

DUT: MC9596;

Communication System: WCDMA BAND5; Frequency: 836.6 MHz; Duty Cycle: 1:1
Medium: Air Medium parameters used: $\sigma = 0$ mho/m, $\epsilon_r = 1$; $\rho = 1$ kg/m³
Phantom section: AMB with Coil Section

DASY4 Configuration:

- Probe: AM1DV2 - 1030; ; Calibrated: 2008/4/16
- Sensor-Surface: 0mm (Fix Surface)
- Electronics: DAE4 Sn547; Calibrated: 2009/1/20
- Phantom: HAC Test Arch with Coil; Type: SD HAC P01 BA; Serial: 100x
- Measurement SW: DASY4, V4.7 Build 80; Postprocessing SW: SEMCAD, V1.8 Build 186

Scans/y (transversal) 4.2mm 50 x 50/ABM Signal(x,y,z) (13x13x1):

Measurement grid: dx=10mm, dy=10mm
Signal Type: Audio File (.wav) 48k_voice_1kHz_1s.wav
Output Gain: 40.892
Measure Window Start: 0ms
Measure Window Length: 1000ms
BWC applied: 0.165018 dB
Device Reference Point: 0.000, 0.000, 353.7 mm

Cursor:

ABM1 comp = -9.90 dB A/m
BWC Factor = 0.165018 dB
Location: 4.2, -25, 363.7 mm

Scans/y (transversal) fine 2mm 8 x 8/ABM Signal(x,y,z) (5x5x1):

Measurement grid: dx=10mm, dy=10mm
Signal Type: Audio File (.wav) 48k_voice_1kHz_1s.wav
Output Gain: 40.892
Measure Window Start: 0ms
Measure Window Length: 1000ms

Unless otherwise stated the results shown in this test report refer only to the sample(s) tested and such sample(s) are retained for 90 days only. This test report cannot be reproduced, except in full, without prior written permission of the Company. 除非另有說明，此報告結果僅對測試之樣品負責，同時此樣品僅保留90天。本報告未經本公司書面許可，不可部份複製。

This document is issued by the Company subject to its General Conditions of Service (www.sgs.com/terms_and_conditions.htm) and Terms and Conditions for Electronic Documents (www.sgs.com/terms_e-document.htm). Attention is drawn to the limitations of liability, indemnification and jurisdictional issues established therein. Even if printed this electronic document is to be treated as an original within the meaning of UCP 600 article 20b. The authenticity of this document may be verified at www.sgsonsite.com/authentication. Any holder of this document is advised that information contained hereon reflects the Company's findings at the time of its intervention only and within the limits of client's instructions, if any. The Company's sole responsibility is to its Client and this document does not exonerate parties to a transaction from exercising all their rights and obligations under the transaction documents.

BWC applied: 0.165018 dB

Device Reference Point: 0.000, 0.000, 353.7 mm

Cursor:

ABM1 comp = -10.5 dB A/m

BWC Factor = 0.165018 dB

Location: -0.2, -24.8, 363.7 mm

Scans/y (transversal) fine 2mm 8 x 8/ABM SNR(x,y,z) (5x5x1):

Measurement grid: dx=10mm, dy=10mm

Signal Type: Audio File (.wav) 48k_voice_1kHz_1s.wav

Output Gain: 40.892

Measure Window Start: 0ms

Measure Window Length: 1000ms

BWC applied: 0.165018 dB

Device Reference Point: 0.000, 0.000, 353.7 mm

Category	Telephone parameters WD signal quality [(signal+noise)-to-noise ratio in decibels]
Category T1	0 dB to 10 dB
Category T2	10 dB to 20 dB
Category T3	20 dB to 30 dB
Category T4	> 30 dB

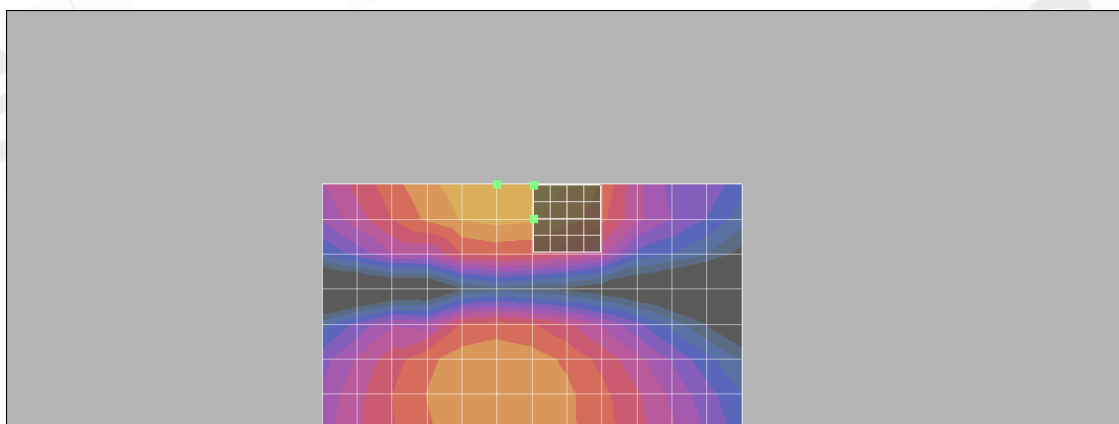
Cursor:

ABM1/ABM2 = 32.8 dB

ABM1 comp = -11.5 dB A/m

BWC Factor = 0.165018 dB

Location: -0.2, -20.8, 363.7 mm



0 dB = 1.00A/m

Unless otherwise stated the results shown in this test report refer only to the sample(s) tested and such sample(s) are retained for 90 days only. This test report cannot be reproduced, except in full, without prior written permission of the Company. 除非另有說明，此報告結果僅對測試之樣品負責，同時此樣品僅保留90天。本報告未經本公司書面許可，不可部份複製。

This document is issued by the Company subject to its General Conditions of Service (www.sgs.com/terms_and_conditions.htm) and Terms and Conditions for Electronic Documents (www.sgs.com/terms_e-document.htm). Attention is drawn to the limitations of liability, indemnification and jurisdictional issues established therein. Even if printed this electronic document is to be treated as an original within the meaning of UCP 600 article 20b. The authenticity of this document may be verified at www.sgsonsite.com/authentication. Any holder of this document is advised that information contained hereon reflects the Company's findings at the time of its intervention only and within the limits of client's instructions, if any. The Company's sole responsibility is to its Client and this document does not exonerate parties to a transaction from exercising all their rights and obligations under the transaction documents.

Date/Time: 2009/3/26 15:27:54

T-Coil_WCDMA B5_CH4233

DUT: MC9596;

Communication System: WCDMA BAND5; Frequency: 846.6 MHz; Duty Cycle: 1:1

Medium: Air Medium parameters used: $\sigma = 0$ mho/m, $\epsilon_r = 1$; $\rho = 1$ kg/m³

Phantom section: AMB with Coil Section

DASY4 Configuration:

- Probe: AM1DV2 - 1030; ; Calibrated: 2008/4/16
- Sensor-Surface: 0mm (Fix Surface)
- Electronics: DAE4 Sn547; Calibrated: 2009/1/20
- Phantom: HAC Test Arch with Coil; Type: SD HAC P01 BA; Serial: 100x
- Measurement SW: DASY4, V4.7 Build 80; Postprocessing SW: SEMCAD, V1.8 Build 186

Scans/z (axial) 4.2mm 50 x 50/ABM Signal(x,y,z) (13x13x1):

Measurement grid: dx=10mm, dy=10mm

Signal Type: Audio File (.wav) 48k_voice_1kHz_1s.wav

Output Gain: 40.892

Measure Window Start: 0ms

Measure Window Length: 1000ms

BWC applied: 0.16604 dB

Device Reference Point: 0.000, 0.000, 353.7 mm

Cursor:

ABM1 comp = -1.52 dB A/m

BWC Factor = 0.16604 dB

Location: 4.2, -12.5, 363.7 mm

Scans/z (axial) fine 2mm 8 x 8/ABM Signal(x,y,z) (5x5x1):

Measurement grid: dx=10mm, dy=10mm

Signal Type: Audio File (.wav) 48k_voice_1kHz_1s.wav

Output Gain: 40.892

Measure Window Start: 0ms

Unless otherwise stated the results shown in this test report refer only to the sample(s) tested and such sample(s) are retained for 90 days only. This test report cannot be reproduced, except in full, without prior written permission of the Company. 除非另有說明，此報告結果僅對測試之樣品負責，同時此樣品僅保留90天。本報告未經本公司書面許可，不可部份複製。

This document is issued by the Company subject to its General Conditions of Service (www.sgs.com/terms_and_conditions.htm) and Terms and Conditions for Electronic Documents (www.sgs.com/terms_e-document.htm). Attention is drawn to the limitations of liability, indemnification and jurisdictional issues established therein. Even if printed this electronic document is to be treated as an original within the meaning of UCP 600 article 20b. The authenticity of this document may be verified at www.sgsonsite.com/authentication. Any holder of this document is advised that information contained hereon reflects the Company's findings at the time of its intervention only and within the limits of client's instructions, if any. The Company's sole responsibility is to its Client and this document does not exonerate parties to a transaction from exercising all their rights and obligations under the transaction documents.

Measure Window Length: 1000ms
BWC applied: 0.16604 dB
Device Reference Point: 0.000, 0.000, 353.7 mm

Cursor:

ABM1 comp = -1.62 dB A/m
BWC Factor = 0.16604 dB
Location: 4, -14.5, 363.7 mm

Scans/z (axial) wideband at best S/N/ABM Signal(x,y,z) (1x1x1):

Measurement grid: dx=10mm, dy=10mm
Signal Type: Audio File (.wav) 48k_voice_300-3000_2s.wav
Output Gain: 80.084
Measure Window Start: 0ms
Measure Window Length: 2000ms
BWC applied: 10.8 dB
Device Reference Point: 0.000, 0.000, 353.7 mm

Cursor:

ABM1 comp = -5.52 dB A/m
BWC Factor = 10.8 dB
Location: 4, -16.5, 363.7 mm

Scans/z (axial) wideband at best S/N/ABM SNR(x,y,z) (1x1x1):

Measurement grid: dx=10mm, dy=10mm
Signal Type: Audio File (.wav) 48k_voice_300-3000_2s.wav
Output Gain: 80.084
Measure Window Start: 0ms
Measure Window Length: 2000ms
BWC applied: 10.8 dB
Device Reference Point: 0.000, 0.000, 353.7 mm

Category	Telephone parameters WD signal quality [(signal+noise)-to-noise ratio in decibels]
Category T1	0 dB to 10 dB
Category T2	10 dB to 20 dB
Category T3	20 dB to 30 dB
Category T4	> 30 dB

Cursor:

ABM1/ABM2 = 31.1 dB
ABM1 comp = -5.52 dB A/m
BWC Factor = 10.8 dB
Location: 4, -16.5, 363.7 mm

Unless otherwise stated the results shown in this test report refer only to the sample(s) tested and such sample(s) are retained for 90 days only. This test report cannot be reproduced, except in full, without prior written permission of the Company. 除非另有說明，此報告結果僅對測試之樣品負責，同時此樣品僅保留90天。本報告未經本公司書面許可，不可部份複製。

This document is issued by the Company subject to its General Conditions of Service (www.sgs.com/terms_and_conditions.htm) and Terms and Conditions for Electronic Documents (www.sgs.com/terms_e-document.htm). Attention is drawn to the limitations of liability, indemnification and jurisdictional issues established therein. Even if printed this electronic document is to be treated as an original within the meaning of UCP 600 article 20b. The authenticity of this document may be verified at www.sgsonsite.com/authentication. Any holder of this document is advised that information contained hereon reflects the Company's findings at the time of its intervention only and within the limits of client's instructions, if any. The Company's sole responsibility is to its Client and this document does not exonerate parties to a transaction from exercising all their rights and obligations under the transaction documents.

Scans/z (axial) wideband at best S/N/ABM Freq Resp(x,y,z,f) (1x1x1):

Measurement grid: dx=10mm, dy=10mm

Signal Type: Audio File (.wav) 48k_voice_300-3000_2s.wav

Output Gain: 80.084

Measure Window Start: 0ms

Measure Window Length: 2000ms

BWC applied: 10.8 dB

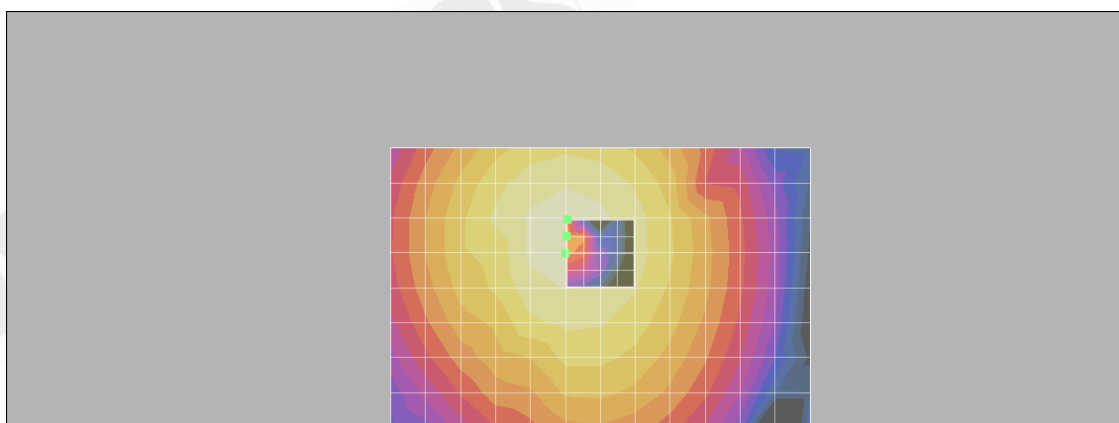
Device Reference Point: 0.000, 0.000, 353.7 mm

Cursor:

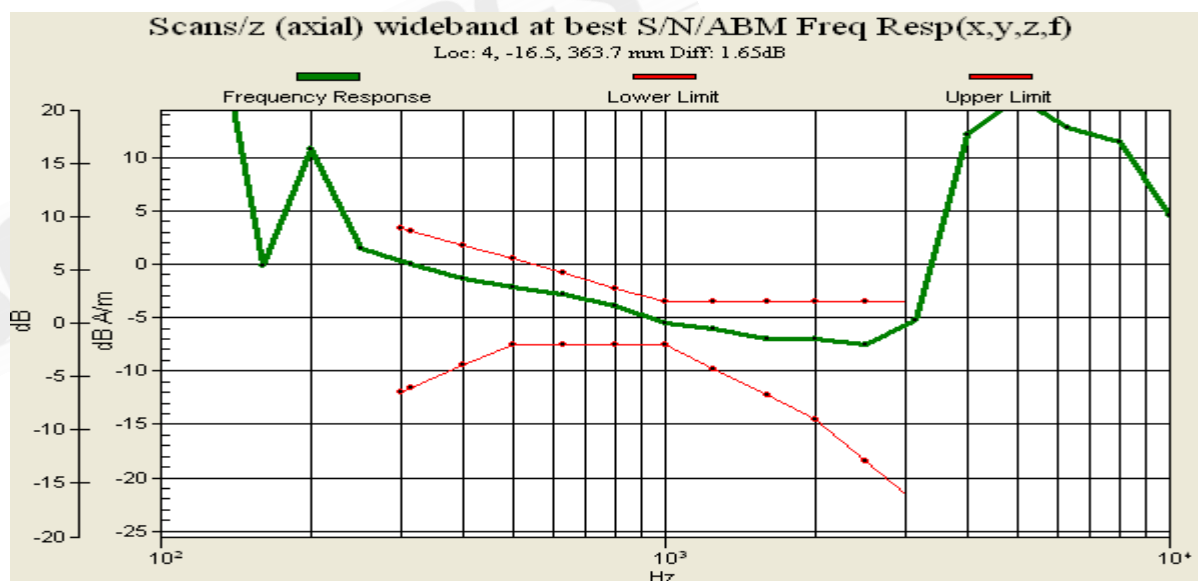
Diff = 1.65 dB

BWC Factor = 10.8 dB

Location: 4, -16.5, 363.7 mm



0 dB = 1.00A/m



Unless otherwise stated the results shown in this test report refer only to the sample(s) tested and such sample(s) are retained for 90 days only. This test report cannot be reproduced, except in full, without prior written permission of the Company. 除非另有說明，此報告結果僅對測試之樣品負責，同時此樣品僅保留90天。本報告未經本公司書面許可，不可部份複製。

This document is issued by the Company subject to its General Conditions of Service (www.sgs.com/terms_and_conditions.htm) and Terms and Conditions for Electronic Documents (www.sgs.com/terms_e-document.htm). Attention is drawn to the limitations of liability, indemnification and jurisdictional issues established therein. Even if printed this electronic document is to be treated as an original within the meaning of UCP 600 article 20b. The authenticity of this document may be verified at www.sgsonsite.com/authentication. Any holder of this document is advised that information contained hereon reflects the Company's findings at the time of its intervention only and within the limits of client's instructions, if any. The Company's sole responsibility is to its Client and this document does not exonerate parties to a transaction from exercising all their rights and obligations under the transaction documents.

T-Coil_WCDMA B5_CH4233

DUT: MC9596;

Communication System: WCDMA BAND5; Frequency: 846.6 MHz; Duty Cycle: 1:1
Medium: Air Medium parameters used: $\sigma = 0$ mho/m, $\epsilon_r = 1$; $\rho = 1$ kg/m³
Phantom section: AMB with Coil Section

DASY4 Configuration:

- Probe: AM1DV2 - 1030; ; Calibrated: 2008/4/16
- Sensor-Surface: 0mm (Fix Surface)
- Electronics: DAE4 Sn547; Calibrated: 2009/1/20
- Phantom: HAC Test Arch with Coil; Type: SD HAC P01 BA; Serial: 100x
- Measurement SW: DASY4, V4.7 Build 80; Postprocessing SW: SEMCAD, V1.8 Build 186

Scans/x (longitudinal) 4.2mm 50 x 50/ABM Signal(x,y,z) (13x13x1):

Measurement grid: dx=10mm, dy=10mm
Signal Type: Audio File (.wav) 48k_voice_1kHz_1s.wav
Output Gain: 40.892
Measure Window Start: 0ms
Measure Window Length: 1000ms
BWC applied: 0.16604 dB
Device Reference Point: 0.000, 0.000, 353.7 mm

Cursor:

ABM1 comp = -9.72 dB A/m
BWC Factor = 0.16604 dB
Location: -8.3, -12.5, 363.7 mm

Scans/x (longitudinal) fine 2mm 8 x 8/ABM Signal(x,y,z) (5x5x1):

Measurement grid: dx=10mm, dy=10mm
Signal Type: Audio File (.wav) 48k_voice_1kHz_1s.wav
Output Gain: 40.892
Measure Window Start: 0ms
Measure Window Length: 1000ms

Unless otherwise stated the results shown in this test report refer only to the sample(s) tested and such sample(s) are retained for 90 days only. This test report cannot be reproduced, except in full, without prior written permission of the Company. 除非另有說明，此報告結果僅對測試之樣品負責，同時此樣品僅保留90天。本報告未經本公司書面許可，不可部份複製。

This document is issued by the Company subject to its General Conditions of Service (www.sgs.com/terms_and_conditions.htm) and Terms and Conditions for Electronic Documents (www.sgs.com/terms_e-document.htm). Attention is drawn to the limitations of liability, indemnification and jurisdictional issues established therein. Even if printed this electronic document is to be treated as an original within the meaning of UCP 600 article 20b. The authenticity of this document may be verified at www.sgsonsite.com/authentication. Any holder of this document is advised that information contained hereon reflects the Company's findings at the time of its intervention only and within the limits of client's instructions, if any. The Company's sole responsibility is to its Client and this document does not exonerate parties to a transaction from exercising all their rights and obligations under the transaction documents.

BWC applied: 0.16604 dB

Device Reference Point: 0.000, 0.000, 353.7 mm

Cursor:

ABM1 comp = -9.77 dB A/m

BWC Factor = 0.16604 dB

Location: -8.3, -14.5, 363.7 mm

Scans/x (longitudinal) fine 2mm 8 x 8/ABM SNR(x,y,z) (5x5x1):

Measurement grid: dx=10mm, dy=10mm

Signal Type: Audio File (.wav) 48k_voice_1kHz_1s.wav

Output Gain: 40.892

Measure Window Start: 0ms

Measure Window Length: 1000ms

BWC applied: 0.16604 dB

Device Reference Point: 0.000, 0.000, 353.7 mm

Category	Telephone parameters WD signal quality [(signal+noise)-to-noise ratio in decibels]
Category T1	0 dB to 10 dB
Category T2	10 dB to 20 dB
Category T3	20 dB to 30 dB
Category T4	> 30 dB

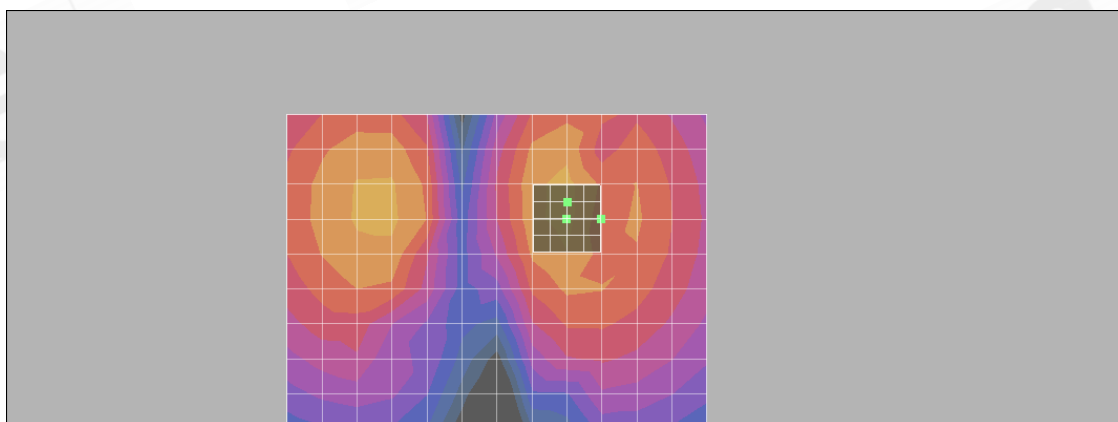
Cursor:

ABM1/ABM2 = 25.7 dB

ABM1 comp = -10.6 dB A/m

BWC Factor = 0.16604 dB

Location: -12.3, -12.5, 363.7 mm



0 dB = 1.00A/m

Unless otherwise stated the results shown in this test report refer only to the sample(s) tested and such sample(s) are retained for 90 days only. This test report cannot be reproduced, except in full, without prior written permission of the Company. 除非另有說明，此報告結果僅對測試之樣品負責，同時此樣品僅保留90天。本報告未經本公司書面許可，不可部份複製。

This document is issued by the Company subject to its General Conditions of Service (www.sgs.com/terms_and_conditions.htm) and Terms and Conditions for Electronic Documents (www.sgs.com/terms_e-document.htm). Attention is drawn to the limitations of liability, indemnification and jurisdictional issues established therein. Even if printed this electronic document is to be treated as an original within the meaning of UCP 600 article 20b. The authenticity of this document may be verified at www.sgsonsite.com/authentication. Any holder of this document is advised that information contained hereon reflects the Company's findings at the time of its intervention only and within the limits of client's instructions, if any. The Company's sole responsibility is to its Client and this document does not exonerate parties to a transaction from exercising all their rights and obligations under the transaction documents.

T-Coil_WCDMA B5_CH4233

DUT: MC9596;

Communication System: WCDMA BAND5; Frequency: 846.6 MHz; Duty Cycle: 1:1
Medium: Air Medium parameters used: $\sigma = 0$ mho/m, $\epsilon_r = 1$; $\rho = 1$ kg/m³
Phantom section: AMB with Coil Section

DASY4 Configuration:

- Probe: AM1DV2 - 1030; ; Calibrated: 2008/4/16
- Sensor-Surface: 0mm (Fix Surface)
- Electronics: DAE4 Sn547; Calibrated: 2009/1/20
- Phantom: HAC Test Arch with Coil; Type: SD HAC P01 BA; Serial: 100x
- Measurement SW: DASY4, V4.7 Build 80; Postprocessing SW: SEMCAD, V1.8 Build 186

Scans/y (transversal) 4.2mm 50 x 50/ABM Signal(x,y,z) (13x13x1):

Measurement grid: dx=10mm, dy=10mm
Signal Type: Audio File (.wav) 48k_voice_1kHz_1s.wav
Output Gain: 40.892
Measure Window Start: 0ms
Measure Window Length: 1000ms
BWC applied: 0.16604 dB
Device Reference Point: 0.000, 0.000, 353.7 mm

Cursor:

ABM1 comp = -9.54 dB A/m
BWC Factor = 0.16604 dB
Location: 4.2, -25, 363.7 mm

Scans/y (transversal) fine 2mm 8 x 8/ABM Signal(x,y,z) (5x5x1):

Measurement grid: dx=10mm, dy=10mm
Signal Type: Audio File (.wav) 48k_voice_1kHz_1s.wav
Output Gain: 40.892
Measure Window Start: 0ms
Measure Window Length: 1000ms

Unless otherwise stated the results shown in this test report refer only to the sample(s) tested and such sample(s) are retained for 90 days only. This test report cannot be reproduced, except in full, without prior written permission of the Company. 除非另有說明，此報告結果僅對測試之樣品負責，同時此樣品僅保留90天。本報告未經本公司書面許可，不可部份複製。

This document is issued by the Company subject to its General Conditions of Service (www.sgs.com/terms_and_conditions.htm) and Terms and Conditions for Electronic Documents (www.sgs.com/terms_e-document.htm). Attention is drawn to the limitations of liability, indemnification and jurisdictional issues established therein. Even if printed this electronic document is to be treated as an original within the meaning of UCP 600 article 20b. The authenticity of this document may be verified at www.sgsonsite.com/authentication. Any holder of this document is advised that information contained hereon reflects the Company's findings at the time of its intervention only and within the limits of client's instructions, if any. The Company's sole responsibility is to its Client and this document does not exonerate parties to a transaction from exercising all their rights and obligations under the transaction documents.

BWC applied: 0.16604 dB

Device Reference Point: 0.000, 0.000, 353.7 mm

Cursor:

ABM1 comp = -9.65 dB A/m

BWC Factor = 0.16604 dB

Location: 4.3, -24.8, 363.7 mm

Scans/y (transversal) fine 2mm 8 x 8/ABM SNR(x,y,z) (5x5x1):

Measurement grid: dx=10mm, dy=10mm

Signal Type: Audio File (.wav) 48k_voice_1kHz_1s.wav

Output Gain: 40.892

Measure Window Start: 0ms

Measure Window Length: 1000ms

BWC applied: 0.16604 dB

Device Reference Point: 0.000, 0.000, 353.7 mm

Category	Telephone parameters WD signal quality [(signal+noise)-to-noise ratio in decibels]
Category T1	0 dB to 10 dB
Category T2	10 dB to 20 dB
Category T3	20 dB to 30 dB
Category T4	> 30 dB


Cursor:

ABM1/ABM2 = 33.5 dB

ABM1 comp = -10.5 dB A/m

BWC Factor = 0.16604 dB

Location: 4.3, -20.8, 363.7 mm



0 dB = 1.00A/m

Unless otherwise stated the results shown in this test report refer only to the sample(s) tested and such sample(s) are retained for 90 days only. This test report cannot be reproduced, except in full, without prior written permission of the Company. 除非另有說明，此報告結果僅對測試之樣品負責，同時此樣品僅保留90天。本報告未經本公司書面許可，不可部份複製。

This document is issued by the Company subject to its General Conditions of Service (www.sgs.com/terms_and_conditions.htm) and Terms and Conditions for Electronic Documents (www.sgs.com/terms_e-document.htm). Attention is drawn to the limitations of liability, indemnification and jurisdictional issues established therein. Even if printed this electronic document is to be treated as an original within the meaning of UCP 600 article 20b. The authenticity of this document may be verified at www.sgsonsite.com/authentication. Any holder of this document is advised that information contained hereon reflects the Company's findings at the time of its intervention only and within the limits of client's instructions, if any. The Company's sole responsibility is to its Client and this document does not exonerate parties to a transaction from exercising all their rights and obligations under the transaction documents.

13. Probe Calibration certificate

Calibration Laboratory of
Schmid & Partner
Engineering AG
Zeughausstrasse 43, 8004 Zurich, Switzerland



S Schweizerischer Kalibrierdienst
C Service suisse d'étalonnage
S Servizio svizzero di taratura
S Swiss Calibration Service

Accredited by the Swiss Accreditation Service (SAS)
The Swiss Accreditation Service is one of the signatories to the EA
Multilateral Agreement for the recognition of calibration certificates

Accreditation No.: SCS 108

Client **SGS (Auden)**

Certificate No: DAE4-547_Jan09

CALIBRATION CERTIFICATE

Object **DAE4 - SD 000 D04 BJ - SN: 547**

Calibration procedure(s) **QA CAL-06.v12
Calibration procedure for the data acquisition electronics (DAE)**

Calibration date: **January 19, 2009**

Condition of the calibrated item **In Tolerance**

This calibration certificate documents the traceability to national standards, which realize the physical units of measurements (SI).
The measurements and the uncertainties with confidence probability are given on the following pages and are part of the certificate.

All calibrations have been conducted in the closed laboratory facility: environment temperature (22 ± 3)°C and humidity < 70%.

Calibration Equipment used (M&TE critical for calibration)

Primary Standards	ID #	Cal Date (Certificate No.)	Scheduled Calibration
Fluke Process Calibrator Type 702	SN: 6295803	30-Sep-08 (No: 7673)	Sep-09
Keithley Multimeter Type 2001	SN: 0810278	30-Sep-08 (No: 7670)	Sep-09
Secondary Standards	ID #	Check Date (in house)	Scheduled Check
Calibrator Box V1.1	SE UMS 006 AB 1004	06-Jun-08 (in house check)	In house check: Jun-09

Calibrated by:

Name	Function	Signature
Daniel Hess	Technician	

Approved by:

Fin Bornholt	R&D Director	
--------------	--------------	--

Issued: January 20, 2009

This calibration certificate shall not be reproduced except in full without written approval of the laboratory.

Certificate No: DAE4-547_Jan09

Page 1 of 5

Unless otherwise stated the results shown in this test report refer only to the sample(s) tested and such sample(s) are retained for 90 days only. This test report cannot be reproduced, except in full, without prior written permission of the Company. 除非另有說明，此報告結果僅對測試之樣品負責，同時此樣品僅保留90天。本報告未經本公司書面許可，不可部份複製。

This document is issued by the Company subject to its General Conditions of Service (www.sgs.com/terms_and_conditions.htm) and Terms and Conditions for Electronic Documents (www.sgs.com/terms_e-document.htm). Attention is drawn to the limitations of liability, indemnification and jurisdictional issues established therein. Even if printed this electronic document is to be treated as an original within the meaning of UCP 600 article 20b. The authenticity of this document may be verified at www.sgsonsite.com/authentication. Any holder of this document is advised that information contained hereon reflects the Company's findings at the time of its intervention only and within the limits of client's instructions, if any. The Company's sole responsibility is to its Client and this document does not exonerate parties to a transaction from exercising all their rights and obligations under the transaction documents.

Calibration Laboratory of
Schmid & Partner
Engineering AG
Zeughausstrasse 43, 8004 Zurich, Switzerland



S Schweizerischer Kalibrierdienst
C Service suisse d'étalonnage
S Servizio svizzero di taratura
S Swiss Calibration Service

Accredited by the Swiss Accreditation Service (SAS)
The Swiss Accreditation Service is one of the signatories to the EA
Multilateral Agreement for the recognition of calibration certificates
Client **SGS (Auden)**

Accreditation No.: **SCS 108**

Certificate No: **AM1DV2-1030_Apr08**

CALIBRATION CERTIFICATE

Object **AM1DV2 - SN: 1030**

Calibration procedure(s) **QA CAL-24.v2
Calibration procedure for AM1D magnetic field probes and TMFS in the
audio range**

Calibration date: **April 16, 2008**

Condition of the calibrated item **In Tolerance**

This calibration certificate documents the traceability to national standards, which realize the physical units of measurements (SI).
The measurements and the uncertainties with confidence probability are given on the following pages and are part of the certificate.

All calibrations have been conducted in the closed laboratory facility: environment temperature (22 ± 3)°C and humidity < 70%.

Calibration Equipment used (M&TE critical for calibration)

Primary Standards	ID #	Cal Date (Certificate No.)	Scheduled Calibration
Keithley Multimeter Type 2001	SN: 0810278	03-Oct-07 (No. 6465)	Oct-08
Reference Probe AM1DV2	SN: 1008	23-Jan-08 (No. AM1D-1008_Jan08)	Jan-09
DAE4	SN: 781	2-Oct-07 (No. DAE4-781_Oct07)	Oct-08
Secondary Standards	ID #	Check Date (in house)	Scheduled Check
AMCC	1050	15-Aug-07 (in house check Aug-07)	Aug-09

	Name	Function	Signature
Calibrated by:	Mike Meili	RF Technician	
Approved by:	Fin Bomholt	R&D Director	

Issued: April 17, 2008

This calibration certificate shall not be reproduced except in full without written approval of the laboratory.

Certificate No: AM1D-1030_Apr08

Page 1 of 3

Unless otherwise stated the results shown in this test report refer only to the sample(s) tested and such sample(s) are retained for 90 days only. This test report cannot be reproduced, except in full, without prior written permission of the Company. 除非另有說明，此報告結果僅對測試之樣品負責，同時此樣品僅保留90天。本報告未經本公司書面許可，不可部份複製。

This document is issued by the Company subject to its General Conditions of Service (www.sgs.com/terms_and_conditions.htm) and Terms and Conditions for Electronic Documents (www.sgs.com/terms_e-document.htm). Attention is drawn to the limitations of liability, indemnification and jurisdictional issues established therein. Even if printed this electronic document is to be treated as an original within the meaning of UCP 600 article 20b. The authenticity of this document may be verified at www.sgsonsite.com/authentication. Any holder of this document is advised that information contained hereon reflects the Company's findings at the time of its intervention only and within the limits of client's instructions, if any. The Company's sole responsibility is to its Client and this document does not exonerate parties to a transaction from exercising all their rights and obligations under the transaction documents.

References

- [1] ANSI C63.19-2007
American National Standard for Methods of Measurement of Compatibility between Wireless Communications Devices and Hearing Aids.
- [2] DASY4 manual, Chapter: Hearing Aid Compatibility (HAC) T-Coil Extension

Description of the AM1D probe

The AM1D Audio Magnetic Field Probe is a fully shielded magnetic field probe for the frequency range from 100 Hz to 20 kHz. The pickup coil is compliant with the dimensional requirements of [1]. The probe includes a symmetric low noise amplifier for the signal available at the shielded 3 pin connector at the side. Power is supplied via the same connector (phantom power supply) and monitored via the LED near the connector. The 7 pin connector at the end of the probe does not carry any signals, but determines the angle of the sensor when mounted on the DAE. The probe supports mechanical detection of the surface.

The single sensor in the probe is arranged in a tilt angle allowing measurement of 3 orthogonal field components when rotating the probe by 120° around its axis. It is aligned with the perpendicular component of the field, if the probe axis is tilted nominally 35.3° above the measurement plane, using the connector rotation and sensor angle stated below.

The probe is fully RF shielded when operated with the matching signal cable (shielded) and allows measurement of audio magnetic fields in the close vicinity of RF emitting wireless devices according to [1] without additional shielding.

Handling of the item

The probe is manufactured from stainless steel. In order to maintain the performance and calibration of the probe, it must not be opened. The probe is designed for operation in air and shall not be exposed to humidity or liquids. For proper operation of the surface detection and emergency stop functions in a DASY system, the probe must be operated with the special probe cup provided (larger diameter).

Methods Applied and Interpretation of Parameters

- **Coordinate System:** The AM1D probe is mounted in the DASY system for operation with a HAC Test Arch phantom with AMCC Helmholtz calibration coil according to [2], with the tip pointing to "southwest" orientation.
- **Functional Test:** The functional test preceding calibration includes test of
Noise level
RF immunity (1kHz AM modulated signal). The shield of the probe cable must be well connected.
Frequency response verification from 100 Hz to 5 kHz.
- **Connector Rotation:** The connector at the end of the probe does not carry any signals and is used for fixation to the DAE only. The probe is operated in the center of the AMCC Helmholtz coil using a 1 kHz magnetic field signal. Its angle is determined from the two minima at nominally +120° and -120° rotation, so the sensor in the tip of the probe is aligned to the vertical plane in z-direction, corresponding to the field maximum in the AMCC Helmholtz calibration coil.
- **Sensor Angle:** The sensor tilting in the vertical plane from the ideal vertical direction is determined from the two minima at nominally +120° and -120°. DASY system uses this angle to align the sensor for radial measurements to the x and y axis in the horizontal plane.
- **Sensitivity:** With the probe sensor aligned to the z-field in the AMCC, the output of the probe is compared to the magnetic field in the AMCC at 1 kHz. The field in the AMCC Helmholtz coil is given by the geometry and the current through the coil, which is monitored on the precision shunt resistor of the coil.

AM1D probe identification and configuration data

Item	AM1DV2 Audio Magnetic 1D Field Probe
Type No	SP AM1 001 AE
Serial No	1030

Overall length	296 mm
Tip diameter	6.0 mm (at the tip)
Sensor offset	3.0 mm (centre of sensor from tip)
Internal Amplifier	40 dB

Manufacturer / Origin	Schmid & Partner Engineering AG, Zürich, Switzerland
Manufacturing date	2006
Last calibration date	N/A (probe replacement)

Calibration data

Connector rotation angle	(in DASY system)	251.6 °	+/- 3.6 ° (k=2)
Sensor angle	(in DASY system)	- 0.11 °	+/- 0.5 ° (k=2)
Sensitivity at 1 kHz	(in DASY system)	0.0648 V / (A/m)	+/- 2.2 % (k=2)

14 Uncertainty Analysis

Error Description	Uncertainty value [%]	Prob. Dist.	Div.	c	c	Std. Unc. ABM1 [%]	Std. Unc. ABM2 [%]
				ABM1	ABM2		
PROBE SENSITIVITY							
Reference level	3.0	N	1.0	1	1	3.0	3.0
AMCC geometry	0.4	R	1.7	1	1	0.2	0.2
AMCC current	0.6	R	1.7	1	1	0.4	0.4
Probe positioning during calibration	0.1	R	1.7	1	1	0.1	0.1
Noise contribution	0.7	R	1.7	0.0143	1	0.0	0.4
Frequency slope	5.9	R	1.7	0.1	1.0	0.3	3.5
PROBE SYSTEM							
Repeatability / Drift	1.0	R	1.7	1	1	0.6	0.6
Linearity / Dynamic range	0.6	R	1.7	1	1	0.4	0.4
Acoustic noise	1.0	R	1.7	0.1	1	0.1	0.6
Probe angle	2.3	R	1.7	1	1	1.4	1.4
Spectral processing	0.9	R	1.7	1	1	0.5	0.5
Integration time	0.6	N	1.0	1	5	0.6	3.0
Field disturbance	0.2	R	1.7	1	1	0.1	0.1
TEST SIGNAL							
Reference signal spectral response	0.6	R	1.7	0	1	0.0	0.4
POSITIONING							
Probe positioning	1.9	R	1.7	1	1	1.1	1.1
Phantom thickness	0.9	R	1.7	1	1	0.5	0.5
DUT positioning	1.9	R	1.7	1	1	1.1	1.1
EXTERNAL CONTRIBUTIONS							
RF interference	0.0	R	1.7	1	1	0.0	0.0
Test signal variation	2.0	R	1.7	1	1	1.2	1.2
COMBINED UNCERTAINTY							
Combined Std. uncertainty (ABM field)						4.1	6.1
Expanded Std. uncertainty [%]						8.1	12.3

Table 18.1 Uncertainty of audio band magnetic measurements

End of 1st part of report

Unless otherwise stated the results shown in this test report refer only to the sample(s) tested and such sample(s) are retained for 90 days only. This test report cannot be reproduced, except in full, without prior written permission of the Company. 除非另有說明，此報告結果僅對測試之樣品負責，同時此樣品僅保留90天。本報告未經本公司書面許可，不可部份複製。

This document is issued by the Company subject to its General Conditions of Service (www.sgs.com/terms_and_conditions.htm) and Terms and Conditions for Electronic Documents (www.sgs.com/terms_e-document.htm). Attention is drawn to the limitations of liability, indemnification and jurisdictional issues established therein. Even if printed this electronic document is to be treated as an original within the meaning of UCP 600 article 20b. The authenticity of this document may be verified at www.sgsonsite.com/authentication. Any holder of this document is advised that information contained hereon reflects the Company's findings at the time of its intervention only and within the limits of client's instructions, if any. The Company's sole responsibility is to its Client and this document does not exonerate parties to a transaction from exercising all their rights and obligations under the transaction documents.