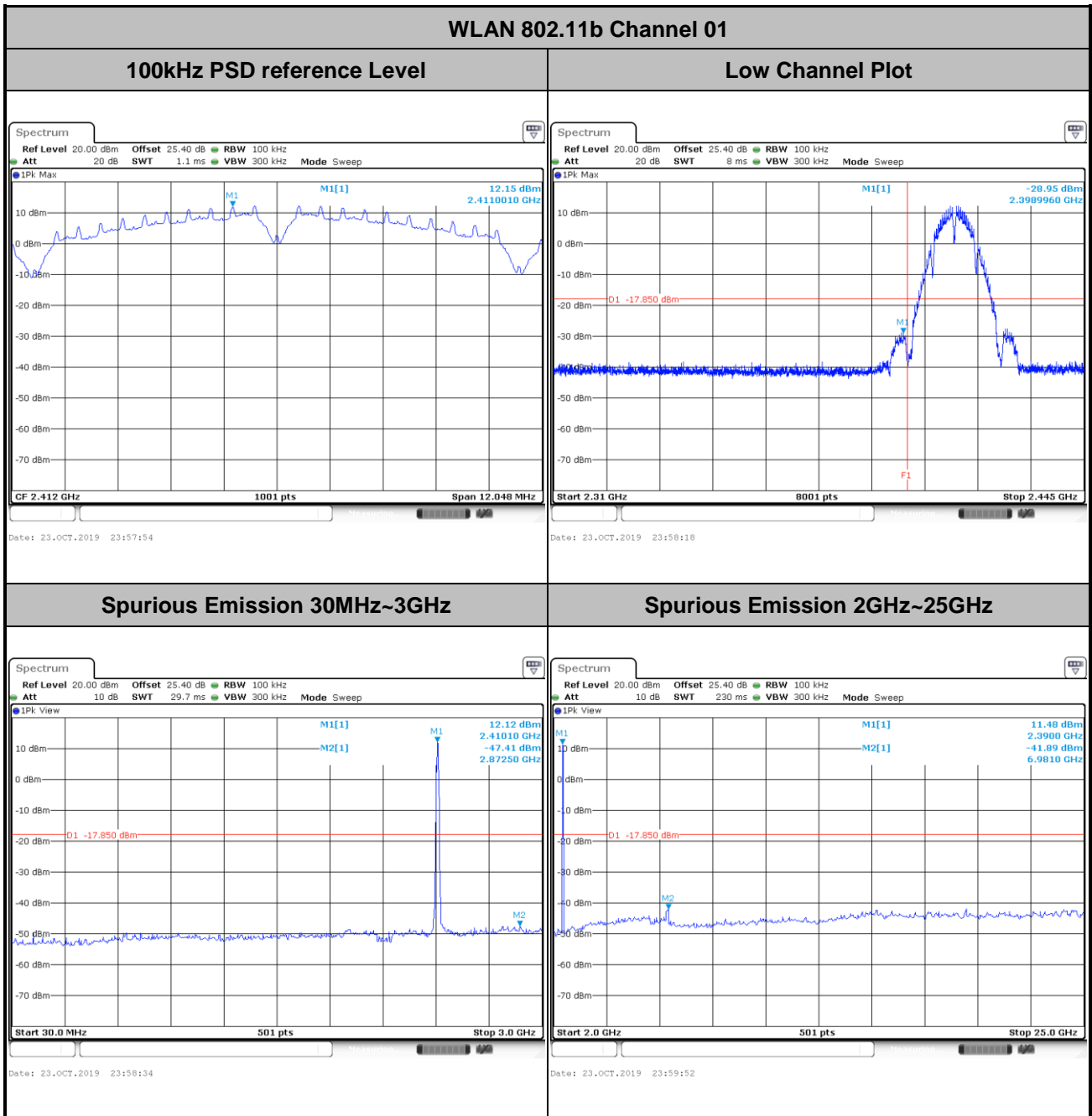




Number of TX = 2, Ant. 2 (Measured)

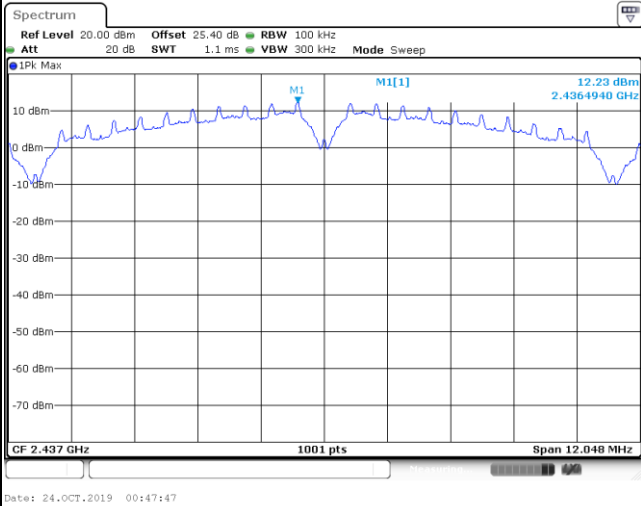




WLAN 802.11b Channel 06

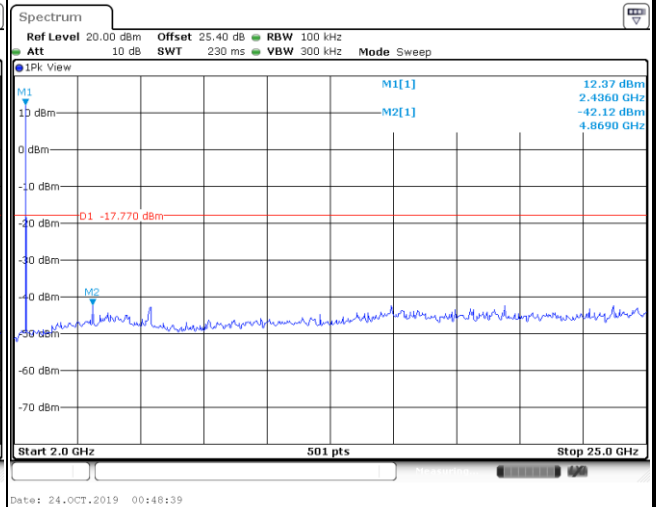
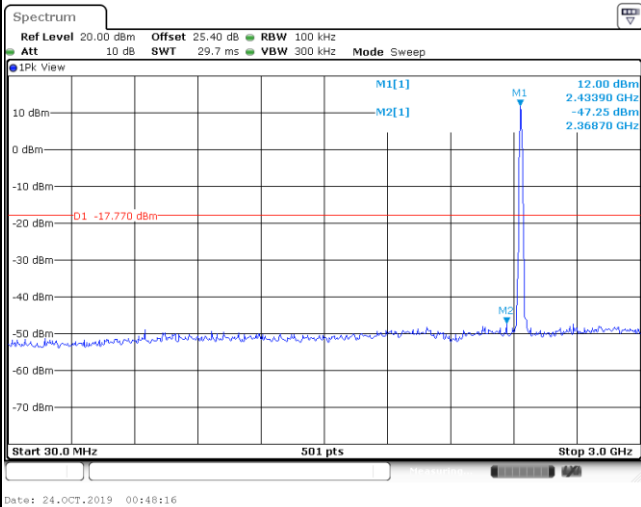
100kHz PSD reference Level

Mid Channel Plot



Spurious Emission 30MHz~3GHz

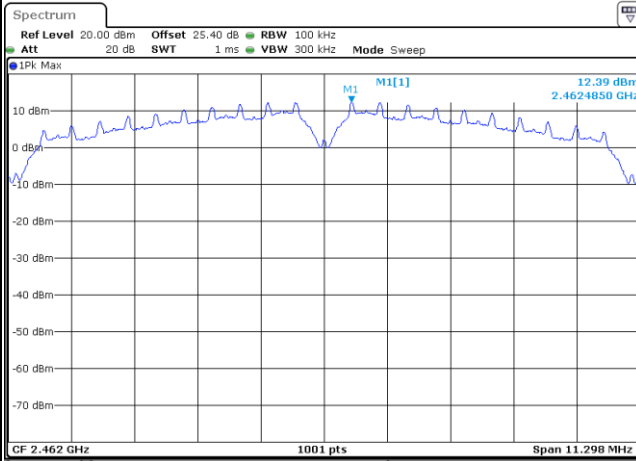
Spurious Emission 2GHz~25GHz





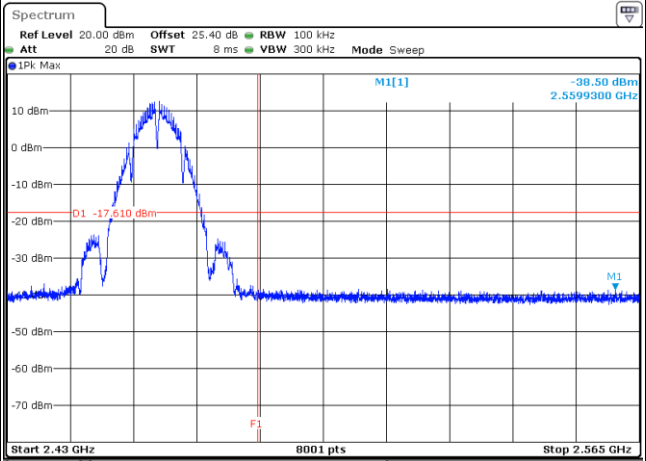
WLAN 802.11b Channel 11

100kHz PSD reference Level



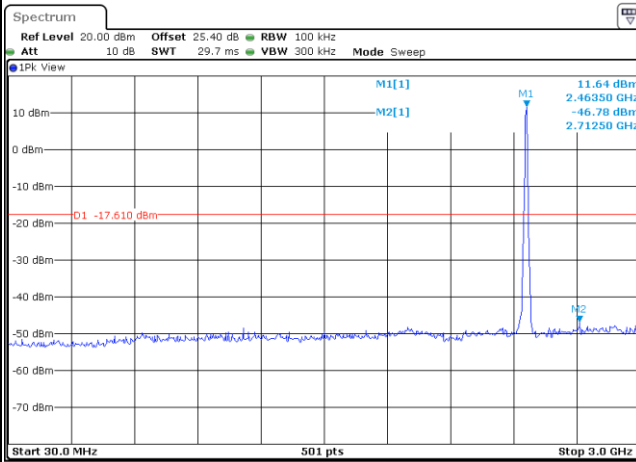
Date: 24.OCT.2019 00:51:33

High Channel Plot



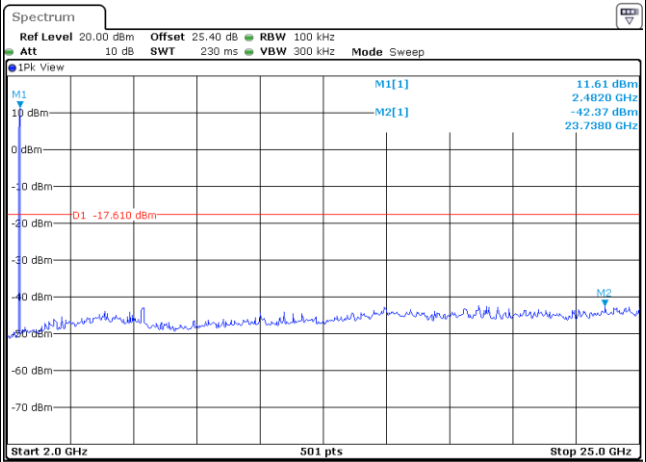
Date: 24.OCT.2019 00:52:07

Spurious Emission 30MHz~3GHz



Date: 24.OCT.2019 00:52:33

Spurious Emission 2GHz~25GHz

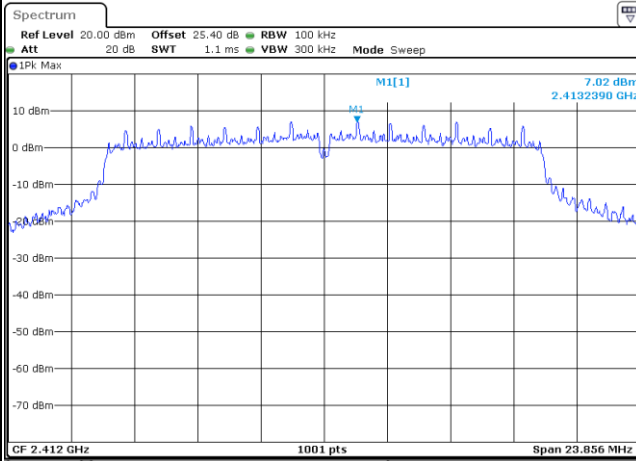


Date: 24.OCT.2019 00:52:49

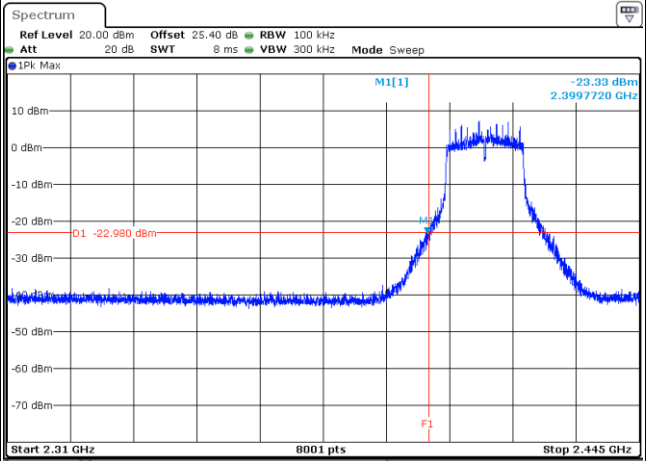


WLAN 802.11g Channel 01

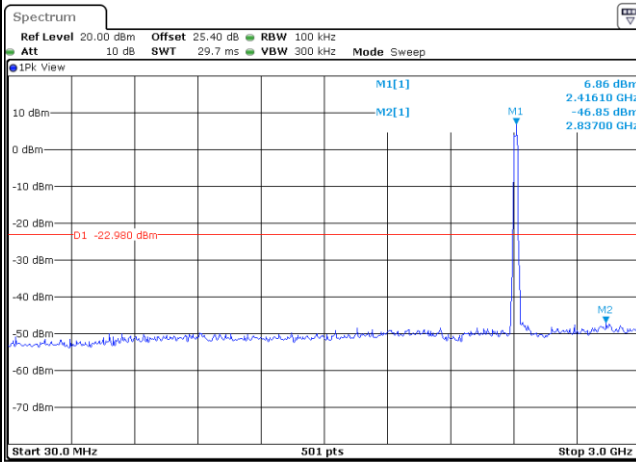
100kHz PSD reference Level



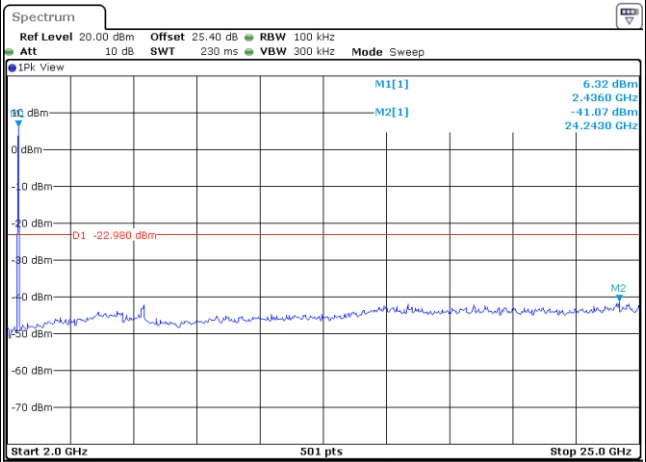
Low Channel Plot



Spurious Emission 30MHz~3GHz



Spurious Emission 2GHz~25GHz

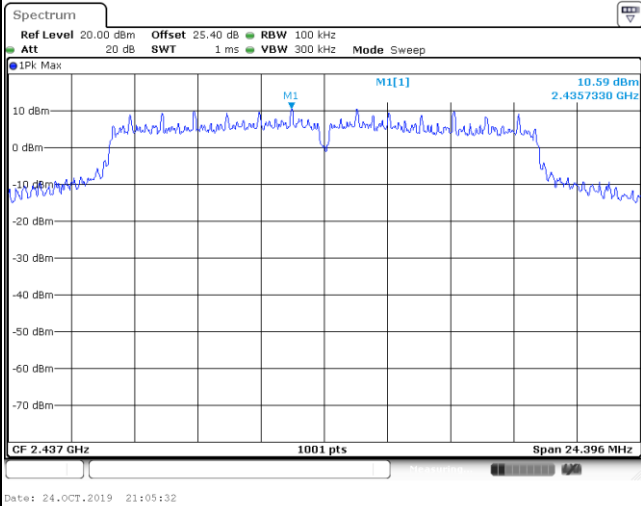




WLAN 802.11g Channel 06

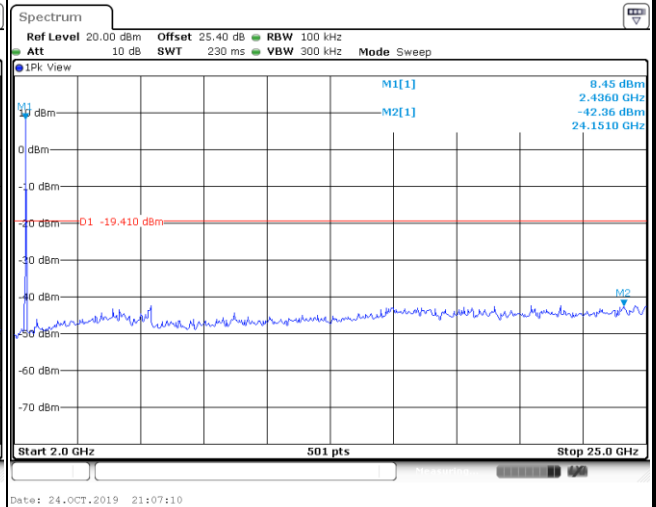
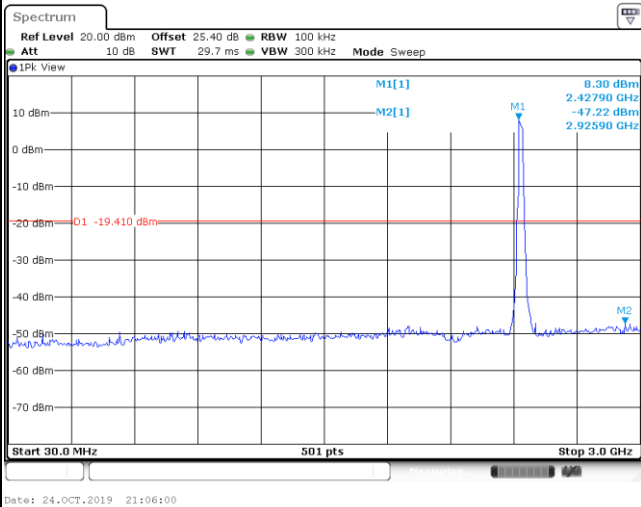
100kHz PSD reference Level

Mid Channel Plot



Spurious Emission 30MHz~3GHz

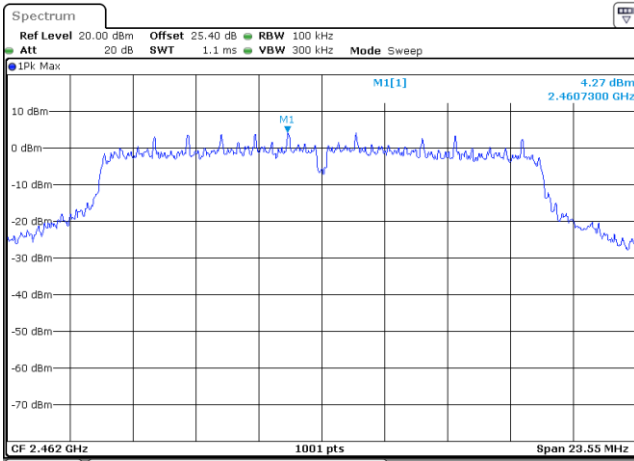
Spurious Emission 2GHz~25GHz





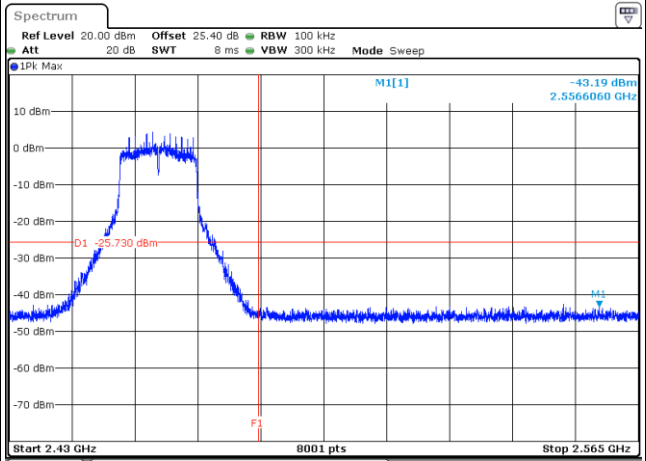
WLAN 802.11g Channel 11

100kHz PSD reference Level



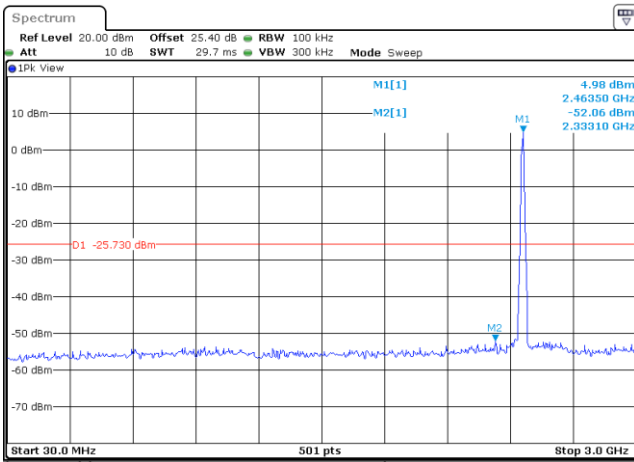
Date: 14.NOV.2019 18:43:53

High Channel Plot



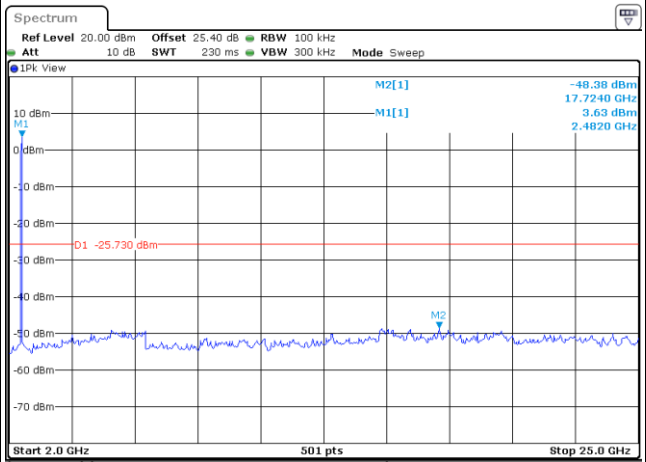
Date: 14.NOV.2019 18:44:04

Spurious Emission 30MHz~3GHz

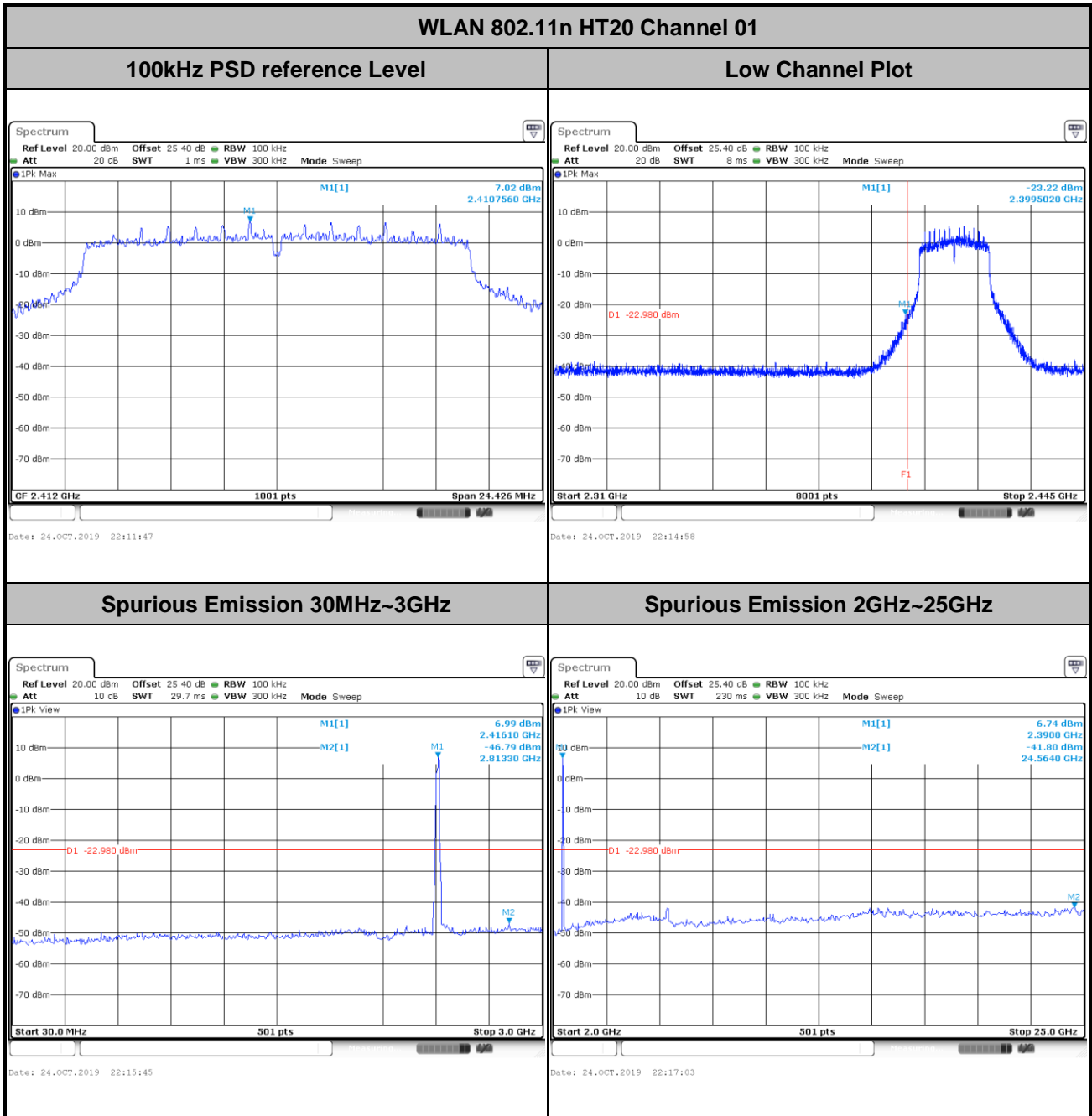


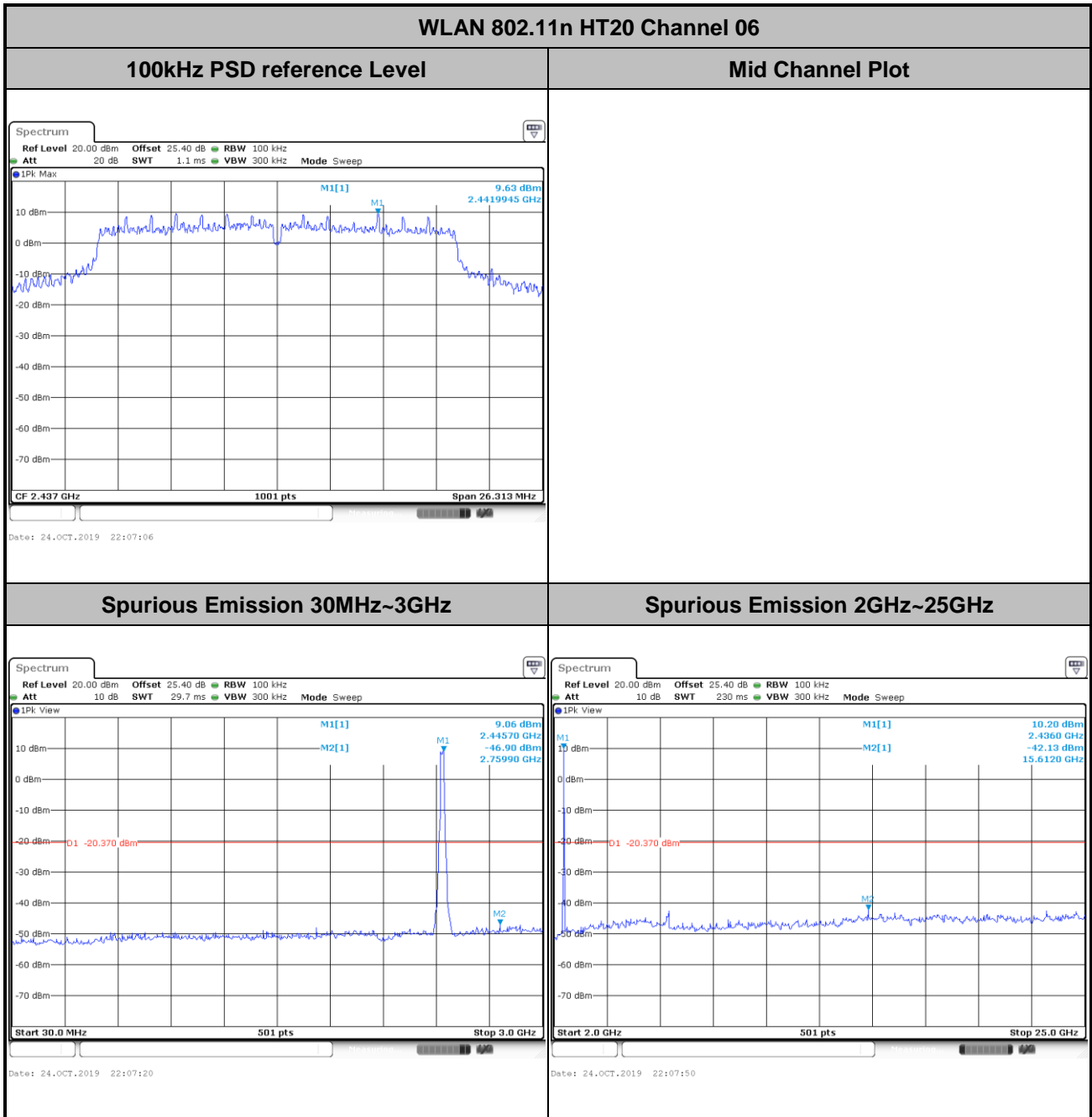
Date: 14.NOV.2019 18:44:28

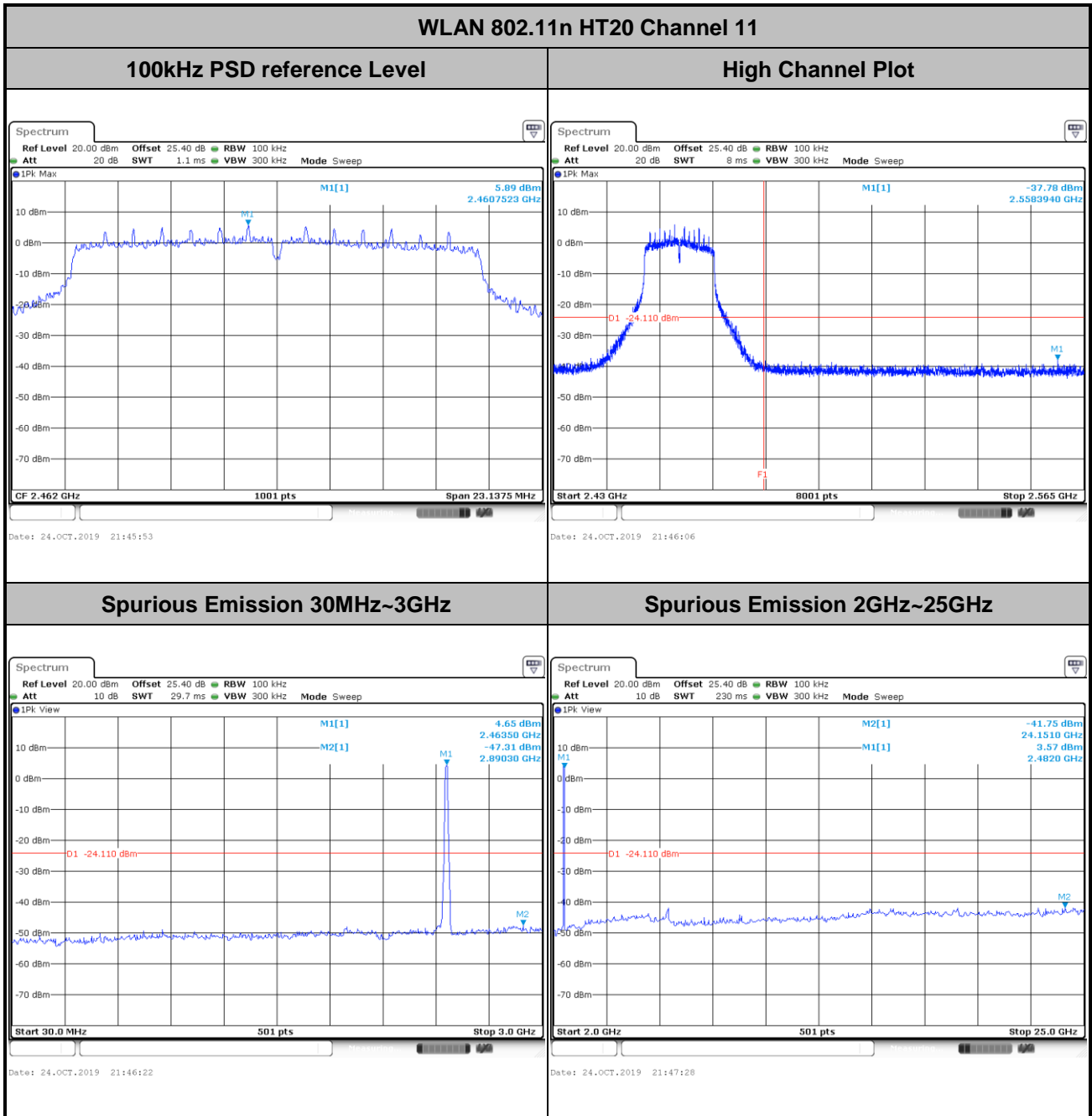
Spurious Emission 2GHz~25GHz

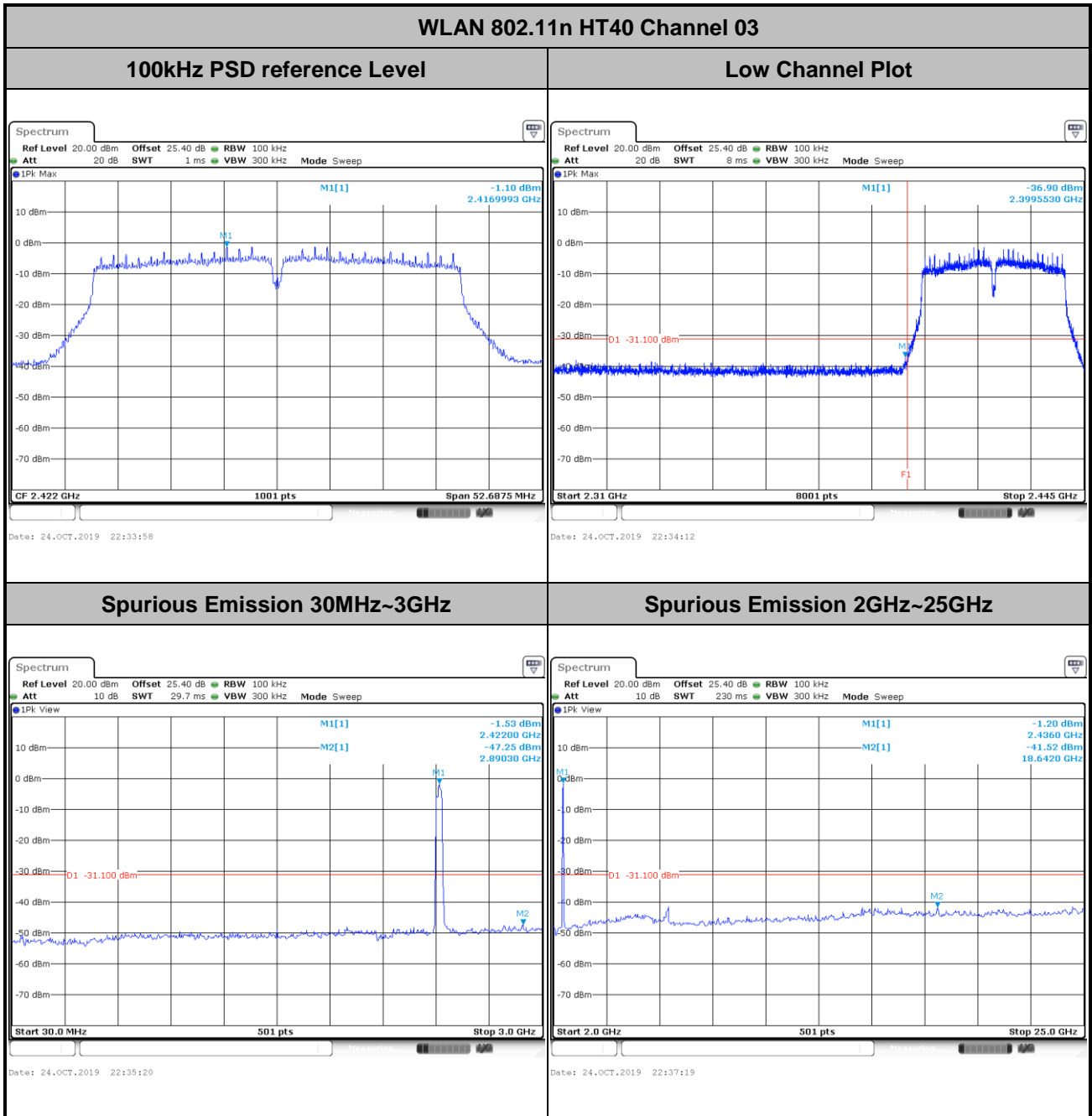


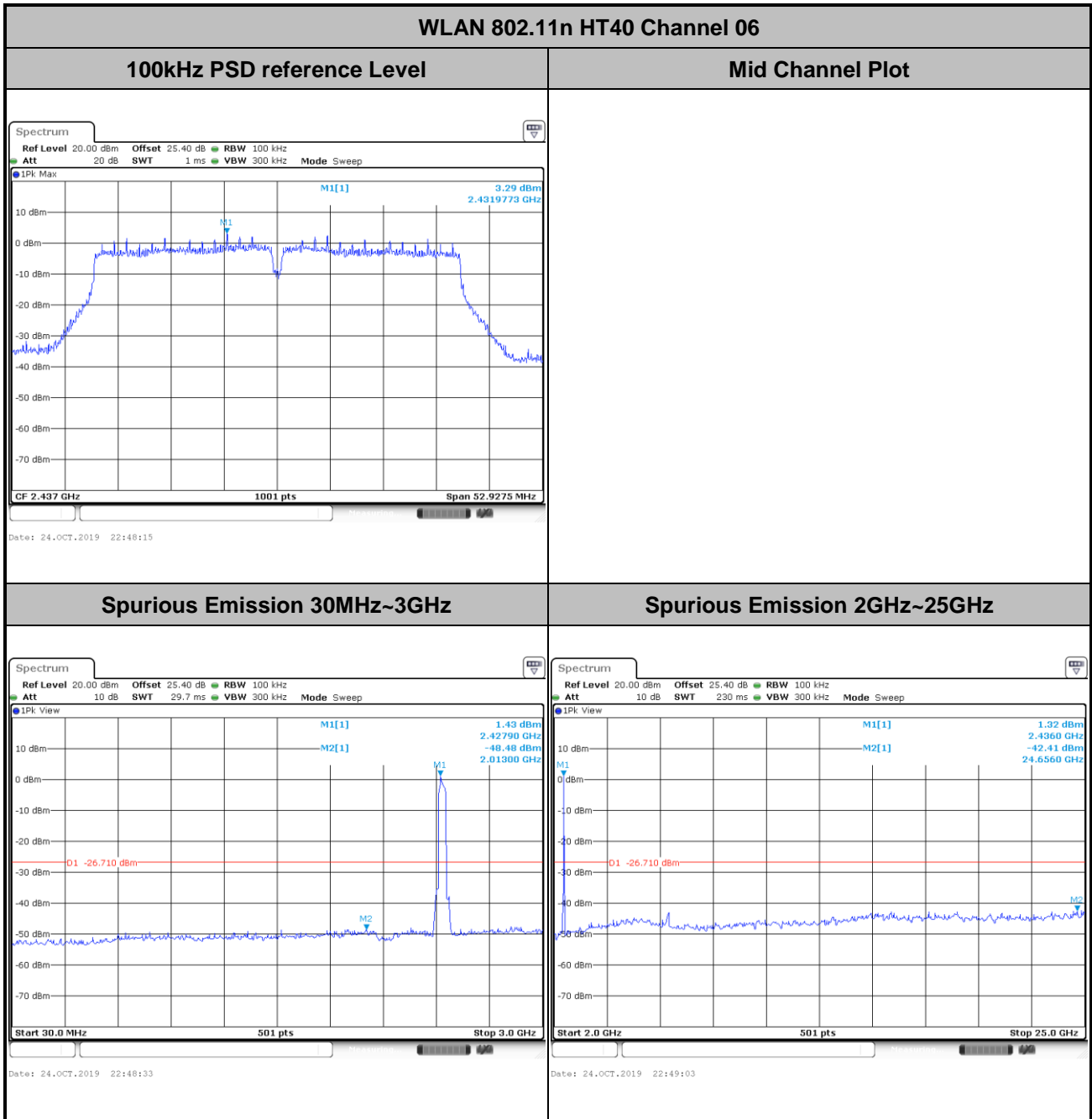
Date: 14.NOV.2019 18:44:57

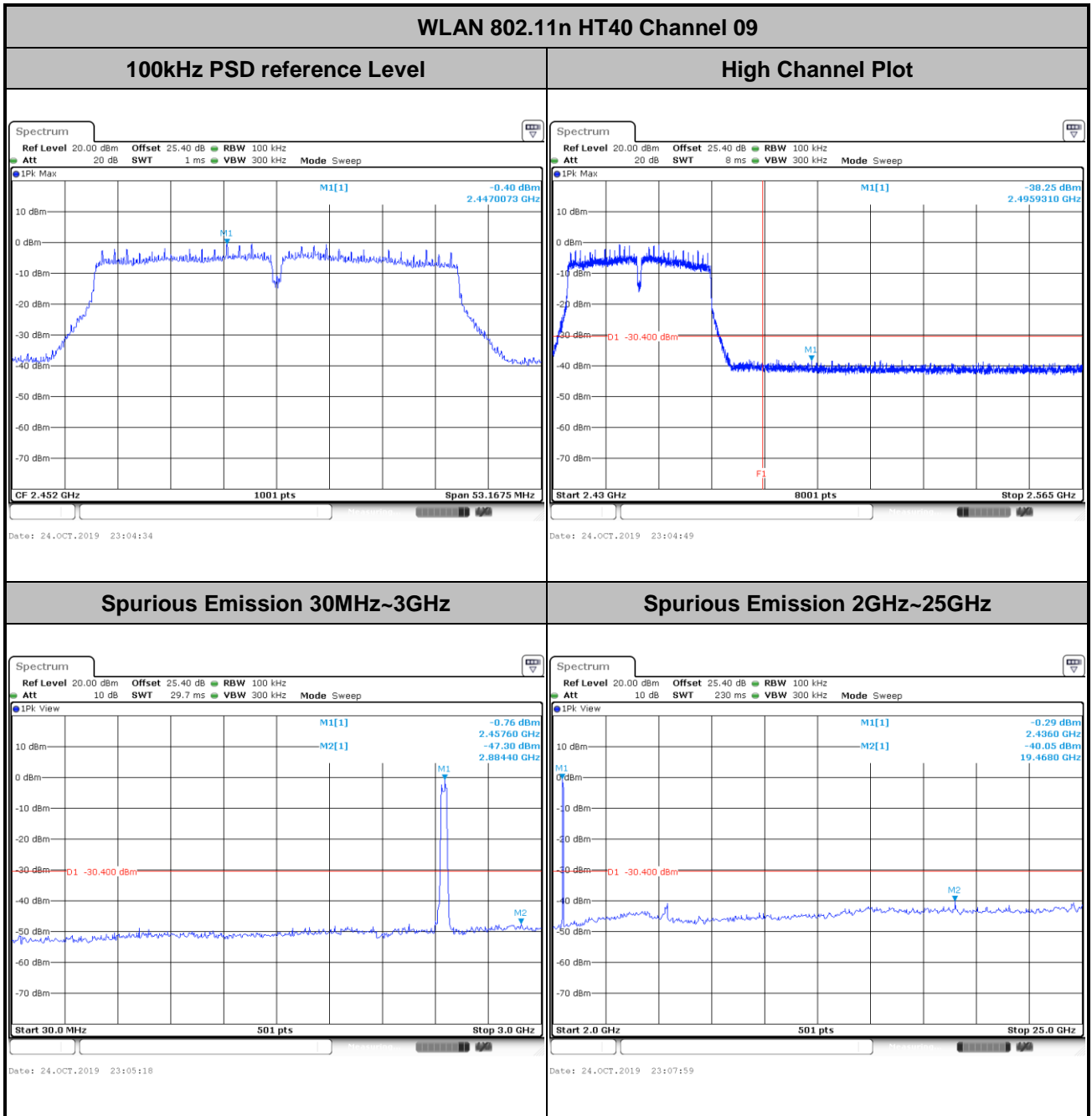








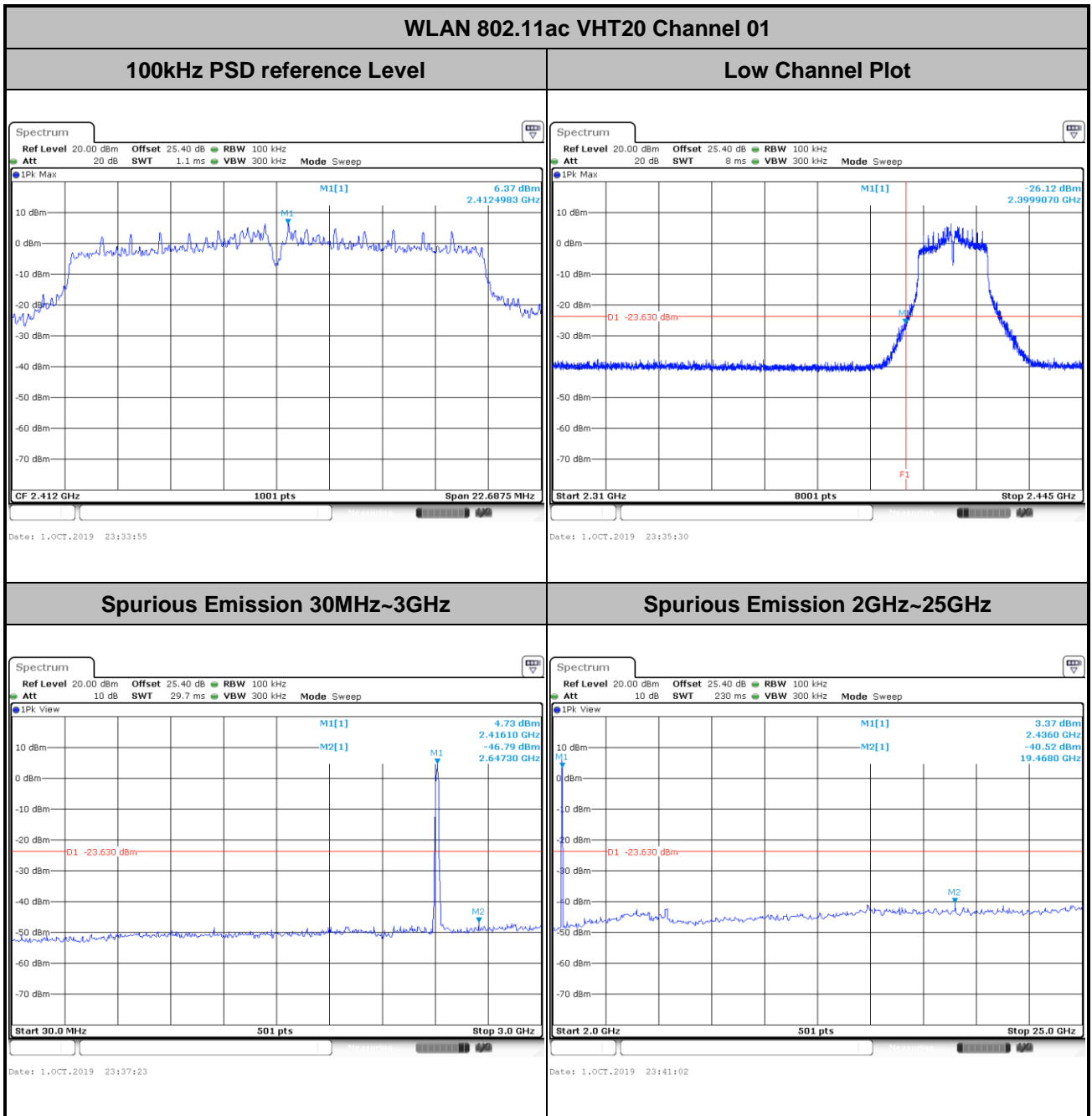






<TXBF Mode>

Number of TX = 2, Ant. 1 (Measured)

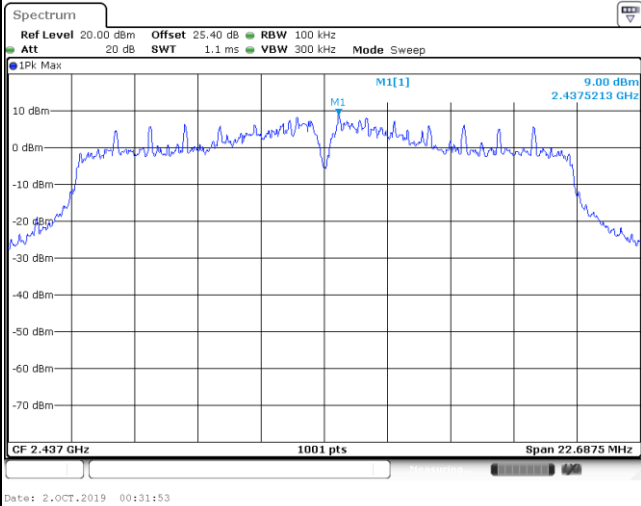




WLAN 802.11ac VHT20 Channel 06

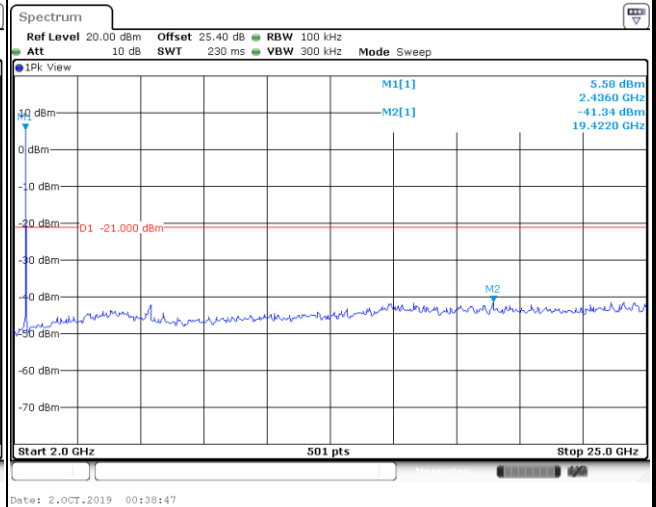
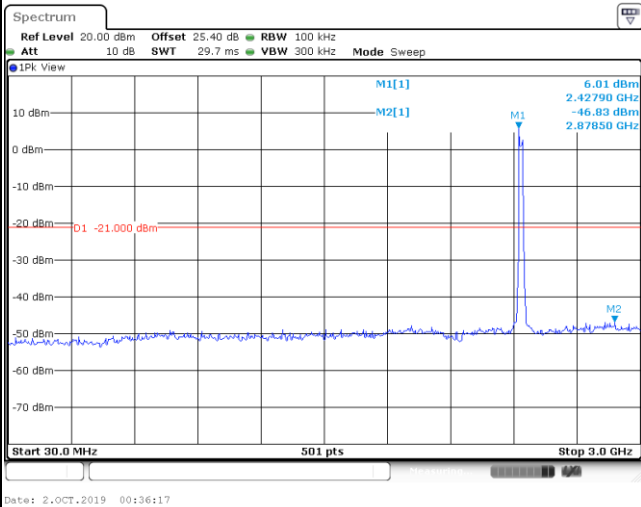
100kHz PSD reference Level

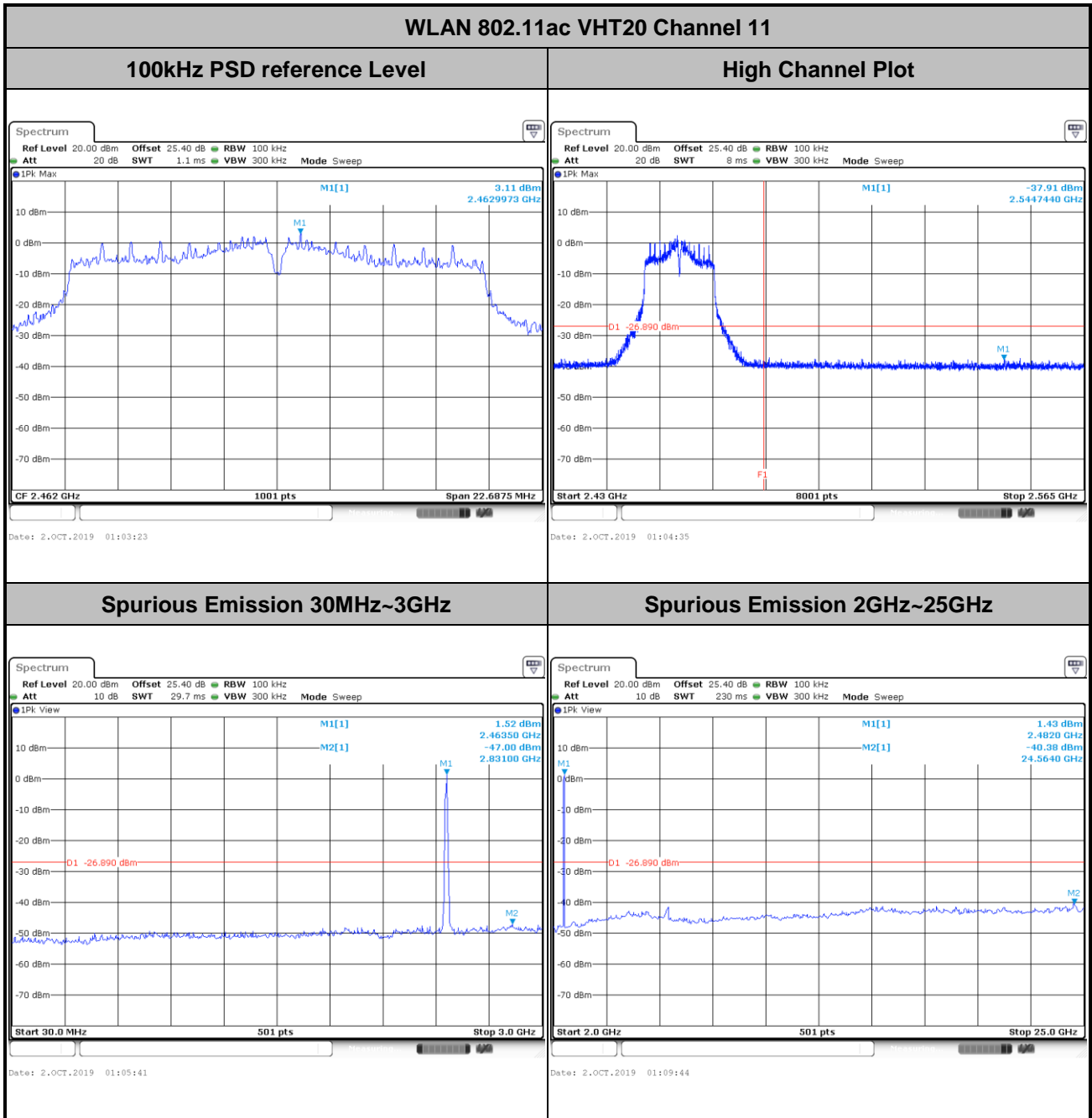
Mid Channel Plot

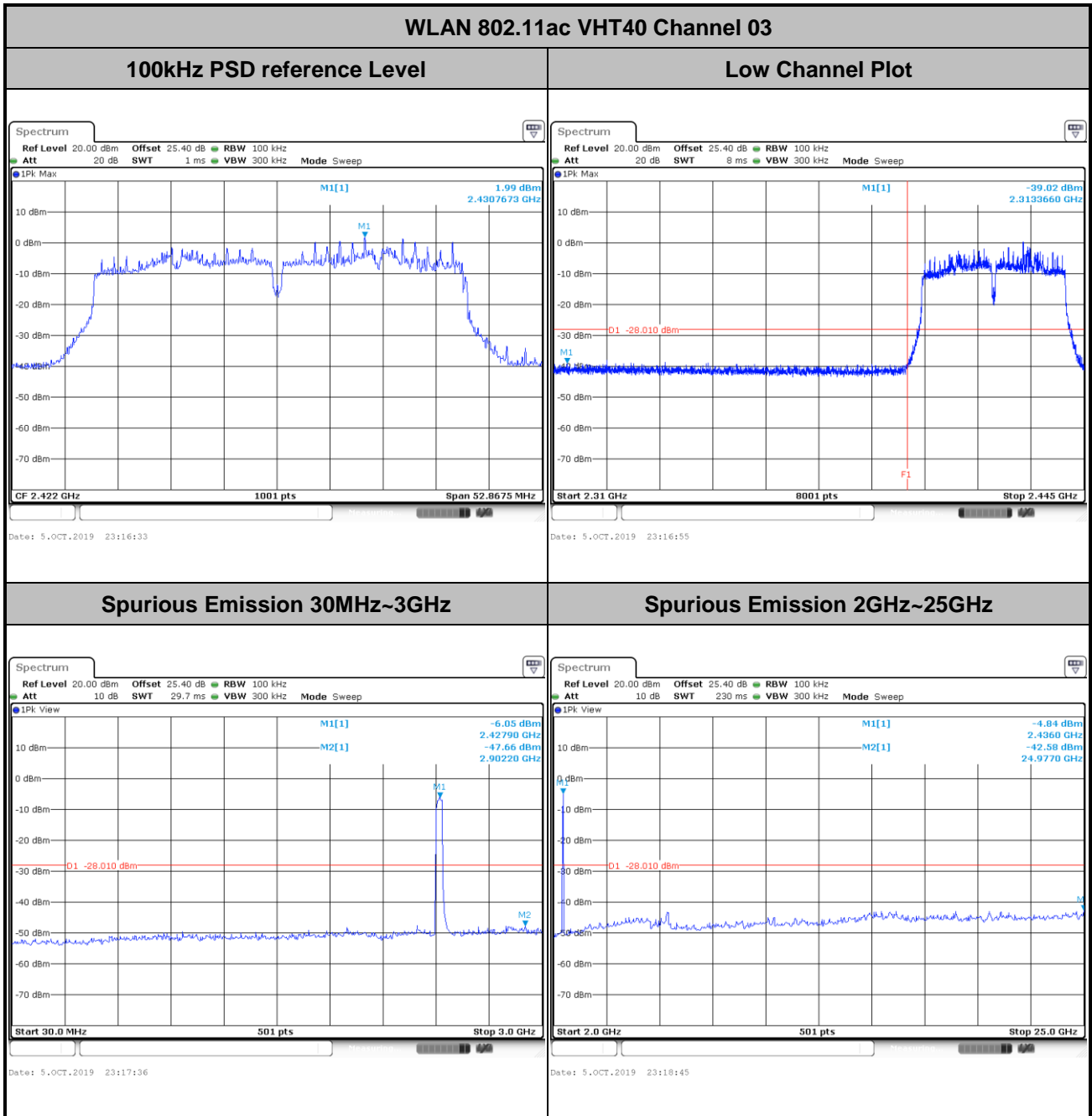


Spurious Emission 30MHz~3GHz

Spurious Emission 2GHz~25GHz





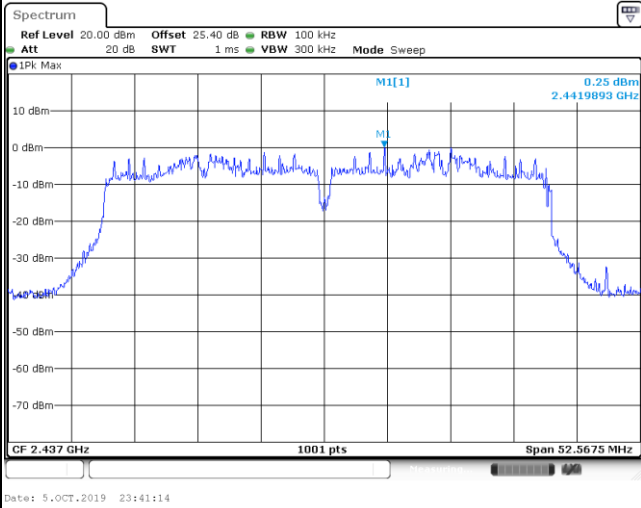




WLAN 802.11ac VHT40 Channel 06

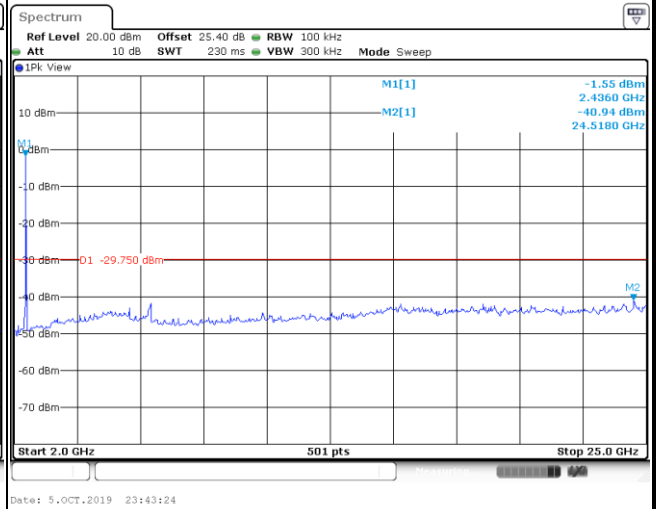
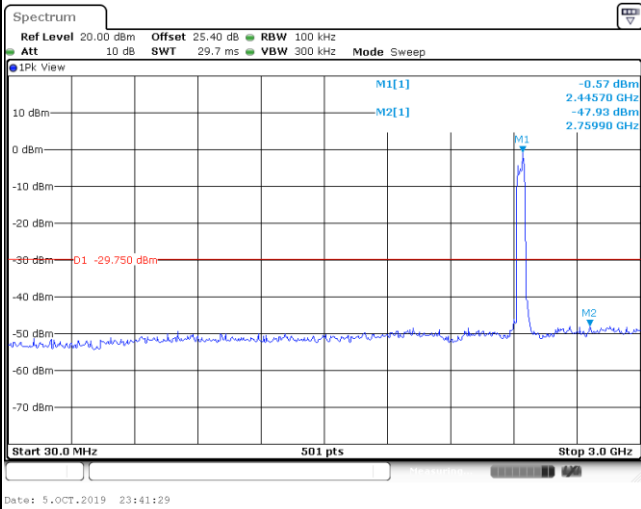
100kHz PSD reference Level

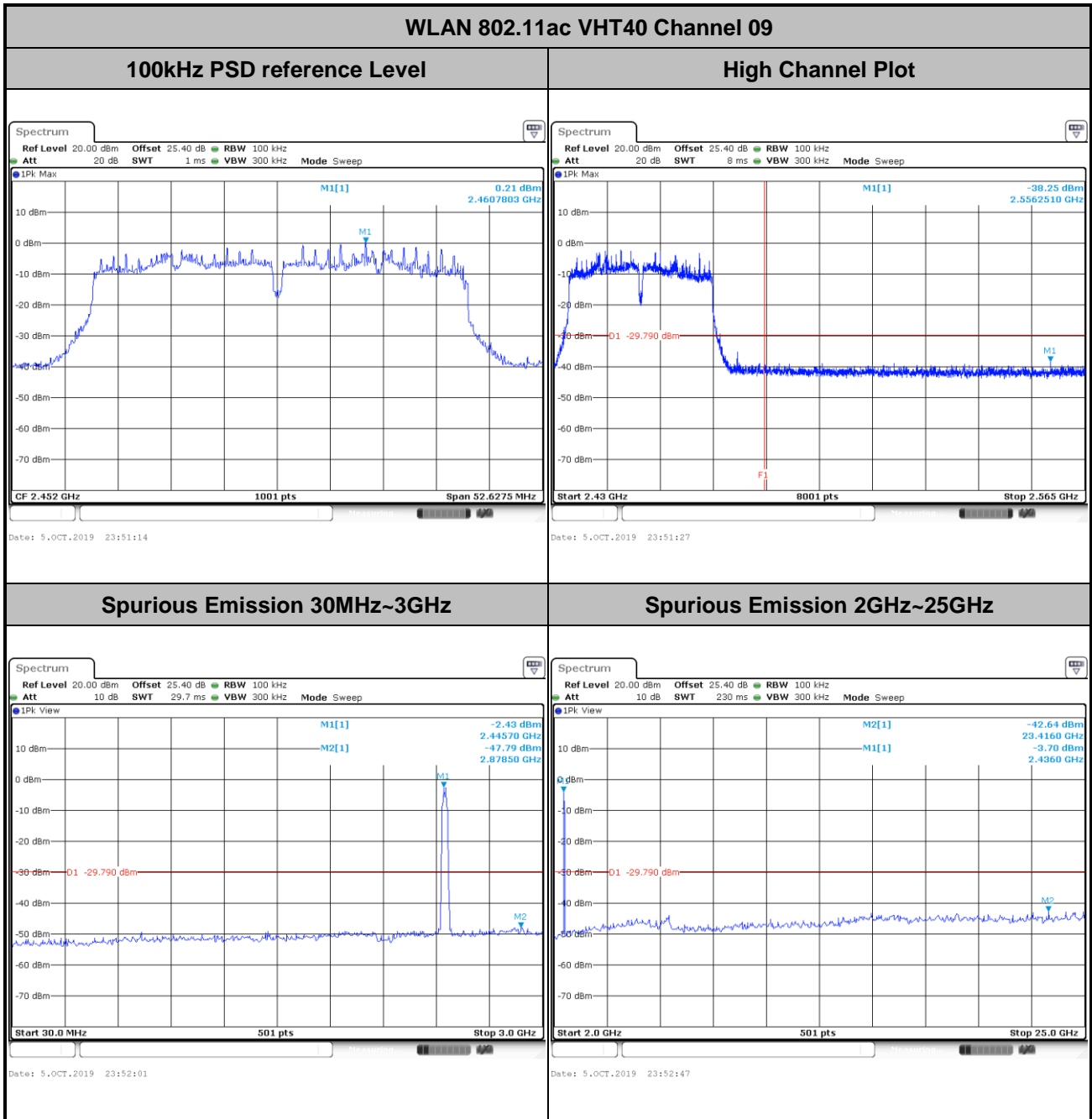
Mid Channel Plot



Spurious Emission 30MHz~3GHz

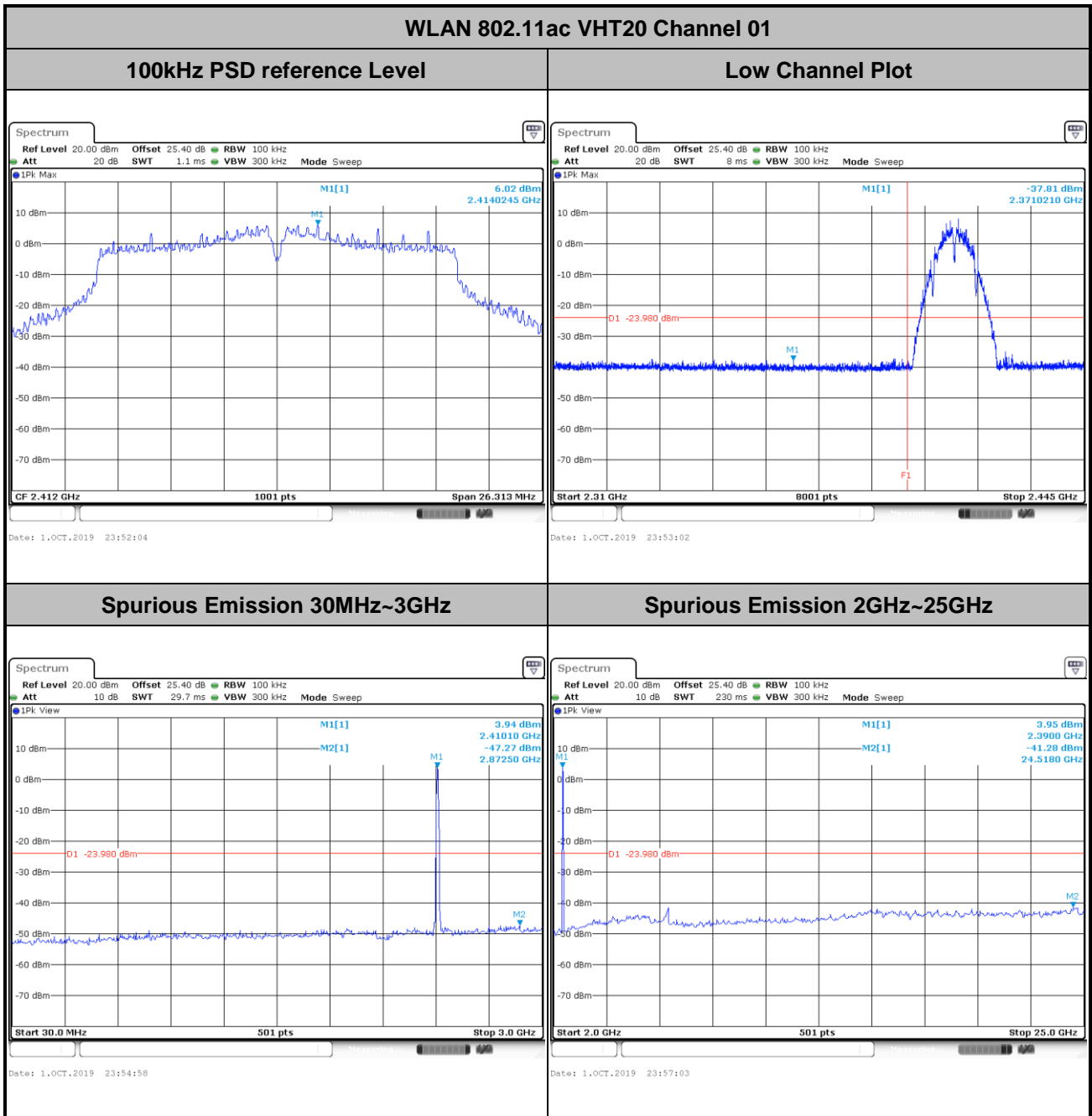
Spurious Emission 2GHz~25GHz







Number of TX = 2, Ant. 2 (Measured)

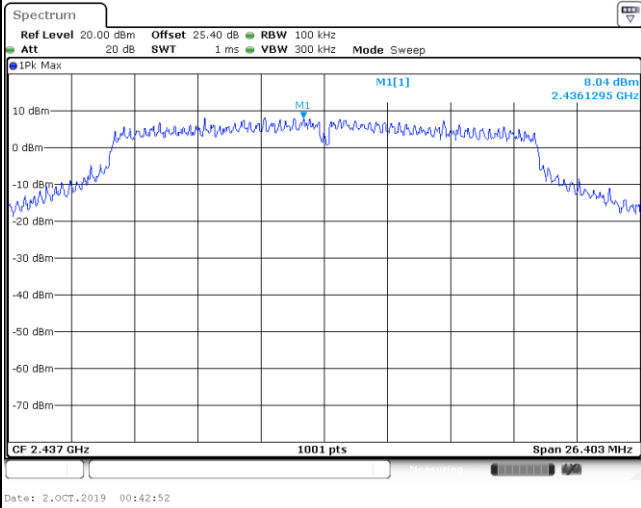




WLAN 802.11ac VHT20 Channel 06

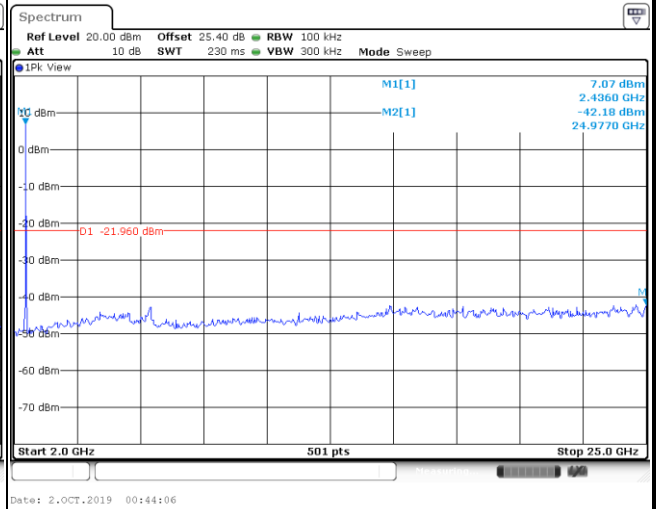
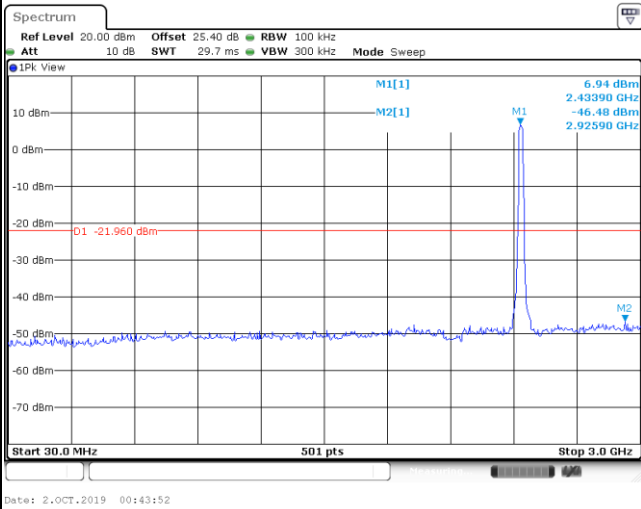
100kHz PSD reference Level

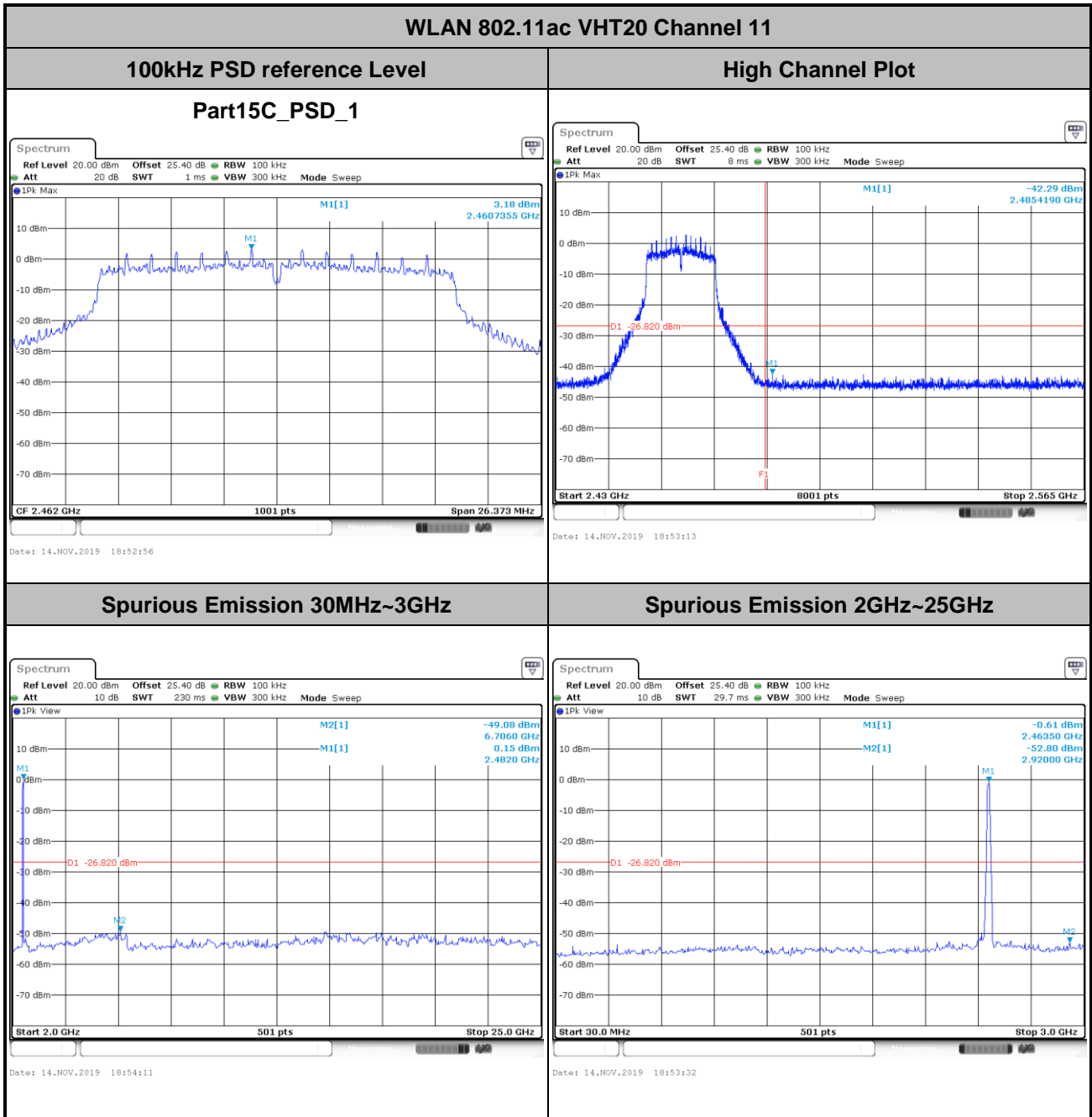
Mid Channel Plot

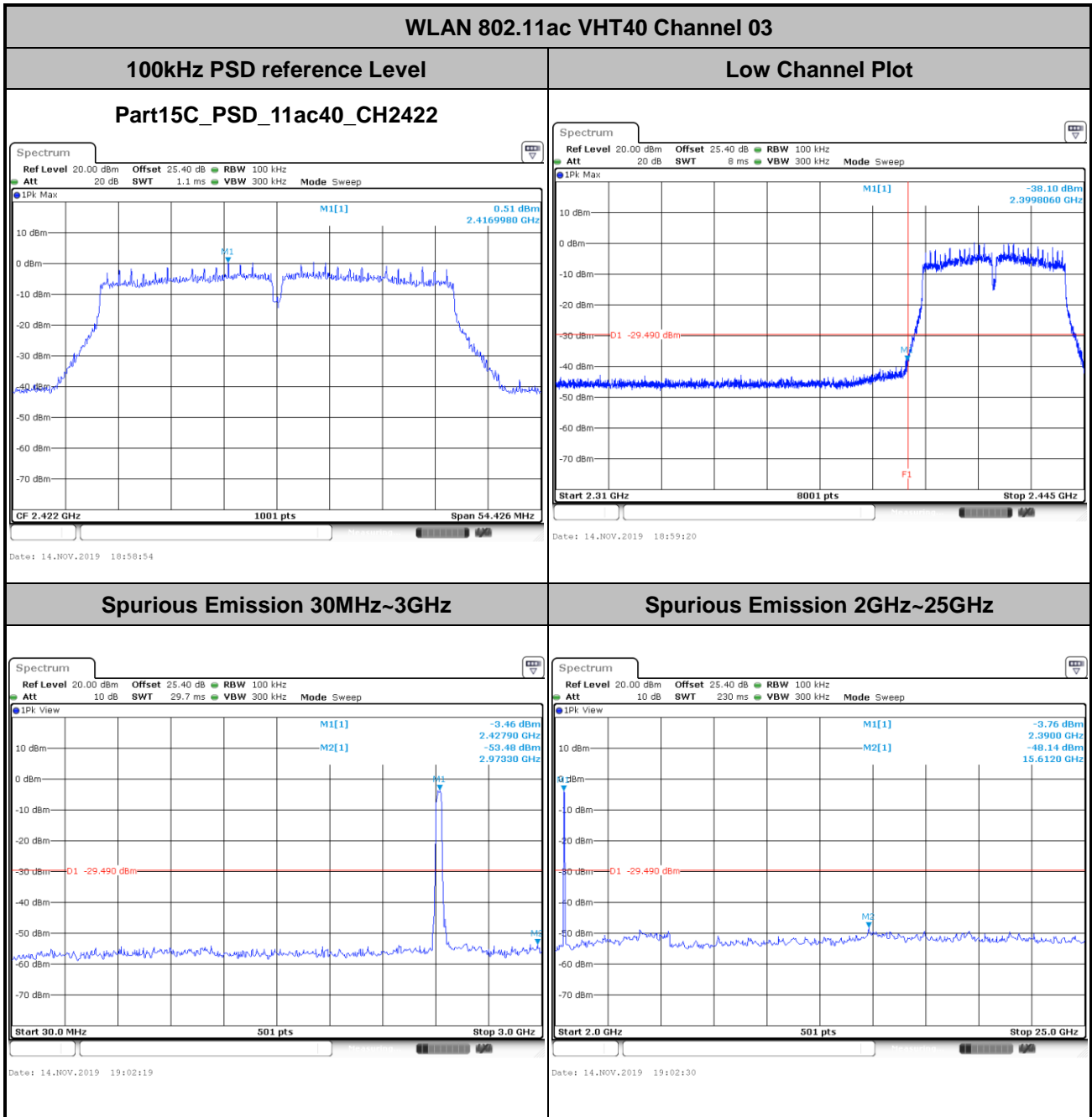


Spurious Emission 30MHz~3GHz

Spurious Emission 2GHz~25GHz





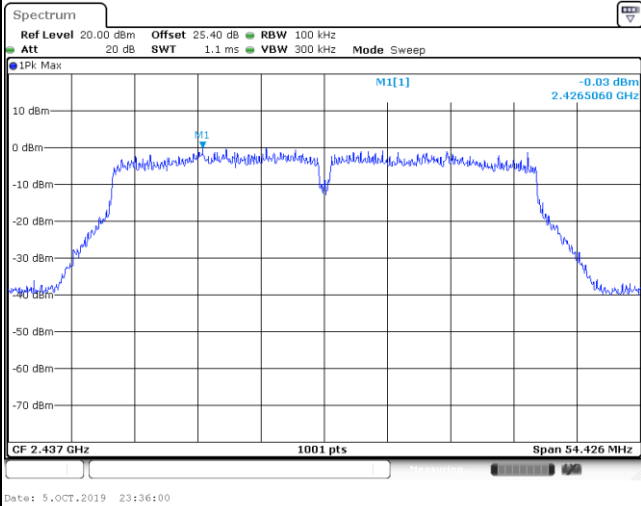




WLAN 802.11ac VHT40 Channel 06

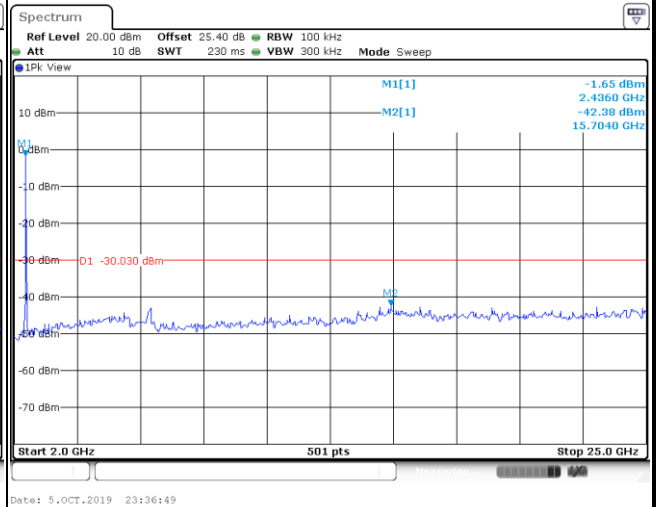
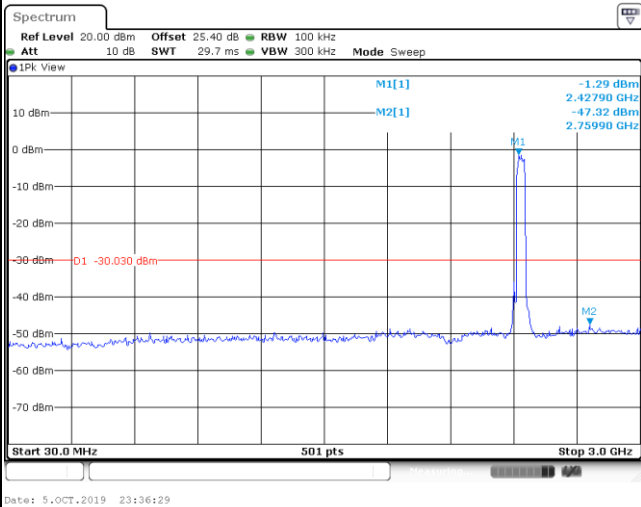
100kHz PSD reference Level

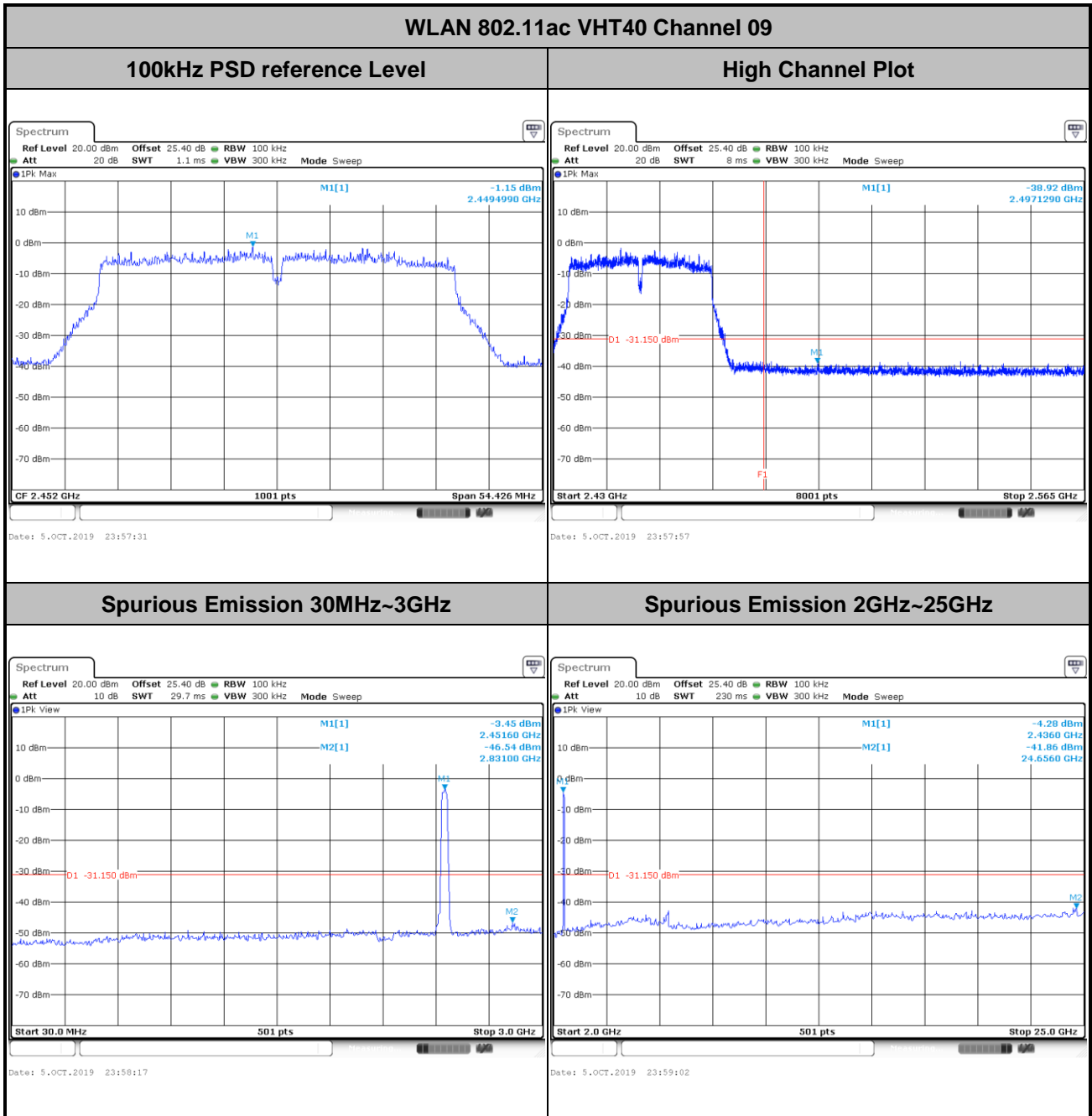
Mid Channel Plot



Spurious Emission 30MHz~3GHz

Spurious Emission 2GHz~25GHz







3.5 Radiated Band Edges and Spurious Emission Measurement

3.5.1 Limit of Radiated band edge and Spurious Emission Measurement

In any 100 kHz bandwidth outside the intentional radiator frequency band, all harmonics/spurious must be at least 20 dB below the highest emission level within the authorized band. If the output power of this device was measured by spectrum analyzer, the attenuation under this paragraph shall be 30 dB instead of 20 dB. In addition, radiated emissions which fall in the restricted bands must also comply with the limits as below.

Frequency (MHz)	Field Strength (microvolts/meter)	Measurement Distance (meters)
0.009 – 0.490	2400/F(kHz)	300
0.490 – 1.705	24000/F(kHz)	30
1.705 – 30.0	30	30
30 – 88	100	3
88 – 216	150	3
216 - 960	200	3
Above 960	500	3

3.5.2 Measuring Instruments

See list of measuring equipment of this test report.

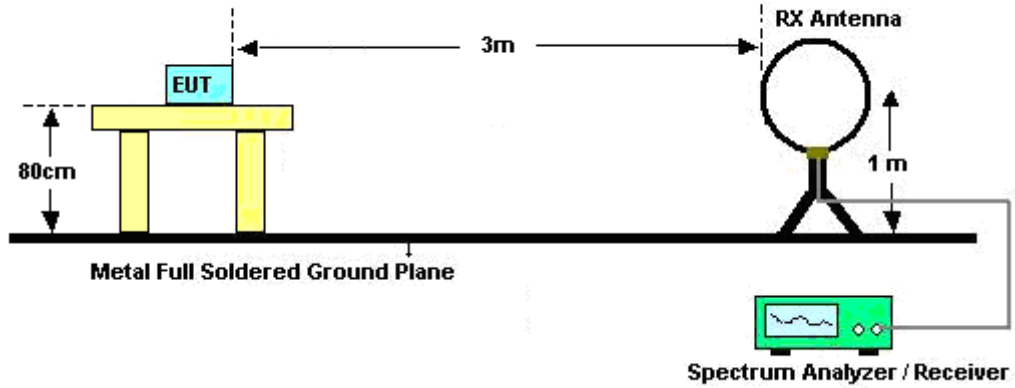


3.5.3 Test Procedures

1. The testing follows the ANSI C63.10 Section 11.12.1 Radiated emission measurements.
2. The EUT was arranged to its worst case and then tune the antenna tower (from 1 m to 4 m) and turntable (from 0 degree to 360 degrees) to find the maximum reading. A pre-amp and a high pass filter are used for the test in order to get better signal level.
3. The EUT was placed on a turntable with 0.8 meter for frequency below 1GHz and 1.5 meter for frequency above 1GHz respectively above ground.
4. The EUT was set 3 meters from the interference receiving antenna, which was mounted on the top of a variable height antenna tower.
5. Corrected Reading: Antenna Factor + Cable Loss + Read Level - Preamp Factor = Level
6. For testing below 1GHz, if the emission level of the EUT in peak mode was 3 dB lower than the limit specified, then peak values of EUT will be reported, otherwise, the emissions will be repeated one by one using the CISPR quasi-peak method and reported.
7. For testing above 1GHz, the emission level of the EUT in peak mode was 20dB lower than average limit (that means the emission level in average mode also complies with the limit in average mode), then peak values of EUT will be reported, otherwise, the emissions will be measured in average mode again and reported.
8. Use the following spectrum analyzer settings:
 - (1) Span shall wide enough to fully capture the emission being measured;
 - (2) Set RBW=100 kHz for $f < 1$ GHz; VBW = RBW; Sweep = auto; Detector function = peak; Trace = max hold;
 - (3) Set RBW = 1 MHz, VBW= 3MHz for $f > 1$ GHz for peak measurement.
For average measurement:
 - VBW = 10 Hz, when duty cycle is no less than 98 percent.
 - VBW $\geq 1/T$, when duty cycle is less than 98 percent where T is the minimum transmission duration over which the transmitter is on and is transmitting at its maximum power control level for the tested mode of operation.

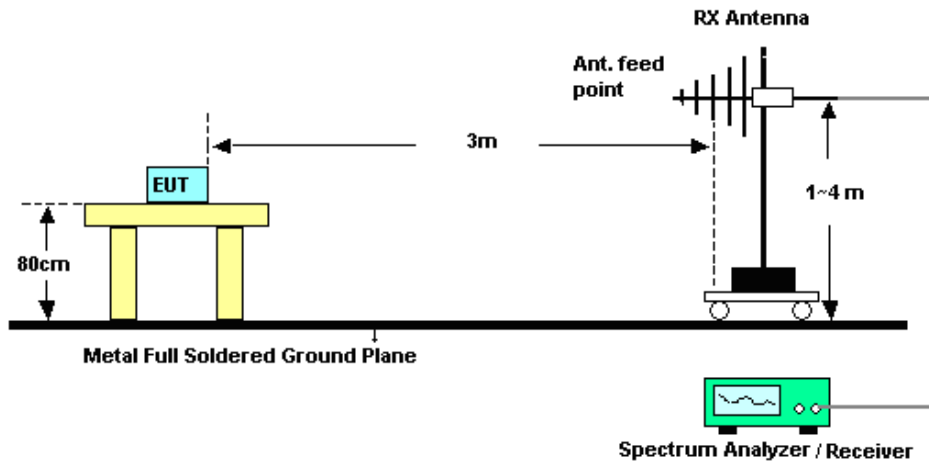
3.5.4 Test Setup

For radiated emissions below 30MHz

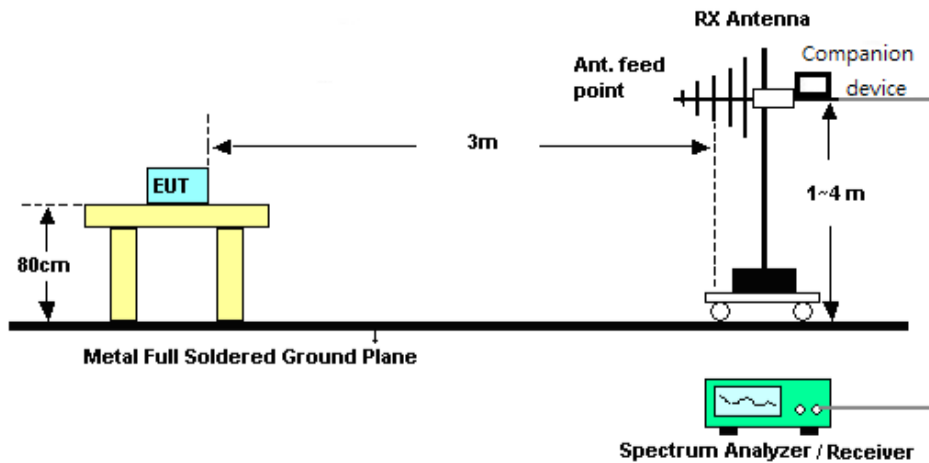


For radiated emissions from 30MHz to 1GHz

<CDD Mode>

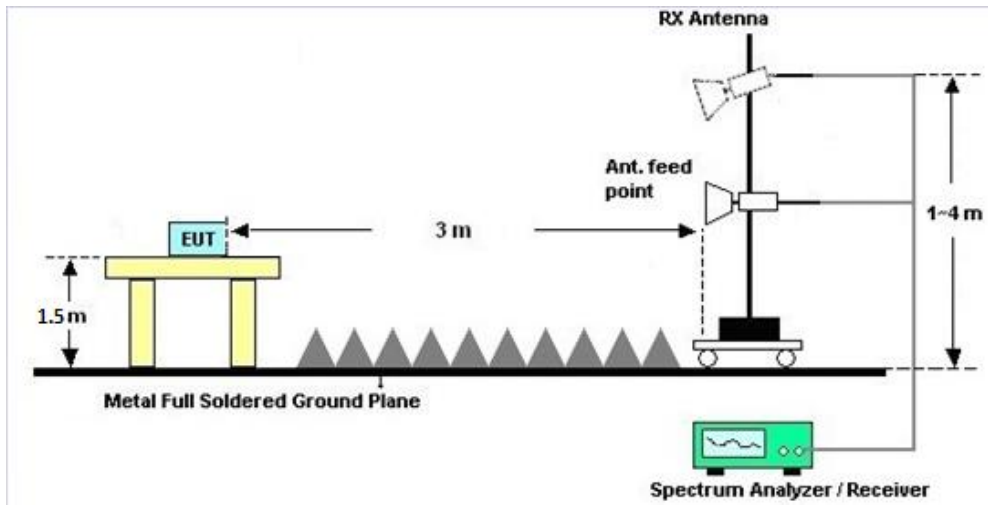


<TXBF Modes>

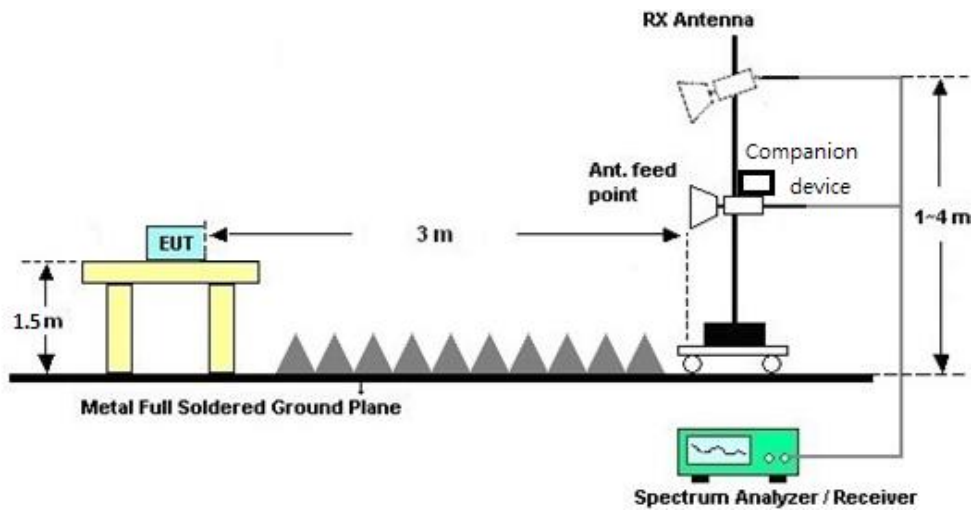


For radiated emissions above 1GHz

<CDD Mode>



<TXBF Modes>





3.5.5 Test Results of Radiated Spurious Emissions (9kHz ~ 30MHz)

The low frequency, which started from 9 kHz to 30MHz, was pre-scanned and the result which was 20dB lower than the limit line was not reported.

There is a comparison data of both open-field test site and alternative test site - semi-Anechoic chamber according to 414788 D01 Radiated Test Site v01r01, and the result came out very similar.

3.5.6 Test Result of Radiated Spurious at Band Edges

Please refer to Appendix B and C.

3.5.7 Duty Cycle

Please refer to Appendix D.

3.5.8 Test Result of Radiated Spurious Emission (30MHz ~ 10th Harmonic)

Please refer to Appendix B and C.



3.6 AC Conducted Emission Measurement

3.6.1 Limit of AC Conducted Emission

For equipment that is designed to be connected to the public utility (AC) power line, the radio frequency voltage that is conducted back onto the AC power line on any frequency or frequencies within the band 150 kHz to 30 MHz shall not exceed the limits in the following table.

Frequency of Emission (MHz)	Conducted Limit (dB μ V)	
	Quasi-Peak	Average
0.15-0.5	66 to 56*	56 to 46*
0.5-5	56	46
5-30	60	50

*Decreases with the logarithm of the frequency.

3.6.2 Measuring Instruments

See list of measuring equipment of this test report.

3.6.3 Test Procedures

1. The EUT was placed 0.4 meter from the conducting wall of the shielding room, and it was kept at least 80 centimeters from any other grounded conducting surface.
2. Connect EUT to the power mains through a line impedance stabilization network (LISN).
3. All the support units are connecting to the other LISN.
4. The LISN provides 50 ohm coupling impedance for the measuring instrument.
5. The FCC states that a 50 ohm, 50 microhenry LISN should be used.
6. Both sides of AC line were checked for maximum conducted interference.
7. The frequency range from 150 kHz to 30 MHz was searched.
8. Set the test-receiver system to Peak Detect Function and specified bandwidth (IF bandwidth = 9kHz) with Maximum Hold Mode.

3.6.4 Test Setup



3.6.5 Test Result of AC Conducted Emission

Please refer to Appendix A.



3.7 Antenna Requirements

3.7.1 Standard Applicable

If directional gain of transmitting Antennas is greater than 6dBi, the power shall be reduced by the same level in dB comparing to gain minus 6dBi. The use of a permanently attached Antenna or of an Antenna that uses a unique coupling to the intentional radiator shall be considered sufficient to comply with the rule.

3.7.2 Antenna Anti-Replacement Construction

An embedded-in antenna design is used.

3.7.3 Antenna Gain

<CDD Modes >

FCC KDB 662911 D01 Multiple Transmitter Output v02r01

For CDD transmissions, directional gain is calculated as

Directional gain = G_{ANT} + Array Gain, where Array Gain is as follows.

For power spectral density (PSD) measurements on all devices,

Array Gain = $10 \log(N_{ANT}/N_{SS}=1)$ dB.

For power measurements on IEEE 802.11 devices,

Array Gain = 0 dB (i.e., no array gain) for $N_{ANT} \leq 4$.

Directional gain may be calculated by using the formulas applicable to equal gain antennas with G_{ANT} set equal to the gain of the antenna having the highest gain;

The EUT supports CDD mode.

For power, the directional gain G_{ANT} is set equal to the antenna having the highest gain, i.e., F)2)f)i).

For PSD, the directional gain calculation is following F)2)f)ii) of KDB 662911 D01 v02r01.

The power and PSD limit should be modified if the directional gain of EUT is over 6 dBi,

The directional gain "DG" is calculated as following table.

<CDD Modes>						
			DG for Power (dBi)	DG for PSD (dBi)	Power Limit Reduction (dB)	PSD Limit Reduction (dB)
	Ant. 1 (dBi)	Ant. 2 (dBi)				
2.4 GHz	3.40	3.01	3.40	6.22	0.00	0.22

$Power\ Limit\ Reduction = DG(Power) - 6dBi, (min = 0)$

$PSD\ Limit\ Reduction = DG(PSD) - 6dBi, (min = 0)$

TXBF modes

FCC KDB 662911 D01 Multiple Transmitter Output v02r01

For CDD transmissions, directional gain is calculated as

$$DirectionalGain = 10 \cdot \log \left[\frac{\sum_{j=1}^{N_{SS}} \left\{ \sum_{k=1}^{N_{ANT}} g_{j,k} \right\}^2}{N_{ANT}} \right]$$

where

Each antenna is driven by no more than one spatial stream;

N_{SS} = the number of independent spatial streams of data;

N_{ANT} = the total number of antennas

$g_{j,k} = 10^{G_k / 20}$ if the k th antenna is being fed by spatial stream j , or zero if it is not;
 G_k is the gain in dBi of the k th antenna.

The EUT supports beamforming for 802.11ac modes.

The directional gain calculation is following F)2)e)ii) of KDB 662911 D01 v02r01.

The power and PSD limit should be modified if the directional gain of EUT is over 6 dBi,

The directional gain “DG” is calculated as following table.

			DG	DG	Power	PSD
			for	for	Limit	Limit
	Ant. 1	Ant. 2	Power	PSD	Reduction	Reduction
	(dBi)	(dBi)	(dBi)	(dBi)	(dB)	(dB)
2.4 GHz	3.40	3.01	6.22	6.22	0.22	0.22

Power Limit Reduction = DG(Power) – 6dBi, (min = 0)

PSD Limit Reduction = DG(PSD) – 6dBi, (min = 0)



4 List of Measuring Equipment

Instrument	Manufacturer	Model No.	Serial No.	Characteristics	Calibration Date	Test Date	Due Date	Remark
<For CDD Mode>								
Power Sensor	DARE	RPR3006W	13I00030S NO32	9kHz~6GHz	Dec. 03, 2018	Aug. 16, 2019~ Nov. 14, 2019	Dec. 02, 2019	Conducted (TH05-HY)
Spectrum Analyzer	Rohde & Schwarz	FSP40	100057	9kHz-40GHz	Nov. 21, 2018	Aug. 16, 2019~ Nov. 14, 2019	Nov. 20, 2019	Conducted (TH05-HY)
Spectrum Analyzer	Rohde & Schwarz	FSV30	103738	9kHz~30GHz	May 23, 2019	Aug. 16, 2019~ Nov. 14, 2019	May 22, 2020	Conducted (TH05-HY)
Switch Box & RF Cable	Burgeon	ETF-058	EC120838 2	N/A	Mar. 27, 2019	Aug. 16, 2019~ Nov. 14, 2019	Mar. 26, 2020	Conducted (TH05-HY)
<For TXBF Mode>								
Power Sensor	DARE	RPR3006W	13I00030S NO32	9kHz~6GHz	Dec. 03, 2018	Aug. 27, 2019~ Nov. 09, 2019	Dec. 02, 2019	Conducted (TH05-HY)
Spectrum Analyzer	Rohde & Schwarz	FSP40	100057	9kHz-40GHz	Nov. 21, 2018	Aug. 27, 2019~ Nov. 09, 2019	Nov. 20, 2019	Conducted (TH05-HY)
Spectrum Analyzer	Rohde & Schwarz	FSV40	101397	10Hz~40GHz	Nov. 13, 2018	Aug. 27, 2019~ Nov. 09, 2019	Nov. 12, 2019	Conducted (TH05-HY)
Switch Box & RF Cable	Burgeon	ETF-058	EC120838 2	N/A	Mar. 27, 2019	Aug. 27, 2019~ Nov. 09, 2019	Mar. 26, 2020	Conducted (TH05-HY)
AC Power Source	ChainTek	APC-1000W	N/A	N/A	N/A	Aug. 24, 2019	N/A	Conduction (CO05-HY)
EMI Test Receiver	Rohde & Schwarz	ESR3	102388	9kHz~3.6GHz	Nov. 12, 2018	Aug. 24, 2019	Nov. 11, 2019	Conduction (CO05-HY)
LISN	Rohde & Schwarz	ENV216	100080	9kHz~30MHz	Nov. 14, 2018	Aug. 24, 2019	Nov. 13, 2019	Conduction (CO05-HY)
LISN	Rohde & Schwarz	ENV216	100081	9kHz~30MHz	Nov. 09, 2018	Aug. 24, 2019	Nov. 08, 2019	Conduction (CO05-HY)
Software	Rohde & Schwarz	EMC32 V10.30	N/A	N/A	N/A	Aug. 24, 2019	N/A	Conduction (CO05-HY)
LF Cable	HUBER + SUHNER	RG-214/U	LF01	N/A	Dec. 31, 2018	Aug. 24, 2019	Dec. 30, 2019	Conduction (CO05-HY)
Pulse Limiter	Rohde & Schwarz	ESH3-Z2	100851	N/A	Dec. 31, 2018	Aug. 24, 2019	Dec. 30, 2019	Conduction (CO05-HY)
Loop Antenna	Rohde & Schwarz	HFH2-Z2	100488	9 kHz~30 MHz	Jan. 07, 2019	Sep. 07, 2019~ Oct. 14, 2019	Jan. 06, 2020	Radiation (03CH12-HY)
Bilog Antenna	TESEQ	CBL 6111D&00800 N1D01N-06	37059&01	30MHz~1GHz	Oct. 13, 2018	Sep. 07, 2019~ Oct. 11, 2019	Oct. 12, 2019	Radiation (03CH12-HY)
Bilog Antenna	TESEQ	CBL 6111D&00800 N1D01N-06	37059&01	30MHz~1GHz	Oct. 12, 2019	Oct. 12, 2019~ Oct. 14, 2019	Oct. 11, 2020	Radiation (03CH12-HY)
Horn Antenna	SCHWARZBE CK	BBHA 9120D	9120D-132 8	1GHz ~ 18GHz	Nov. 09, 2018	Sep. 07, 2019~ Oct. 14, 2019	Nov. 08, 2019	Radiation (03CH12-HY)



Instrument	Manufacturer	Model No.	Serial No.	Characteristics	Calibration Date	Test Date	Due Date	Remark
SHF-EHF Horn Antenna	SCHWARZBECK	BBHA 9170	BBHA9170584	18GHz ~ 40GHz	Dec. 05, 2018	Sep. 07, 2019~ Oct. 14, 2019	Dec. 04, 2019	Radiation (03CH12-HY)
Preamplifier	COM-POWER	PA-103	161075	10MHz~1GHz	Mar. 25, 2019	Sep. 07, 2019~ Oct. 14, 2019	Mar. 24, 2020	Radiation (03CH12-HY)
Preamplifier	Agilent	8449B	3008A02375	1GHz~26.5GHz	May 27, 2019	Sep. 07, 2019~ Oct. 14, 2019	May 26, 2020	Radiation (03CH12-HY)
Preamplifier	Jet-Power	JPA0118-55-303K	1710001800054002	1GHz~18GHz	Aug. 06, 2019	Sep. 07, 2019~ Oct. 14, 2019	Aug. 05, 2020	Radiation (03CH12-HY)
Preamplifier	Jet-Power	JPA00101800-30-10P	16011180002	1GHz~18GHz	Aug. 01, 2019	Oct. 14, 2019	Jul. 31, 2020	Radiation (03CH12-HY)
Preamplifier	EMEC	EM18G40G	060715	18GHz ~ 40GHz	Dec. 06, 2018	Sep. 07, 2019~ Oct. 14, 2019	Dec. 05, 2019	Radiation (03CH12-HY)
Spectrum Analyzer	Keysight	N9010A	MY55370526	10Hz~44GHz	Mar. 19, 2019	Sep. 07, 2019~ Oct. 14, 2019	Mar. 18, 2020	Radiation (03CH12-HY)
Filter	Wainwright	WLKS1200-12SS	SN1	1.2 GHz Lowpass	Mar. 22, 2019	Sep. 07, 2019~ Oct. 14, 2019	Mar. 21, 2020	Radiation (03CH12-HY)
Filter	Wainwright	WHKX12-2700-3000-18000-60ST	SN2	3GHz High Pass	Jul. 15, 2019	Sep. 07, 2019~ Oct. 14, 2019	Jul. 14, 2020	Radiation (03CH12-HY)
RF Cable	HUBER + SUHNER	SUCOFLEX 102	505134/2	30M~40GHz	Feb. 26, 2019	Sep. 07, 2019~ Oct. 14, 2019	Feb. 25, 2020	Radiation (03CH12-HY)
RF Cable	HUBER + SUHNER	SUCOFLEX 102	800740/2	30M~40GHz	Feb. 26, 2019	Sep. 07, 2019~ Oct. 14, 2019	Feb. 25, 2020	Radiation (03CH12-HY)
Antenna Mast	EMEC	AM-BS-4500-B	N/A	1m~4m	N/A	Sep. 07, 2019~ Oct. 14, 2019	N/A	Radiation (03CH12-HY)
Turn Table	EMEC	TT2000	N/A	0~360 Degree	N/A	Sep. 07, 2019~ Oct. 14, 2019	N/A	Radiation (03CH12-HY)



5 Uncertainty of Evaluation

Uncertainty of Conducted Emission Measurement (150kHz ~ 30MHz)

Measuring Uncertainty for a Level of Confidence of 95% ($U = 2Uc(y)$)	2.2
---	-----

Uncertainty of Radiated Emission Measurement (30 MHz ~ 1000 MHz)

Measuring Uncertainty for a Level of Confidence of 95% ($U = 2Uc(y)$)	5.1
---	-----

Uncertainty of Radiated Emission Measurement (1000 MHz ~ 18000 MHz)

Measuring Uncertainty for a Level of Confidence of 95% ($U = 2Uc(y)$)	5.2
---	-----

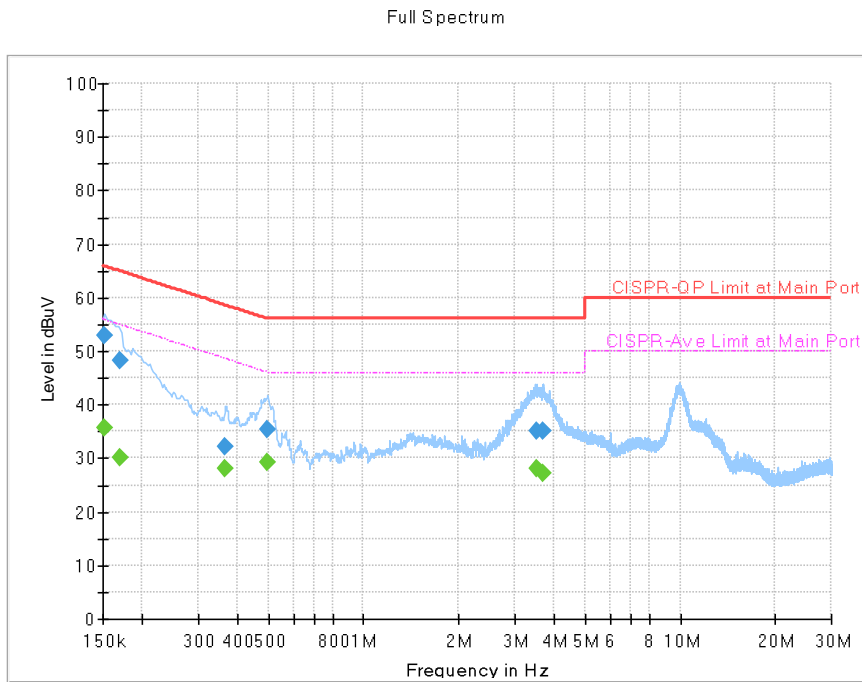
Uncertainty of Radiated Emission Measurement (18000 MHz ~ 40000 MHz)

Measuring Uncertainty for a Level of Confidence of 95% ($U = 2Uc(y)$)	4.7
---	-----



Appendix A. AC Conducted Emission Test Results

Test Engineer :	Louis Chung	Temperature :	25.2~26.2°C
		Relative Humidity :	47.4~58.2%
Test Voltage :	120Vac / 60Hz	Phase :	Line



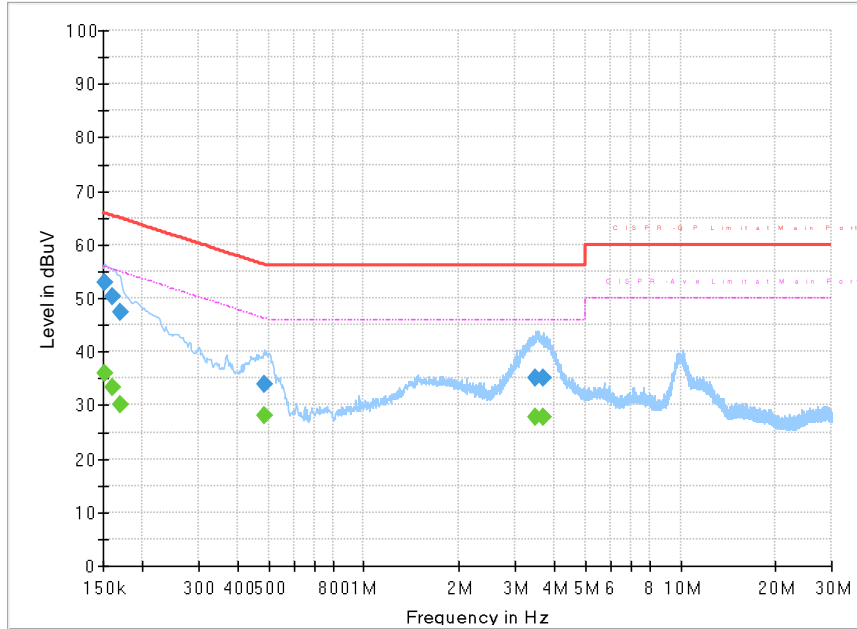
Final Result

Frequency (MHz)	QuasiPeak (dBuV)	CAverage (dBuV)	Limit (dBuV)	Margin (dB)	Line	Filter	Corr. (dB)
0.152250	---	35.60	55.88	20.28	L1	OFF	19.4
0.152250	52.94	---	65.88	12.94	L1	OFF	19.4
0.170250	---	30.14	54.95	24.81	L1	OFF	19.4
0.170250	48.22	---	64.95	16.73	L1	OFF	19.4
0.366000	---	28.05	48.59	20.54	L1	OFF	19.4
0.366000	32.23	---	58.59	26.36	L1	OFF	19.4
0.498750	---	29.35	46.02	16.67	L1	OFF	19.4
0.498750	35.49	---	56.02	20.53	L1	OFF	19.4
3.516000	---	28.01	46.00	17.99	L1	OFF	19.5
3.516000	35.23	---	56.00	20.77	L1	OFF	19.5
3.678000	---	27.26	46.00	18.74	L1	OFF	19.5
3.678000	35.14	---	56.00	20.86	L1	OFF	19.5



Test Engineer :	Louis Chung	Temperature :	25.2~26.2°C
		Relative Humidity :	47.4~58.2%
Test Voltage :	120Vac / 60Hz	Phase :	Neutral

Full Spectrum



Final_Result

Frequency (MHz)	QuasiPeak (dBuV)	CAverage (dBuV)	Limit (dBuV)	Margin (dB)	Line	Filter	Corr. (dB)
0.152250	52.86	---	65.88	13.02	N	OFF	19.4
0.152250	---	36.01	55.88	19.87	N	OFF	19.4
0.161250	50.23	---	65.40	15.17	N	OFF	19.4
0.161250	---	33.45	55.40	21.95	N	OFF	19.4
0.170250	47.25	---	64.95	17.70	N	OFF	19.4
0.170250	---	30.06	54.95	24.89	N	OFF	19.4
0.487500	33.97	---	56.21	22.24	N	OFF	19.5
0.487500	---	28.17	46.21	18.04	N	OFF	19.5
3.475500	35.20	---	56.00	20.80	N	OFF	19.5
3.475500	---	27.65	46.00	18.35	N	OFF	19.5
3.669000	35.08	---	56.00	20.92	N	OFF	19.5
3.669000	---	27.74	46.00	18.26	N	OFF	19.5



Appendix B. Radiated Spurious Emission

Test Engineer :	Jack Cheng , Lance Chiang , CR Liao	Temperature :	23.1~26.4°C
		Relative Humidity :	51.8~60.9%

<CDD Mode>
2.4GHz 2400~2483.5MHz
WIFI 802.11b (Band Edge @ 3m)

WIFI Ant. 1	Note	Frequency (MHz)	Level (dBμV/m)	Over Limit (dB)	Limit Line (dBμV/m)	Read Level (dBμV)	Antenna Factor (dB/m)	Path Loss (dB)	Preamp Factor (dB)	Ant Pos (cm)	Table Pos (deg)	Peak Avg. (P/A)	Pol. (H/V)
802.11b CH 01 2412MHz		2326.695	55.29	-18.71	74	44.08	27.74	16.55	33.08	201	355	P	H
		2389.065	45.75	-8.25	54	34.76	27.52	16.63	33.16	201	355	A	H
	*	2412	105.78	-	-	94.83	27.48	16.65	33.18	201	355	P	H
	*	2412	102.68	-	-	91.73	27.48	16.65	33.18	201	355	A	H
		2389.8	58.74	-15.26	74	47.75	27.52	16.63	33.16	229	316	P	V
		2390	51.52	-2.48	54	40.53	27.52	16.63	33.16	229	316	A	V
	*	2412	115.19	-	-	104.24	27.48	16.65	33.18	229	316	P	V
	*	2412	112.05	-	-	101.1	27.48	16.65	33.18	229	316	A	V
802.11b CH 06 2437MHz		2321.48	55.89	-18.11	74	44.65	27.77	16.55	33.08	229	350	P	H
		2389.94	44.54	-9.46	54	33.55	27.52	16.63	33.16	229	350	A	H
	*	2437	106.6	-	-	95.71	27.43	16.67	33.21	229	350	P	H
	*	2437	103.45	-	-	92.56	27.43	16.67	33.21	229	350	A	H
		2494.54	54.63	-19.37	74	43.88	27.31	16.72	33.28	229	350	P	H
		2483.5	44.65	-9.35	54	33.88	27.33	16.71	33.27	229	350	A	H
		2388.68	55.15	-18.85	74	44.16	27.52	16.63	33.16	172	342	P	V
		2389.94	46.31	-7.69	54	35.32	27.52	16.63	33.16	172	342	A	V
	*	2437	116.12	-	-	105.23	27.43	16.67	33.21	172	342	P	V
	*	2437	113.17	-	-	102.28	27.43	16.67	33.21	172	342	A	V
		2484.53	56.42	-17.58	74	45.65	27.33	16.71	33.27	172	342	P	V
		2483.5	48.81	-5.19	54	38.04	27.33	16.71	33.27	172	342	A	V



802.11b CH 11 2462MHz	*	2462	106.19	-	-	95.36	27.38	16.69	33.24	191	351	P	H
	*	2462	103.18	-	-	92.35	27.38	16.69	33.24	191	351	A	H
		2495.44	55.82	-18.18	74	45.07	27.31	16.72	33.28	191	351	P	H
		2483.52	45.03	-8.97	54	34.26	27.33	16.71	33.27	191	351	A	H
													H
													H
	*	2462	116.1	-	-	105.27	27.38	16.69	33.24	221	320	P	V
	*	2462	113.15	-	-	102.32	27.38	16.69	33.24	221	320	A	V
		2483.76	58.65	-15.35	74	47.88	27.33	16.71	33.27	221	320	P	V
		2483.52	50.92	-3.08	54	40.15	27.33	16.71	33.27	221	320	A	V
													V
													V
Remark	1. No other spurious found. 2. All results are PASS against Peak and Average limit line.												



2.4GHz 2400~2483.5MHz
WIFI 802.11b (Harmonic @ 3m)

WIFI Ant. 1	Note	Frequency (MHz)	Level (dBμV/m)	Over Limit (dB)	Limit Line (dBμV/m)	Read Level (dBμV)	Antenna Factor (dB/m)	Path Loss (dB)	Preamp Factor (dB)	Ant Pos (cm)	Table Pos (deg)	Peak Avg. (P/A)	Pol. (H/V)
802.11b CH 01 2412MHz		4824	37.84	-36.16	74	59.94	31.1	10.07	63.27	100	0	P	H
													H
													H
													H
		4824	38.97	-35.03	74	61.07	31.1	10.07	63.27	100	0	P	V
													V
													V
802.11b CH 06 2437MHz		4874	40.88	-33.12	74	62.95	31.1	10.08	63.25	100	0	P	H
		7311	43.98	-30.02	74	55.63	36.58	12.5	60.73	100	0	P	H
													H
													H
		4874	42.53	-31.47	74	64.6	31.1	10.08	63.25	100	0	P	V
		7311	44.24	-29.76	74	55.89	36.58	12.5	60.73	100	0	P	V
													V
802.11b CH 11 2462MHz		4924	41.47	-32.53	74	63.43	31.2	10.07	63.23	100	0	P	H
		7386	44.52	-29.48	74	56.22	36.36	12.58	60.64	100	0	P	H
													H
													H
		4924	44.59	-29.41	74	66.55	31.2	10.07	63.23	100	0	P	V
		7386	43.99	-30.01	74	55.69	36.36	12.58	60.64	100	0	P	V
													V
Remark	1. No other spurious found.												
	2. All results are PASS against Peak and Average limit line.												



**2.4GHz 2400~2483.5MHz
WIFI 802.11g (Band Edge @ 3m)**

WIFI Ant. 1	Note	Frequency (MHz)	Level (dBμV/m)	Over Limit (dB)	Limit Line (dBμV/m)	Read Level (dBμV)	Antenna Factor (dB/m)	Path Loss (dB)	Preamp Factor (dB)	Ant Pos (cm)	Table Pos (deg)	Peak Avg. (P/A)	Pol. (H/V)	
802.11g CH 01 2412MHz		2389.695	55.87	-18.13	74	44.88	27.52	16.63	33.16	198	346	P	H	
		2389.8	46.57	-7.43	54	35.58	27.52	16.63	33.16	198	346	A	H	
	*	2412	104.81	-	-	93.86	27.48	16.65	33.18	198	346	P	H	
	*	2412	97.16	-	-	86.21	27.48	16.65	33.18	198	346	A	H	
													H	
													H	
			2390	62.42	-11.58	74	51.43	27.52	16.63	33.16	231	343	P	V
			2390	52.72	-1.28	54	41.73	27.52	16.63	33.16	231	343	A	V
	*		2412	114.05	-	-	103.1	27.48	16.65	33.18	231	343	P	V
	*		2412	106.59	-	-	95.64	27.48	16.65	33.18	231	343	A	V
														V
														V
802.11g CH 06 2437MHz		2356.06	56.14	-17.86	74	45.08	27.59	16.59	33.12	228	350	P	H	
		2389.52	45.44	-8.56	54	34.45	27.52	16.63	33.16	228	350	A	H	
	*	2437	106.64	-	-	95.75	27.43	16.67	33.21	228	350	P	H	
	*	2437	99.4	-	-	88.51	27.43	16.67	33.21	228	350	A	H	
			2499.37	55.08	-18.92	74	44.35	27.3	16.72	33.29	228	350	P	H
			2483.9	46.16	-7.84	54	35.39	27.33	16.71	33.27	228	350	A	H
			2389.8	57.23	-16.77	74	46.24	27.52	16.63	33.16	252	318	P	V
			2389.94	48.83	-5.17	54	37.84	27.52	16.63	33.16	252	318	A	V
	*		2437	116.3	-	-	105.41	27.43	16.67	33.21	252	318	P	V
	*		2437	109.24	-	-	98.35	27.43	16.67	33.21	252	318	A	V
			2483.83	61.63	-12.37	74	50.86	27.33	16.71	33.27	252	318	P	V
			2483.62	52.14	-1.86	54	41.37	27.33	16.71	33.27	252	318	A	V



802.11g CH 11 2462MHz	*	2462	100.07	-	-	89.24	27.38	16.69	33.24	202	2	P	H
	*	2462	92.37	-	-	81.54	27.38	16.69	33.24	202	2	A	H
		2497.76	55.08	-18.92	74	44.35	27.3	16.72	33.29	202	2	P	H
		2483.92	45.42	-8.58	54	34.65	27.33	16.71	33.27	202	2	A	H
													H
													H
	*	2462	110.77	-	-	99.94	27.38	16.69	33.24	200	326	P	V
	*	2462	103.35	-	-	92.52	27.38	16.69	33.24	200	326	A	V
		2483.64	61.1	-12.9	74	50.33	27.33	16.71	33.27	200	326	P	V
		2483.52	51.57	-2.43	54	40.8	27.33	16.71	33.27	200	326	A	V
													V
													V
Remark	1. No other spurious found. 2. All results are PASS against Peak and Average limit line.												



**2.4GHz 2400~2483.5MHz
WIFI 802.11g (Harmonic @ 3m)**

WIFI Ant. 1	Note	Frequency (MHz)	Level (dBμV/m)	Over Limit (dB)	Limit Line (dBμV/m)	Read Level (dBμV)	Antenna Factor (dB/m)	Path Loss (dB)	Preamp Factor (dB)	Ant Pos (cm)	Table Pos (deg)	Peak Avg. (P/A)	Pol. (H/V)
802.11g CH 01 2412MHz		4824	38.16	-35.84	74	60.26	31.1	10.07	63.27	100	0	P	H
													H
													H
													H
		4824	37.53	-36.47	74	59.63	31.1	10.07	63.27	100	0	P	V
													V
													V
802.11g CH 06 2437MHz		4874	39.29	-34.71	74	61.36	31.1	10.08	63.25	100	0	P	H
		7311	44.8	-29.2	74	56.45	36.58	12.5	60.73	100	0	P	H
													H
													H
		4874	38.61	-35.39	74	60.68	31.1	10.08	63.25	100	0	P	V
		7311	44.37	-29.63	74	56.02	36.58	12.5	60.73	100	0	P	V
													V
802.11g CH 11 2462MHz		4924	37.64	-36.36	74	59.6	31.2	10.07	63.23	100	0	P	H
		7386	43.24	-30.76	74	54.94	36.36	12.58	60.64	100	0	P	H
													H
													H
		4924	38.2	-35.8	74	60.16	31.2	10.07	63.23	100	0	P	V
		7386	44.22	-29.78	74	55.92	36.36	12.58	60.64	100	0	P	V
													V
Remark	1. No other spurious found.												
	2. All results are PASS against Peak and Average limit line.												



**2.4GHz 2400~2483.5MHz
WIFI 802.11n HT20 (Band Edge @ 3m)**

WIFI Ant. 1	Note	Frequency (MHz)	Level (dBµV/m)	Over Limit (dB)	Limit Line (dBµV/m)	Read Level (dBµV)	Antenna Factor (dB/m)	Path Loss (dB)	Preamp Factor (dB)	Ant Pos (cm)	Table Pos (deg)	Peak Avg. (P/A)	Pol. (H/V)	
802.11n HT20 CH 01 2412MHz		2389.905	56.85	-17.15	74	45.86	27.52	16.63	33.16	250	358	P	H	
		2390	46.04	-7.96	54	35.05	27.52	16.63	33.16	250	358	A	H	
	*	2412	103.97	-	-	93.02	27.48	16.65	33.18	250	358	P	H	
	*	2412	96.3	-	-	85.35	27.48	16.65	33.18	250	358	A	H	
													H	
													H	
			2390	62.27	-11.73	74	51.28	27.52	16.63	33.16	197	326	P	V
			2390	52.22	-1.78	54	41.23	27.52	16.63	33.16	197	326	A	V
		*	2412	113.27	-	-	102.32	27.48	16.65	33.18	197	326	P	V
		*	2412	105.81	-	-	94.86	27.48	16.65	33.18	197	326	A	V
802.11n HT20 CH 06 2437MHz		2315.18	55.65	-18.35	74	44.37	27.81	16.54	33.07	216	356	P	H	
		2330.3	45.12	-8.88	54	33.93	27.72	16.56	33.09	216	356	A	H	
		* 2437	106.73	-	-	95.84	27.43	16.67	33.21	216	356	P	H	
		* 2437	98.75	-	-	87.86	27.43	16.67	33.21	216	356	A	H	
			2488.66	55.68	-18.32	74	44.92	27.32	16.72	33.28	216	356	P	H
			2483.55	45.96	-8.04	54	35.19	27.33	16.71	33.27	216	356	A	H
			2389.66	58.02	-15.98	74	47.03	27.52	16.63	33.16	192	335	P	V
			2389.94	47.53	-6.47	54	36.54	27.52	16.63	33.16	192	335	A	V
		*	2437	115.68	-	-	104.79	27.43	16.67	33.21	192	335	P	V
		*	2437	108.18	-	-	97.29	27.43	16.67	33.21	192	335	A	V
		2483.69	62.61	-11.39	74	51.84	27.33	16.71	33.27	192	335	P	V	
		2483.62	51.73	-2.27	54	40.96	27.33	16.71	33.27	192	335	A	V	



802.11n HT20 CH 11 2462MHz	*	2462	99.55	-	-	88.72	27.38	16.69	33.24	192	356	P	H
	*	2462	91.59	-	-	80.76	27.38	16.69	33.24	192	356	A	H
		2485.16	55.08	-18.92	74	44.31	27.33	16.71	33.27	192	356	P	H
		2483.56	46.25	-7.75	54	35.48	27.33	16.71	33.27	192	356	A	H
													H
													H
	*	2462	109.96	-	-	99.13	27.38	16.69	33.24	213	351	P	V
	*	2462	102.2	-	-	91.37	27.38	16.69	33.24	213	351	A	V
		2484.96	62.11	-11.89	74	51.34	27.33	16.71	33.27	213	351	P	V
		2483.88	52.76	-1.24	54	41.99	27.33	16.71	33.27	213	351	A	V
													V
													V
Remark	1. No other spurious found. 2. All results are PASS against Peak and Average limit line.												



**2.4GHz 2400~2483.5MHz
WIFI 802.11n HT20 (Harmonic @ 3m)**

WIFI Ant. 1	Note	Frequency (MHz)	Level (dBμV/m)	Over Limit (dB)	Limit Line (dBμV/m)	Read Level (dBμV)	Antenna Factor (dB/m)	Path Loss (dB)	Preamp Factor (dB)	Ant Pos (cm)	Table Pos (deg)	Peak Avg. (P/A)	Pol. (H/V)	
802.11n HT20 CH 01 2412MHz		4824	37.51	-36.49	74	59.61	31.1	10.07	63.27	100	0	P	H	
													H	
													H	
													H	
			4824	37.42	-36.58	74	59.52	31.1	10.07	63.27	100	0	P	V
														V
														V
802.11n HT20 CH 06 2437MHz		4874	38.52	-35.48	74	60.59	31.1	10.08	63.25	100	0	P	H	
		7311	44.32	-29.68	74	55.97	36.58	12.5	60.73	100	0	P	H	
													H	
													H	
			4874	39.96	-34.04	74	62.03	31.1	10.08	63.25	100	0	P	V
			7311	43.71	-30.29	74	55.36	36.58	12.5	60.73	100	0	P	V
														V
802.11n HT20 CH 11 2462MHz		4924	38.42	-35.58	74	60.38	31.2	10.07	63.23	100	0	P	H	
		7386	43.28	-30.72	74	54.98	36.36	12.58	60.64	100	0	P	H	
													H	
													H	
			4924	38.09	-35.91	74	60.05	31.2	10.07	63.23	100	0	P	V
			7386	44.69	-29.31	74	56.39	36.36	12.58	60.64	100	0	P	V
														V
Remark	1. No other spurious found.													
	2. All results are PASS against Peak and Average limit line.													



**2.4GHz 2400~2483.5MHz
WIFI 802.11n HT40 (Band Edge @ 3m)**

WIFI Ant. 1	Note	Frequency (MHz)	Level (dBμV/m)	Over Limit (dB)	Limit Line (dBμV/m)	Read Level (dBμV)	Antenna Factor (dB/m)	Path Loss (dB)	Preamp Factor (dB)	Ant Pos (cm)	Table Pos (deg)	Peak Avg. (P/A)	Pol. (H/V)
802.11n HT40 CH 03 2422MHz		2314.06	55.82	-18.18	74	44.53	27.82	16.54	33.07	251	358	P	H
		2389.24	47.16	-6.84	54	36.17	27.52	16.63	33.16	251	358	A	H
	*	2422	95.64	-	-	84.72	27.46	16.66	33.2	251	358	P	H
	*	2422	88.89	-	-	77.97	27.46	16.66	33.2	251	358	A	H
		2498.88	54.64	-19.36	74	43.91	27.3	16.72	33.29	251	358	P	H
		2491.32	45.76	-8.24	54	35	27.32	16.72	33.28	251	358	A	H
		2389.66	59.8	-14.2	74	48.81	27.52	16.63	33.16	204	315	P	V
		2389.8	51.68	-2.32	54	40.69	27.52	16.63	33.16	204	315	A	V
	*	2422	105.24	-	-	94.32	27.46	16.66	33.2	204	315	P	V
	*	2422	97.95	-	-	87.03	27.46	16.66	33.2	204	315	A	V
		2484.95	55.47	-18.53	74	44.7	27.33	16.71	33.27	204	315	P	V
		2486.07	46.32	-7.68	54	35.55	27.33	16.71	33.27	204	315	A	V
802.11n HT40 CH 06 2437MHz		2316.16	55.67	-18.33	74	44.4	27.8	16.54	33.07	216	357	P	H
		2319.24	45.96	-8.04	54	34.71	27.78	16.54	33.07	216	357	A	H
	*	2437	99.02	-	-	88.13	27.43	16.67	33.21	216	357	P	H
	*	2437	91.5	-	-	80.61	27.43	16.67	33.21	216	357	A	H
		2484.18	56.15	-17.85	74	45.38	27.33	16.71	33.27	216	357	P	H
		2483.83	46.22	-7.78	54	35.45	27.33	16.71	33.27	216	357	A	H
		2388.82	58.09	-15.91	74	47.1	27.52	16.63	33.16	194	327	P	V
		2389.94	48.59	-5.41	54	37.6	27.52	16.63	33.16	194	327	A	V
	*	2437	109.37	-	-	98.48	27.43	16.67	33.21	194	327	P	V
	*	2437	101.37	-	-	90.48	27.43	16.67	33.21	194	327	A	V
	2483.76	59.91	-14.09	74	49.14	27.33	16.71	33.27	194	327	P	V	
	2483.62	51.59	-2.41	54	40.82	27.33	16.71	33.27	194	327	A	V	



802.11n HT40 CH 09 2452MHz		2313.36	55.5	-18.5	74	44.21	27.82	16.54	33.07	218	355	P	H
		2318.54	45.94	-8.06	54	34.68	27.79	16.54	33.07	218	355	A	H
	*	2452	97.2	-	-	86.35	27.4	16.68	33.23	218	355	P	H
	*	2452	89.33	-	-	78.48	27.4	16.68	33.23	218	355	A	H
		2483.9	55.21	-18.79	74	44.44	27.33	16.71	33.27	218	355	P	H
		2483.9	46.76	-7.24	54	35.99	27.33	16.71	33.27	218	355	A	H
		2351.44	55.5	-18.5	74	44.43	27.6	16.58	33.11	196	336	P	V
		2383.78	45.87	-8.13	54	34.87	27.53	16.62	33.15	196	336	A	V
	*	2452	106.65	-	-	95.8	27.4	16.68	33.23	196	336	P	V
	*	2452	98.88	-	-	88.03	27.4	16.68	33.23	196	336	A	V
		2483.62	62.12	-11.88	74	51.35	27.33	16.71	33.27	196	336	P	V
		2483.97	52.84	-1.16	54	42.07	27.33	16.71	33.27	196	336	A	V
Remark	1. No other spurious found. 2. All results are PASS against Peak and Average limit line.												



**2.4GHz 2400~2483.5MHz
WIFI 802.11n HT40 (Harmonic @ 3m)**

WIFI Ant. 1	Note	Frequency (MHz)	Level (dBμV/m)	Over Limit (dB)	Limit Line (dBμV/m)	Read Level (dBμV)	Antenna Factor (dB/m)	Path Loss (dB)	Preamp Factor (dB)	Ant Pos (cm)	Table Pos (deg)	Peak Avg. (P/A)	Pol. (H/V)
802.11n HT40 CH 03 2422MHz		4844	37.88	-36.12	74	59.97	31.1	10.07	63.26	100	0	P	H
		7266	45.19	-28.81	74	56.92	36.6	12.45	60.78	100	0	P	H
													H
													H
		4844	37.83	-36.17	74	59.92	31.1	10.07	63.26	100	0	P	V
		7266	43.78	-30.22	74	55.51	36.6	12.45	60.78	100	0	P	V
													V
802.11n HT40 CH 06 2437MHz		4874	38.17	-35.83	74	60.24	31.1	10.08	63.25	100	0	P	H
		7311	43.9	-30.1	74	55.55	36.58	12.5	60.73	100	0	P	H
													H
													H
		4874	38.05	-35.95	74	60.12	31.1	10.08	63.25	100	0	P	V
		7311	43.74	-30.26	74	55.39	36.58	12.5	60.73	100	0	P	V
													V
802.11n HT40 CH 09 2452MHz		4904	37.91	-36.09	74	59.96	31.12	10.07	63.24	100	0	P	H
		7356	42.78	-31.22	74	54.42	36.48	12.55	60.67	100	0	P	H
													H
													H
		4904	37.88	-36.12	74	59.93	31.12	10.07	63.24	100	0	P	V
		7356	43.76	-30.24	74	55.4	36.48	12.55	60.67	100	0	P	V
													V
Remark	1. No other spurious found.												
	2. All results are PASS against Peak and Average limit line.												



2.4GHz 2400~2483.5MHz

WIFI 802.11b (Band Edge @ 3m)

WIFI	Note	Frequency	Level	Over	Limit	Read	Antenna	Path	Preamp	Ant	Table	Peak	Pol.	
Ant.				Limit	Line	Level	Factor	Loss	Factor	Pos	Pos	Avg.		
2		(MHz)	(dBμV/m)	(dB)	(dBμV/m)	(dBμV)	(dB/m)	(dB)	(dB)	(cm)	(deg)	(P/A)	(H/V)	
802.11b CH 01 2412MHz		2354.94	55.63	-18.37	74	44.57	27.59	16.59	33.12	318	317	P	H	
		2311.26	44.64	-9.36	54	33.34	27.83	16.53	33.06	318	317	A	H	
	*	2412	100.92	-	-	89.97	27.48	16.65	33.18	318	317	P	H	
	*	2412	97.76	-	-	86.81	27.48	16.65	33.18	318	317	A	H	
													H	
														H
			2389.38	57.11	-16.89	74	46.12	27.52	16.63	33.16	221	38	P	V
			2390	48.7	-5.3	54	37.71	27.52	16.63	33.16	221	38	A	V
	*		2412	112.45	-	-	101.5	27.48	16.65	33.18	221	38	P	V
	*		2412	109.22	-	-	98.27	27.48	16.65	33.18	221	38	A	V
														V
														V
802.11b CH 06 2437MHz		2330.44	55.39	-18.61	74	44.2	27.72	16.56	33.09	346	329	P	H	
		2312.1	44.5	-9.5	54	33.2	27.83	16.53	33.06	346	329	A	H	
	*	2437	102.57	-	-	91.68	27.43	16.67	33.21	346	329	P	H	
	*	2437	99.38	-	-	88.49	27.43	16.67	33.21	346	329	A	H	
			2496.78	54.64	-19.36	74	43.9	27.31	16.72	33.29	346	329	P	H
			2486.42	44.08	-9.92	54	33.31	27.33	16.71	33.27	346	329	A	H
			2386.02	55.19	-18.81	74	44.19	27.53	16.62	33.15	206	19	P	V
			2389.94	44.55	-9.45	54	33.56	27.52	16.63	33.16	206	19	A	V
	*		2437	114.25	-	-	103.36	27.43	16.67	33.21	206	19	P	V
	*		2437	111.08	-	-	100.19	27.43	16.67	33.21	206	19	A	V
			2496.71	54.78	-19.22	74	44.04	27.31	16.72	33.29	206	19	P	V
			2483.5	44.67	-9.33	54	33.9	27.33	16.71	33.27	206	19	A	V



802.11b CH 11 2462MHz	*	2462	103.52	-	-	92.69	27.38	16.69	33.24	333	310	P	H
	*	2462	100.35	-	-	89.52	27.38	16.69	33.24	333	310	A	H
		2489.6	55.62	-18.38	74	44.86	27.32	16.72	33.28	333	310	P	H
		2483.52	45.03	-8.97	54	34.26	27.33	16.71	33.27	333	310	A	H
													H
													H
	*	2462	114.75	-	-	103.92	27.38	16.69	33.24	202	68	P	V
	*	2462	111.59	-	-	100.76	27.38	16.69	33.24	202	68	A	V
		2483.56	58.82	-15.18	74	48.05	27.33	16.71	33.27	202	68	P	V
		2483.52	51.6	-2.4	54	40.83	27.33	16.71	33.27	202	68	A	V
													V
													V
Remark	1. No other spurious found. 2. All results are PASS against Peak and Average limit line.												



**2.4GHz 2400~2483.5MHz
WIFI 802.11b (Harmonic @ 3m)**

WIFI Ant. 2	Note	Frequency (MHz)	Level (dBμV/m)	Over Limit (dB)	Limit Line (dBμV/m)	Read Level (dBμV)	Antenna Factor (dB/m)	Path Loss (dB)	Preamp Factor (dB)	Ant Pos (cm)	Table Pos (deg)	Peak Avg. (P/A)	Pol. (H/V)	
802.11b CH 01 2412MHz		4824	46.62	-27.38	74	68.72	31.1	10.07	63.27	100	0	P	H	
													H	
													H	
													H	
			4824	52.58	-21.42	74	74.68	31.1	10.07	63.27	400	344	P	V
			4824	49.68	-4.32	54	71.78	31.1	10.07	63.27	400	344	A	V
														V
802.11b CH 06 2437MHz		4874	46.5	-27.5	74	68.57	31.1	10.08	63.25	100	0	P	H	
		7311	44.52	-29.48	74	56.17	36.58	12.5	60.73	100	0	P	H	
													H	
													H	
			4874	52.03	-21.97	74	74.1	31.1	10.08	63.25	388	329	P	V
			4874	49.28	-4.72	54	71.35	31.1	10.08	63.25	388	329	A	V
			7311	42.15	-31.85	74	53.8	36.58	12.5	60.73	100	0	P	V
802.11b CH 11 2462MHz		4924	45.28	-28.72	74	67.24	31.2	10.07	63.23	100	0	P	H	
		7386	44.18	-29.82	74	55.88	36.36	12.58	60.64	100	0	P	H	
													H	
													H	
			4924	49.75	-24.25	74	71.71	31.2	10.07	63.23	100	0	P	V
			7386	45.61	-28.39	74	57.31	36.36	12.58	60.64	100	0	P	V
														V
Remark	1. No other spurious found.													
	2. All results are PASS against Peak and Average limit line.													



**2.4GHz 2400~2483.5MHz
WIFI 802.11g (Band Edge @ 3m)**

WIFI Ant. 2	Note	Frequency (MHz)	Level (dBμV/m)	Over Limit (dB)	Limit Line (dBμV/m)	Read Level (dBμV)	Antenna Factor (dB/m)	Path Loss (dB)	Preamp Factor (dB)	Ant Pos (cm)	Table Pos (deg)	Peak Avg. (P/A)	Pol. (H/V)	
802.11g CH 01 2412MHz		2342.13	57.74	-16.26	74	46.62	27.65	16.57	33.1	319	307	P	H	
		2390	45.98	-8.02	54	34.99	27.52	16.63	33.16	319	307	A	H	
	*	2412	101.09	-	-	90.14	27.48	16.65	33.18	319	307	P	H	
	*	2412	93.4	-	-	82.45	27.48	16.65	33.18	319	307	A	H	
													H	
														H
			2390	62.38	-11.62	74	51.39	27.52	16.63	33.16	281	39	P	V
			2390	52.81	-1.19	54	41.82	27.52	16.63	33.16	281	39	A	V
	*		2412	111.41	-	-	100.46	27.48	16.65	33.18	281	39	P	V
	*		2412	103.86	-	-	92.91	27.48	16.65	33.18	281	39	A	V
														V
														V
802.11g CH 06 2437MHz		2349.48	56.24	-17.76	74	45.17	27.6	16.58	33.11	285	293	P	H	
		2313.92	45.77	-8.23	54	34.48	27.82	16.54	33.07	285	293	A	H	
	*	2437	106.21	-	-	95.32	27.43	16.67	33.21	285	293	P	H	
	*	2437	97.98	-	-	87.09	27.43	16.67	33.21	285	293	A	H	
			2493.56	56.05	-17.95	74	45.3	27.31	16.72	33.28	285	293	P	H
			2484.95	45.66	-8.34	54	34.89	27.33	16.71	33.27	285	293	A	H
			2389.94	58.77	-15.23	74	47.78	27.52	16.63	33.16	271	35	P	V
			2389.94	50.07	-3.93	54	39.08	27.52	16.63	33.16	271	35	A	V
	*		2437	116.67	-	-	105.78	27.43	16.67	33.21	271	35	P	V
	*		2437	108.79	-	-	97.9	27.43	16.67	33.21	271	35	A	V
			2483.55	59.85	-14.15	74	49.08	27.33	16.71	33.27	271	35	P	V
			2483.55	50.2	-3.8	54	39.43	27.33	16.71	33.27	271	35	A	V



802.11g CH 11 2462MHz	*	2462	96.67	-	-	85.84	27.38	16.69	33.24	249	323	P	H
	*	2462	88.89	-	-	78.06	27.38	16.69	33.24	249	323	A	H
		2499.2	55.15	-18.85	74	44.42	27.3	16.72	33.29	249	323	P	H
		2483.84	45.47	-8.53	54	34.7	27.33	16.71	33.27	249	323	A	H
													H
													H
	*	2462	109.87	-	-	99.04	27.38	16.69	33.24	243	21	P	V
	*	2462	101.98	-	-	91.15	27.38	16.69	33.24	243	21	A	V
		2484.48	63.7	-10.3	74	52.93	27.33	16.71	33.27	243	21	P	V
		2483.68	52.02	-1.98	54	41.25	27.33	16.71	33.27	243	21	A	V
													V
													V
Remark	3. No other spurious found. 4. All results are PASS against Peak and Average limit line.												



**2.4GHz 2400~2483.5MHz
WIFI 802.11g (Harmonic @ 3m)**

WIFI Ant. 2	Note	Frequency (MHz)	Level (dBμV/m)	Over Limit (dB)	Limit Line (dBμV/m)	Read Level (dBμV)	Antenna Factor (dB/m)	Path Loss (dB)	Preamp Factor (dB)	Ant Pos (cm)	Table Pos (deg)	Peak Avg. (P/A)	Pol. (H/V)	
802.11g CH 01 2412MHz		4824	39.39	-34.61	74	61.49	31.1	10.07	63.27	100	0	P	H	
													H	
													H	
													H	
			4824	42.53	-31.47	74	64.63	31.1	10.07	63.27	100	0	P	V
														V
														V
802.11g CH 06 2437MHz		4874	47.34	-26.66	74	69.41	31.1	10.08	63.25	100	0	P	H	
		7311	44.22	-29.78	74	55.87	36.58	12.5	60.73	100	0	P	H	
													H	
													H	
			4874	49.72	-24.28	74	71.79	31.1	10.08	63.25	100	0	P	V
			7311	44.6	-29.4	74	56.25	36.58	12.5	60.73	100	0	P	V
														V
802.11g CH 11 2462MHz		4924	38.31	-35.69	74	60.27	31.2	10.07	63.23	100	0	P	H	
		7386	44.08	-29.92	74	55.78	36.36	12.58	60.64	100	0	P	H	
													H	
													H	
			4924	37.97	-36.03	74	59.93	31.2	10.07	63.23	100	0	P	V
			7386	43.89	-30.11	74	55.59	36.36	12.58	60.64	100	0	P	V
														V
Remark	1. No other spurious found.													
	2. All results are PASS against Peak and Average limit line.													



**2.4GHz 2400~2483.5MHz
WIFI 802.11n HT20 (Band Edge @ 3m)**

WIFI Ant. 2	Note	Frequency (MHz)	Level (dBµV/m)	Over Limit (dB)	Limit Line (dBµV/m)	Read Level (dBµV)	Antenna Factor (dB/m)	Path Loss (dB)	Preamp Factor (dB)	Ant Pos (cm)	Table Pos (deg)	Peak Avg. (P/A)	Pol. (H/V)	
802.11n HT20 CH 01 2412MHz		2389.695	55.61	-18.39	74	44.62	27.52	16.63	33.16	200	331	P	H	
		2390	45.75	-8.25	54	34.76	27.52	16.63	33.16	200	331	A	H	
	*	2412	99.2	-	-	88.25	27.48	16.65	33.18	200	331	P	H	
	*	2412	90.7	-	-	79.75	27.48	16.65	33.18	200	331	A	H	
													H	
														H
			2390	60.84	-13.16	74	49.85	27.52	16.63	33.16	222	25	P	V
			2390	51.97	-2.03	54	40.98	27.52	16.63	33.16	222	25	A	V
		*	2412	112.21	-	-	101.26	27.48	16.65	33.18	222	25	P	V
		*	2412	104.27	-	-	93.32	27.48	16.65	33.18	222	25	A	V
													V	
													V	
802.11n HT20 CH 06 2437MHz		2389.94	56.29	-17.71	74	45.3	27.52	16.63	33.16	194	330	P	H	
		2389.24	45.46	-8.54	54	34.47	27.52	16.63	33.16	194	330	A	H	
	*	2437	103.05	-	-	92.16	27.43	16.67	33.21	194	330	P	H	
	*	2437	95.13	-	-	84.24	27.43	16.67	33.21	194	330	A	H	
			2497.76	54.52	-19.48	74	43.79	27.3	16.72	33.29	194	330	P	H
			2484.53	45.41	-8.59	54	34.64	27.33	16.71	33.27	194	330	A	H
			2389.8	61.24	-12.76	74	50.25	27.52	16.63	33.16	216	23	P	V
			2389.94	51.06	-2.94	54	40.07	27.52	16.63	33.16	216	23	A	V
		*	2437	116.61	-	-	105.72	27.43	16.67	33.21	216	23	P	V
		*	2437	108.95	-	-	98.06	27.43	16.67	33.21	216	23	A	V
		2483.9	62.05	-11.95	74	51.28	27.33	16.71	33.27	216	23	P	V	
		2483.5	51.48	-2.52	54	40.71	27.33	16.71	33.27	216	23	A	V	



802.11n HT20 CH 11 2462MHz	*	2462	94.39	-	-	83.56	27.38	16.69	33.24	201	333	P	H
	*	2462	86.33	-	-	75.5	27.38	16.69	33.24	201	333	A	H
		2497	55.6	-18.4	74	44.86	27.31	16.72	33.29	201	333	P	H
		2486.08	45.35	-8.65	54	34.58	27.33	16.71	33.27	201	333	A	H
													H
													H
	*	2462	109.09	-	-	98.26	27.38	16.69	33.24	216	27	P	V
	*	2462	100.63	-	-	89.8	27.38	16.69	33.24	216	27	A	V
		2483.68	62.32	-11.68	74	51.55	27.33	16.71	33.27	216	27	P	V
		2483.68	52.4	-1.6	54	41.63	27.33	16.71	33.27	216	27	A	V
													V
													V
Remark	1. No other spurious found. 2. All results are PASS against Peak and Average limit line.												



**2.4GHz 2400~2483.5MHz
WIFI 802.11n HT20 (Harmonic @ 3m)**

WIFI Ant. 2	Note	Frequency (MHz)	Level (dBμV/m)	Over Limit (dB)	Limit Line (dBμV/m)	Read Level (dBμV)	Antenna Factor (dB/m)	Path Loss (dB)	Preamp Factor (dB)	Ant Pos (cm)	Table Pos (deg)	Peak Avg. (P/A)	Pol. (H/V)	
802.11n HT20 CH 01 2412MHz		4824	40.79	-33.21	74	62.89	31.1	10.07	63.27	100	0	P	H	
													H	
													H	
													H	
			4824	40.83	-33.17	74	62.93	31.1	10.07	63.27	100	0	P	V
														V
														V
802.11n HT20 CH 06 2437MHz		4874	45.57	-28.43	74	67.64	31.1	10.08	63.25	100	0	P	H	
		7311	43.28	-30.72	74	54.93	36.58	12.5	60.73	100	0	P	H	
													H	
													H	
			4874	54.17	-19.83	74	76.24	31.1	10.08	63.25	387	314	P	V
			4874	42.28	-11.72	54	64.35	31.1	10.08	63.25	387	314	A	V
			7311	43.79	-30.21	74	55.44	36.58	12.5	60.73	100	0	P	V
802.11n HT20 CH 11 2462MHz		4924	37.53	-36.47	74	59.49	31.2	10.07	63.23	100	0	P	H	
		7386	43.52	-30.48	74	55.22	36.36	12.58	60.64	100	0	P	H	
													H	
													H	
			4924	38.03	-35.97	74	59.99	31.2	10.07	63.23	100	0	P	V
			7386	43.95	-30.05	74	55.65	36.36	12.58	60.64	100	0	P	V
														V
													V	
Remark	1. No other spurious found. 2. All results are PASS against Peak and Average limit line.													



**2.4GHz 2400~2483.5MHz
WIFI 802.11n HT40 (Band Edge @ 3m)**

WIFI Ant. 2	Note	Frequency (MHz)	Level (dBμV/m)	Over Limit (dB)	Limit Line (dBμV/m)	Read Level (dBμV)	Antenna Factor (dB/m)	Path Loss (dB)	Preamp Factor (dB)	Ant Pos (cm)	Table Pos (deg)	Peak Avg. (P/A)	Pol. (H/V)
802.11n HT40 CH 03 2422MHz		2321.9	54.94	-19.06	74	43.7	27.77	16.55	33.08	349	311	P	H
		2346.4	46.13	-7.87	54	35.04	27.62	16.58	33.11	349	311	A	H
	*	2422	92.41	-	-	81.49	27.46	16.66	33.2	349	311	P	H
	*	2422	84.9	-	-	73.98	27.46	16.66	33.2	349	311	A	H
		2486.35	55.21	-18.79	74	44.44	27.33	16.71	33.27	349	311	P	H
		2487.12	45.75	-8.25	54	34.98	27.33	16.71	33.27	349	311	A	H
		2389.94	60.44	-13.56	74	49.45	27.52	16.63	33.16	224	29	P	V
		2389.66	52.2	-1.8	54	41.21	27.52	16.63	33.16	224	29	A	V
	*	2422	104.89	-	-	93.97	27.46	16.66	33.2	224	29	P	V
	*	2422	97.01	-	-	86.09	27.46	16.66	33.2	224	29	A	V
		2489.22	55.66	-18.34	74	44.9	27.32	16.72	33.28	224	29	P	V
		2485.93	46.1	-7.9	54	35.33	27.33	16.71	33.27	224	29	A	V
802.11n HT40 CH 06 2437MHz		2356.76	55.49	-18.51	74	44.43	27.59	16.59	33.12	283	306	P	H
		2350.6	46	-8	54	34.93	27.6	16.58	33.11	283	306	A	H
	*	2437	96.2	-	-	85.31	27.43	16.67	33.21	283	306	P	H
	*	2437	88.16	-	-	77.27	27.43	16.67	33.21	283	306	A	H
		2484.04	55.06	-18.94	74	44.29	27.33	16.71	33.27	283	306	P	H
		2484.6	46.04	-7.96	54	35.27	27.33	16.71	33.27	283	306	A	H
		2389.8	59.07	-14.93	74	48.08	27.52	16.63	33.16	214	21	P	V
		2389.94	50.67	-3.33	54	39.68	27.52	16.63	33.16	214	21	A	V
	*	2437	109.03	-	-	98.14	27.43	16.67	33.21	214	21	P	V
	*	2437	100.97	-	-	90.08	27.43	16.67	33.21	214	21	A	V
		2483.5	61.87	-12.13	74	51.1	27.33	16.71	33.27	214	21	P	V
		2483.62	52.05	-1.95	54	41.28	27.33	16.71	33.27	214	21	A	V



802.11n HT40 CH 09 2452MHz		2377.62	55.17	-18.83	74	44.16	27.54	16.61	33.14	308	311	P	H
		2316.3	45.88	-8.12	54	34.61	27.8	16.54	33.07	308	311	A	H
	*	2450	94.43	-	-	83.58	27.4	16.68	33.23	308	311	P	H
	*	2448	86.86	-	-	76.01	27.4	16.68	33.23	308	311	A	H
		2486.07	55.6	-18.4	74	44.83	27.33	16.71	33.27	308	311	P	H
		2483.97	46.43	-7.57	54	35.66	27.33	16.71	33.27	308	311	A	H
		2314.2	55.18	-18.82	74	43.9	27.81	16.54	33.07	219	24	P	V
		2389.1	46.21	-7.79	54	35.22	27.52	16.63	33.16	219	24	A	V
	*	2452	106.89	-	-	96.04	27.4	16.68	33.23	219	24	P	V
	*	2452	99.31	-	-	88.46	27.4	16.68	33.23	219	24	A	V
		2483.55	62.47	-11.53	74	51.7	27.33	16.71	33.27	219	24	P	V
		2483.5	52.35	-1.65	54	41.58	27.33	16.71	33.27	219	24	A	V
Remark	1. No other spurious found. 2. All results are PASS against Peak and Average limit line.												



**2.4GHz 2400~2483.5MHz
WIFI 802.11n HT40 (Harmonic @ 3m)**

WIFI Ant. 2	Note	Frequency (MHz)	Level (dBμV/m)	Over Limit (dB)	Limit Line (dBμV/m)	Read Level (dBμV)	Antenna Factor (dB/m)	Path Loss (dB)	Preamp Factor (dB)	Ant Pos (cm)	Table Pos (deg)	Peak Avg. (P/A)	Pol. (H/V)
802.11n HT40 CH 03 2422MHz		4844	37.05	-36.95	74	59.14	31.1	10.07	63.26	100	0	P	H
		7266	43.7	-30.3	74	55.43	36.6	12.45	60.78	100	0	P	H
													H
													H
		4844	37.55	-36.45	74	59.64	31.1	10.07	63.26	100	0	P	V
		7266	43.79	-30.21	74	55.52	36.6	12.45	60.78	100	0	P	V
													V
802.11n HT40 CH 06 2437MHz		4874	39.08	-34.92	74	61.15	31.1	10.08	63.25	100	0	P	H
		7311	43.68	-30.32	74	55.33	36.58	12.5	60.73	100	0	P	H
													H
													H
		4874	38.82	-35.18	74	60.89	31.1	10.08	63.25	100	0	P	V
		7311	44.37	-29.63	74	56.02	36.58	12.5	60.73	100	0	P	V
													V
802.11n HT40 CH 09 2452MHz		4904	43.48	-30.52	74	65.53	31.12	10.07	63.24	100	0	P	V
		7356	42.81	-31.19	74	54.45	36.48	12.55	60.67	100	0	P	H
													H
													H
		4904	38.48	-35.52	74	60.53	31.12	10.07	63.24	100	0	P	V
		7356	43.55	-30.45	74	55.19	36.48	12.55	60.67	100	0	P	V
													V
Remark	1. No other spurious found.												
	2. All results are PASS against Peak and Average limit line.												



2.4GHz 2400~2483.5MHz

WIFI 802.11b (Band Edge @ 3m)

WIFI	Note	Frequency	Level	Over	Limit	Read	Antenna	Path	Preamp	Ant	Table	Peak	Pol.	
Ant.				Limit	Line	Level	Factor	Loss	Factor	Pos	Pos	Avg.		
1+2		(MHz)	(dBμV/m)	(dB)	(dBμV/m)	(dBμV)	(dB/m)	(dB)	(dB)	(cm)	(deg)	(P/A)	(H/V)	
802.11b CH 01 2412MHz		2388.96	57.11	-16.89	74	46.12	27.52	16.63	33.16	100	357	P	H	
		2390	48.78	-5.22	54	37.79	27.52	16.63	33.16	100	357	A	H	
	*	2412	113.68	-	-	102.73	27.48	16.65	33.18	100	357	P	H	
	*	2412	110.39	-	-	99.44	27.48	16.65	33.18	100	357	A	H	
													H	
														H
			2336.145	56.24	-17.76	74	45.09	27.68	16.56	33.09	394	94	P	V
			2390	45.01	-8.99	54	34.02	27.52	16.63	33.16	394	94	A	V
	*		2412	107.6	-	-	96.65	27.48	16.65	33.18	394	94	P	V
	*		2412	104.29	-	-	93.34	27.48	16.65	33.18	394	94	A	V
														V
														V
802.11b CH 06 2437MHz		2357.04	55.87	-18.13	74	44.81	27.59	16.59	33.12	126	360	P	H	
		2389.94	45.16	-8.84	54	34.17	27.52	16.63	33.16	126	360	A	H	
	*	2437	120.59	-	-	109.7	27.43	16.67	33.21	126	360	P	H	
	*	2437	117.06	-	-	106.17	27.43	16.67	33.21	126	360	A	H	
			2484.67	56.76	-17.24	74	45.99	27.33	16.71	33.27	126	360	P	H
			2484.39	48.44	-5.56	54	37.67	27.33	16.71	33.27	126	360	A	H
			2333.24	55.32	-18.68	74	44.15	27.7	16.56	33.09	400	292	P	V
			2310	44.81	-9.19	54	33.5	27.84	16.53	33.06	400	292	A	V
	*		2437	109.23	-	-	98.34	27.43	16.67	33.21	400	292	P	V
	*		2437	106.37	-	-	95.48	27.43	16.67	33.21	400	292	A	V
			2493.7	56.11	-17.89	74	45.36	27.31	16.72	33.28	400	292	P	V
			2483.5	44.62	-9.38	54	33.85	27.33	16.71	33.27	400	292	A	V



802.11b CH 11 2462MHz	*	2462	120.1	-	-	109.27	27.38	16.69	33.24	141	2	P	H
	*	2464	116.91	-	-	106.1	27.37	16.69	33.25	141	2	A	H
		2486.2	57.18	-16.82	74	46.41	27.33	16.71	33.27	141	2	P	H
		2483.52	49.96	-4.04	54	39.19	27.33	16.71	33.27	141	2	A	H
													H
													H
	*	2462	108.7	-	-	97.87	27.38	16.69	33.24	355	278	P	V
	*	2462	105.77	-	-	94.94	27.38	16.69	33.24	355	278	A	V
		2483.6	55.43	-18.57	74	44.66	27.33	16.71	33.27	355	278	P	V
		2483.52	45.58	-8.42	54	34.81	27.33	16.71	33.27	355	278	A	V
													V
													V
Remark	1. No other spurious found. 2. All results are PASS against Peak and Average limit line.												



2.4GHz 2400~2483.5MHz
WIFI 802.11b (Harmonic @ 3m)

WIFI Ant. 1+2	Note	Frequency (MHz)	Level (dBμV/m)	Over Limit (dB)	Limit Line (dBμV/m)	Read Level (dBμV)	Antenna Factor (dB/m)	Path Loss (dB)	Preamp Factor (dB)	Ant Pos (cm)	Table Pos (deg)	Peak Avg. (P/A)	Pol. (H/V)	
802.11b CH 01 2412MHz		4824	53.35	-20.65	74	75.45	31.1	10.07	63.27	100	331	P	H	
													H	
													H	
													H	
			4824	50.29	-3.71	54	72.39	31.1	10.07	63.27	100	331	A	H
			4824	46.05	-27.95	74	68.15	31.1	10.07	63.27	100	0	P	V
														V
802.11b CH 06 2437MHz		4874	52.63	-21.37	74	74.7	31.1	10.08	63.25	127	337	P	H	
		4874	49.6	-4.4	54	71.67	31.1	10.08	63.25	127	337	A	H	
													H	
													H	
			7311	42.8	-31.2	74	54.45	36.58	12.5	60.73	100	0	P	H
			4874	47.08	-26.92	74	69.15	31.1	10.08	63.25	100	0	P	V
			7311	44.94	-29.06	74	56.59	36.58	12.5	60.73	100	0	P	V
802.11b CH 11 2462MHz		4924	52.35	-21.65	74	74.31	31.2	10.07	63.23	100	307	P	H	
		4924	49.91	-4.09	54	71.87	31.2	10.07	63.23	100	307	A	H	
													H	
													H	
			7386	44.08	-29.92	74	55.78	36.36	12.58	60.64	100	0	P	H
			4924	45.65	-28.35	74	67.61	31.2	10.07	63.23	100	0	P	V
			7386	44.18	-29.82	74	55.88	36.36	12.58	60.64	100	0	P	V
													V	
Remark	1. No other spurious found. 2. All results are PASS against Peak and Average limit line.													



**2.4GHz 2400~2483.5MHz
WIFI 802.11g (Band Edge @ 3m)**

WIFI Ant. 1+2	Note	Frequency (MHz)	Level (dBμV/m)	Over Limit (dB)	Limit Line (dBμV/m)	Read Level (dBμV)	Antenna Factor (dB/m)	Path Loss (dB)	Preamp Factor (dB)	Ant Pos (cm)	Table Pos (deg)	Peak Avg. (P/A)	Pol. (H/V)	
802.11g CH 01 2412MHz		2390	60.12	-13.88	74	49.13	27.52	16.63	33.16	112	0	P	H	
		2390	51.63	-2.37	54	40.64	27.52	16.63	33.16	112	0	A	H	
	*	2412	115.67	-	-	104.72	27.48	16.65	33.18	112	0	P	H	
	*	2412	108.94	-	-	97.99	27.48	16.65	33.18	112	0	A	H	
													H	
														H
			2340.345	55.4	-18.6	74	44.27	27.66	16.57	33.1	109	98	P	V
			2389.905	46.85	-7.15	54	35.86	27.52	16.63	33.16	109	98	A	V
	*		2412	108.47	-	-	97.52	27.48	16.65	33.18	109	98	P	V
	*		2412	101.65	-	-	90.7	27.48	16.65	33.18	109	98	A	V
														V
														V
802.11g CH 06 2437MHz		2389.94	56.63	-17.37	74	45.64	27.52	16.63	33.16	121	0	P	H	
		2389.94	48.71	-5.29	54	37.72	27.52	16.63	33.16	121	0	A	H	
	*	2462	120.35	-	-	109.52	27.38	16.69	33.24	121	0	P	H	
	*	2462	112.01	-	-	101.18	27.38	16.69	33.24	121	0	A	H	
			2483.5	60.91	-13.09	74	50.14	27.33	16.71	33.27	121	0	P	H
			2483.5	52.04	-1.96	54	41.27	27.33	16.71	33.27	121	0	A	H
			2335.62	55.33	-18.67	74	44.17	27.69	16.56	33.09	104	94	P	V
			2389.8	45.59	-8.41	54	34.6	27.52	16.63	33.16	104	94	A	V
	*		2437	111.52	-	-	100.63	27.43	16.67	33.21	104	94	P	V
	*		2437	104.82	-	-	93.93	27.43	16.67	33.21	104	94	A	V
			2485.3	55.07	-18.93	74	44.3	27.33	16.71	33.27	104	94	P	V
			2485.09	45.89	-8.11	54	35.12	27.33	16.71	33.27	104	94	A	V



802.11g CH 11 2462MHz	*	2462	112.78	-	-	101.95	27.38	16.96	33.24	127	1	P	H
	*	2462	105.38	-	-	94.55	27.38	16.96	33.24	127	1	A	H
		2484.88	63.59	-10.41	74	52.82	27.33	16.71	33.27	127	1	P	H
		2484.36	52.11	-1.89	54	41.34	27.33	16.71	33.27	127	1	A	H
													H
													H
	*	2462	105.04	-	-	94.21	27.38	16.96	33.24	100	98	P	V
	*	2462	97.73	-	-	86.9	27.38	16.96	33.24	100	98	A	V
		2483.64	57.58	-16.42	74	46.81	27.33	16.71	33.27	100	98	P	V
		2483.64	47.11	-6.89	54	36.34	27.33	16.71	33.27	100	98	A	V
													V
													V
Remark	1. No other spurious found. 2. All results are PASS against Peak and Average limit line.												



**2.4GHz 2400~2483.5MHz
WIFI 802.11g (Harmonic @ 3m)**

WIFI Ant. 1+2	Note	Frequency (MHz)	Level (dBμV/m)	Over Limit (dB)	Limit Line (dBμV/m)	Read Level (dBμV)	Antenna Factor (dB/m)	Path Loss (dB)	Preamp Factor (dB)	Ant Pos (cm)	Table Pos (deg)	Peak Avg. (P/A)	Pol. (H/V)	
802.11g CH 01 2412MHz		4824	40.43	-33.57	74	62.53	31.1	10.07	63.27	100	0	P	H	
													H	
													H	
													H	
			4824	38.22	-35.78	74	60.32	31.1	10.07	63.27	100	0	P	V
														V
														V
802.11g CH 06 2437MHz		4874	45.18	-28.82	74	67.25	31.1	10.08	63.25	100	0	P	H	
		7311	44.51	-29.49	74	56.16	36.58	12.5	60.73	100	0	P	H	
													H	
													H	
			4874	42.34	-31.66	74	64.41	31.1	10.08	63.25	100	0	P	V
			7311	43.89	-30.11	74	55.54	36.58	12.5	60.73	100	0	P	V
														V
802.11g CH 11 2462MHz		4924	38.56	-35.44	74	60.52	31.2	10.07	63.23	100	0	P	H	
		7386	44.9	-29.1	74	56.6	36.36	12.58	60.64	100	0	P	H	
													H	
													H	
			4924	37.58	-36.42	74	59.54	31.2	10.07	63.23	100	0	P	V
			7386	43.66	-30.34	74	55.36	36.36	12.58	60.64	100	0	P	V
														V
Remark	1. No other spurious found.													
	2. All results are PASS against Peak and Average limit line.													



**2.4GHz 2400~2483.5MHz
WIFI 802.11n HT20 (Band Edge @ 3m)**

WIFI Ant. 1+2	Note	Frequency (MHz)	Level (dBμV/m)	Over Limit (dB)	Limit Line (dBμV/m)	Read Level (dBμV)	Antenna Factor (dB/m)	Path Loss (dB)	Preamp Factor (dB)	Ant Pos (cm)	Table Pos (deg)	Peak Avg. (P/A)	Pol. (H/V)	
802.11n HT20 CH 01 2412MHz		2390	60.17	-13.83	74	49.18	27.52	16.63	33.16	117	356	P	H	
		2390	51.42	-2.58	54	40.43	27.52	16.63	33.16	117	356	A	H	
	*	2412	114.39	-	-	103.44	27.48	16.65	33.18	117	356	P	H	
	*	2412	106.7	-	-	95.75	27.48	16.65	33.18	117	356	A	H	
													H	
														H
			2390	56.54	-17.46	74	45.55	27.52	16.63	33.16	112	97	P	V
			2389.8	47.06	-6.94	54	36.07	27.52	16.63	33.16	112	97	A	V
		*	2412	108.82	-	-	97.87	27.48	16.65	33.18	112	97	P	V
		*	2412	100.92	-	-	89.97	27.48	16.65	33.18	112	97	A	V
													V	
													V	
802.11n HT20 CH 06 2437MHz		2389.66	56.93	-17.07	74	45.94	27.52	16.63	33.16	121	354	P	H	
		2389.8	48.68	-5.32	54	37.69	27.52	16.63	33.16	121	354	A	H	
	*	2437	117.58	-	-	106.69	27.43	16.67	33.21	121	354	P	H	
	*	2437	109.9	-	-	99.01	27.43	16.67	33.21	121	354	A	H	
			2483.83	61.52	-12.48	74	50.75	27.33	16.71	33.27	121	354	P	H
			2483.5	52.3	-1.7	54	41.53	27.33	16.71	33.27	121	354	A	H
			2311.4	56.39	-17.61	74	45.09	27.83	16.53	33.06	105	97	P	V
			2389.94	45.68	-8.32	54	34.69	27.52	16.63	33.16	105	97	A	V
		*	2437	112.56	-	-	101.67	27.43	16.67	33.21	105	97	P	V
		*	2437	104.77	-	-	93.88	27.43	16.67	33.21	105	97	A	V
		2483.62	55.71	-18.29	74	44.94	27.33	16.71	33.27	105	97	P	V	
		2483.5	46.11	-7.89	54	35.34	27.33	16.71	33.27	105	97	A	V	



802.11n HT20 CH 11 2462MHz	*	2462	113.11	-	-	102.28	27.38	16.69	33.24	109	355	P	H
	*	2462	105.72	-	-	94.89	27.38	16.69	33.24	109	355	A	H
		2483.76	61.77	-12.23	74	51	27.33	16.71	33.27	109	355	P	H
		2483.52	52.4	-1.6	54	41.63	27.33	16.71	33.27	109	355	A	H
													H
													H
	*	2462	106	-	-	95.17	27.38	16.69	33.24	100	98	P	V
	*	2462	98.25	-	-	87.42	27.38	16.69	33.24	100	98	A	V
		2484.64	59.49	-14.51	74	48.72	27.33	16.71	33.27	100	98	P	V
		2483.52	49.3	-4.7	54	38.53	27.33	16.71	33.27	100	98	A	V
													V
													V
Remark	1. No other spurious found. 2. All results are PASS against Peak and Average limit line.												



2.4GHz 2400~2483.5MHz
WIFI 802.11n HT20 (Harmonic @ 3m)

WIFI Ant. 1+2	Note	Frequency (MHz)	Level (dBμV/m)	Over Limit (dB)	Limit Line (dBμV/m)	Read Level (dBμV)	Antenna Factor (dB/m)	Path Loss (dB)	Preamp Factor (dB)	Ant Pos (cm)	Table Pos (deg)	Peak Avg. (P/A)	Pol. (H/V)	
802.11n HT20 CH 01 2412MHz		4824	39.25	-34.75	74	61.35	31.1	10.07	63.27	100	0	P	H	
													H	
													H	
													H	
			4824	38.25	-35.75	74	60.35	31.1	10.07	63.27	100	0	P	V
														V
														V
802.11n HT20 CH 06 2437MHz		4874	44.32	-29.68	74	66.39	31.1	10.08	63.25	100	0	P	H	
		7311	43.8	-30.2	74	55.45	36.58	12.5	60.73	100	0	P	H	
													H	
													H	
			4874	41.06	-32.94	74	63.13	31.1	10.08	63.25	100	0	P	V
			7311	44.78	-29.22	74	56.43	36.58	12.5	60.73	100	0	P	V
														V
802.11n HT20 CH 11 2462MHz		4924	38.42	-35.58	74	60.38	31.2	10.07	63.23	100	0	P	H	
		7386	43.2	-30.8	74	54.9	36.36	12.58	60.64	100	0	P	H	
													H	
													H	
			4924	38.55	-35.45	74	60.51	31.2	10.07	63.23	100	0	P	V
			7386	43.47	-30.53	74	55.17	36.36	12.58	60.64	100	0	P	V
														V
Remark	1. No other spurious found.													
	2. All results are PASS against Peak and Average limit line.													