



41

### Amaryllo Trinity



Diodstatus

### På/Av-knapp och mini USB-anslutning



strömkälla

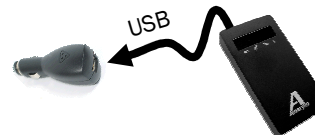
### läggning av batterier

- 1 Tryck på märket och öppna facket varsamt.
- 2 Lägg i batteriet på rätt sätt.
- 3 Stäng facket varsamt.



### Laddning

Anslut mini USB-porten till hem- eller billaddaren. Den röda dioden tänds. Vänta tills den röda dioden släcks. Amaryllo Trinity laddas på 4 timmar.



Copyright 2006 by Amaryllo. All Rights reserved.



### Extern FM-antenn

Amaryllo Trinity har en inbyggd FM-antenn.


För att öka FM-mottagningen kan du ansluta mini USB:n till USB-kabeln.

### Användning av slirsäkra etiketter och/eller skyddsfodral

Den slirsäkra etiketten hindrar att Trinity rör sig på instrument-panelen. Placera etiketterna på baksidan av Trinity för att ge den en god vidhäftning.



Skyddsfodralet hindrar repor på Trinity.  
För skyddsfodralet ovanpå Trinity.







### Bluetooth-gränssnitt

Installationen av mottagaren Amaryllo Trinity sker i följande tre enkla steg:




- Slå först på din Bluetooth värdenhet (PDA, Smartphone och PC). Du kan läsa i manualen för enheten hur den ansluts till en annan Bluetooth-enhet (SPP).
- Sätt på Amaryllo Trinity. Din värdenhet hittar Amaryllo Trinity som **Bluetooth GPS** på dess Bluetooth sökskärm.
- Under anslutningen kommer en hoppningskod att visas, den är **0000**, nu skapar den en ny COM-port som används av din applikation. Använd **NMEA 115200 baud** för överföringen.

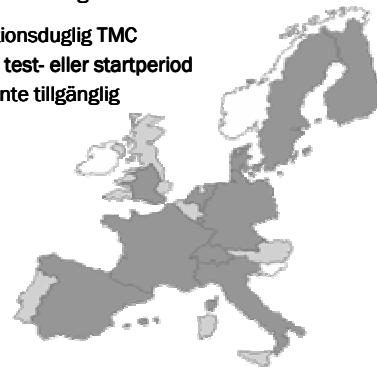


## Diodstatus

					
	Röd	Grön	Gul	Blå	
1	Puls				Batteriet behöver laddas
2	på				Batteriet håller på att laddas
3	av				Batteriet är OK
4		Puls			Det finns en positionsbestämning
5		av			Ingen positionsbestämning, söker positionsbestämning.
6			Puls		TMC-mottagning finns
7			av		Ingen TMC-mottagning, söker sändning.
8				Puls	BT-anslutning finns
9				Pulsen snabb	Ingen BT-anslutning, söker anslutning

## Europeisk TMC-täckning

-  Funktionsduglig TMC
-  TMC i test- eller startperiod
-  TMC inte tillgänglig



Copyright 2006 by Amaryllo. All Rights reserved.



## Maintenance and tips

### **Cleaning the unit**

Please turn off the device and unplug before cleaning. Use a soft, dry cloth to clean the device. If necessary, slightly moisten the cloth. Do not use abrasive cleanser, wax or solvents (such as painter thinner or cleaning alcohol), since they may dull the finish or damage the surface of the unit.

### **Theft**

Do not leave the Amaryllo Trinity in your parked car. This device is very attractive to steal from your car. Store the device in a non-visible way or take it with you out of the car.

### **Warranty**

Amaryllo warrants to the original purchaser of this product that it shall be free of defects resulting from workmanship or components for a period of two (2) years from the date of sale. Defects covered by this warranty shall be corrected either by repair or, at Amaryllo's discretion by replacement. In the event of replacement, the replacement unit will be warranted for the remainder of the original two (2) years or thirty (30) days, whichever is longer. There are no other oral or written warranties, expressed or implied, including but not limited to those of merchantability or fitness for a particular purpose.

This limited warranty is non-transferable and does not apply if the product has been damaged by negligence, accident, abuse, misuse, modification, misapplication, shipment to the manufacturer or service by someone other than Amaryllo. Transportation charges are not covered by this limited warranty. To be eligible for warranty service, a defective product must be sent to and received by Amaryllo within twenty five (25) months from the date of sale and must be accompanied by a proof of purchase. Amaryllo does not warrant that this product will meet your

requirements; it is your sole responsibility to determine the suitability of this product for your purposes. Amaryllo does not warrant the compatibility of this product with your computer or related peripherals and/or software.

Amaryllo's sole obligation and liability under this warranty is limited to the repair or replacement of a defective product. The manufacturer shall not, in any event, be liable to the purchaser or any third party for any incidental or consequential damages or liability in tort relating to this product or resulting from its use or possession.

## Cautions

### CAUTIONS

The GPS system is operated by the government of the United States, which is solely responsible for its accuracy and maintenance. Although the Amaryllo GPS Products are precision electronic Navigation AID (NAVAID), any NAVAID can be misused or misinterpreted, and therefore become unsafe. Use these products at your own risk. To reduce the risk, carefully review, and all aspects of these Technical Specifications before using the Trinity. When in actual use, carefully compare indications from the GPS to all available navigation sources including the information from other NAVAIDs, visual sightings, chart, etc. For safety, always resolve any discrepancies before continuing navigation.

**Class B**

The Amaryllo GPS products comply with part 15 of the FCC interference limits for class B digital devices FOR HOME OR OFFICE USE. These limits are designed to provide reasonable protection against harmful interference in a residential installation, and are more stringent than “outdoor” requirements.

Operation of this device is subject to the following conditions:  
(1) This device may not cause harmful interference, and (2) this device must accept any interference received, including interference that may cause undesired operation.

This equipment generates, uses, and can radiate radio frequency energy and, if not installed and used in accordance with the instructions, may cause harmful interference to radio communications. However, there is no guarantee that interference will not occur in a particular installation. If this equipment does cause harmful interference to radio or television reception, which can be determined by turning the equipment off and on, the user is encouraged to try correcting the interference by one or more of the following measures:

- *Reorient or relocate the receiving antenna*
- *Increase the separation between the equipment and receiver.*
- *Connect the equipment into an outlet on a circuit different from that to which the receiver is connected.*
- *Consult the dealer or an experienced radio/TV technician for help.*

The Amaryllo GPS products don't contain any user-serviceable parts. Unauthorized repairs or modifications could result in permanent damage to the equipment, and void your warranty and your authority to operate this device under part 15 regulation

ITE is subdivided into two categories denoted class A ITE and class B ITE.

**FCC RF Radiation Exposure Statement**

This equipment complies with FCC RF radiation exposure limits set forth for an uncontrolled environment. This equipment should be installed and operated with a minimum distance of 20cm between the radiator and your body.

The complete document can be retrieved at:

<http://www.amaryllo.com/legal.html>

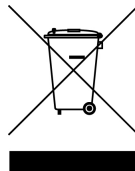
**E-Mark**



## WEEE

Thank you for choosing this Amaryllo product.

The *Amaryllo Trinity* is an electronic device which may contain hazardous materials/components which need to be disposed of properly at the end of the product's life. You can help avoid hazardous risks by not disposing of the electronic device in your normal domestic waste. Electric and electronic devices are marked with a rubbish bin with a diagonal line through it, which indicates that these products should not be thrown away with usual domestic waste. If such products are disposed of together with domestic waste, electric and electronic equipment may have severe impacts on the environment as well as on human health, not least because of the potentially hazardous materials. Pursuant to the ElektroG, Amaryllo provides an easy and convenient way of recycling electric and electronic equipment. Please dispose of your electric and electronic equipment at your local collection site especially designated for this type of waste. Such disposal is free-of-charge to you. Together with the management of the local collection site, Amaryllo will then take care of the efficient recycling and treatment of the electric and electronic waste."





## RoHS Compliant

Amaryllo GPS devices introduced from 2006 will meet the Restriction of Hazardous Substances (RoHS) compliance directive of the European Union as applicable. The full description of this legislation, commonly called RoHS, is "Directive 2002/95/EC of the European Parliament and of the Council of 27 January 2003 on the restriction of the use of certain hazardous substances in electrical and electronic equipment.

The directive requires manufacturers to significantly reduce lead, mercury, hexavalent chromium, cadmium, polybrominated biphenyls (PBB), and polybrominated diphenyl ether (PBDE) content in electronics products sold in the EU beginning in July 2006.



## Contact

### Information:

Web: [www.amaryllo.com](http://www.amaryllo.com)  
E-mail: [info@amaryllo.com](mailto:info@amaryllo.com)  
Phone: +31 (0) 36 5345073  
Fax: +31 (0) 36 7505873

### Support:

E-mail: [support@amaryllo.com](mailto:support@amaryllo.com)  
Phone: +31 (0) 36 5345073

### Address:

Amaryllo MMG B.V.  
Markerkant 10-136a, 1316 AL Almere, The Netherlands

