


Annex D



This test report annex is electronically signed and valid without handwritten signature. For verification of the electronic signatures, the public keys can be requested at the testing laboratory.

Test report annex authorized:

A large, empty rectangular box with a thin black border, intended for a signature or stamp.

Benedikt Gerber
Lab Manager
Radio Communications & EMC

EUT Test setup photos

Photo 1: RSE set-up 1 GHz to 18 GHz



Photo 2: RSE set-up 1 GHz to 18 GHz




Photo 3: RSE set-up 1 GHz to 18 GHz



Photo 4: RSE set-up 1 GHz to 18 GHz



Photo 5: RSE set-up 9 kHz to 30 MHz




Photo 6: RSE set-up 9 kHz to 30 MHz




Photo 7: Set-up conducted emissions



Photo 8: RSE set-up 30 MHz to 1 GHz




Photo 9: Set-up 18 GHz to 110 GHz





Photo 10: RSE set-up 18 GHz to 110 GHz



Document history

Version	Applied changes	Date of release
-	Initial release	2018-03-07