



**CENTRE OF TESTING SERVICE
INTERNATIONAL**

OPERATE ACCORDING TO ISO/IEC 17025

FCC ID TEST REPORT

TEST REPORT NUMBER : CGZ3110921-00779-E



CENTRE OF TESTING SERVICE CO., LTD.

Building F, Dachuang industrial park, No.379, Zhongshan Dadao,
Guangzhou, China.



TEST REPORT For FCC ID	
47 CFR PART 15 OCT, 2010	
Report Reference No.	CGZ3110921-00779-E
Date of issue	22 Sept~29 Sept 2011
Testing Laboratory Name	CETRE OF TESTING SERVICE CO., LTD.
Address	Building F, Dachuang industrial park, No.379, Zhongshan Dadao, Guangzhou, China.
Testing location/ procedure	Full application of Harmonised standards <input checked="" type="checkbox"/> Partial application of Harmonised standards <input type="checkbox"/> Other standard testing method <input type="checkbox"/>
Applicant's name	BELLMATE HOLDINGS LTD.
Address	UNIT206, STERLING CENTRE, 11 CHEUNG YUE STREET, CHEUNG SHA WAN, KOWLOON, HONG KONG.
Test specification	
Standard	47 CFR PART 15 OCT, 2010; ANSI C63.4-2009
Test Report Form No.	CTSEMC-1.0
TRF Originator	CENTRE OF TESTING SERVICE CO., LTD
Master TRF	Dated 2009-01
CENTRE OF TESTING SERVICE CO., LTD. All rights reserved. This publication may be reproduced in whole or in part for non-commercial purposes as long as the CENTRE OF TESTING SERVICE CO., LTD is acknowledged as copyright owner and source of the material. CENTRE OF TESTING SERVICE CO., LTD takes no responsibility for and will not assume liability for damages resulting from the reader's interpretation of the reproduced material due to its placement and context.	
Test item description	Wireless Controller
Trade Mark	PRO 1
Manufacturer	BELLMATE HOLDINGS LTD.
Model/Type reference	T631W-2TX
Ratings	DC 3V By Battery or AC 24V
Operating Frequency	916MHz/ FSK
Result	Positive

Compiled by:

Violet

Violet Lee / File administrators

Supervised by:

Tom

Tom Xiao / Technique principal

Approved by:

Vincent Yao

Vincent yao / Manager

Copyright of this report is owned by Centre of Testing Service and may not be reproduced other than in full except with the written approval of the issuing Company.

CENTRE OF TESTING SERVICE CO., LTD.

Building F, Dachuang industrial park, No.379, Zhongshan Dadao, Guangzhou, China

Tel: +86-20-85543113 (32 lines)

Fax: +86-20-38780406

Complaint line: +86-20-85533471

E-mail: cts@cts-lab.com.cn

See Reverse For Terms And Conditions of Service



FCC ID -- T E S T R E P O R T

Test Report No. : CGZ3110921-00779-E	<u>29 Sept 2011</u> Date of issue
---	--------------------------------------

Type / Model.....	T631W-2TX
EUT.....	Wireless Controller
Applicant.....	BELLMATE HOLDINGS LTD.
Address.....	UNIT206, STERLING CENTRE, 11 CHEUNG YUE STREET, CHEUNG SHA WAN,KOWLOON, HONG KONG.
Telephone.....	+852-27850364
Fax.....	+852-27850493
Contact.....	Mr.Zhao
Manufacturer.....	BELLMATE HOLDINGS LTD.
Address.....	UNIT206, STERLING CENTRE, 11 CHEUNG YUE STREET, CHEUNG SHA WAN,KOWLOON, HONG KONG.
Telephone.....	+852-27850364
Fax.....	+852-27850493
Contact.....	Mr.Zhao
Test report holder.....	BELLMATE HOLDINGS LTD.
Address.....	UNIT206, STERLING CENTRE, 11 CHEUNG YUE STREET, CHEUNG SHA WAN,KOWLOON, HONG KONG.
Telephone.....	+852-27850364
Fax.....	+852-27850493
Contact.....	Mr.Zhao

Test Result according to the standards on page 3: **Positive**

The test report merely corresponds to the test sample.

It is not permitted to copy extracts of these test result without the written permission of the test laboratory.

Copyright of this report is owned by Centre of Testing Service and may not be reproduced other than in full except with the written approval of the issuing Company.

CENTRE OF TESTING SERVICE CO., LTD.

Building F, Dachuang industrial park, No.379, Zhongshan Dadao, Guangzhou, China

Tel: +86-20-85543113 (32 lines)

Fax: +86-20-38780406

Complaint line: +86-20-85533471

E-mail: cts@cts-lab.com.cn

See Reverse For Terms And Conditions of Service



TABLE OF CONTENTS

Description	Page
1.TEST STANDARDS.....	5
2.SUMMARY.....	5
2.1 GENERAL REMARKS.....	5
2.2 FINAL ASSESSMENT	5
3.EQUIPMENT UNDER TEST	5
3.1 POWER SUPPLY SYSTEM UTILISED.....	5
3.2 SHORT DESCRIPTION OF THE EQUIPMENT UNDER TEST (EUT)	5
3.3 EUT OPERATION MODE	5
3.4 EUT CONFIGURATION	6
4.TEST ENVIRONMENT.....	7
4.1 ADDRESS OF THE TEST LABORATORY	7
4.2 TEST FACILITY	7
4.3 ENVIRONMENTAL CONDITIONS	7
4.4 DEFINITIONS OF SYMBOLS USED IN THIS TEST REPORT	7
4.5 STATEMENT OF THE MEASUREMENT UNCERTAINTY	7
4.6 MEASUREMENT UNCERTAINTY.....	8
5.SUMMARY OF STANDARDS AND RESULTS.....	8
5.1.DESCRPTION OF STANDARDS AND RESULTS	8
6.TEST CONDITIONS AND RESULTS.....	9
6.1 POWER LINE CONDUCTED EMISSION TEST.....	9
7.RADIATED DISTURBANCE (ELECTRIC FIELD)	14
7.1.TEST EQUIPMENT.....	14
7.2.BLOCK DIAGRAM OF TEST SETUP	14
7.3.RADIATED EMISSION LIMIT :	15
7.4.TEST PROCEDURE	16
7.5.RADIATED EMISSION TEST RESULTS	16
8.BAND EDGE COMPLIANCE TEST.....	24
8.1. TEST EQUIPMENT.....	24
8.2. TEST INFORMATION.....	24
8.3. TEST PROCEDURE.....	24
8.4. TEST RESULTS	24
9 20 DB BANDWIDTH TEST	29

Copyright of this report is owned by Centre of Testing Service and may not be reproduced other than in full except with the written approval of the issuing Company.

CENTRE OF TESTING SERVICE CO., LTD.

Building F, Dachuang industrial park, No.379, Zhongshan Dadao, Guangzhou, China

Tel: +86-20-85543113 (32 lines)

Fax: +86-20-38780406

Complaint line: +86-20-85533471

E-mail: cts@cts-lab.com.cn

See Reverse For Terms And Conditions of Service



9.1. TEST EQUIPMENT.....29

9.2. TEST INFORMATION.....29

9.3. TEST RESULTS30

10.DEVIATION TO TEST SPECIFICATIONS30

Copyright of this report is owned by Centre of Testing Service and may not be reproduced other than in full except with the written approval of the issuing Company.

1. TEST STANDARDS

The tests were performed according to following standards:

- 47 CFR PART 15 OCT, 2010
- ANSI C63.4-2009

2. SUMMARY

2.1 GENERAL REMARKS

Date of receipt of test sample	21 Sept 2011
Testing commenced on	22 Sept ~29 Sept 2011
Testing concluded on	29 Sept 2011

2.2 FINAL ASSESSMENT

The FCC requirements pertaining to the technical standards and tested operation modes are

- - fulfilled.
- ☐ - **not** fulfilled.

The equipment under test

- - fulfils the FCC requirements cited on page 3.
- ☐ - **does not** fulfil the FCC requirements cited on page 3.

3. EQUIPMENT UNDER TEST

3.1 Power supply system utilised

Power supply voltage : ■ DC3V By Battery or AC 24V

3.2 Short description of the Equipment under Test (EUT)

Number of tested samples: 1

Serial number: Prototype

3.3 EUT operation mode

The equipment under test was operated during the measurement under the following conditions:

- ☐ TX- Y position
- ☐ TX- Z position
- TX- X position

Operation mode 1 DC 3V For Radiated: TX-X Position (916MHz)

Operation mode 2 AC 24V For conducted: TX-X Position (916MHz)

Note: TX -X position of EUT is the worst case, so only these test results be recorded in the test report.

3.4 EUT configuration

3.4.1. Description of configuration (EUT)

Description	:	Wireless Controller
Model Number	:	T631W-2TX
Operation frequency	:	916 MHz
Radio Technology	:	FSK
Modulation Technology	:	FSK modulation
Antenna	:	Integral antenna, met requirement of FCC 15.203

3.4.2. Tested Supporting System Details

N/A

Copyright of this report is owned by Centre of Testing Service and may not be reproduced other than in full except with the written approval of the issuing Company.

CENTRE OF TESTING SERVICE CO., LTD.

Building F, Dachuang industrial park, No.379, Zhongshan Dadao, Guangzhou, China

Tel: +86-20-85543113 (32 lines)

Fax: +86-20-38780406

Complaint line: +86-20-85533471

E-mail: cts@cts-lab.com.cn

See Reverse For Terms And Conditions of Service

4. TEST ENVIRONMENT

4.1 Address of the test laboratory

Building F, Dachuang industrial park, No.379, Zhongshan Dadao, Guangzhou, China

Tel: +86-20-85543113 (32 lines)

Fax: +86-20-38780406

4.2 Test facility

The test facility is recognized, certified, or accredited by the following organizations:

CNAS-Lab Code: L3394

CENTRE OF TESTING SERVICE CO., LTD has been assessed and proved to be in compliance with CNAS-CL01: 2006 Accreditation Criteria for Testing and Calibration Laboratories (identical to ISO/IEC 17025: 2005 General Requirements) for the Competence of Testing and Calibration Laboratories.

IC-Registration No.: 8374A

The 3m Alternate Test Site of CENTRE OF TESTING SERVICE CO., LTD has been registered by Certification and Engineering Bureau of Industry Canada for the performance of radiated measurements with Registration No. 8374A on June 6, 2011.

FCC-Registration No.: 971995

CENTRE OF TESTING SERVICE CO., LTD, EMC Laboratory has been registered and fully described in a report filed with the FCC (Federal Communications Commission). The acceptance letter from the FCC is maintained in our files. Registration No.791995, July 21, 2009.

4.3 Environmental conditions

During the measurement the environmental conditions were within the listed ranges:

Temperature:	15~35 ° C
Humidity:	25~75 %
Atmospheric pressure:	86~106 kPa

4.4 Definitions of symbols used in this test report

- - The black square indicates that the listed condition, standard or equipment is applicable for this report.
- - The empty square indicates that the listed condition, standard or equipment is **not** applicable for this report.

4.5 Statement of the measurement uncertainty

The data and results referenced in this document are true and accurate. The reader is cautioned that there may be errors within the calibration limits of the equipment and facilities. The measurement uncertainty was calculated for all measurements listed in this test report acc. to CISPR 16 - 4 "Specification for radio disturbance and immunity measuring apparatus and methods – Part 4: Uncertainty in EMC Measurements" and is documented in the CTS quality system acc. to DIN EN ISO/IEC 17025. Furthermore, component and process variability of devices similar to that tested may result in additional deviation. The manufacturer has the sole responsibility of continued compliance of the device.

4.6 Measurement Uncertainty

Test Item	Frequency Range	Uncertainty	Note
Conduction disturbance	150kHz~30MHz	$\pm 1.22\text{dB}$	(1)
Power disturbance	30MHz~300MHz	$\pm 1.38\text{dB}$	(1)
Radiation emission (3m)	30MHz~300MHz	$\pm 3.14\text{dB}$	(1)
	300MHz~1000MHz	$\pm 3.18\text{dB}$	(1)

(1). This uncertainty represents an expanded uncertainty expressed at approximately the 95% confidence level using a coverage factor of $k=2$.

5. Summary of standards and results

5.1. Description of Standards and Results

The EUT have been tested according to the applicable standards as referenced below.

EMISSION		
Description of Test Item	Standard	Results
Radiated Emission Test	FCC Part 15 C: 15.249 FCC Part 15 : 109 FCC Part 15: 209 ANSI C63.4-2009	PASSED
Conducted Emission Test	47 CFR PART 15 OCT, 2010 FCC Part 15: 207 ANSI C63.4-2009	PASSED
Band Edge Compliance Test	FCC Part 15 C: 15.249 ANSI C63.4-2009	PASSED
20dB bandwidth	FCC Part 15 C: 15.249 ANSI C63.4-2009	PASSED
N/A is an abbreviation for Not Applicable.		

Copyright of this report is owned by Centre of Testing Service and may not be reproduced other than in full except with the written approval of the issuing Company.

CENTRE OF TESTING SERVICE CO., LTD.

Building F, Dachuang industrial park, No.379, Zhongshan Dadao, Guangzhou, China

Tel: +86-20-85543113 (32 lines)

Fax: +86-20-38780406

Complaint line: +86-20-85533471

E-mail: cts@cts-lab.com.cn

See Reverse For Terms And Conditions of Service

6 TEST CONDITIONS AND RESULTS

6.1 Power Line Conducted Emission Test

For test instruments and accessories used see section 6.1.5

6.1.1 Description of the test location

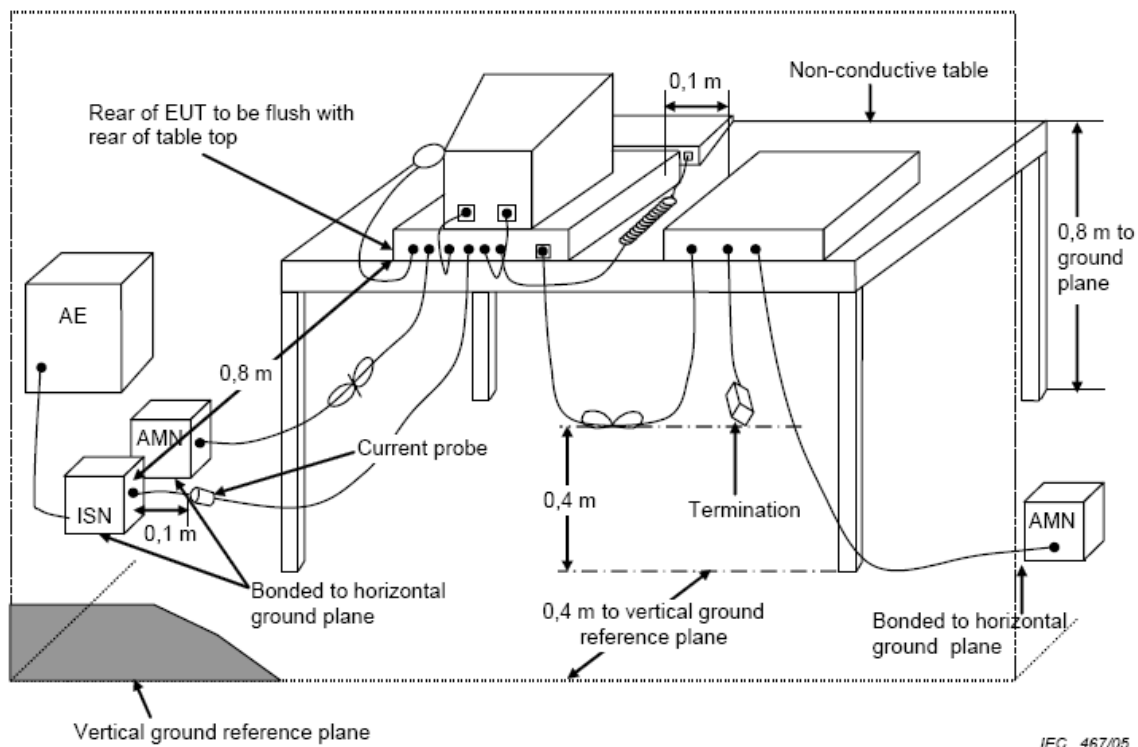
Test location : Shielding Room

6.1.2 Description of the test set-up

6.1.2.1 Operating Condition

The EUT is engraving during the test, and the results of the maximum emanation are recorded

6.1.2.2 Block Diagram of Test Setup



6.1.3 Limits of disturbance (Class B)

Frequency	Maximum RF Line Voltage	
	Quasi-Peak Level dB(μV)	Average Level dB(μV)
150kHz ~ 500kHz	66 ~ 56*	56 ~ 46*
500kHz ~ 5MHz	56	46
5MHz ~ 30MHz	60	50

Note: (1) The tighter limit shall apply at the edge between two frequency bands.

Copyright of this report is owned by Centre of Testing Service and may not be reproduced other than in full except with the written approval of the issuing Company.

CENTRE OF TESTING SERVICE CO., LTD.

Building F, Dachuang industrial park, No.379, Zhongshan Dadao, Guangzhou, China

Tel: +86-20-85543113 (32 lines)

Fax: +86-20-38780406

Complaint line: +86-20-85533471

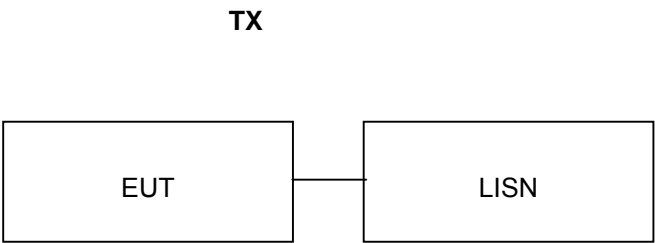
E-mail: cts@cts-lab.com.cn

See Reverse For Terms And Conditions of Service



6.1.4.Block Diagram of Test Setup

6.1.4.1 Block Diagram of connection between EUT and simulators



(EUT: Wireless Controller)

6.1.5.Conducted disturbance Test Equipment

Conducted Disturbance					
Item	Test Equipment	Manufacturer	Model No.	Serial No.	Last Cal.
1	EMI Test Receiver	ROHDE & SCHWARZ	ESHS10	842884/012	2010/12
2	Artificial Mains	ROHDE & SCHWARZ	ESH3-Z5	832479/025	2010/12
3	Pulse Limiter	ROHDE & SCHWARZ	ESHSZ2	100301	2010/12
4	EMI Test Software	ROHDE & SCHWARZ	ESK1	N/A	2010/12



6.1.6 Test result

The requirements are	Fulfilled
Band width	9kHz
Frequency range	0.15kHz - 30 MHz
Min. limit margin	>8.04 dB at 0.15MHz - 30 MHz

Remarks: The limits are kept. For detailed results, please see the following page(s).

Copyright of this report is owned by Centre of Testing Service and may not be reproduced other than in full except with the written approval of the issuing Company.

CENTRE OF TESTING SERVICE CO., LTD.

Building F, Dachuang industrial park, No.379, Zhongshan Dadao, Guangzhou, China

Tel: +86-20-85543113 (32 lines)

Fax: +86-20-38780406

Complaint line: +86-20-85533471

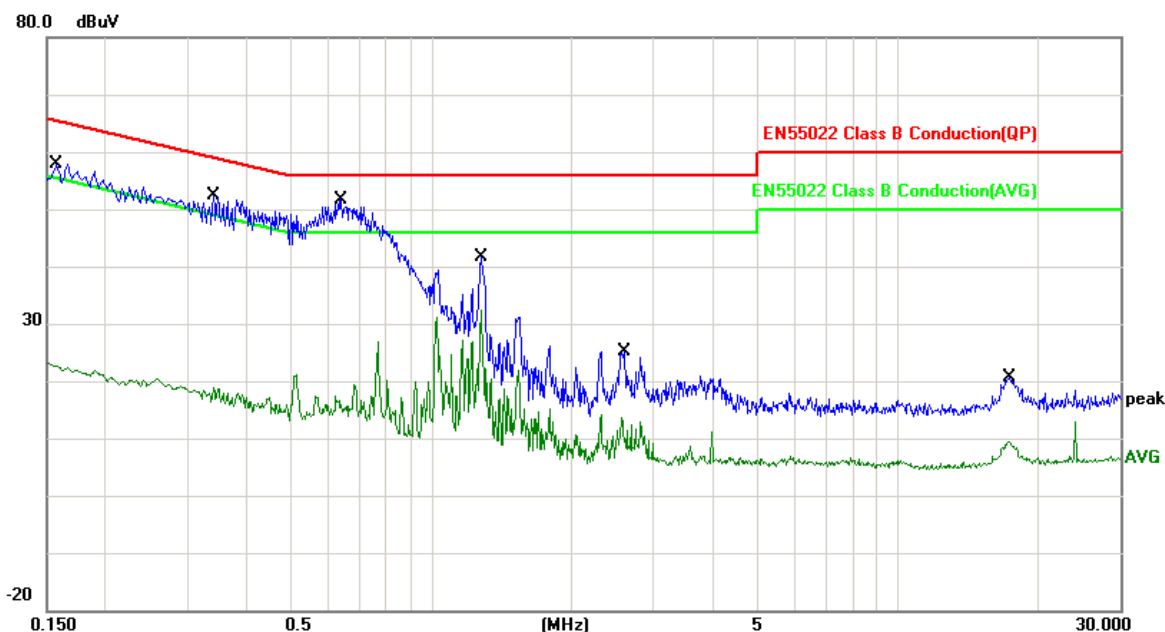
E-mail: cts@cts-lab.com.cn

See Reverse For Terms And Conditions of Service

6.1.7 Test protocol

Test Mode:	TX-X Position (916MHz)	Result:	■ - passed
Frequency range:	0.15~30MHz		□ - not passed

EUT	Wireless Controller
Firm Name	BELLMATE HOLDINGS LTD.
Operating Condition	AC 24V for TX
Test Condition	Ambient Temperature: 25°C Humidity: 56%
Test Date:	22 Sept ~29 Sept 2011
Operator	Peter
MODEL NO	T631W-2TX



No.	Frequency (MHz)	Factor (dB)	Reading (dBuV)	Level (dBuV)	Limit (dBuV)	Margin (dB)	Detector
1	0.1580	9.99	39.60	49.59	65.57	-15.98	QP
2	0.1580	9.99	11.64	21.63	55.57	-33.94	AVG
3	0.3420	9.99	33.55	43.54	59.15	-15.61	QP
4	0.3420	9.99	7.03	17.02	49.15	-32.13	AVG
5	0.6420	10.07	32.17	42.24	56.00	-13.76	QP
6	0.6420	10.07	4.38	14.45	46.00	-31.55	AVG
7	1.2860	10.11	29.02	39.13	56.00	-16.87	QP
8	1.2860	10.11	18.79	28.90	46.00	-17.10	AVG
9	2.5980	10.05	5.68	15.73	56.00	-40.27	QP
10	2.5980	10.05	-0.45	9.60	46.00	-36.40	AVG
11	17.3860	10.20	4.26	14.46	60.00	-45.54	QP
12	17.3860	10.20	-1.78	8.42	50.00	-41.58	AVG

Note: Level=Reading+Factor. Margin= Level -Limit.

Copyright of this report is owned by Centre of Testing Service and may not be reproduced other than in full except with the written approval of the issuing Company.

CENTRE OF TESTING SERVICE CO., LTD.

Building F, Dachuang industrial park, No.379, Zhongshan Dadao, Guangzhou, China

Tel: +86-20-85543113 (32 lines)

Fax: +86-20-38780406

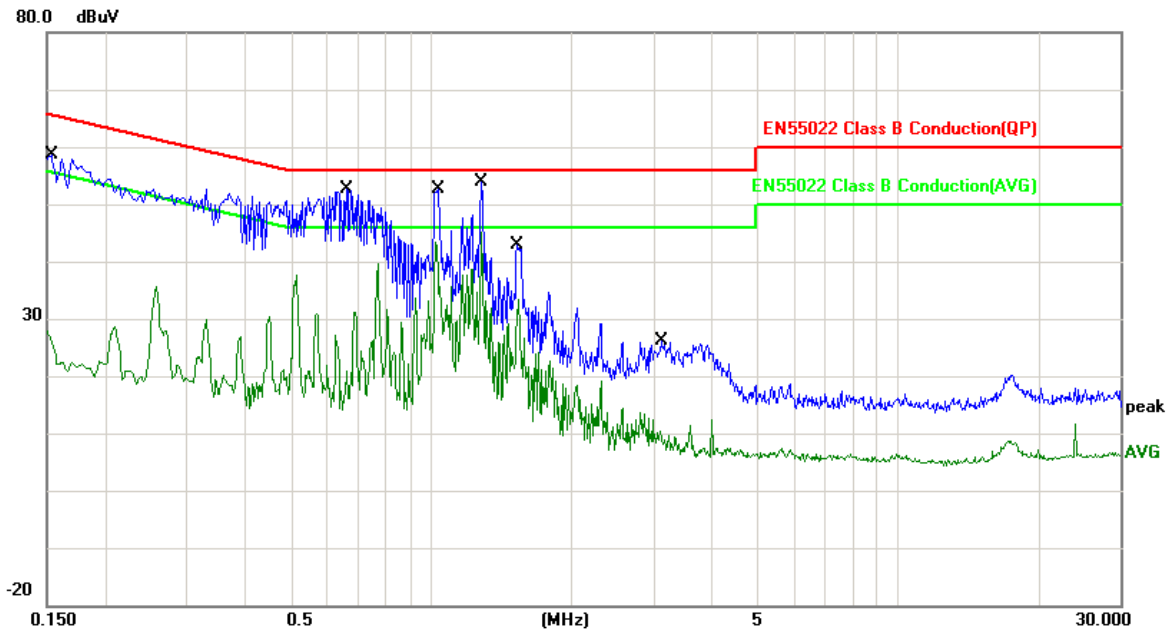
Complaint line: +86-20-85533471

E-mail: cts@cts-lab.com.cn

See Reverse For Terms And Conditions of Service



Test Mode:	TX-X Position (916MHz)	Result:	<input checked="" type="checkbox"/> - passed
Frequency range:	0.15~30MHz		<input type="checkbox"/> - not passed



No.	Frequency (MHz)	Factor (dB)	Reading (dBuV)	Level (dBuV)	Limit (dBuV)	Margin (dB)	Detector
1	0.1539	9.99	40.47	50.46	65.78	-15.32	QP
2	0.1539	9.99	14.99	24.98	55.78	-30.80	AVG
3	0.6580	10.08	33.15	43.23	56.00	-12.77	QP
4	0.6580	10.08	9.60	19.68	46.00	-26.32	AVG
5	1.0420	10.12	30.31	40.43	56.00	-15.57	QP
6	1.0420	10.12	23.46	33.58	46.00	-12.42	AVG
7	1.2860	10.11	41.64	51.75	56.00	-4.25	QP
8	1.2860	10.11	31.97	42.08	46.00	-3.92	AVG
9	1.5339	10.10	29.91	40.01	56.00	-15.99	QP
10	1.5339	10.10	19.37	29.47	46.00	-16.53	AVG
11	3.1099	10.03	6.17	16.20	56.00	-39.80	QP
12	3.1099	10.03	-1.14	8.89	46.00	-37.11	AVG

Note:Level=Reading+Facytor. Margin= Level -Limit.

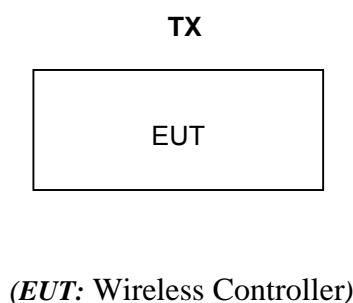
7. Radiated disturbance (electric field)

7.1. Test Equipment

Radiated disturbance (electric field)					
Item	Test Equipment	Manufacturer	Model No.	Serial No.	Last Cal.
1	EMI Test Receiver	ROHDE & SCHWARZ	ESCI	100868	2010/12
2	Biconical Antenna	ROHDE & SCHWARZ	HK116	100221	2010/12
3	Log per Antenna	ROHDE & SCHWARZ	HL223	100226	2010/12
4	Log per Antenna	ROHDE & SCHWARZ	HL050	100186	2010/12
5	Signal analyzer	ROHDE & SCHWARZ	FSIQ26	100311	2010/12
6	Loop Antenna	A.R.A	PLA-1030/B	1030	2010/12

7.2. Block Diagram of Test Setup

6.2.1 Block Diagram of connection between EUT and simulators



Copyright of this report is owned by Centre of Testing Service and may not be reproduced other than in full except with the written approval of the issuing Company.

CENTRE OF TESTING SERVICE CO., LTD.

Building F, Dachuang industrial park, No.379, Zhongshan Dadao, Guangzhou, China

Tel: +86-20-85543113 (32 lines)

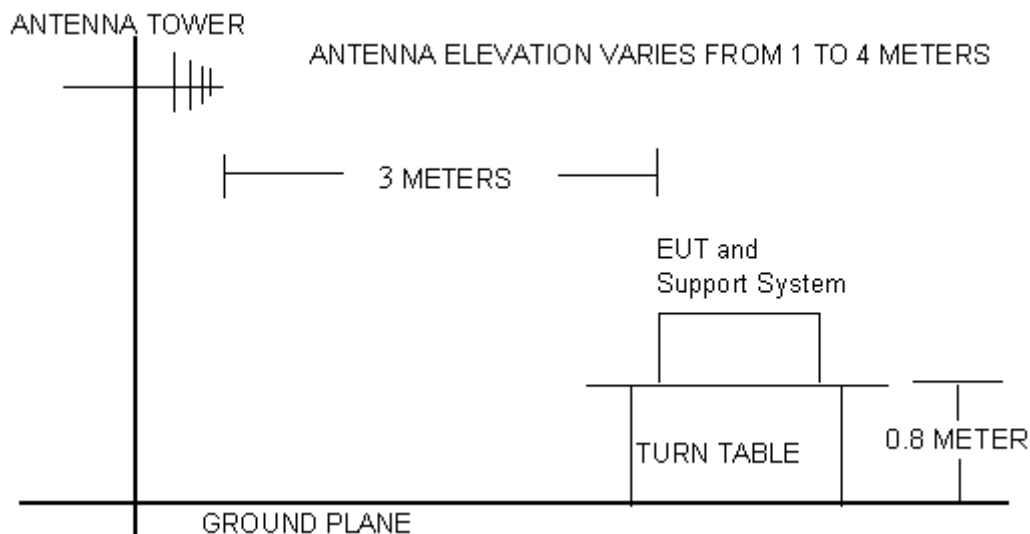
Fax: +86-20-38780406

Complaint line: +86-20-85533471

E-mail: cts@cts-lab.com.cn

See Reverse For Terms And Conditions of Service

7.2.2 Anechoic Chamber Setup Diagram



7.3.Radiated Emission Limit :

Standard:FCC 15.249 ,FCC 15.109 FCC 15.209.

Except as provided in paragraph (a) of this section, the field strength of emissions from intentional radiators operated within these frequency bands shall comply with the following:

Fundamental Frequency (MHz)	Field Strength of Fundamental (mV/m)	Field Strength of Harmonics (μV/m)
902-928	50	500
2400-2483.5	50	500
5725-5875	50	500
24000-24250	250	2500

Fundamental Frequency (MHz)	Field Strength of Fundamental (mV/m)	Field Strength of Harmonics (μV/m)
1.705 - 30.0	30	30
30 - 88	100	3
88 - 216	150	3
216 - 960	200	3
Above 960	500	3

- Remark:
- (1) Emission level $\text{dB}\mu\text{V} = 20 \log \text{Emission level } \mu\text{V/m}$
 - (2) The smaller limit shall apply at the cross point between two frequency bands.
 - (3) Distance is the distance in meters between the measuring instrument, antenna and the closest point of any part of the device or system.

Copyright of this report is owned by Centre of Testing Service and may not be reproduced other than in full except with the written approval of the issuing Company.

CENTRE OF TESTING SERVICE CO., LTD.

Building F, Dachuang industrial park, No.379, Zhongshan Dadao, Guangzhou, China

Tel: +86-20-85543113 (32 lines)

Fax: +86-20-38780406

Complaint line: +86-20-85533471

E-mail: cts@cts-lab.com.cn

See Reverse For Terms And Conditions of Service



7.4.Test Procedure

The EUT and its simulators are placed on a turn table, which is 0.8 meter high above ground. The turn table can rotate 360 degrees to determine the position of the maximum emission level. The EUT is set 3 meters away from the receiving antenna, which is mounted on a antenna tower. The antenna can be moved up and down between 1 meter and 4 meters to find out the maximum emission level. Broadband antenna (calibrated bilog antenna) is used as receiving antenna. Both horizontal and vertical polarization of the antenna is set on Test. In order to find the maximum emission levels, all of the interface cables must be manipulated according to ANSI C63.4-2009on radiated emission Test.

The frequency range from 30MHz to 1000MHz and above 1GHz. is investigated. Please see the following pages.

All measurements for radiated emissions within the restricted bands were performed using a Quasi-Peak detector with 120kHz RBW below 1GHz and a Peak and Average detector with 1MHz RBW above 1GHz,

All measurements for radiated emissions within the restricted bands were performed using a Quasi-Peak detector with 300kHz VBW below 1GHz and a Peak detector with 1MHz VBW above 1GHz, A average detector with 10Hz VBW above 1GHz

Pretest x, y, z position of EUT, final, select the worst case x position test and record the test results in the report.

The test modes (TX Mode) is tested in Anechoic Chamber and all the scanning waveforms are reported on section 7.5

7.5.Radiated Emission Test Results

PASSED.

The frequency range from 9KHz~30MHz,30MHz to 230MHz, 230MHz to 1000MHz and above 1GHz. is investigated.

Please see the following pages.



Test Mode:	TX -X Position Mode 916MHz	Result:	<input checked="" type="checkbox"/> - passed
Frequency range:	9KHz~30MHz		<input type="checkbox"/> - not passed

No.	Frequency (MHz)	Factor (dB)	Reading (dBuV)	Level (dBuV/m)	Limit (dBuV/m)	Margin (dB)	Det.
1	2.7380	18.77	10.72	29.49	49.5	-20.01	QP
2	26.6460	21.43	7.37	28.80	49.5	-20.70	QP

Copyright of this report is owned by Centre of Testing Service and may not be reproduced other than in full except with the written approval of the issuing Company.

CENTRE OF TESTING SERVICE CO., LTD.
Building F, Dachuang industrial park, No.379, Zhongshan Dadao, Guangzhou, China
Tel: +86-20-85543113 (32 lines) Fax: +86-20-38780406
Complaint line: +86-20-85533471 E-mail: cts@cts-lab.com.cn

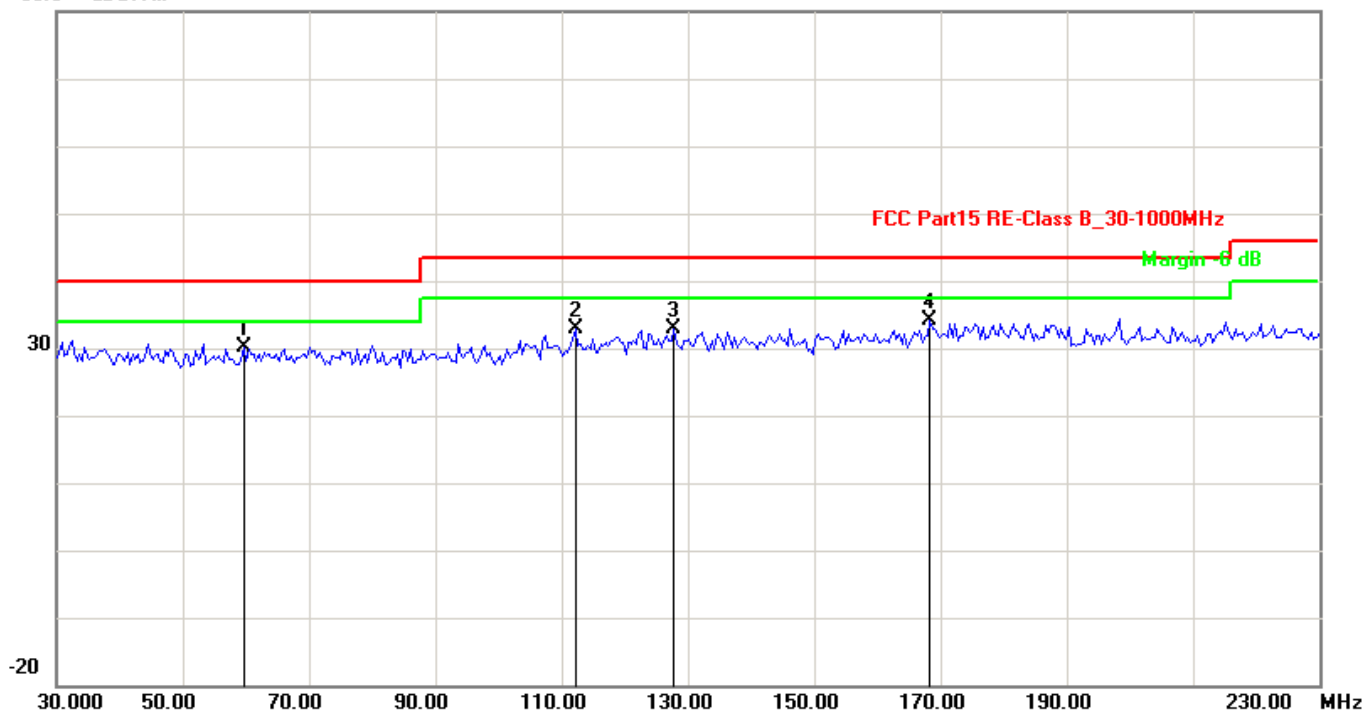
See Reverse For Terms And Conditions of Service



Channel:	TX -X Position Mode 916MHz	Result:	■ - passed
Test point:	Horizontal		□ - not passed
Frequency range:	30MHz~1000MHz		

EUT	Wireless Controller
Firm Name	BELLMATE HOLDINGS LTD.
Operating Condition	DC 3V for TX
Test Condition	Ambient Temperature: 25°C Humidity: 56%
Test distance	3 Meter
Test Date:	22 Sept ~29 Sept 2011
Operator	Peter
MODEL NO	T631W-2TX

80.0 dBuV/m



No.	Frequency (MHz)	Factor (dB)	Reading (dBuV)	Level (dBuV/m)	Limit (dBuV/m)	Margin (dB)	Det.
1	59.6593	5.35	24.88	30.23	40.00	-9.77	QP
2	112.1643	5.91	27.03	32.94	43.50	-10.56	QP
3	127.7956	6.58	26.21	32.79	43.50	-10.71	QP
4	168.2766	7.27	26.86	34.13	43.50	-9.37	QP

Copyright of this report is owned by Centre of Testing Service and may not be reproduced other than in full except with the written approval of the issuing Company.

CENTRE OF TESTING SERVICE CO., LTD.

Building F, Dachuang industrial park, No.379, Zhongshan Dadao, Guangzhou, China

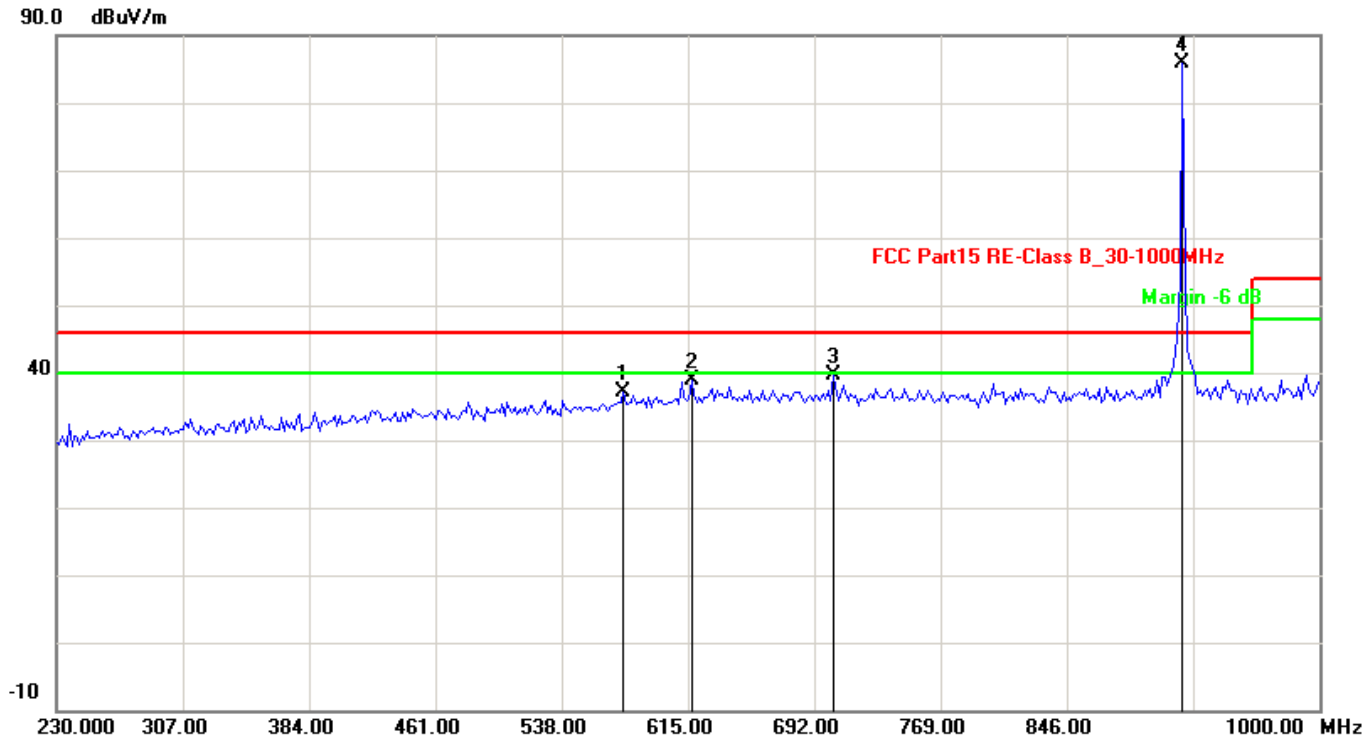
Tel: +86-20-85543113 (32 lines)

Fax: +86-20-38780406

Complaint line: +86-20-85533471

E-mail: cts@cts-lab.com.cn

See Reverse For Terms And Conditions of Service



No.	Frequency (MHz)	Factor (dB)	Reading (dBuV)	Level (dBuV/m)	Limit (dBuV/m)	Margin (dB)	Det.
1	575.6513	9.15	28.04	37.19	46.00	-8.81	QP
2	617.3146	9.61	29.30	38.91	46.00	-7.09	QP
3	703.7275	10.33	29.25	39.58	46.00	-6.42	QP
4	916.1733	10.50	71.03	81.53	94.00	-12.47	QP

Note: 1. Emission level=Read level + Factor
2. Factor=Antenna factor + Cable loss
3. Margin=Level-Limit.



Channel:	TX -X Position Mode 916MHz	Result:	<input checked="" type="checkbox"/> - passed
Test point:	Horizontal		<input type="checkbox"/> - not passed
Frequency range:	1GHz-26.5GHz		

EUT	Wireless Controller
Firm Name	BELLMATE HOLDINGS LTD.
Operating Condition	DC 3V for TX
Test Condition	Ambient Temperature: 25°C Humidity: 56%
Test distance	3 Meter
Test Date:	22 Sept ~29 Sept 2011
Operator	Peter
MODEL NO	T631W-2TX

No.	Frequency (MHz)	Factor (dB)	Reading (dBuV)	Level (dBuV/m)	Limit (dBuV/m)	Margin (dB)	Det.
1	1370.741	14.08	30.07	44.15	74.00	-29.85	peak
2	1370.741	14.08	19.87	33.95	54.00	-20.05	AVG
3	2633.267	18.78	30.90	49.68	74.00	-24.32	peak
4	2633.267	18.78	16.62	35.40	54.00	-18.60	AVG
5	2863.727	19.77	32.14	51.91	74.00	-22.09	peak
6	2863.727	19.77	18.03	37.80	54.00	-16.20	AVG
7	3775.551	21.00	27.99	48.99	74.00	-25.01	peak
8	3775.551	21.00	20.60	41.60	54.00	-12.40	AVG
9	4747.495	22.80	29.30	52.10	74.00	-21.90	peak
10	4747.495	22.80	18.00	40.80	54.00	-13.20	AVG
11	5579.158	24.21	29.94	54.15	74.00	-19.85	peak
12	5579.158	24.21	16.89	41.10	54.00	-12.90	AVG
Remark: Other frequency mini margin all >10 dB of Limit							

- Note: 1. Emission level=Read level + Factor
2. Factor=Antenna factor + Cable loss
3. Margin=Level-Limit.

Copyright of this report is owned by Centre of Testing Service and may not be reproduced other than in full except with the written approval of the issuing Company.

CENTRE OF TESTING SERVICE CO., LTD.

Building F, Dachuang industrial park, No.379, Zhongshan Dadao, Guangzhou, China

Tel: +86-20-85543113 (32 lines)

Fax: +86-20-38780406

Complaint line: +86-20-85533471

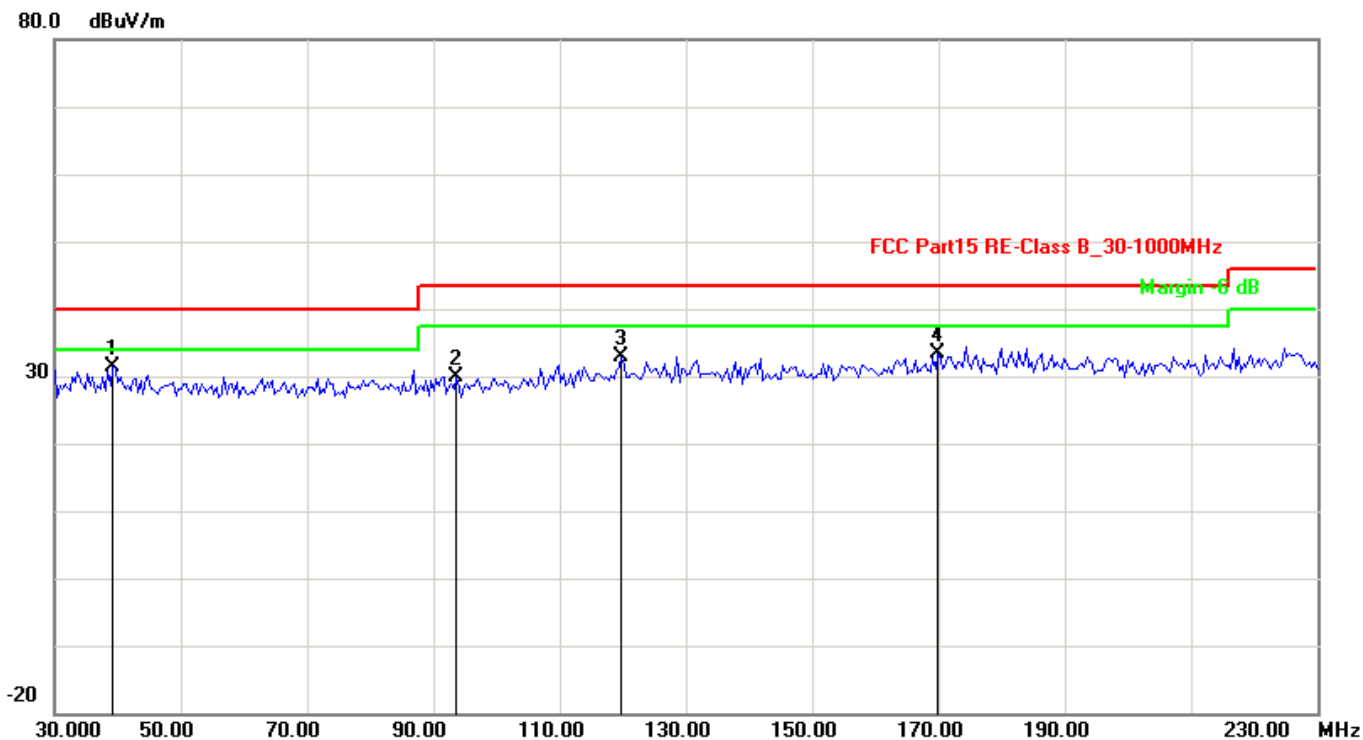
E-mail: cts@cts-lab.com.cn

See Reverse For Terms And Conditions of Service



Channel:	TX -X Position Mode 916MHz	Result:	<input checked="" type="checkbox"/> - passed
Test point:	Vertical		<input type="checkbox"/> - not passed
Frequency range:	30-230MHz and 230-1000MHz		

EUT	Wireless Controller
Firm Name	BELLMATE HOLDINGS LTD.
Operating Condition	DC 3V for TX
Test Condition	Ambient Temperature: 25°C Humidity: 56%
Test distance	3 Meter
Test Date:	22 Sept ~29 Sept 2011
Operator	Peter
MODEL NO	T631W-2TX



No.	Frequency (MHz)	Factor (dB)	Reading (dBuV)	Level (dBuV/m)	Limit (dBuV/m)	Margin (dB)	Det.
1	39.2184	5.75	25.53	31.28	40.00	-8.72	QP
2	93.7275	4.96	24.97	29.93	43.50	-13.57	QP
3	119.7796	6.48	26.35	32.83	43.50	-10.67	QP
4	169.8798	7.39	26.06	33.45	43.50	-10.05	QP

Copyright of this report is owned by Centre of Testing Service and may not be reproduced other than in full except with the written approval of the issuing Company.

CENTRE OF TESTING SERVICE CO., LTD.

Building F, Dachuang industrial park, No.379, Zhongshan Dadao, Guangzhou, China

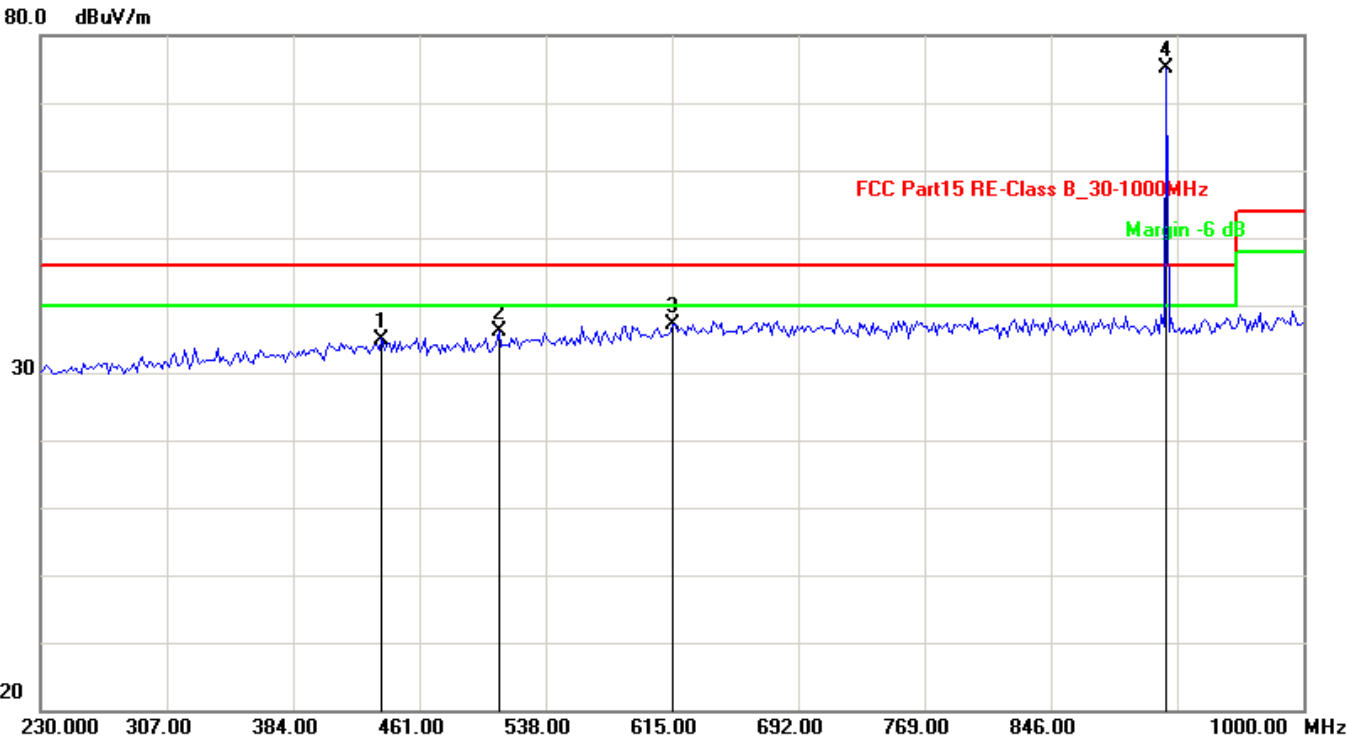
Tel: +86-20-85543113 (32 lines)

Fax: +86-20-38780406

Complaint line: +86-20-85533471

E-mail: cts@cts-lab.com.cn

See Reverse For Terms And Conditions of Service



No.	Frequency (MHz)	Factor (dB)	Reading (dBuV)	Level (dBuV/m)	Limit (dBuV/m)	Margin (dB)	Det.
1	438.3166	8.25	26.75	35.00	46.00	-11.00	QP
2	509.2986	8.62	27.59	36.21	46.00	-9.79	QP
3	615.7715	9.58	27.57	37.15	46.00	-8.85	QP
4	916.1733	10.50	54.38	64.88	94.00	-29.12	QP

Note: 1. Emission level=Read level + Factor
2. Factor=Antenna factor + Cable loss
3.Margin=Level- Limit.

Copyright of this report is owned by Centre of Testing Service and may not be reproduced other than in full except with the written approval of the issuing Company.

CENTRE OF TESTING SERVICE CO., LTD.
Building F, Dachuang industrial park, No.379, Zhongshan Dadao, Guangzhou, China
Tel: +86-20-85543113 (32 lines) Fax: +86-20-38780406
Complaint line: +86-20-85533471 E-mail: cts@cts-lab.com.cn

See Reverse For Terms And Conditions of Service



Channel:	TX –X Position Mode 916MHz	Result:	<input checked="" type="checkbox"/> - passed
Test point:	Vertical		<input type="checkbox"/> - not passed
Frequency range:	1GHz-26.5GHz		

EUT	Wireless Controller
Firm Name	BELLMATE HOLDINGS LTD.
Operating Condition	DC 3V for TX
Test Condition	Ambient Temperature: 25°C Humidity: 56%
Test distance	3 Meter
Test Date:	22 Sept ~29 Sept 2011
Operator	Peter
MODEL NO	T631W-2TX

No.	Frequency (MHz)	Factor (dB)	Reading (dBuV)	Level (dBuV/m)	Limit (dBuV/m)	Margin (dB)	Det.
1	1140.281	13.07	31.05	44.12	74.00	-29.88	peak
2	1140.281	13.07	20.55	33.62	54.00	-20.38	AVG
3	1831.663	15.66	31.64	47.30	74.00	-26.70	peak
4	1831.663	15.66	18.42	34.08	54.00	-19.92	AVG
5	2783.567	19.43	33.17	52.60	74.00	-21.40	peak
6	2783.567	19.43	19.07	38.50	54.00	-15.50	AVG
7	3004.008	20.36	30.21	50.57	74.00	-23.43	peak
8	3004.008	20.36	21.74	42.10	54.00	-11.90	AVG
9	4837.675	23.00	28.10	51.10	74.00	-22.90	peak
10	4837.675	23.00	20.60	43.60	54.00	-10.40	AVG
11	5498.998	24.09	29.26	53.35	74.00	-20.65	peak
12	5498.998	24.09	15.81	39.90	54.00	-14.10	AVG
Remark: Other frequency mini margin all >10 dB of Limit							

Copyright of this report is owned by Centre of Testing Service and may not be reproduced other than in full except with the written approval of the issuing Company.

CENTRE OF TESTING SERVICE CO., LTD.

Building F, Dachuang industrial park, No.379, Zhongshan Dadao, Guangzhou, China

Tel: +86-20-85543113 (32 lines)

Fax: +86-20-38780406

Complaint line: +86-20-85533471

E-mail: cts@cts-lab.com.cn

See Reverse For Terms And Conditions of Service

8. Band Edge Compliance test

8.1. Test Equipment

Band Edge Compliance test					
Item	Test Equipment	Manufacturer	Model No.	Serial No.	Last Cal.
1	EMI Test Receiver	ROHDE & SCHWARZ	ESCI	10868	2010/12
2	Log per Antenna	ROHDE & SCHWARZ	HL050	100186	2010/12
3	Signal analyzer	ROHDE & SCHWARZ	FSIQ26	100311	2010/12
4	Log per Antenna	ROHDE & SCHWARZ	HL223	100226	2010/12

8.2. Test Information

EUT	Wireless Controller
Firm Name	BELLMATE HOLDINGS LTD.
Operating Condition	DC 3V for TX
Test Condition	Ambient Temperature: 25°C Humidity: 56%
Test distance	3 Meter
Test Date:	22 Sept ~29 Sept 2011
Operator	Peter
MODEL NO	T631W-2TX

8.3. Test procedure

- 1、 The EUT operates at TX mode. The transmitter channel are tested to verify the largest transmission and spurious emissions power at the continuous transmission mode.
- 2、 Max hold the trace of the setp 1,and the EUT operates at Normal test mode to verify the largest spurious emissions power.

8.4. Test Results

PASSED.

The EUT operates at TX test mode. The transmitter channel are tested to verify the band edge emissions.

Test Mode	Channel Marked Frequency	Test Result Highest Emission (dBuv/m)					
		Horizontal			Vertical		
		Peak	QP	Average	Peak	QP	Average
Low Channel	614MHz	29.40	26.74	18.26	29.23	26.05	18.24
High Channel	960MHz	30.40	26.93	18.99	30.32	26.66	19.01
Remark: Other Spurious Emissions mini margin all >10 dB of Limit.							

Copyright of this report is owned by Centre of Testing Service and may not be reproduced other than in full except with the written approval of the issuing Company.

CENTRE OF TESTING SERVICE CO., LTD.

Building F, Dachuang industrial park, No.379, Zhongshan Dadao, Guangzhou, China

Tel: +86-20-85543113 (32 lines)

Fax: +86-20-38780406

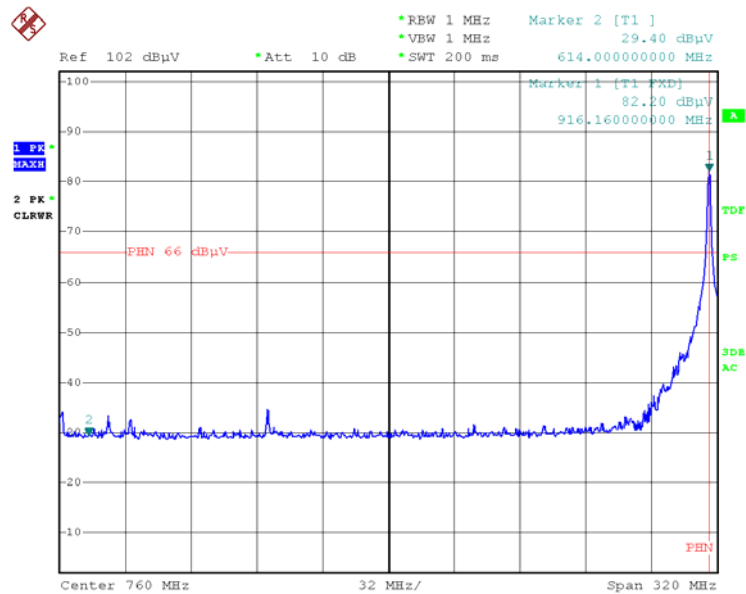
Complaint line: +86-20-85533471

E-mail: cts@cts-lab.com.cn

See Reverse For Terms And Conditions of Service

Band Edges(Low)
Detector mode:Peak

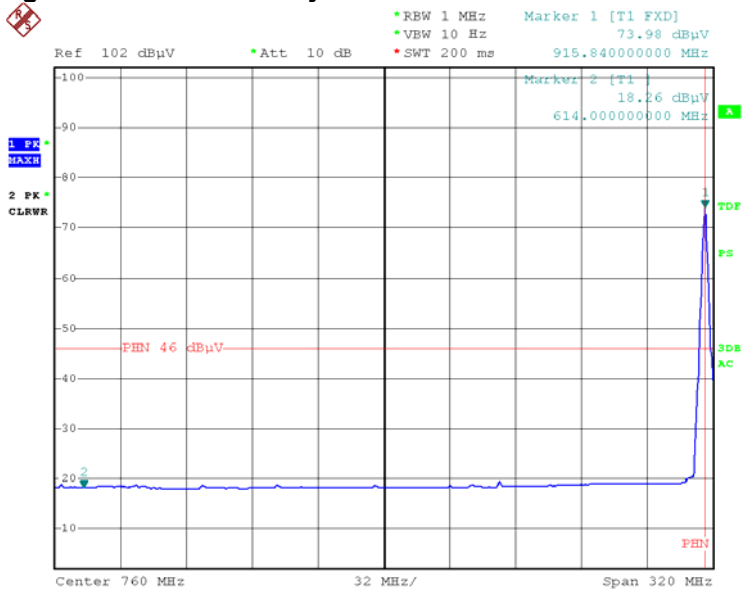
Polarity:Horizontal



Date: 28.SEP.2011 09:28:33

Band Edges(CH Low)
Detector mode:Average

Polarity:Horizontal



Date: 28.SEP.2011 09:42:08

Copyright of this report is owned by Centre of Testing Service and may not be reproduced other than in full except with the written approval of the issuing Company.

CENTRE OF TESTING SERVICE CO., LTD.

Building F, Dachuang industrial park, No.379, Zhongshan Dadao, Guangzhou, China

Tel: +86-20-85543113 (32 lines)

Fax: +86-20-38780406

Complaint line: +86-20-85533471

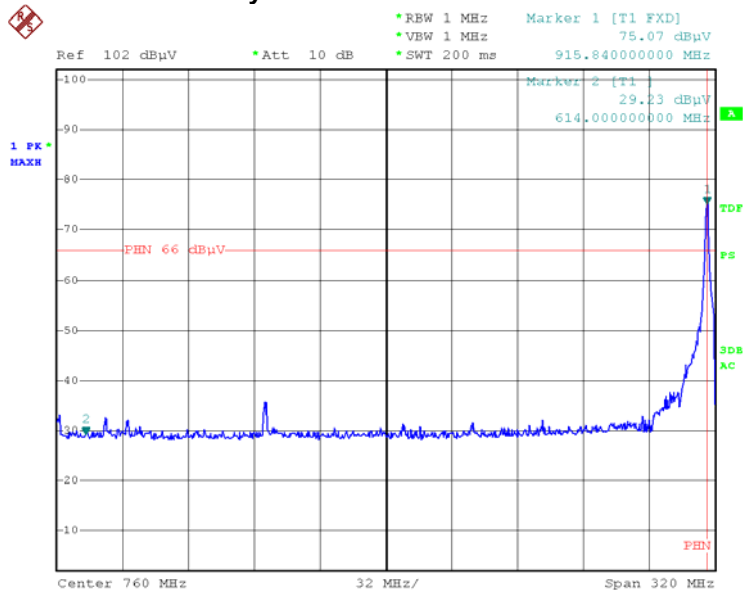
E-mail: cts@cts-lab.com.cn

See Reverse For Terms And Conditions of Service



Band Edges(CH Low)
Detector mode:Peak

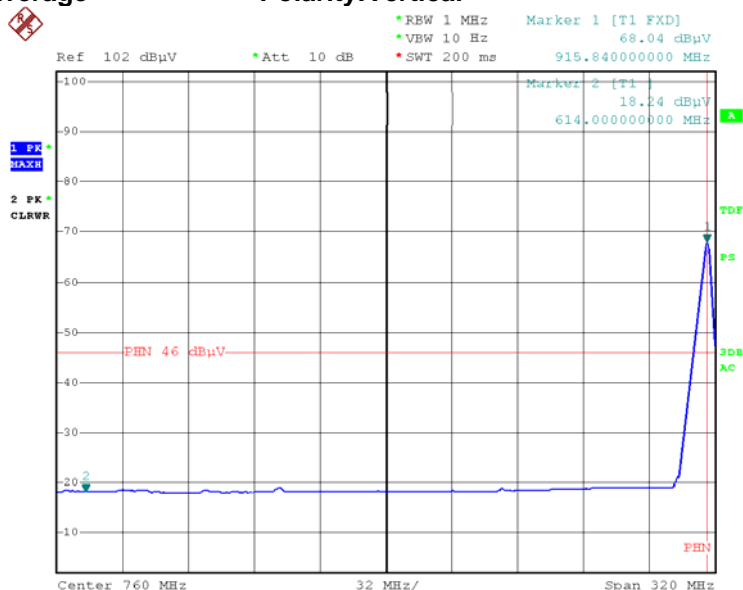
Polarity:Vertical



Date: 28.SEP.2011 09:31:28

Band Edges(CH Low)
Detector mode:Average

Polarity:Vertical



Date: 28.SEP.2011 09:52:01

Copyright of this report is owned by Centre of Testing Service and may not be reproduced other than in full except with the written approval of the issuing Company.

CENTRE OF TESTING SERVICE CO., LTD.

Building F, Dachuang industrial park, No.379, Zhongshan Dadao, Guangzhou, China

Tel: +86-20-85543113 (32 lines)

Fax: +86-20-38780406

Complaint line: +86-20-85533471

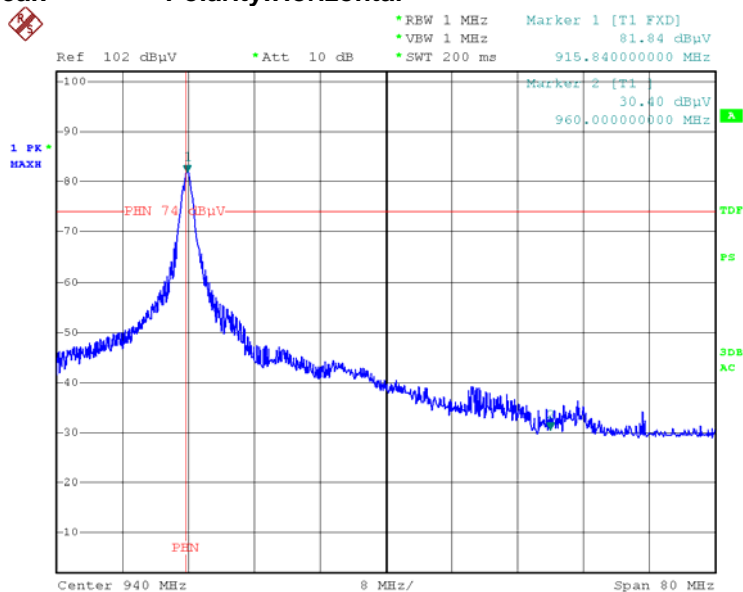
E-mail: cts@cts-lab.com.cn

See Reverse For Terms And Conditions of Service



Band Edges(CH High)
Detector mode:Peak

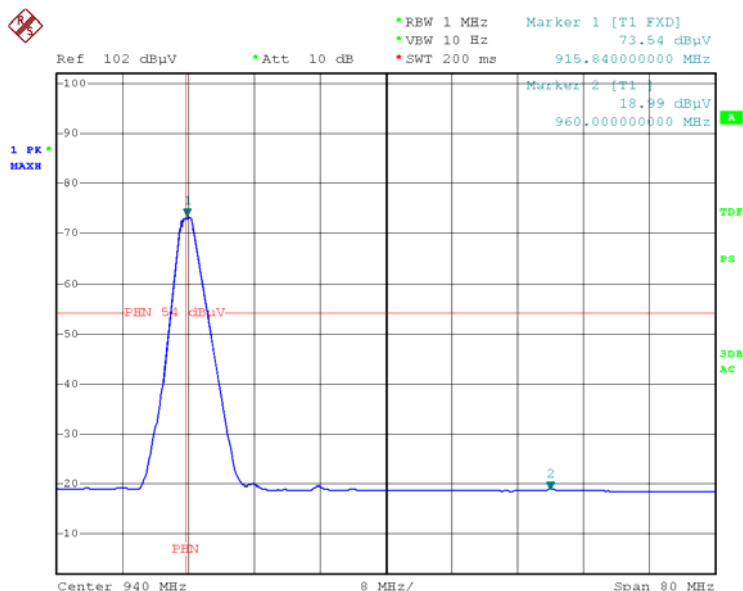
Polarity:Horizontal



Date: 28.SEP.2011 10:15:04

Band Edges(CH High)
Detector mode:Average

Polarity:Horizontal



Date: 28.SEP.2011 10:11:32

Copyright of this report is owned by Centre of Testing Service and may not be reproduced other than in full except with the written approval of the issuing Company.

CENTRE OF TESTING SERVICE CO., LTD.

Building F, Dachuang industrial park, No.379, Zhongshan Dadao, Guangzhou, China

Tel: +86-20-85543113 (32 lines)

Fax: +86-20-38780406

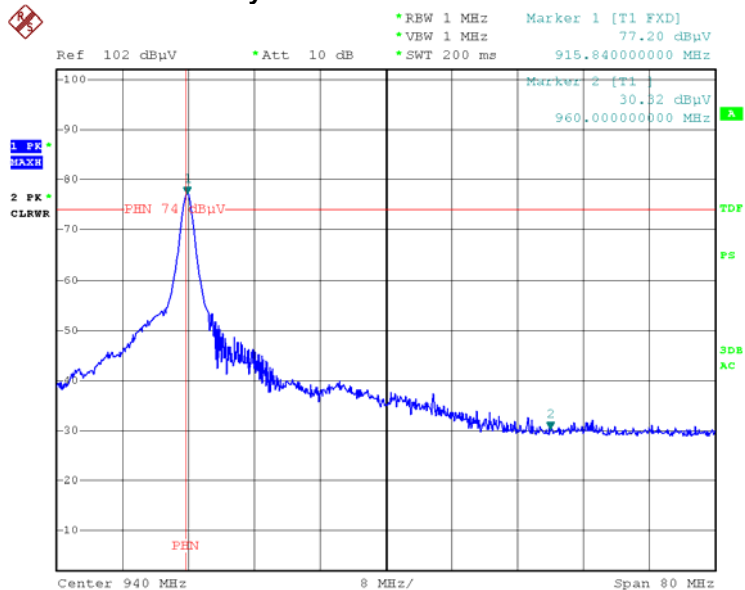
Complaint line: +86-20-85533471

E-mail: cts@cts-lab.com.cn

See Reverse For Terms And Conditions of Service

Band Edges(CH High)
Detector mode:Peak

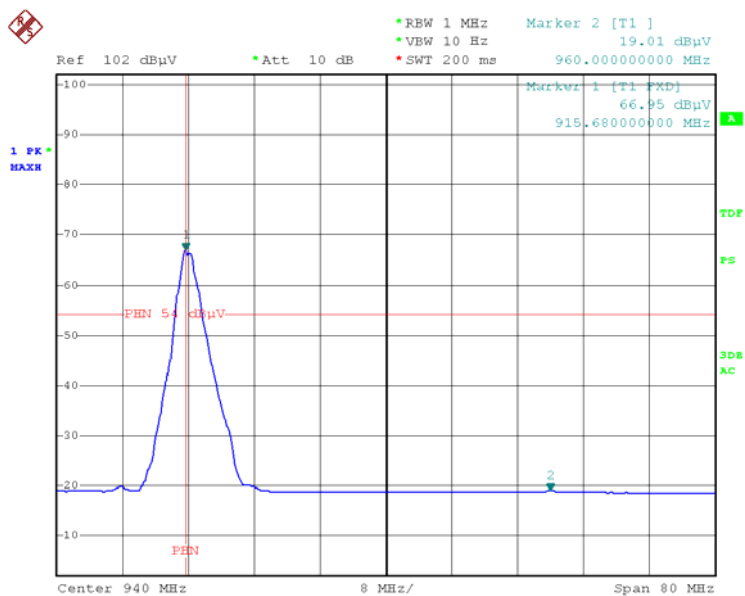
Polarity:Vertical



Date: 28.SEP.2011 10:16:04

Band Edges(CH High)
Detector mode:Average

Polarity:Vertical



Date: 28.SEP.2011 09:59:47

Copyright of this report is owned by Centre of Testing Service and may not be reproduced other than in full except with the written approval of the issuing Company.

CENTRE OF TESTING SERVICE CO., LTD.

Building F, Dachuang industrial park, No.379, Zhongshan Dadao, Guangzhou, China

Tel: +86-20-85543113 (32 lines)

Fax: +86-20-38780406

Complaint line: +86-20-85533471

E-mail: cts@cts-lab.com.cn

See Reverse For Terms And Conditions of Service

9 20 dB Bandwidth test

9.1. Test Equipment

20 dB Bandwidth test					
Item	Test Equipment	Manufacturer	Model No.	Serial No.	Last Cal.
1	EMI Test Receiver	ROHDE & SCHWARZ	ESCI	10868	2010/12
2	Log per Antenna	ROHDE & SCHWARZ	HL223	100226	2010/12
3	Biconical Antenna	ROHDE & SCHWARZ	HK116	100221	2010/12
4	Signal analyzer	ROHDE & SCHWARZ	FSIQ26	100311	2010/12

9.2. Test Information

EUT	Wireless Controller
Firm Name	BELLMATE HOLDINGS LTD.
Operating Condition	DC 3V for TX
Test Condition	Ambient Temperature: 25°C Humidity: 56%
Test distance	3 Meter
Test Date:	22 Sept ~29 Sept 2011
Operator	Peter
MODEL NO	T631W-2TX

Copyright of this report is owned by Centre of Testing Service and may not be reproduced other than in full except with the written approval of the issuing Company.

CENTRE OF TESTING SERVICE CO., LTD.

Building F, Dachuang industrial park, No.379, Zhongshan Dadao, Guangzhou, China

Tel: +86-20-85543113 (32 lines)

Fax: +86-20-38780406

Complaint line: +86-20-85533471

E-mail: cts@cts-lab.com.cn

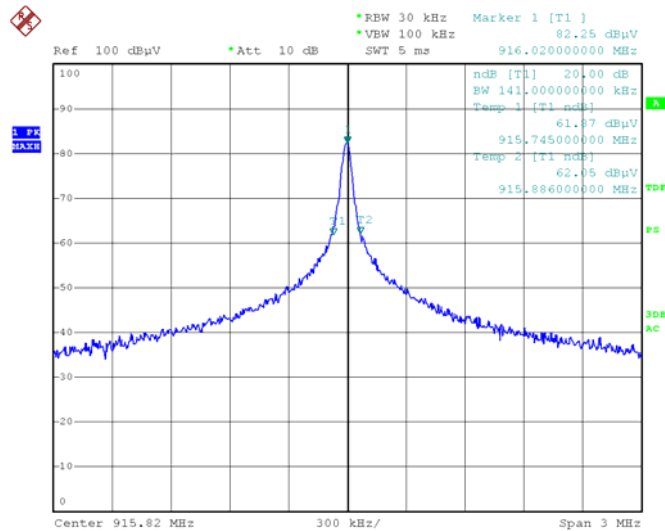
See Reverse For Terms And Conditions of Service



9.3. Test Results

PASSED.

The testing data was attached in the next pages.



Date: 11.OCT.2011 17:20:09

10.Deviation to test specifications

[NONE]

Copyright of this report is owned by Centre of Testing Service and may not be reproduced other than in full except with the written approval of the issuing Company.