







# RF Transmitter Manual

## SY-IPFM-08

### 一 : Abstract

This product is double sound track stereo system, Using this product can receive this signal from car stereo, and carrying on high quality music surrounds the stereo to broadcast. This product transmitting message is stable, the interference ability is strong,

### 二 : Operating instructions

1. Open the car stereo's power, set the sounder to FM radio. press “” or “” all time , Set up the stereo in FM radio state
2. Connect Transmitter to IP, IP will show the frequency, and the music will be stopped.
3. Press “” or “” can be changed the frequency (Next 0.1MHz is one channel)
4. Please change the FM channel of the car stereo into the broadcasting state which does not exist in the local area, it should be homologous to the frequency which IP shows
5. Press “OK” confirm the frequency, the car will broadcast wonderful music .
6. . Press “OK” IP will show the frequency again, adjust “” or “” changed the frequency.
7. Working frequency: 88.3MHz—102MHz (Next 0.1MHz is one channel)
8. Working current : 40mA±10mA
9. Frequency response: ≥20~150Hz
10. The insulation of left and right track: ≥72db.

### FCC NOTES:

THE MANUFACTURER IS NOT RESPONSIBLE FOR ANY RADIO OR TV INTERFERENCE CAUSED BY UNAUTHORIZED MODIFICATIONS TO THIS EQUIPMENT. SUCH MODIFICATIONS COULD VOID THE USER'S AUTHORITY TO OPERATE THE EQUIPMENT.

This device complies with Part 15 of the FCC Rules.

Operation is subject to the following two conditions:

1. This device may not cause harmful interference, and
2. This device must accept any interference received, including interference that may cause undesired operation.