

8. PHOTO





Fig. 8.1


Conducted Emissions Test Set-up



*Fig. 8.2*

*Radiated Emissions Test Set-up  
Range: 30 – 1000 MHz*





*Fig. 8.3*

*Radiated Emissions Test Set-up  
Range: 1 – 10 GHz*

*This document may be only fully reproduced.  
Every partial reproduction is only allowed after written approval released by G.S.D. S.r.l.  
Report n. FCC-16547 Rev. 00, page 108 / 110*



*Fig. 8.4*

*Radiated Emissions Test Set-up*





*Fig. 8.5*  
*Conducted Transmission Test Set-up*