



APPENDIX A. Photographs of EUT





Model D00111 Protective Cover

Photographs of the Model D00111 protective cover, or case, are provided below. The cover provides protection during transport and operation.




Figure 1. Top Edge View of Operational D00111 in Cover

Figure 1 is a photograph of the device in typical operating mode with the protective cover. The cover is marketed with the product and provides over 1.5 cm (1.8 cm typical) of separation between the antenna (located at the top edge of the device) and the user.



Figure 2. Top Edge View of D00111 Within Cover

Figure 2 provides a view of the model D00111 within the cover for transport or storage.



Figure 3. Inside View of Open Cover

Figure 3 shows the inside of the cover folded open.



Figure 4. Inside View of Cover Folded Back (Device Operational View)

Figure 4 shows the inside of the cover folded back. This is the orientation of the cover when the device is in operational mode.