99% Bandwidth

GFSK LOW CHANNEL

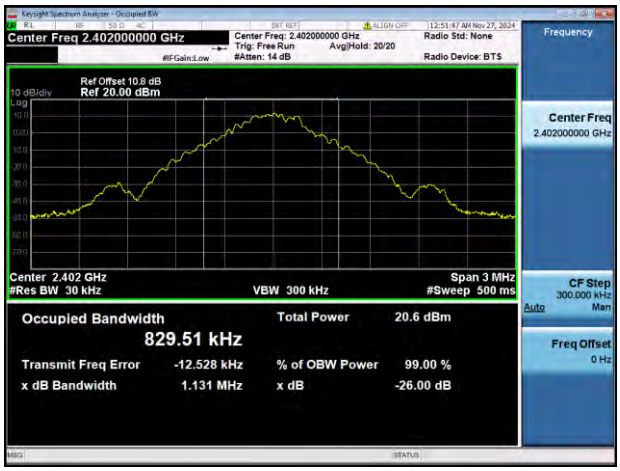

GFSK MIDDLE CHANNEL

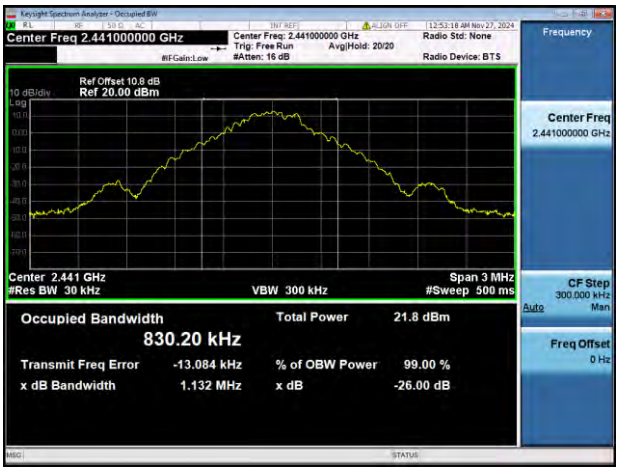

GFSK HIGH CHANNEL

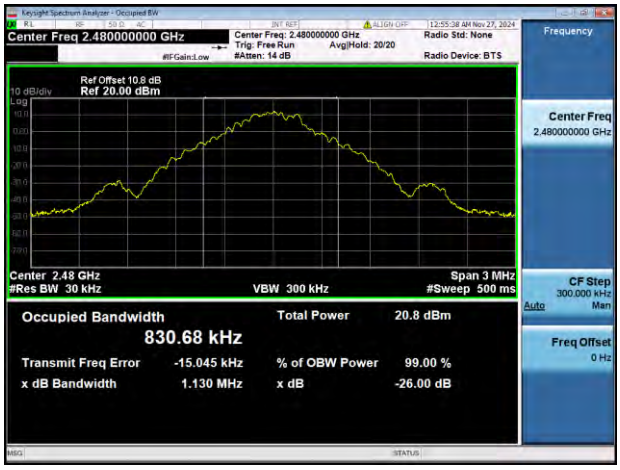

π/4-DQPSK LOW CHANNEL

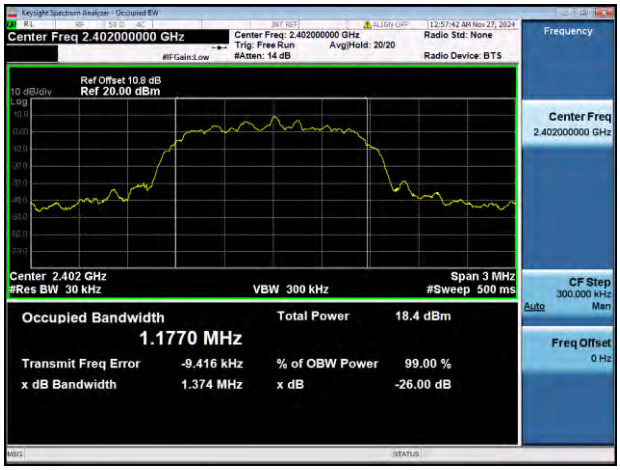

π/4-DQPSK MIDDLE CHANNEL

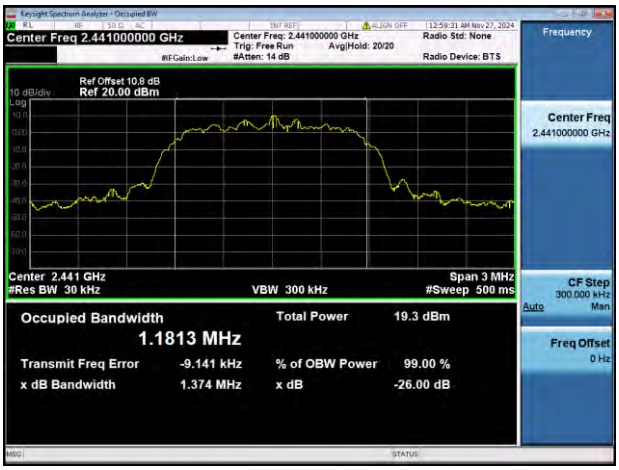

π/4-DQPSK HIGH CHANNEL

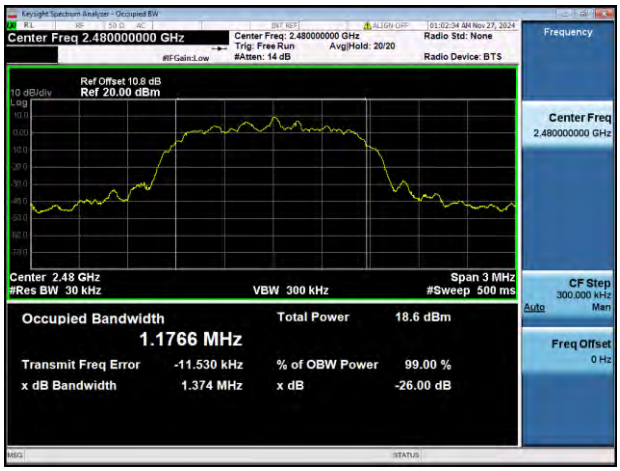

8-DPSK LOW CHANNEL

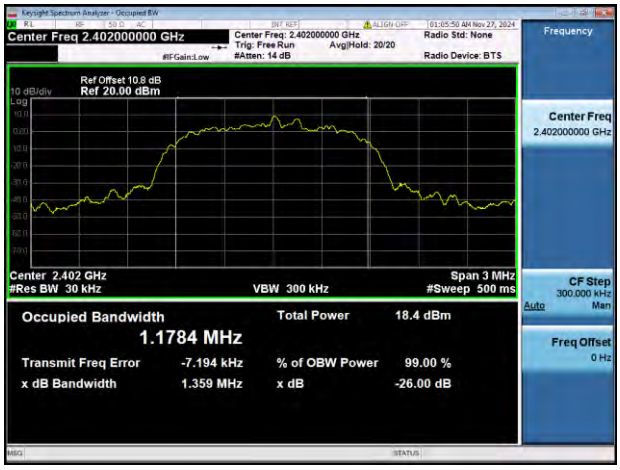

8-DPSK MIDDLE CHANNEL

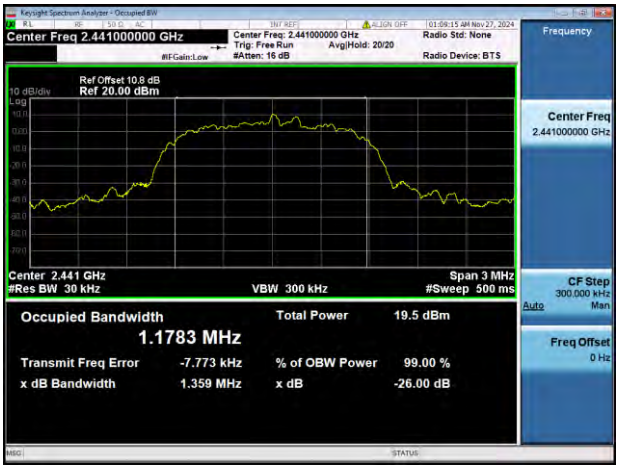

8-DPSK HIGH CHANNEL

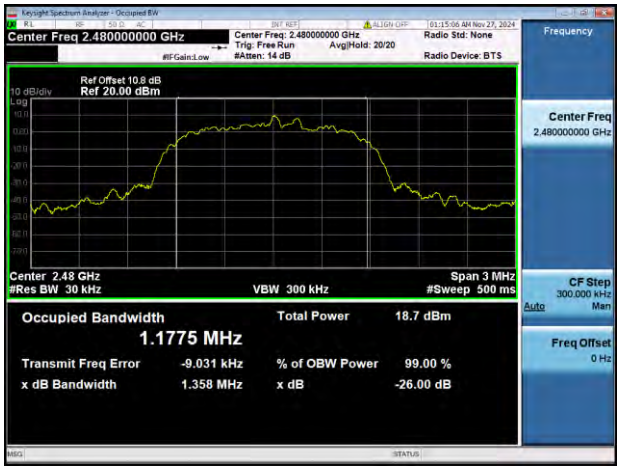

A.4 Hopping Frequency Separation

Test Data

Antenna 8

Mode	Frequency separation (MHz)	2/3 of the 20 dB Bandwidth (MHz)	Verdict
GFSK	1.000	0.630	Pass
8-DPSK	1.000	0.870	Pass

Antenna 9

Mode	Frequency separation (MHz)	2/3 of the 20 dB Bandwidth (MHz)	Verdict
GFSK	1.000	0.627	Pass
8-DPSK	1.010	0.867	Pass

Test Plots

Antenna 8

GFSK

8-DPSK

Antenna 9

GFSK

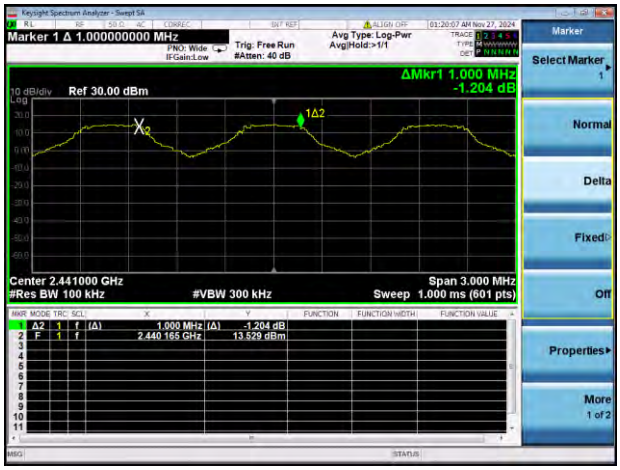

8-DPSK

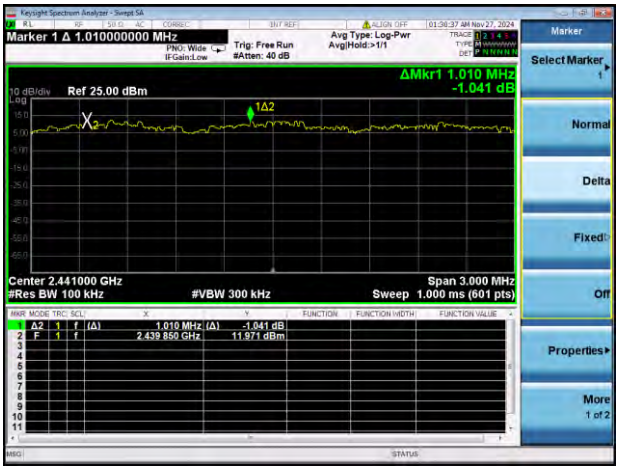

A.5 Average Time of Occupancy

Test Data

Antenna 8

GFSK				
DH Packet	Pulse Width (ms)	Total of Dwell (ms)	Limit (sec)	Verdict
DH 1	0.37760	120.832	0.4	Pass
DH 3	1.63100	260.960	0.4	Pass
DH 5	2.88000	307.200	0.4	Pass
8-DPSK				
DH Packet	Pulse Width (ms)	Total of Dwell (ms)	Limit (sec)	Verdict
3DH 1	0.38240	122.368	0.4	Pass
3DH 3	1.63100	260.960	0.4	Pass
3DH 5	2.89200	308.480	0.4	Pass
AFH Mode				
DH Packet	Pulse Width (ms)	Total of Dwell (ms)	Limit (sec)	Verdict
DH 1	0.37760	60.416	0.4	Pass
DH 3	1.63100	130.480	0.4	Pass
DH 5	2.88000	153.600	0.4	Pass

Antenna 9

GFSK				
DH Packet	Pulse Width (ms)	Total of Dwell (ms)	Limit (sec)	Verdict
DH 1	0.37600	120.320	0.4	Pass
DH 3	1.62900	260.640	0.4	Pass
DH 5	2.87600	306.773	0.4	Pass
8-DPSK				
DH Packet	Pulse Width (ms)	Total of Dwell (ms)	Limit (sec)	Verdict
3DH 1	0.38240	122.368	0.4	Pass
3DH 3	1.62700	260.320	0.4	Pass
3DH 5	2.88800	308.053	0.4	Pass
AFH Mode				
DH Packet	Pulse Width (ms)	Total of Dwell (ms)	Limit (sec)	Verdict
DH 1	0.37760	60.416	0.4	Pass
DH 3	1.63400	130.720	0.4	Pass
DH 5	2.88800	154.027	0.4	Pass

Test Plots

Antenna 8

GFSK DH1

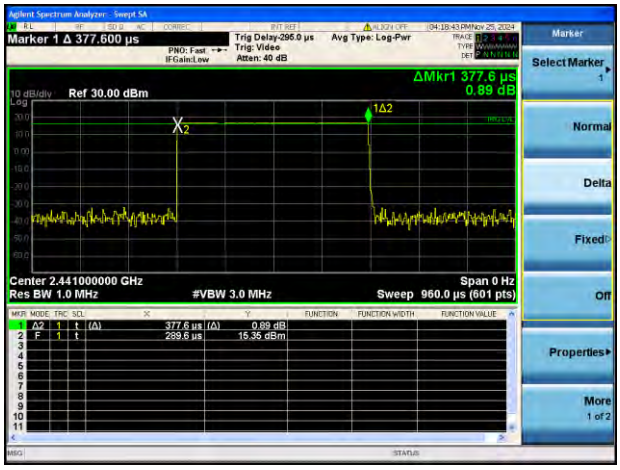

GFSK DH3

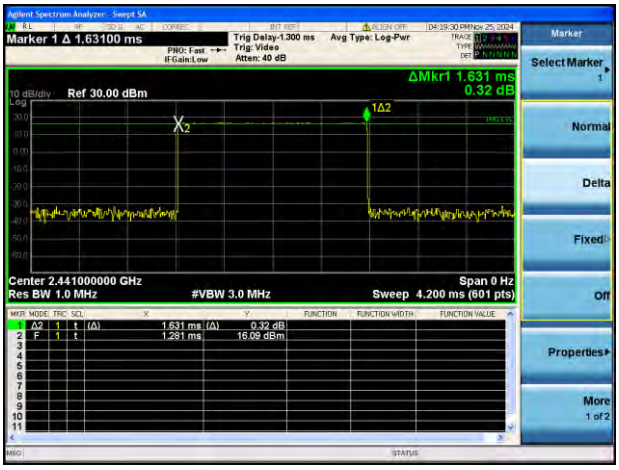

GFSK DH5

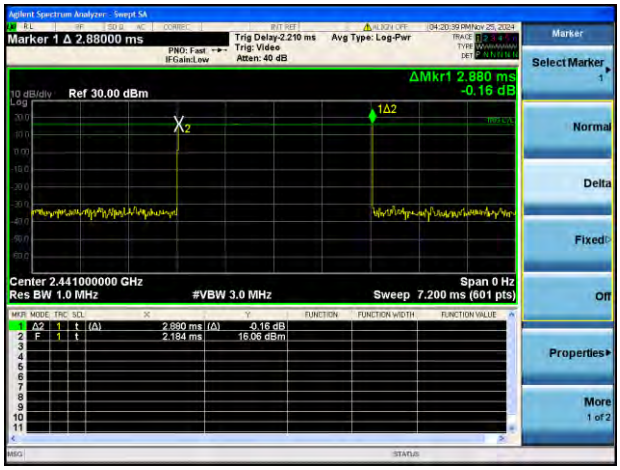

8-DPSK 3DH1

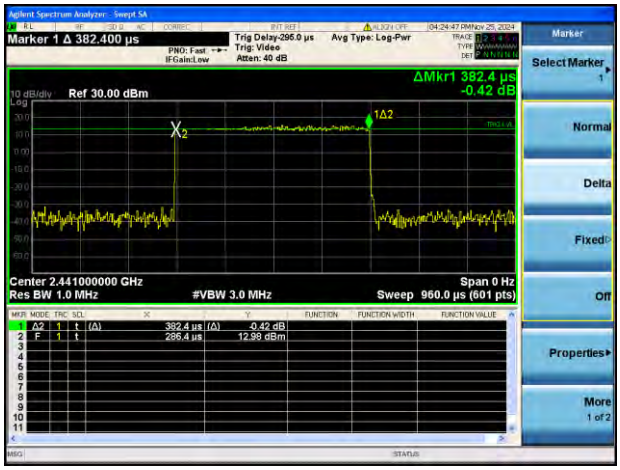

8-DPSK 3DH3

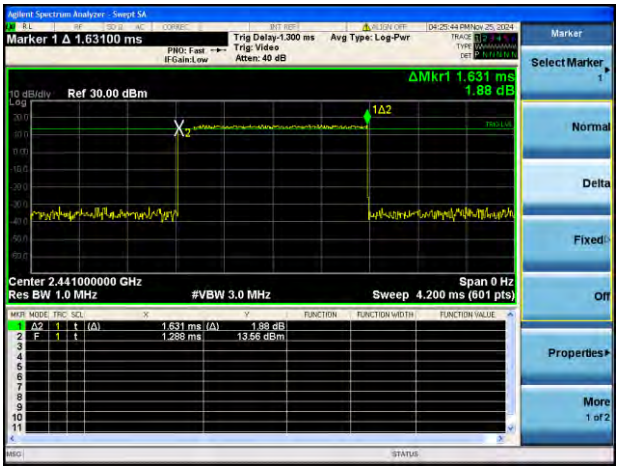

8-DPSK 3DH5

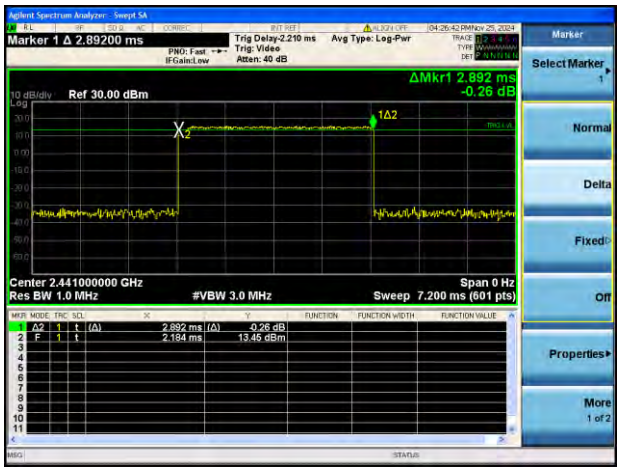

AFH Mode DH1

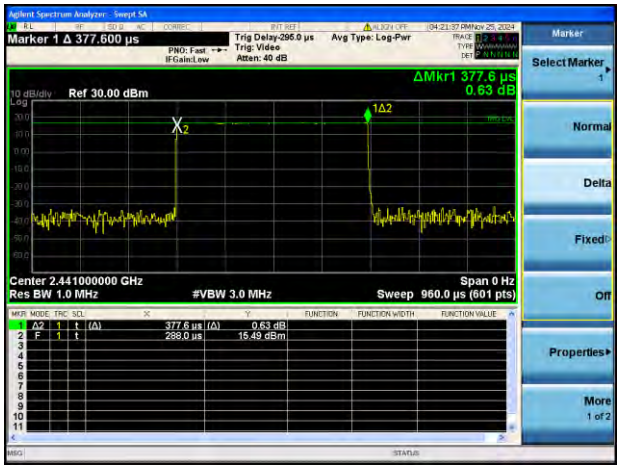

AFH Mode DH3

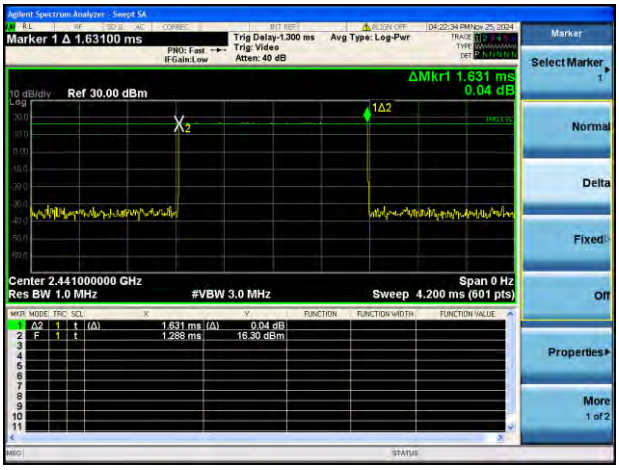

AFH Mode DH5

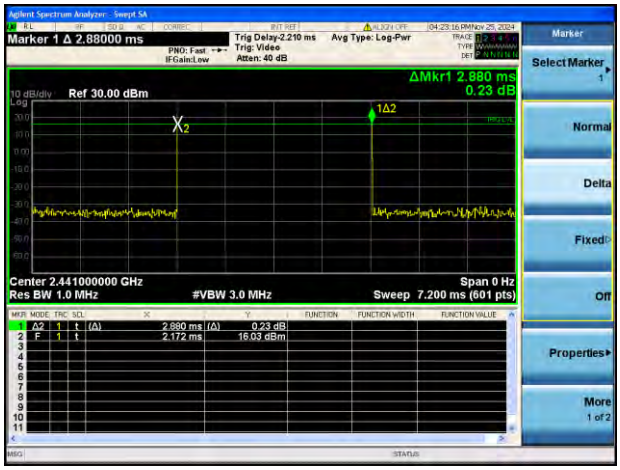

Antenna 9

GFSK DH1

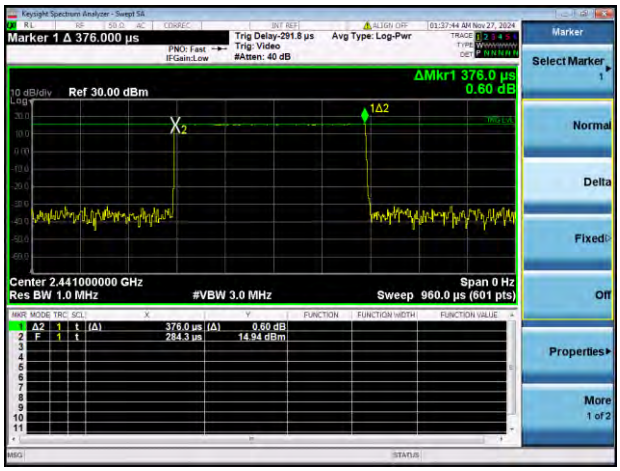

GFSK DH3

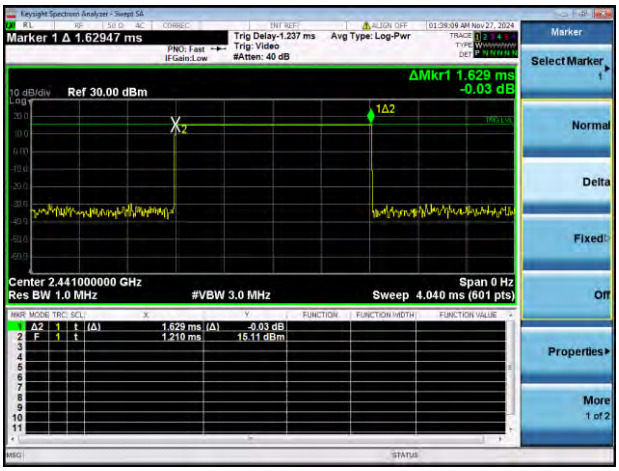

GFSK DH5

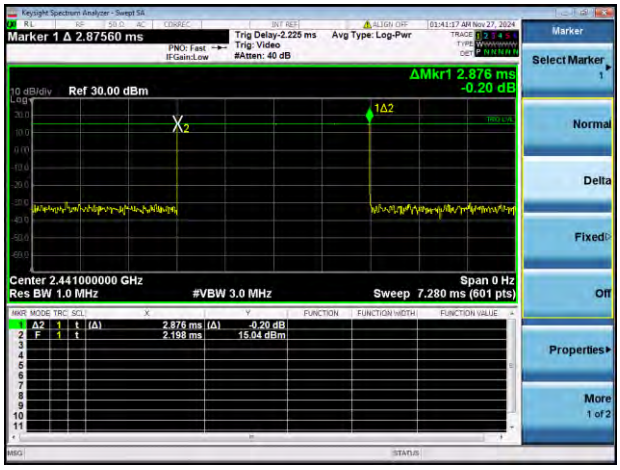

8-DPSK 3DH1

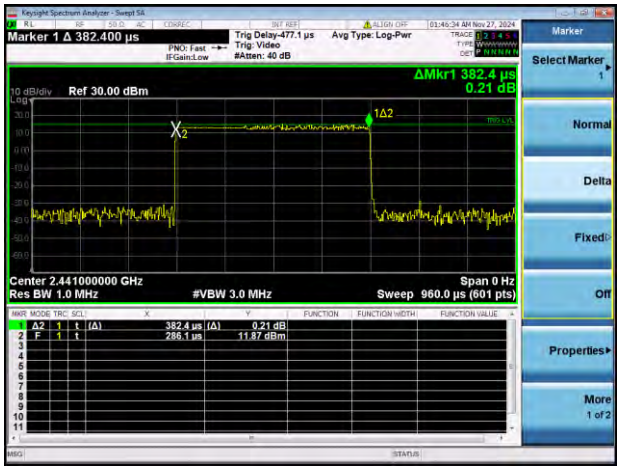

8-DPSK 3DH3

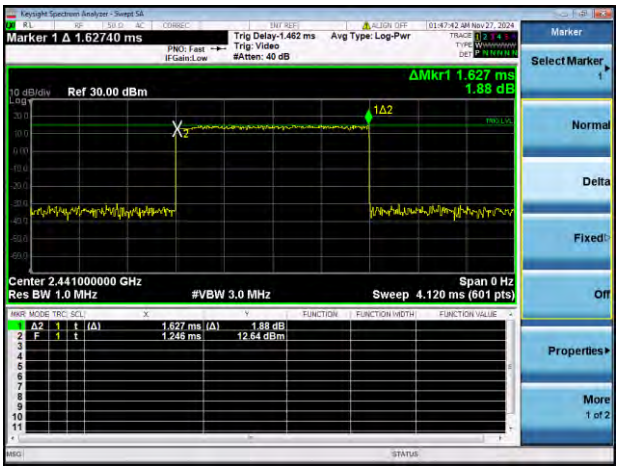

8-DPSK 3DH5

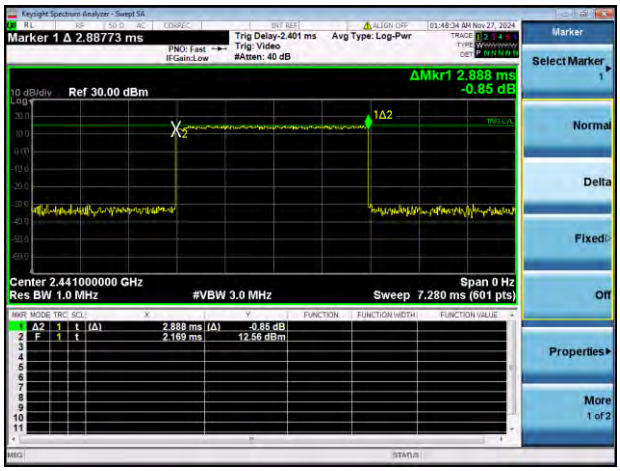

AFH Mode DH1

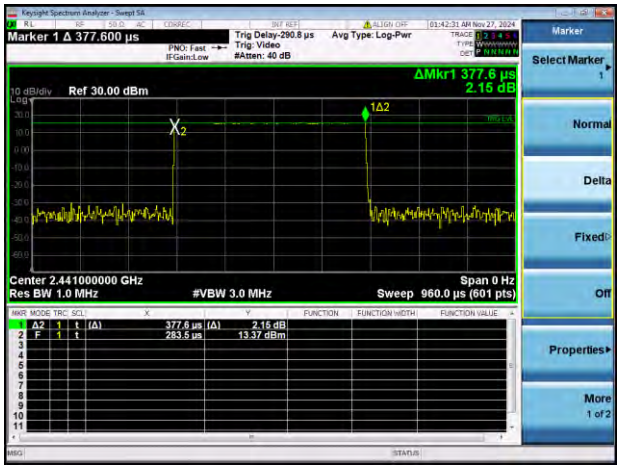

AFH Mode DH3

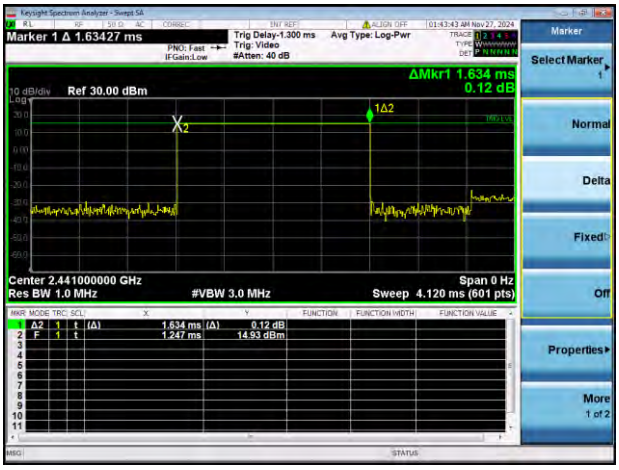

AFH Mode DH5

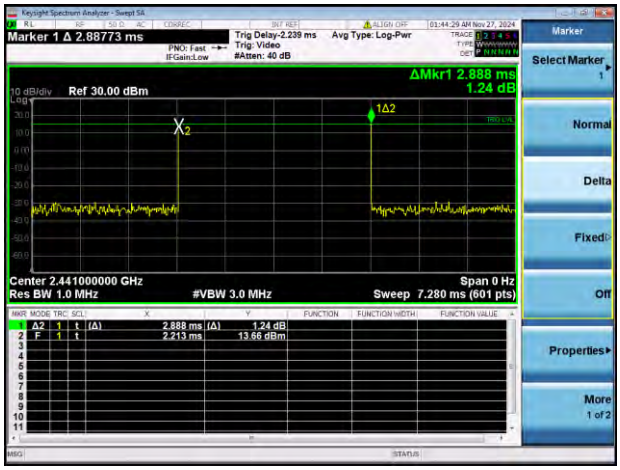

A.6 Conducted Spurious Emissions & Authorized-band band-edge

Test Data

Antenna 8

GFSK				
Channel	Measured Max. Out of Band Emission (dBm)	Limit (dBm)		Verdict
		Carrier Level	Calculated 20 dBc Limit	
Low	-26.15	15.66	-4.34	Pass
Middle	-27.11	16.19	-3.81	Pass
High	-30.98	12.56	-7.44	Pass
8-DPSK				
Channel	Measured Max. Out of Band Emission (dBm)	Limit (dBm)		Verdict
		Carrier Level	Calculated 20 dBc Limit	
Low	-30.59	12.89	-7.11	Pass
Middle	-30.03	13.45	-6.55	Pass
High	-30.75	10.08	-9.93	Pass

Hopping Mode				
Mode	Measured Max. Out of Band Emission (dBm)	Limit (dBm)		Verdict
		Carrier Level	Calculated 20 dBc Limit	
GFSK	-27.18	16.12	-3.88	Pass
8-DPSK	-29.83	13.60	-6.40	Pass

Antenna 9

GFSK				
Channel	Measured Max. Out of Band Emission (dBm)	Limit (dBm)		Verdict
		Carrier Level	Calculated 20 dBc Limit	
Low	-26.07	13.80	-6.21	Pass
Middle	-25.87	14.84	-5.16	Pass
High	-26.14	14.05	-5.95	Pass
8-DPSK				
Channel	Measured Max. Out of Band Emission (dBm)	Limit (dBm)		Verdict
		Carrier Level	Calculated 20 dBc Limit	
Low	-26.01	11.28	-8.72	Pass
Middle	-26.04	12.41	-7.59	Pass
High	-24.59	11.49	-8.51	Pass

Hopping Mode				
Mode	Measured Max. Out of Band Emission (dBm)	Limit (dBm)		Verdict
		Carrier Level	Calculated 20 dBc Limit	
GFSK	-26.35	15.35	-4.65	Pass
8-DPSK	-26.45	13.16	-6.84	Pass

Test Plots

Antenna 8

GFSK LOW CHANNEL, CARRIER LEVEL

GFSK LOW CHANNEL, BAND EDGE

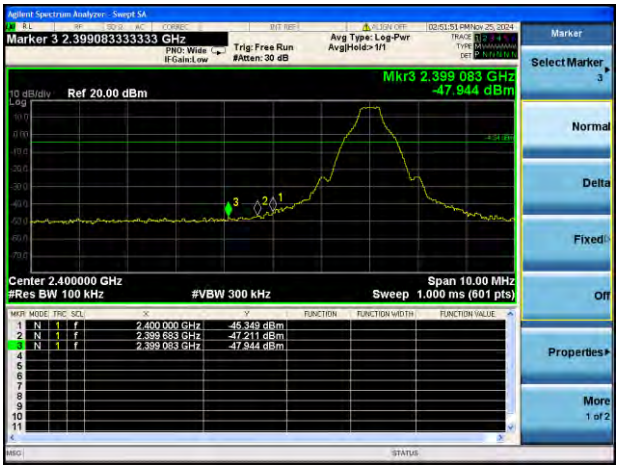

GFSK LOW CHANNEL, SPURIOUS
30 MHz ~ 3 GHz

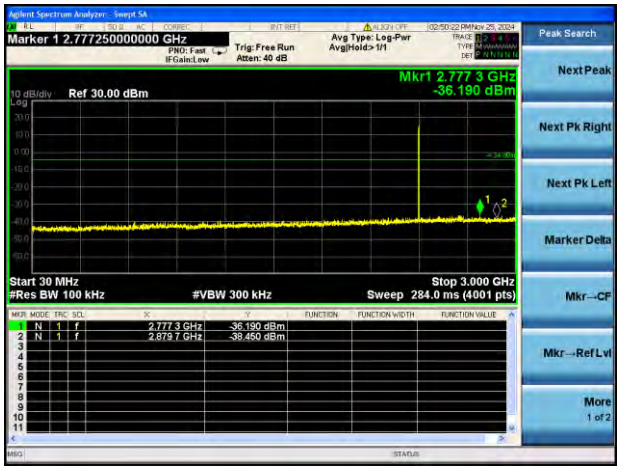

GFSK LOW CHANNEL, SPURIOUS
3 GHz ~ 25 GHz

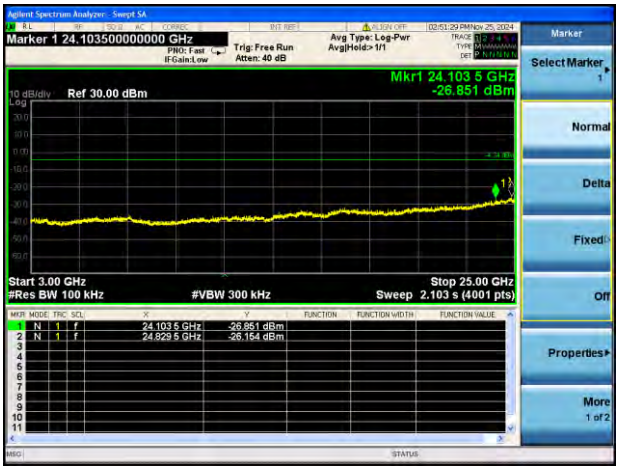

GFSK MIDDLE CHANNEL, CARRIER LEVEL

GFSK MIDDLE CHANNEL, SPURIOUS
30 MHz ~ 3 GHz

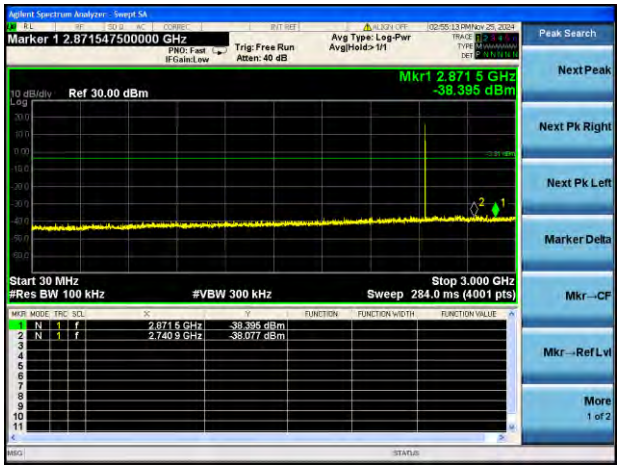

GFSK MIDDLE CHANNEL, SPURIOUS
3 GHz ~ 25 GHz

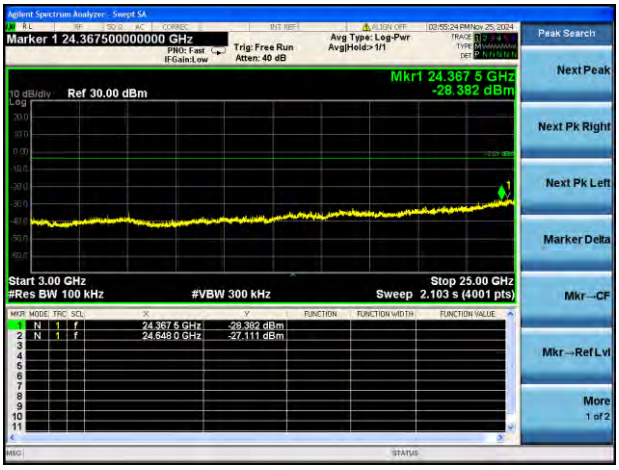

GFSK HIGH CHANNEL, CARRIER LEVEL

GFSK HIGH CHANNEL, BAND EDGE

GFSK HIGH CHANNEL, SPURIOUS
30 MHz ~ 3 GHz

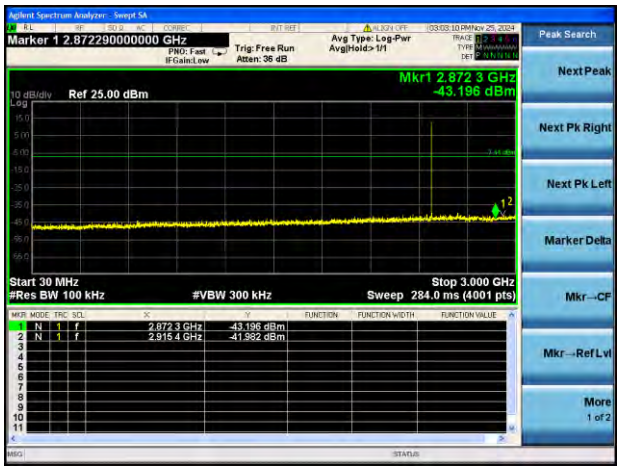

GFSK HIGH CHANNEL, SPURIOUS
3 GHz ~ 25 GHz

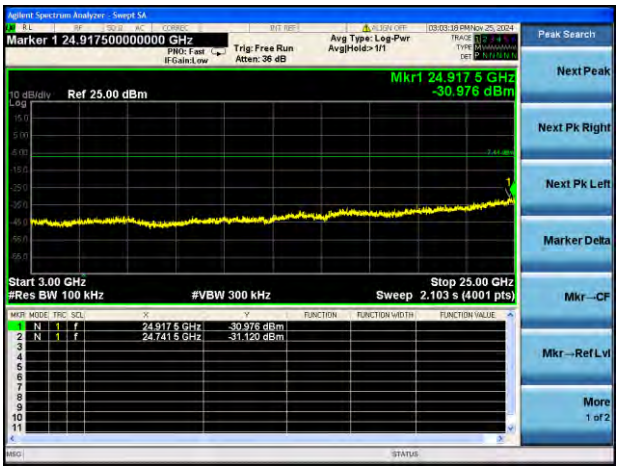

8-DPSK LOW CHANNEL, CARRIER LEVEL

8-DPSK LOW CHANNEL, BAND EDGE

8-DPSK LOW CHANNEL, SPURIOUS
30 MHz ~ 3 GHz

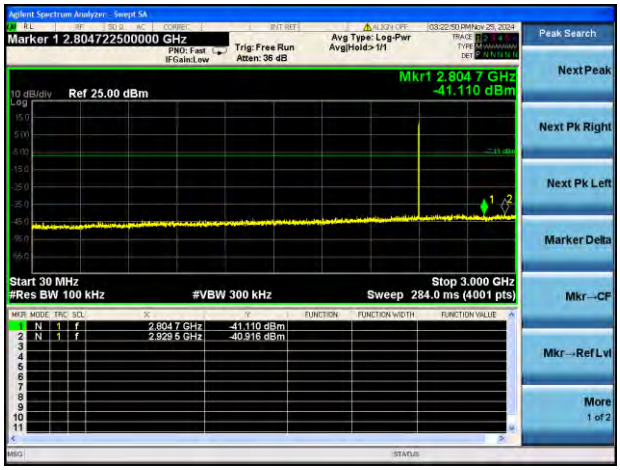

8-DPSK LOW CHANNEL, SPURIOUS
3 GHz ~ 25 GHz

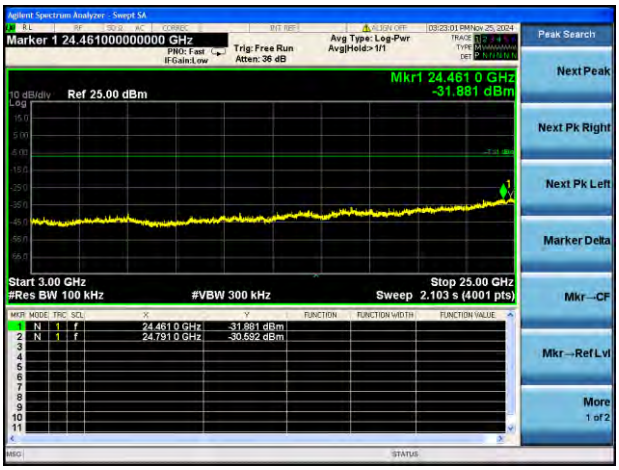

8-DPSK MIDDLE CHANNEL, CARRIER LEVEL

8-DPSK MIDDLE CHANNEL, SPURIOUS
30 MHz ~ 3 GHz

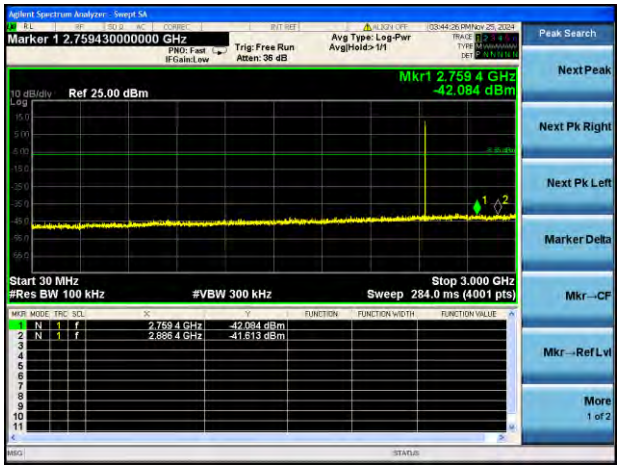

8-DPSK MIDDLE CHANNEL, SPURIOUS
3 GHz ~ 25 GHz

8-DPSK HIGH CHANNEL, CARRIER LEVEL

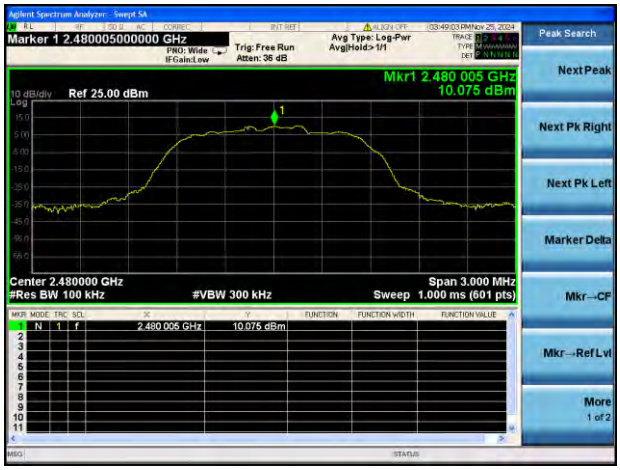

8-DPSK HIGH CHANNEL, BAND EDGE

8-DPSK HIGH CHANNEL, SPURIOUS
30 MHz ~ 3 GHz

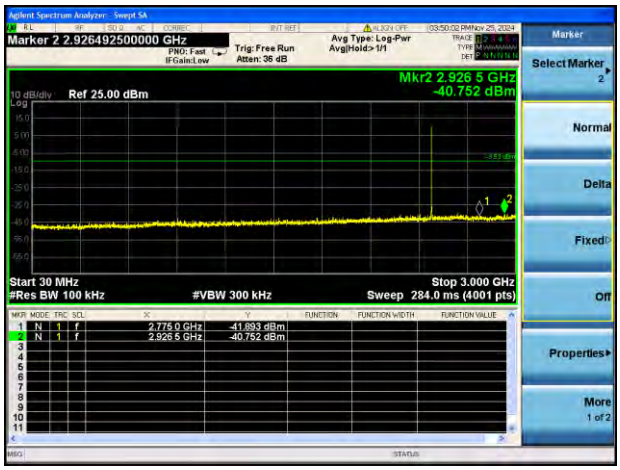

8-DPSK HIGH CHANNEL, SPURIOUS
3 GHz ~ 25 GHz

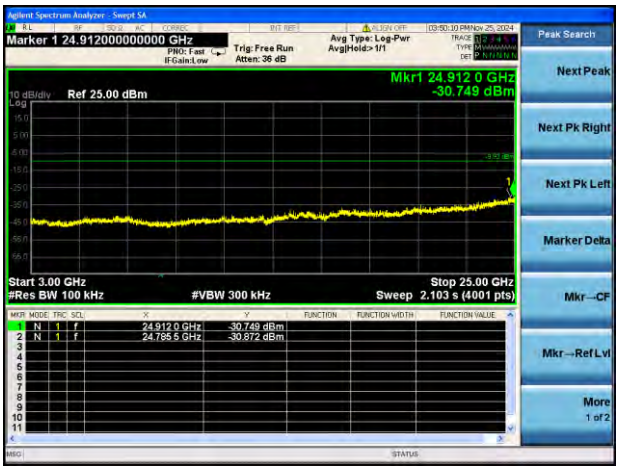

GFSK HOPPING, CARRIER LEVEL

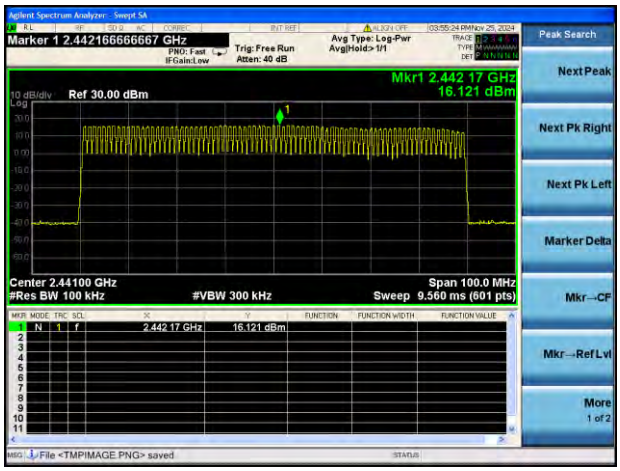

GFSK HOPPING BAND EDGE (LOW)

GFSK HOPPING BAND EDGE (HIGH)

GFSK Hopping Mode, SPURIOUS
30 MHz ~ 3 GHz

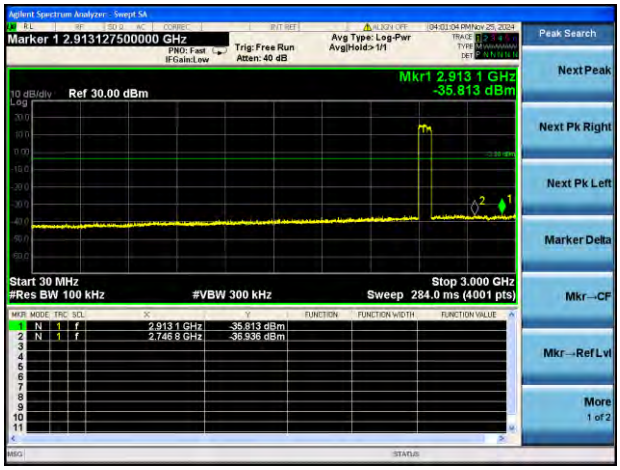

GFSK Hopping Mode, SPURIOUS
3GHz ~ 25 GHz

8-DPSK HOPPING, CARRIER LEVEL

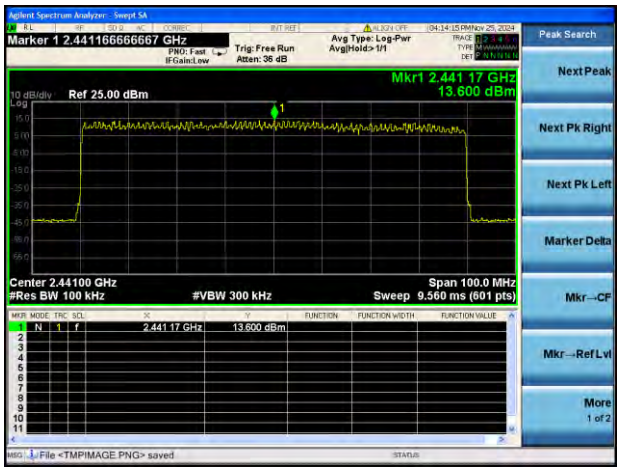

8-DPSK Hopping BAND EDGE (LOW)

8-DPSK Hopping BAND EDGE (HIGH)

8-DPSK Hopping Mode, SPURIOUS 30 MHz ~ 3 GHz

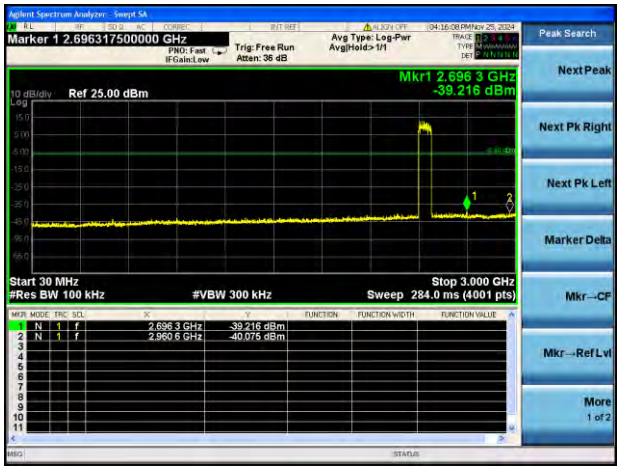

8-DPSK Hopping Mode, SPURIOUS 3GHz ~ 25 GHz

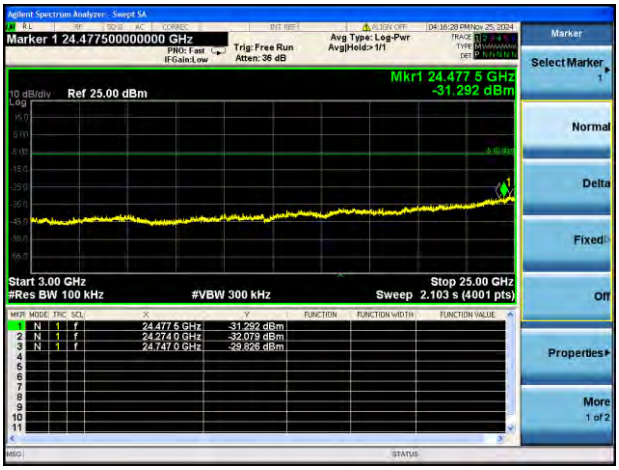

Antenna 9

GFSK LOW CHANNEL, CARRIER LEVEL

GFSK LOW CHANNEL, BAND EDGE

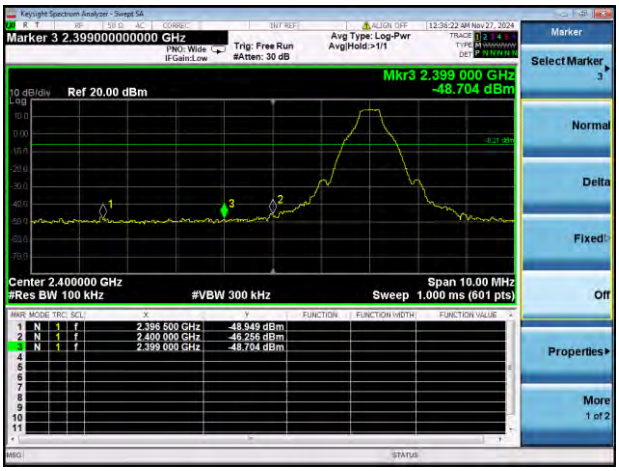

GFSK LOW CHANNEL, SPURIOUS
30 MHz ~ 3 GHz

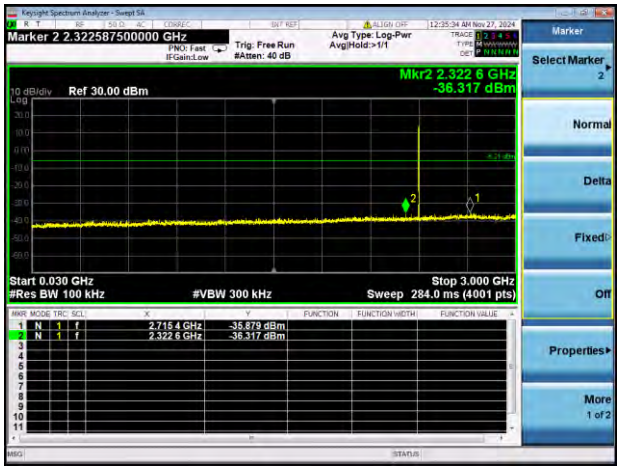

GFSK LOW CHANNEL, SPURIOUS
3 GHz ~ 25 GHz

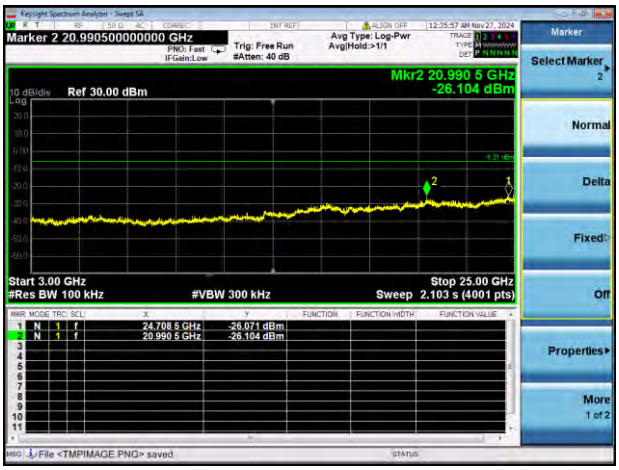

GFSK MIDDLE CHANNEL, CARRIER LEVEL

GFSK MIDDLE CHANNEL, SPURIOUS
30 MHz ~ 3 GHz

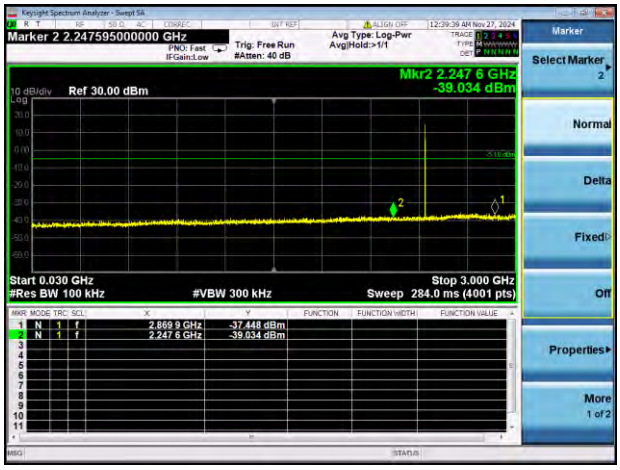

GFSK MIDDLE CHANNEL, SPURIOUS
3 GHz ~ 25 GHz

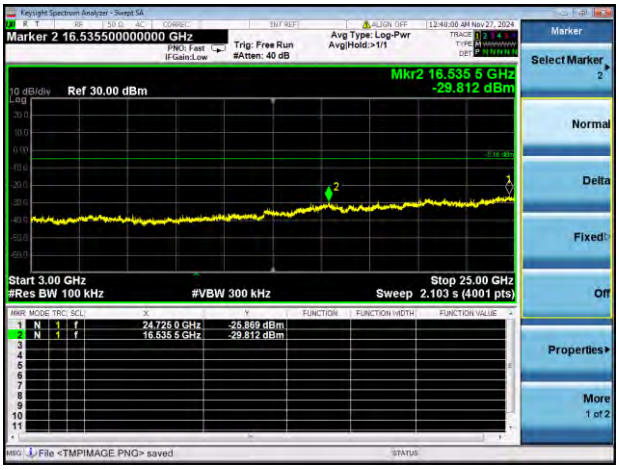

GFSK HIGH CHANNEL, CARRIER LEVEL

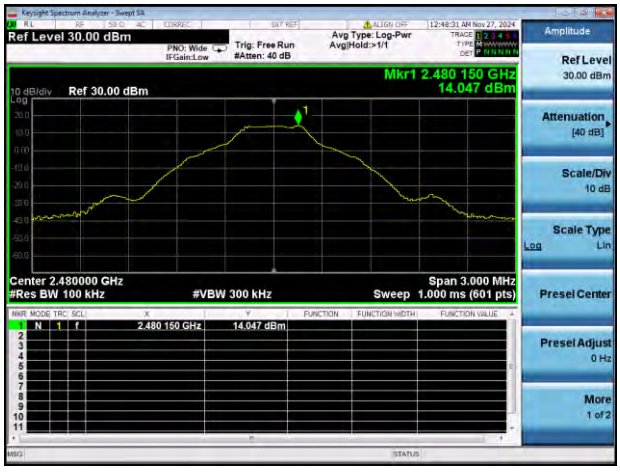

GFSK HIGH CHANNEL, BAND EDGE

GFSK HIGH CHANNEL, SPURIOUS
30 MHz ~ 3 GHz

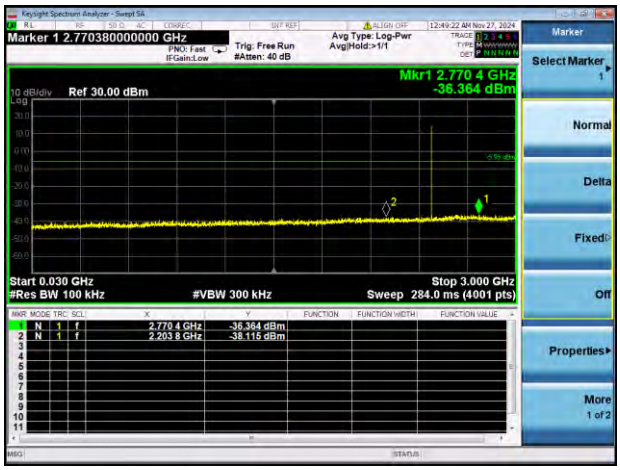

GFSK HIGH CHANNEL, SPURIOUS
3 GHz ~ 25 GHz

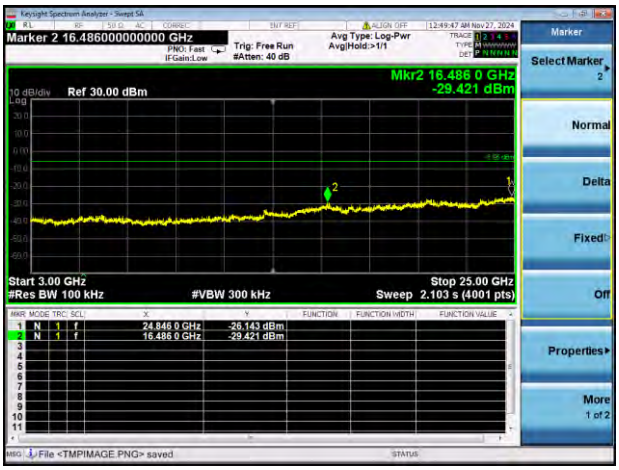

8-DPSK LOW CHANNEL, CARRIER LEVEL

8-DPSK LOW CHANNEL, BAND EDGE

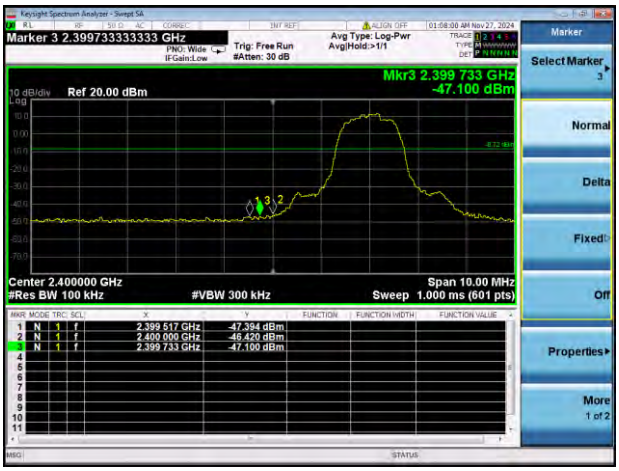

8-DPSK LOW CHANNEL, SPURIOUS
30 MHz ~ 3 GHz

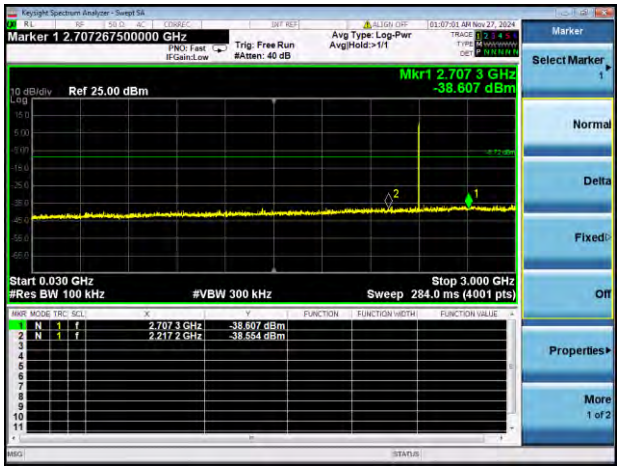

8-DPSK LOW CHANNEL, SPURIOUS
3 GHz ~ 25 GHz

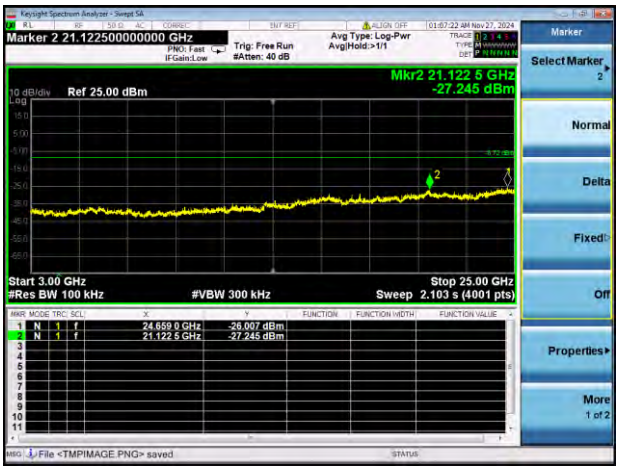

8-DPSK MIDDLE CHANNEL, CARRIER LEVEL

8-DPSK MIDDLE CHANNEL, SPURIOUS
30 MHz ~ 3 GHz

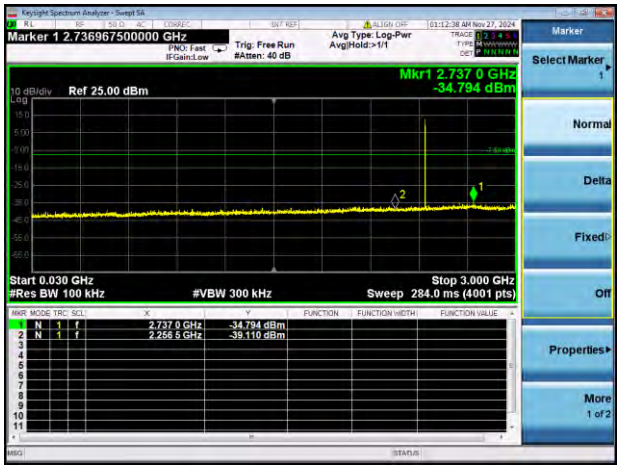

8-DPSK MIDDLE CHANNEL, SPURIOUS
3 GHz ~ 25 GHz

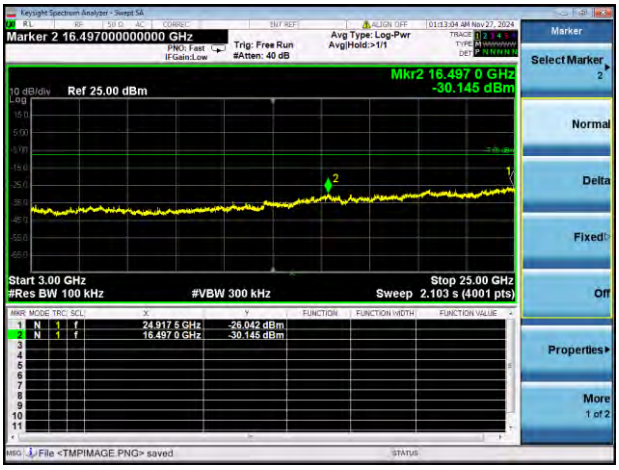

8-DPSK HIGH CHANNEL, CARRIER LEVEL

8-DPSK HIGH CHANNEL, BAND EDGE

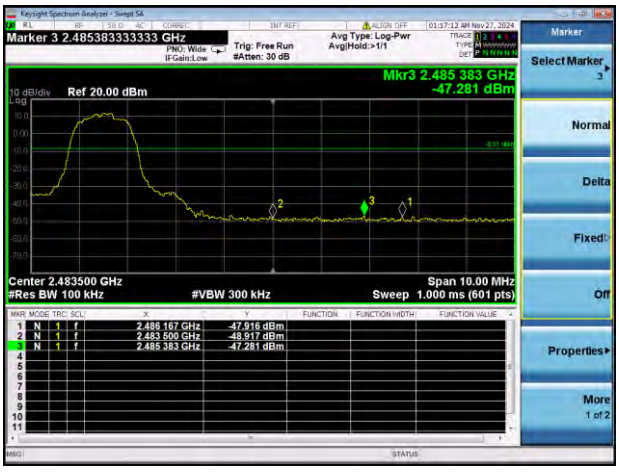

8-DPSK HIGH CHANNEL, SPURIOUS
30 MHz ~ 3 GHz

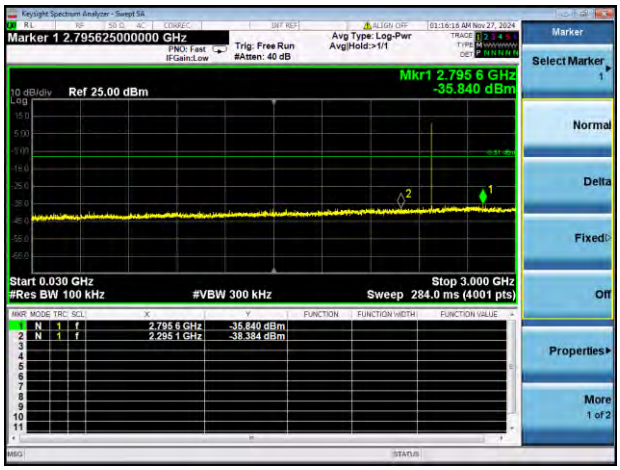

8-DPSK HIGH CHANNEL, SPURIOUS
3 GHz ~ 25 GHz

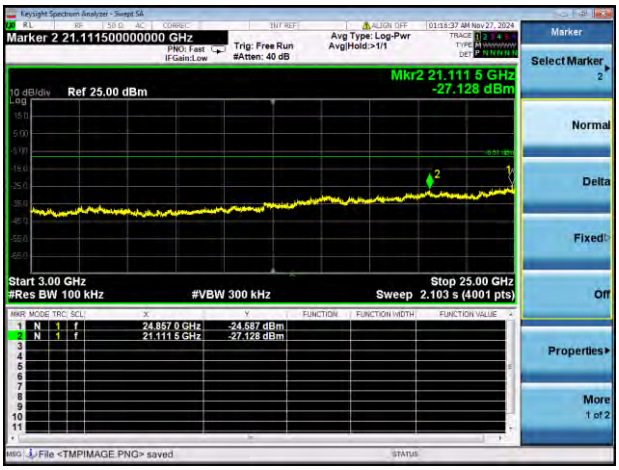

GFSK HOPPING, CARRIER LEVEL

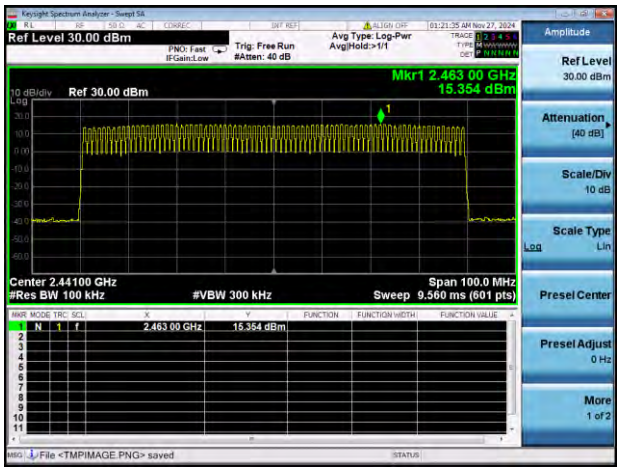

GFSK HOPPING BAND EDGE (LOW)

GFSK HOPPING BAND EDGE (HIGH)

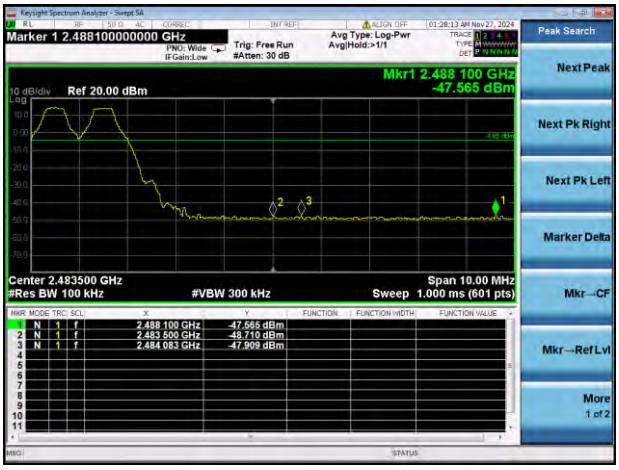

GFSK Hopping Mode, SPURIOUS
30 MHz ~ 3 GHz

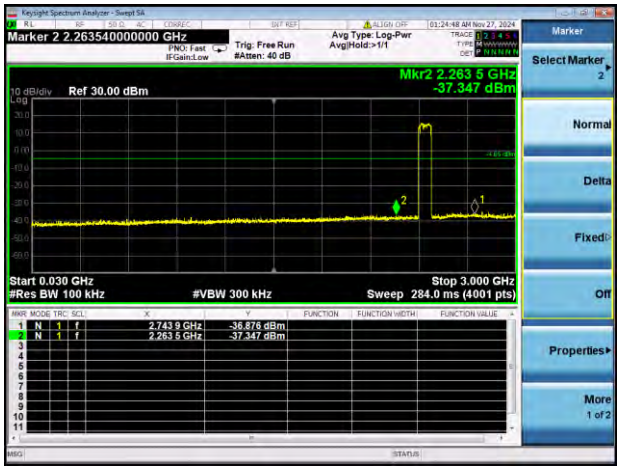

GFSK Hopping Mode, SPURIOUS
3GHz ~ 25 GHz

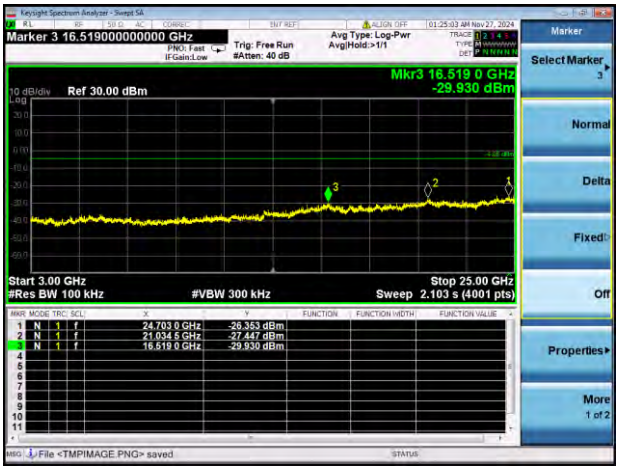

8-DPSK HOPPING, CARRIER LEVEL

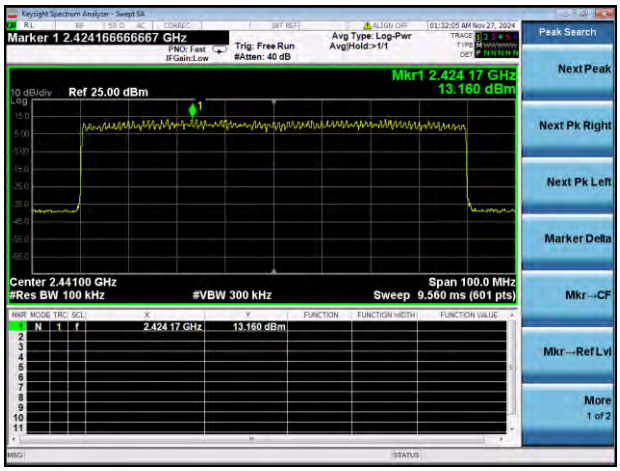

8-DPSK Hopping BAND EDGE (LOW)

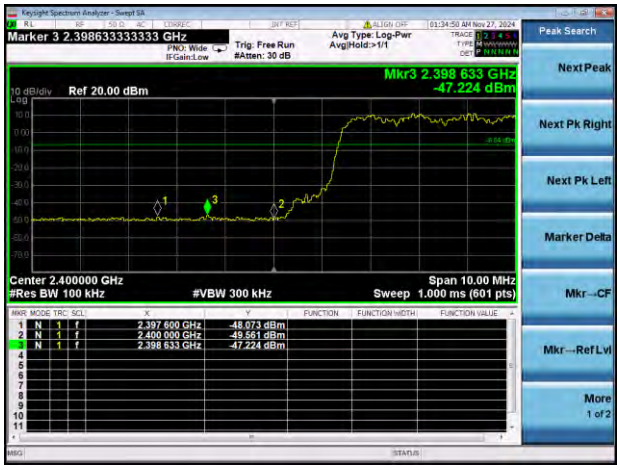

8-DPSK Hopping BAND EDGE (HIGH)

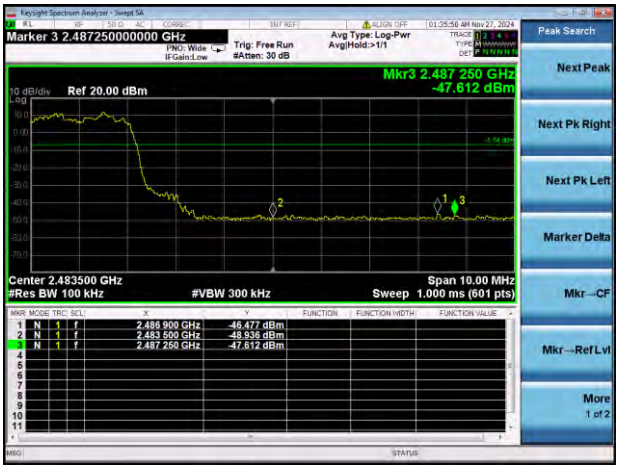

8-DPSK Hopping Mode, SPURIOUS 30 MHz ~ 3 GHz

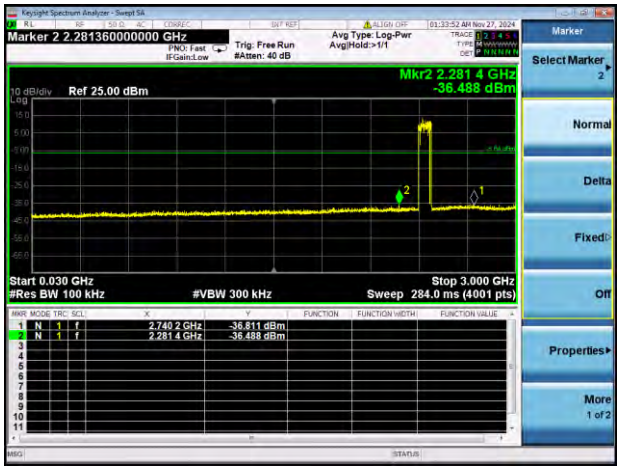

8-DPSK Hopping Mode, SPURIOUS 3GHz ~ 25 GHz

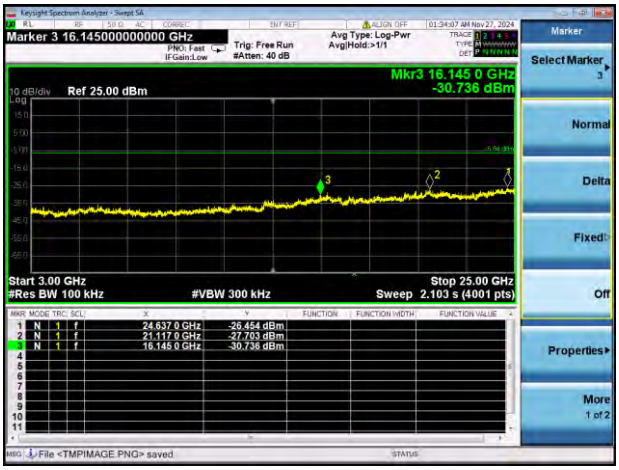

A.7 Conducted Emissions

Note [1]: The EUT is working in the Normal link mode. All modes have been tested and normal link mode is worst.

Note [2]: Devices subject to Part 15 must be tested for all available U.S. voltages and frequencies (such as a nominal 120 VAC, 60 Hz and 240 VAC, 50 Hz) for which the device is capable of operation. So, The configuration 120 VAC, 60 Hz and 240 VAC, 50 Hz were tested respectively, but only the worst configuration (120 VAC, 60 Hz) shown here.

Note [3]: Results (dBuV) = Original reading level of Spectrum Analyzer (dBuV) + Factor (dB)

Test Data and Plots

PHASE L

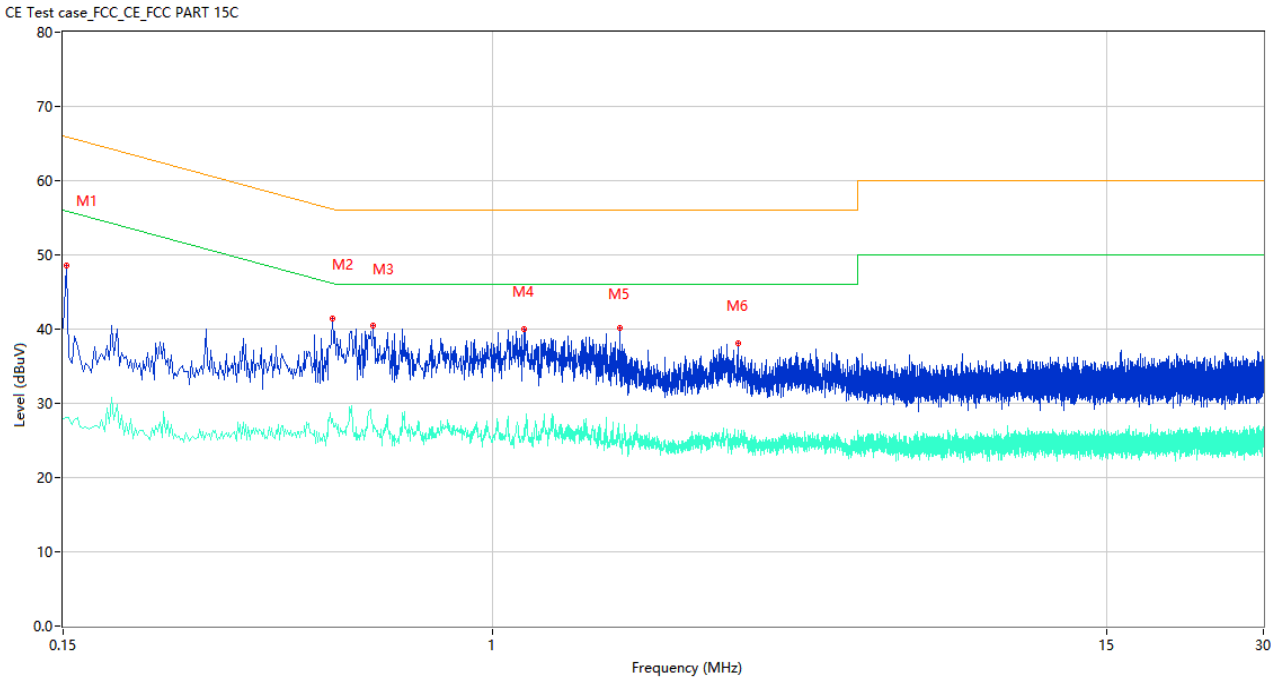

No.	Frequency (MHz)	Results (dBuV)	Factor (dB)	Limit (dBuV)	Margin (dB)	Detector	Line	Verdict
1	0.152	48.60	9.78	65.89	17.29	Peak	L	Pass
1**	0.152	28.10	9.78	55.89	27.79	AV	L	Pass
2	0.492	41.40	9.99	56.13	14.73	Peak	L	Pass
2**	0.492	27.91	9.99	46.13	18.22	AV	L	Pass
3	0.590	40.50	10.14	56.00	15.50	Peak	L	Pass
3**	0.590	26.14	10.14	46.00	19.86	AV	L	Pass
4	1.148	40.06	10.40	56.00	15.94	Peak	L	Pass
4**	1.148	26.59	10.40	46.00	19.41	AV	L	Pass
5	1.748	40.24	10.15	56.00	15.76	Peak	L	Pass
5**	1.748	25.88	10.15	46.00	20.12	AV	L	Pass
6	2.948	38.15	10.19	56.00	17.85	Peak	L	Pass
6**	2.948	25.95	10.19	46.00	20.05	AV	L	Pass

PHASE N

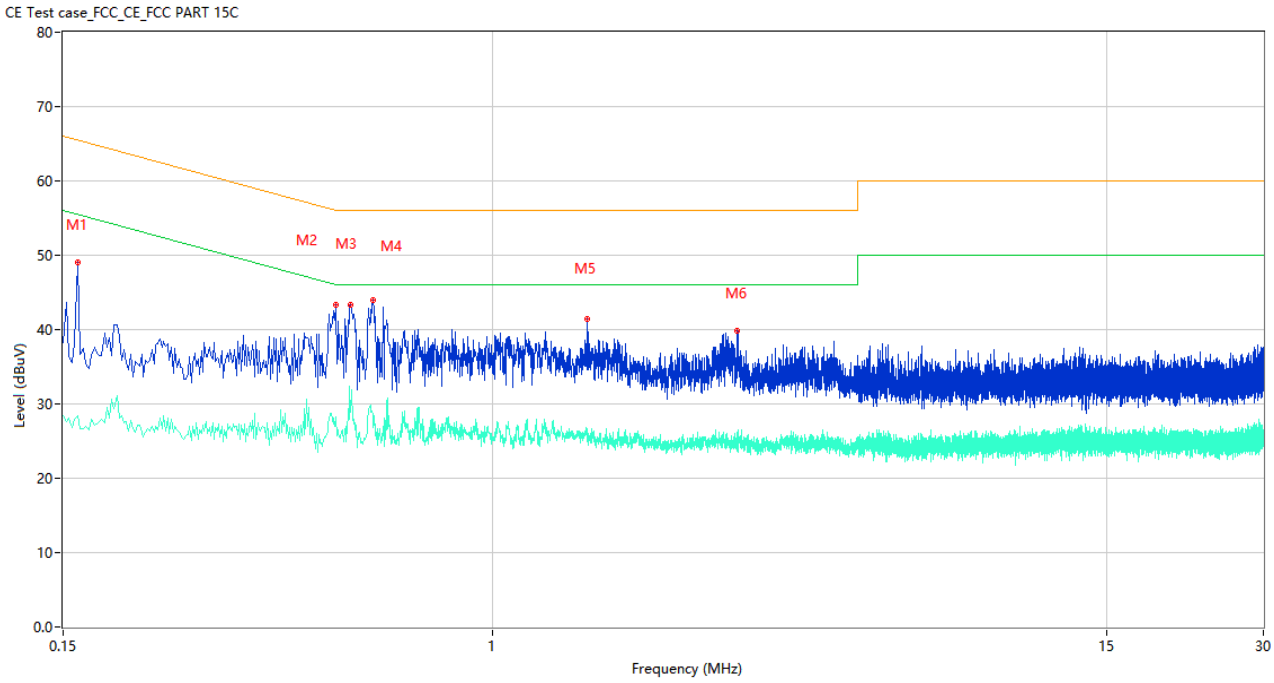

No.	Frequency (MHz)	Results (dBuV)	Factor (dB)	Limit (dBuV)	Margin (dB)	Detector	Line	Verdict
1	0.160	49.12	9.78	65.46	16.34	Peak	N	Pass
1**	0.160	28.44	9.78	55.46	27.02	AV	N	Pass
2	0.500	43.36	9.98	56.00	12.64	Peak	N	Pass
2**	0.500	28.21	9.98	46.00	17.79	AV	N	Pass
3	0.534	43.33	10.01	56.00	12.67	Peak	N	Pass
3**	0.534	28.91	10.01	46.00	17.09	AV	N	Pass
4	0.588	43.98	10.13	56.00	12.02	Peak	N	Pass
4**	0.588	28.61	10.13	46.00	17.39	AV	N	Pass
5	1.518	41.42	10.22	56.00	14.58	Peak	N	Pass
5**	1.518	26.71	10.22	46.00	19.29	AV	N	Pass
6	2.944	39.85	10.18	56.00	16.15	Peak	N	Pass
6**	2.944	26.05	10.18	46.00	19.95	AV	N	Pass

A.8 Radiated Spurious Emission

Note [1]: The symbol of "--" in the table which means not application.

Note [2]: For the test data above 1 GHz, according the ANSI C63.10-2013, where limits are specified for both average and peak (or quasi-peak) detector functions, if the peak (or quasi-peak) measured value complies with the average limit, it is unnecessary to perform an average measurement.

Note [3]: The EUT is working in the Normal link mode below 1 GHz. All modes have been tested and DH5-Hopping mode is the worst.

Note [4]: Results (dBuV/m) = Original reading level of Spectrum Analyzer (dBuV/m) + Factor (dB)

The low frequency, which started from 9 kHz to 30 MHz, was pre-scanned and the result which was 20 dB lower than the limit line per 15.31(o) was not reported.

Test Data and Plots

30 MHz to 1 GHz, ANT H

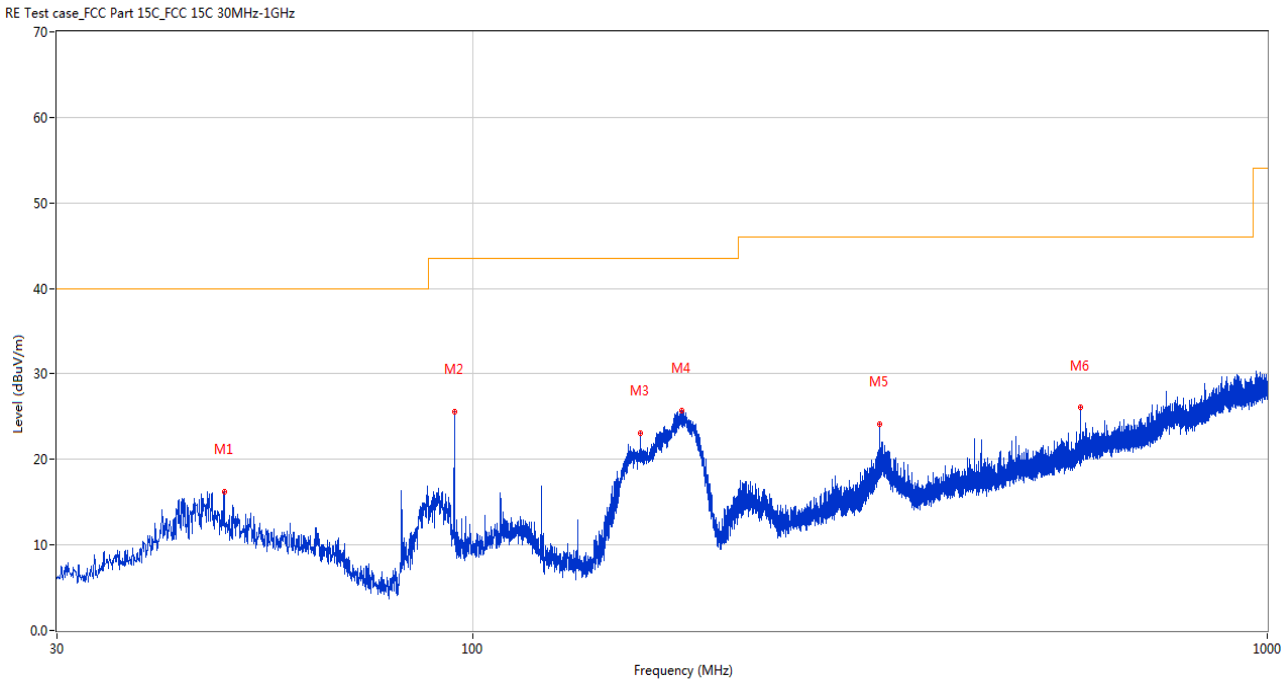

No.	Frequency (MHz)	Results (dBuV/m)	Factor (dB)	Limit (dBuV/m)	Margin (dB)	Detector	Table (Degree)	Height (cm)	Antenna	Verdict
1	48.721	16.23	-25.16	40.0	23.77	Peak	78.30	200	Horizontal	Pass
2	94.941	25.57	-27.59	43.5	17.93	Peak	2.50	200	Horizontal	Pass
3	162.745	23.06	-28.89	43.5	20.44	Peak	78.30	200	Horizontal	Pass
4	183.454	25.72	-27.46	43.5	17.78	Peak	97.50	200	Horizontal	Pass
5	325.414	24.11	-22.60	46.0	21.89	Peak	114.20	100	Horizontal	Pass
6	581.978	26.04	-15.95	46.0	19.96	Peak	103.60	200	Horizontal	Pass

30 MHz to 1 GHz, ANT V

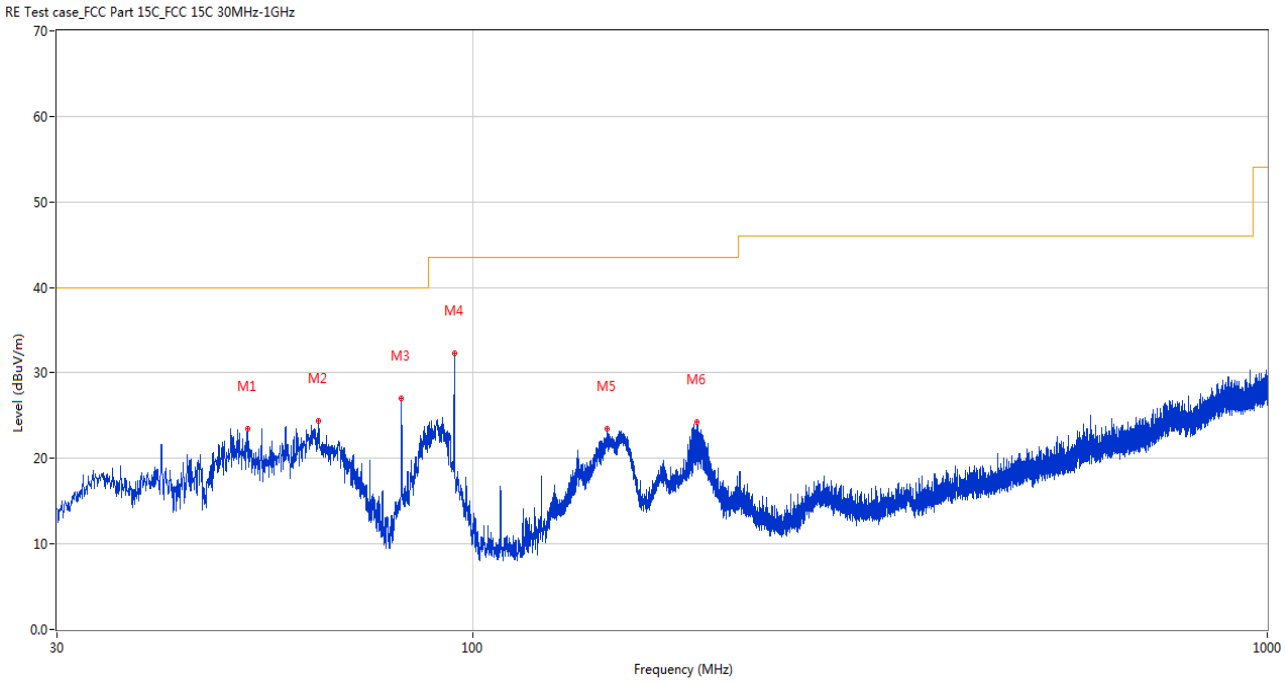

No.	Frequency (MHz)	Results (dBuV/m)	Factor (dB)	Limit (dBuV/m)	Margin (dB)	Detector	Table (Degree)	Height (cm)	Antenna	Verdict
1	52.068	23.46	-24.77	40.0	16.54	Peak	358.40	100	Vertical	Pass
2	64.047	24.37	-27.00	40.0	15.63	Peak	191.00	100	Vertical	Pass
3	81.362	27.02	-31.42	40.0	12.98	Peak	255.10	100	Vertical	Pass
4	94.893	32.33	-27.60	43.5	11.17	Peak	45.30	100	Vertical	Pass
5	147.516	23.45	-29.92	43.5	20.05	Peak	360.00	100	Vertical	Pass
6	191.360	24.30	-26.47	43.5	19.20	Peak	358.40	100	Vertical	Pass

Note [1]: The marked spikes near 2400 MHz with circle should be ignored because they are Fundamental signal.

Note [2]: The spurious from 18GHz-25GHz is noise only, do not show on the report.

Antenna 8

GFSK LOW CHANNEL 1 GHz to 18 GHz, ANT H

No.	Frequency (MHz)	Results (dBuV/m)	Limit (dBuV/m)	Margin (dB)	Detector	Table (Degree)	Height (cm)	Antenna	Verdict
1	1338.694	42.85	74.0	31.15	Peak	81.00	200	Horizontal	Pass
1**	1338.694	31.12	54.0	22.88	AV	81.00	200	Horizontal	Pass
2	2974.159	53.41	74.0	20.59	Peak	62.00	100	Horizontal	Pass
2**	2974.159	41.34	54.0	12.66	AV	62.00	100	Horizontal	Pass
3	4918.120	48.09	74.0	25.91	Peak	144.00	200	Horizontal	Pass
3**	4918.120	39.14	54.0	14.86	AV	144.00	200	Horizontal	Pass
4	7630.696	55.06	74.0	18.94	Peak	244.00	100	Horizontal	Pass
4**	7630.696	41.81	54.0	12.19	AV	244.00	100	Horizontal	Pass
5	12476.708	50.43	74.0	23.57	Peak	153.00	400	Horizontal	Pass
5**	12476.708	45.45	54.0	8.55	AV	153.00	400	Horizontal	Pass
6	16861.933	55.94	74.0	18.06	Peak	234.00	400	Horizontal	Pass
6**	16861.933	43.77	54.0	10.23	AV	234.00	400	Horizontal	Pass

GFSK LOW CHANNEL 1 GHz to 18 GHz, ANT V

No.	Frequency (MHz)	Results (dBuV/m)	Limit (dBuV/m)	Margin (dB)	Detector	Table (Degree)	Height (cm)	Antenna	Verdict
1	1466.921	43.13	74.0	30.87	Peak	60.00	400	Vertical	Pass
1**	1466.921	29.69	54.0	24.31	AV	60.00	400	Vertical	Pass
2	2993.630	49.26	74.0	24.74	Peak	226.00	200	Vertical	Pass
2**	2993.630	43.26	54.0	10.74	AV	226.00	200	Vertical	Pass
3	4819.289	48.21	74.0	25.79	Peak	171.00	200	Vertical	Pass
3**	4819.289	40.19	54.0	13.81	AV	171.00	200	Vertical	Pass
4	7969.129	55.96	74.0	18.04	Peak	320.00	200	Vertical	Pass
4**	7969.129	42.10	54.0	11.90	AV	320.00	200	Vertical	Pass
5	12443.313	52.86	74.0	21.14	Peak	270.00	300	Vertical	Pass
5**	12443.313	46.39	54.0	7.61	AV	270.00	300	Vertical	Pass
6	17454.180	55.58	74.0	18.42	Peak	323.00	200	Vertical	Pass
6**	17454.180	47.33	54.0	6.67	AV	323.00	200	Vertical	Pass

GFSK MIDDLE CHANNEL 1 GHz to 18 GHz, ANT H

No.	Frequency (MHz)	Results (dBuV/m)	Limit (dBuV/m)	Margin (dB)	Detector	Table (Degree)	Height (cm)	Antenna	Verdict
1	1334.646	39.67	74.0	34.33	Peak	46.00	100	Horizontal	Pass
1**	1334.646	30.49	54.0	23.51	AV	46.00	100	Horizontal	Pass
2	2975.258	48.93	74.0	25.07	Peak	62.00	200	Horizontal	Pass
2**	2975.258	38.42	54.0	15.58	AV	62.00	200	Horizontal	Pass
3	4919.700	51.75	74.0	22.25	Peak	285.00	200	Horizontal	Pass
3**	4919.700	37.58	54.0	16.42	AV	285.00	200	Horizontal	Pass
4	7627.756	50.75	74.0	23.25	Peak	274.00	400	Horizontal	Pass
4**	7627.756	44.14	54.0	9.86	AV	274.00	400	Horizontal	Pass
5	12473.649	53.70	74.0	20.30	Peak	79.00	400	Horizontal	Pass
5**	12473.649	46.01	54.0	7.99	AV	79.00	400	Horizontal	Pass
6	16857.888	52.70	74.0	21.30	Peak	67.00	400	Horizontal	Pass
6**	16857.888	48.03	54.0	5.97	AV	67.00	400	Horizontal	Pass

GFSK MIDDLE CHANNEL 1 GHz to 18 GHz, ANT V

No.	Frequency (MHz)	Results (dBuV/m)	Limit (dBuV/m)	Margin (dB)	Detector	Table (Degree)	Height (cm)	Antenna	Verdict
1	1466.229	41.27	74.0	32.73	Peak	190.00	200	Vertical	Pass
1**	1466.229	30.67	54.0	23.33	AV	190.00	200	Vertical	Pass
2	2992.270	49.22	74.0	24.78	Peak	69.00	200	Vertical	Pass
2**	2992.270	40.10	54.0	13.90	AV	69.00	200	Vertical	Pass
3	4823.324	50.59	74.0	23.41	Peak	36.00	200	Vertical	Pass
3**	4823.324	40.02	54.0	13.98	AV	36.00	200	Vertical	Pass
4	7965.829	55.52	74.0	18.48	Peak	187.00	100	Vertical	Pass
4**	7965.829	46.11	54.0	7.89	AV	187.00	100	Vertical	Pass
5	12446.835	50.37	74.0	23.63	Peak	251.00	400	Vertical	Pass
5**	12446.835	41.96	54.0	12.04	AV	251.00	400	Vertical	Pass
6	17457.933	56.58	74.0	17.42	Peak	169.00	400	Vertical	Pass
6**	17457.933	45.45	54.0	8.55	AV	169.00	400	Vertical	Pass

GFSK HIGH CHANNEL 1 GHz to 18 GHz, ANT H

No.	Frequency (MHz)	Results (dBuV/m)	Limit (dBuV/m)	Margin (dB)	Detector	Table (Degree)	Height (cm)	Antenna	Verdict
1	1335.547	44.33	74.0	29.67	Peak	195.00	400	Horizontal	Pass
1**	1335.547	29.88	54.0	24.12	AV	195.00	400	Horizontal	Pass
2	2974.677	53.15	74.0	20.85	Peak	144.00	100	Horizontal	Pass
2**	2974.677	38.59	54.0	15.41	AV	144.00	100	Horizontal	Pass
3	4912.470	48.91	74.0	25.09	Peak	278.00	200	Horizontal	Pass
3**	4912.470	38.23	54.0	15.77	AV	278.00	200	Horizontal	Pass
4	7631.245	52.48	74.0	21.52	Peak	114.00	400	Horizontal	Pass
4**	7631.245	43.59	54.0	10.41	AV	114.00	400	Horizontal	Pass
5	12477.034	51.67	74.0	22.33	Peak	213.00	300	Horizontal	Pass
5**	12477.034	43.83	54.0	10.17	AV	213.00	300	Horizontal	Pass
6	16862.479	53.68	74.0	20.32	Peak	213.00	300	Horizontal	Pass
6**	16862.479	44.28	54.0	9.72	AV	213.00	300	Horizontal	Pass

GFSK HIGH CHANNEL 1 GHz to 18 GHz, ANT V

No.	Frequency (MHz)	Results (dBuV/m)	Limit (dBuV/m)	Margin (dB)	Detector	Table (Degree)	Height (cm)	Antenna	Verdict
1	1461.368	43.48	74.0	30.52	Peak	124.00	100	Vertical	Pass
1**	1461.368	30.05	54.0	23.95	AV	124.00	100	Vertical	Pass
2	2990.176	49.71	74.0	24.29	Peak	173.00	300	Vertical	Pass
2**	2990.176	39.34	54.0	14.66	AV	173.00	300	Vertical	Pass
3	4823.633	48.96	74.0	25.04	Peak	341.00	200	Vertical	Pass
3**	4823.633	42.20	54.0	11.80	AV	341.00	200	Vertical	Pass
4	7965.917	54.19	74.0	19.81	Peak	194.00	300	Vertical	Pass
4**	7965.917	42.05	54.0	11.95	AV	194.00	300	Vertical	Pass
5	12447.878	51.16	74.0	22.84	Peak	6.00	200	Vertical	Pass
5**	12447.878	44.12	54.0	9.88	AV	6.00	200	Vertical	Pass
6	17459.028	54.56	74.0	19.44	Peak	217.00	100	Vertical	Pass
6**	17459.028	45.63	54.0	8.37	AV	217.00	100	Vertical	Pass

8-DPSK LOW CHANNEL 1 GHz to 18 GHz, ANT H

No.	Frequency (MHz)	Results (dBuV/m)	Limit (dBuV/m)	Margin (dB)	Detector	Table (Degree)	Height (cm)	Antenna	Verdict
1	1288.973	40.40	74.0	33.60	Peak	166.00	400	Horizontal	Pass
1**	1288.973	30.27	54.0	23.73	AV	166.00	400	Horizontal	Pass
2	2768.023	50.78	74.0	23.22	Peak	79.00	400	Horizontal	Pass
2**	2768.023	40.07	54.0	13.93	AV	79.00	400	Horizontal	Pass
3	5169.718	52.04	74.0	21.96	Peak	23.00	200	Horizontal	Pass
3**	5169.718	42.94	54.0	11.06	AV	23.00	200	Horizontal	Pass
4	6806.039	55.07	74.0	18.93	Peak	41.00	300	Horizontal	Pass
4**	6806.039	44.37	54.0	9.63	AV	41.00	300	Horizontal	Pass
5	13466.818	55.51	74.0	18.49	Peak	102.00	300	Horizontal	Pass
5**	13466.818	48.26	54.0	5.74	AV	102.00	300	Horizontal	Pass
6	17467.141	58.99	74.0	15.01	Peak	221.00	400	Horizontal	Pass
6**	17467.141	47.84	54.0	6.16	AV	221.00	400	Horizontal	Pass

8-DPSK LOW CHANNEL 1 GHz to 18 GHz, ANT V

No.	Frequency (MHz)	Results (dBuV/m)	Limit (dBuV/m)	Margin (dB)	Detector	Table (Degree)	Height (cm)	Antenna	Verdict
1	1284.279	43.33	74.0	30.67	Peak	155.00	400	Vertical	Pass
1**	1284.279	36.08	54.0	17.92	AV	155.00	400	Vertical	Pass
2	2771.567	56.44	74.0	17.56	Peak	342.00	300	Vertical	Pass
2**	2771.567	43.85	54.0	10.15	AV	342.00	300	Vertical	Pass
3	5161.065	55.59	74.0	18.41	Peak	33.00	200	Vertical	Pass
3**	5161.065	42.79	54.0	11.21	AV	33.00	200	Vertical	Pass
4	6808.694	55.68	74.0	18.32	Peak	301.00	400	Vertical	Pass
4**	6808.694	46.99	54.0	7.01	AV	301.00	400	Vertical	Pass
5	13468.343	55.13	74.0	18.87	Peak	192.00	200	Vertical	Pass
5**	13468.343	40.92	54.0	13.08	AV	192.00	200	Vertical	Pass
6	17461.259	57.69	74.0	16.31	Peak	344.00	300	Vertical	Pass
6**	17461.259	45.42	54.0	8.58	AV	344.00	300	Vertical	Pass

8-DPSK MIDDLE CHANNEL 1 GHz to 18 GHz, ANT H

No.	Frequency (MHz)	Results (dBuV/m)	Limit (dBuV/m)	Margin (dB)	Detector	Table (Degree)	Height (cm)	Antenna	Verdict
1	1286.314	42.27	74.0	31.73	Peak	124.00	400	Horizontal	Pass
1**	1286.314	31.67	54.0	22.33	AV	124.00	400	Horizontal	Pass
2	2774.258	53.76	74.0	20.24	Peak	343.00	400	Horizontal	Pass
2**	2774.258	41.18	54.0	12.82	AV	343.00	400	Horizontal	Pass
3	5170.783	52.00	74.0	22.00	Peak	115.00	200	Horizontal	Pass
3**	5170.783	45.01	54.0	8.99	AV	115.00	200	Horizontal	Pass
4	6809.609	52.91	74.0	21.09	Peak	147.00	200	Horizontal	Pass
4**	6809.609	48.48	54.0	5.52	AV	147.00	200	Horizontal	Pass
5	13467.237	54.57	74.0	19.43	Peak	202.00	100	Horizontal	Pass
5**	13467.237	47.69	54.0	6.31	AV	202.00	100	Horizontal	Pass
6	17463.577	56.38	74.0	17.62	Peak	65.00	400	Horizontal	Pass
6**	17463.577	44.96	54.0	9.04	AV	65.00	400	Horizontal	Pass

8-DPSK MIDDLE CHANNEL 1 GHz to 18 GHz, ANT V

No.	Frequency (MHz)	Results (dBuV/m)	Limit (dBuV/m)	Margin (dB)	Detector	Table (Degree)	Height (cm)	Antenna	Verdict
1	1280.645	45.75	74.0	28.25	Peak	160.00	100	Vertical	Pass
1**	1280.645	32.39	54.0	21.61	AV	160.00	100	Vertical	Pass
2	2767.983	52.81	74.0	21.19	Peak	49.00	200	Vertical	Pass
2**	2767.983	48.00	54.0	6.00	AV	49.00	200	Vertical	Pass
3	5165.771	56.97	74.0	17.03	Peak	214.00	200	Vertical	Pass
3**	5165.771	40.93	54.0	13.07	AV	214.00	200	Vertical	Pass
4	6805.038	54.51	74.0	19.49	Peak	255.00	300	Vertical	Pass
4**	6805.038	42.84	54.0	11.16	AV	255.00	300	Vertical	Pass
5	13470.729	52.81	74.0	21.19	Peak	253.00	300	Vertical	Pass
5**	13470.729	41.62	54.0	12.38	AV	253.00	300	Vertical	Pass
6	17466.607	59.76	74.0	14.24	Peak	306.00	200	Vertical	Pass
6**	17466.607	46.32	54.0	7.68	AV	306.00	200	Vertical	Pass

8-DPSK HIGH CHANNEL 1 GHz to 18 GHz, ANT H

No.	Frequency (MHz)	Results (dBuV/m)	Limit (dBuV/m)	Margin (dB)	Detector	Table (Degree)	Height (cm)	Antenna	Verdict
1	1285.248	40.29	74.0	33.71	Peak	46.00	400	Horizontal	Pass
1**	1285.248	35.26	54.0	18.74	AV	46.00	400	Horizontal	Pass
2	2772.773	49.00	74.0	25.00	Peak	270.00	100	Horizontal	Pass
2**	2772.773	42.54	54.0	11.46	AV	270.00	100	Horizontal	Pass
3	5168.038	51.78	74.0	22.22	Peak	349.00	200	Horizontal	Pass
3**	5168.038	43.06	54.0	10.94	AV	349.00	200	Horizontal	Pass
4	6802.490	57.71	74.0	16.29	Peak	297.00	300	Horizontal	Pass
4**	6802.490	43.62	54.0	10.38	AV	297.00	300	Horizontal	Pass
5	13464.529	55.53	74.0	18.47	Peak	235.00	300	Horizontal	Pass
5**	13464.529	45.68	54.0	8.32	AV	235.00	300	Horizontal	Pass
6	17463.432	55.23	74.0	18.77	Peak	360.00	400	Horizontal	Pass
6**	17463.432	43.73	54.0	10.27	AV	360.00	400	Horizontal	Pass

8-DPSK HIGH CHANNEL 1 GHz to 18 GHz, ANT V

No.	Frequency (MHz)	Results (dBuV/m)	Limit (dBuV/m)	Margin (dB)	Detector	Table (Degree)	Height (cm)	Antenna	Verdict
1	1286.596	42.97	74.0	31.03	Peak	331.00	400	Vertical	Pass
1**	1286.596	35.93	54.0	18.07	AV	331.00	400	Vertical	Pass
2	2770.593	55.82	74.0	18.18	Peak	59.00	300	Vertical	Pass
2**	2770.593	43.54	54.0	10.46	AV	59.00	300	Vertical	Pass
3	5163.875	57.20	74.0	16.80	Peak	10.00	200	Vertical	Pass
3**	5163.875	43.26	54.0	10.74	AV	10.00	200	Vertical	Pass
4	6806.228	54.55	74.0	19.45	Peak	139.00	400	Vertical	Pass
4**	6806.228	44.25	54.0	9.75	AV	139.00	400	Vertical	Pass
5	13469.500	52.23	74.0	21.77	Peak	215.00	200	Vertical	Pass
5**	13469.500	44.31	54.0	9.69	AV	215.00	200	Vertical	Pass
6	17461.016	59.85	74.0	14.15	Peak	232.00	200	Vertical	Pass
6**	17461.016	46.96	54.0	7.04	AV	232.00	200	Vertical	Pass

Antenna 9

GFSK LOW CHANNEL 1 GHz to 18 GHz, ANT H

No.	Frequency (MHz)	Results (dBuV/m)	Limit (dBuV/m)	Margin (dB)	Detector	Table (Degree)	Height (cm)	Antenna	Verdict
1	1332.689	44.80	74.0	29.20	Peak	131.00	300	Horizontal	Pass
1**	1332.689	31.80	54.0	22.20	AV	131.00	300	Horizontal	Pass
2	2974.853	48.35	74.0	25.65	Peak	342.00	100	Horizontal	Pass
2**	2974.853	43.95	54.0	10.05	AV	342.00	100	Horizontal	Pass
3	4912.383	49.56	74.0	24.44	Peak	131.00	200	Horizontal	Pass
3**	4912.383	38.03	54.0	15.97	AV	131.00	200	Horizontal	Pass
4	7627.274	52.00	74.0	22.00	Peak	360.00	200	Horizontal	Pass
4**	7627.274	41.49	54.0	12.51	AV	360.00	200	Horizontal	Pass
5	12478.864	55.14	74.0	18.86	Peak	23.00	200	Horizontal	Pass
5**	12478.864	46.83	54.0	7.17	AV	23.00	200	Horizontal	Pass
6	16860.739	54.57	74.0	19.43	Peak	268.00	100	Horizontal	Pass
6**	16860.739	44.50	54.0	9.50	AV	268.00	100	Horizontal	Pass

GFSK LOW CHANNEL 1 GHz to 18 GHz, ANT V

No.	Frequency (MHz)	Results (dBuV/m)	Limit (dBuV/m)	Margin (dB)	Detector	Table (Degree)	Height (cm)	Antenna	Verdict
1	1462.397	44.80	74.0	29.20	Peak	182.00	200	Vertical	Pass
1**	1462.397	33.43	54.0	20.57	AV	182.00	200	Vertical	Pass
2	2993.605	49.16	74.0	24.84	Peak	269.00	100	Vertical	Pass
2**	2993.605	39.06	54.0	14.94	AV	269.00	100	Vertical	Pass
3	4820.101	47.30	74.0	26.70	Peak	78.00	200	Vertical	Pass
3**	4820.101	40.48	54.0	13.52	AV	78.00	200	Vertical	Pass
4	7967.076	51.66	74.0	22.34	Peak	170.00	400	Vertical	Pass
4**	7967.076	42.98	54.0	11.02	AV	170.00	400	Vertical	Pass
5	12442.523	51.39	74.0	22.61	Peak	263.00	200	Vertical	Pass
5**	12442.523	44.07	54.0	9.93	AV	263.00	200	Vertical	Pass
6	17459.298	57.90	74.0	16.10	Peak	88.00	400	Vertical	Pass
6**	17459.298	46.18	54.0	7.82	AV	88.00	400	Vertical	Pass

GFSK MIDDLE CHANNEL 1 GHz to 18 GHz, ANT H

No.	Frequency (MHz)	Results (dBuV/m)	Limit (dBuV/m)	Margin (dB)	Detector	Table (Degree)	Height (cm)	Antenna	Verdict
1	1338.388	40.44	74.0	33.56	Peak	214.00	100	Horizontal	Pass
1**	1338.388	29.93	54.0	24.07	AV	214.00	100	Horizontal	Pass
2	2978.094	53.08	74.0	20.92	Peak	358.00	300	Horizontal	Pass
2**	2978.094	43.00	54.0	11.00	AV	358.00	300	Horizontal	Pass
3	4915.257	51.09	74.0	22.91	Peak	32.00	200	Horizontal	Pass
3**	4915.257	40.96	54.0	13.04	AV	32.00	200	Horizontal	Pass
4	7631.465	53.73	74.0	20.27	Peak	283.00	200	Horizontal	Pass
4**	7631.465	41.45	54.0	12.55	AV	283.00	200	Horizontal	Pass
5	12471.996	52.98	74.0	21.02	Peak	30.00	400	Horizontal	Pass
5**	12471.996	43.63	54.0	10.37	AV	30.00	400	Horizontal	Pass
6	16857.317	56.56	74.0	17.44	Peak	11.00	100	Horizontal	Pass
6**	16857.317	43.17	54.0	10.83	AV	11.00	100	Horizontal	Pass

GFSK MIDDLE CHANNEL 1 GHz to 18 GHz, ANT V

No.	Frequency (MHz)	Results (dBuV/m)	Limit (dBuV/m)	Margin (dB)	Detector	Table (Degree)	Height (cm)	Antenna	Verdict
1	1460.170	39.87	74.0	34.13	Peak	279.00	400	Vertical	Pass
1**	1460.170	29.94	54.0	24.06	AV	279.00	400	Vertical	Pass
2	2990.887	48.45	74.0	25.55	Peak	211.00	400	Vertical	Pass
2**	2990.887	38.57	54.0	15.43	AV	211.00	400	Vertical	Pass
3	4819.022	46.79	74.0	27.21	Peak	251.00	200	Vertical	Pass
3**	4819.022	39.23	54.0	14.77	AV	251.00	200	Vertical	Pass
4	7969.392	55.90	74.0	18.10	Peak	164.00	400	Vertical	Pass
4**	7969.392	43.63	54.0	10.37	AV	164.00	400	Vertical	Pass
5	12444.430	50.67	74.0	23.33	Peak	79.00	400	Vertical	Pass
5**	12444.430	43.79	54.0	10.21	AV	79.00	400	Vertical	Pass
6	17459.153	52.84	74.0	21.16	Peak	138.00	400	Vertical	Pass
6**	17459.153	47.61	54.0	6.39	AV	138.00	400	Vertical	Pass

GFSK HIGH CHANNEL 1 GHz to 18 GHz, ANT H

No.	Frequency (MHz)	Results (dBuV/m)	Limit (dBuV/m)	Margin (dB)	Detector	Table (Degree)	Height (cm)	Antenna	Verdict
1	1339.185	43.20	74.0	30.80	Peak	231.00	400	Horizontal	Pass
1**	1339.185	33.27	54.0	20.73	AV	231.00	400	Horizontal	Pass
2	2974.753	50.58	74.0	23.42	Peak	156.00	200	Horizontal	Pass
2**	2974.753	40.19	54.0	13.81	AV	156.00	200	Horizontal	Pass
3	4914.381	51.63	74.0	22.37	Peak	316.00	200	Horizontal	Pass
3**	4914.381	42.25	54.0	11.75	AV	316.00	200	Horizontal	Pass
4	7627.052	52.44	74.0	21.56	Peak	320.00	300	Horizontal	Pass
4**	7627.052	45.33	54.0	8.67	AV	320.00	300	Horizontal	Pass
5	12475.182	50.96	74.0	23.04	Peak	7.00	100	Horizontal	Pass
5**	12475.182	47.33	54.0	6.67	AV	7.00	100	Horizontal	Pass
6	16858.457	53.80	74.0	20.20	Peak	103.00	300	Horizontal	Pass
6**	16858.457	47.84	54.0	6.16	AV	103.00	300	Horizontal	Pass

GFSK HIGH CHANNEL 1 GHz to 18 GHz, ANT V

No.	Frequency (MHz)	Results (dBuV/m)	Limit (dBuV/m)	Margin (dB)	Detector	Table (Degree)	Height (cm)	Antenna	Verdict
1	1460.404	42.10	74.0	31.90	Peak	199.00	400	Vertical	Pass
1**	1460.404	33.90	54.0	20.10	AV	199.00	400	Vertical	Pass
2	2990.531	48.93	74.0	25.07	Peak	335.00	100	Vertical	Pass
2**	2990.531	43.28	54.0	10.72	AV	335.00	100	Vertical	Pass
3	4819.770	48.81	74.0	25.19	Peak	269.00	200	Vertical	Pass
3**	4819.770	38.32	54.0	15.68	AV	269.00	200	Vertical	Pass
4	7966.528	51.99	74.0	22.01	Peak	31.00	300	Vertical	Pass
4**	7966.528	42.73	54.0	11.27	AV	31.00	300	Vertical	Pass
5	12445.136	51.30	74.0	22.70	Peak	149.00	200	Vertical	Pass
5**	12445.136	47.39	54.0	6.61	AV	149.00	200	Vertical	Pass
6	17457.475	55.11	74.0	18.89	Peak	204.00	100	Vertical	Pass
6**	17457.475	48.65	54.0	5.35	AV	204.00	100	Vertical	Pass

8-DPSK LOW CHANNEL 1 GHz to 18 GHz, ANT H

No.	Frequency (MHz)	Results (dBuV/m)	Limit (dBuV/m)	Margin (dB)	Detector	Table (Degree)	Height (cm)	Antenna	Verdict
1	1287.646	43.82	74.0	30.18	Peak	148.00	300	Horizontal	Pass
1**	1287.646	35.46	54.0	18.54	AV	148.00	300	Horizontal	Pass
2	2770.613	53.43	74.0	20.57	Peak	316.00	400	Horizontal	Pass
2**	2770.613	45.24	54.0	8.76	AV	316.00	400	Horizontal	Pass
3	5170.666	50.31	74.0	23.69	Peak	136.00	200	Horizontal	Pass
3**	5170.666	45.74	54.0	8.26	AV	136.00	200	Horizontal	Pass
4	6803.993	57.81	74.0	16.19	Peak	149.00	400	Horizontal	Pass
4**	6803.993	48.53	54.0	5.47	AV	149.00	400	Horizontal	Pass
5	13465.952	55.77	74.0	18.23	Peak	356.00	100	Horizontal	Pass
5**	13465.952	47.18	54.0	6.82	AV	356.00	100	Horizontal	Pass
6	17469.243	57.41	74.0	16.59	Peak	124.00	300	Horizontal	Pass
6**	17469.243	44.04	54.0	9.96	AV	124.00	300	Horizontal	Pass

8-DPSK LOW CHANNEL 1 GHz to 18 GHz, ANT V

No.	Frequency (MHz)	Results (dBuV/m)	Limit (dBuV/m)	Margin (dB)	Detector	Table (Degree)	Height (cm)	Antenna	Verdict
1	1283.924	44.35	74.0	29.65	Peak	345.00	200	Vertical	Pass
1**	1283.924	35.35	54.0	18.65	AV	345.00	200	Vertical	Pass
2	2767.672	52.24	74.0	21.76	Peak	242.00	200	Vertical	Pass
2**	2767.672	48.03	54.0	5.97	AV	242.00	200	Vertical	Pass
3	5160.476	54.16	74.0	19.84	Peak	139.00	200	Vertical	Pass
3**	5160.476	43.12	54.0	10.88	AV	139.00	200	Vertical	Pass
4	6808.248	54.39	74.0	19.61	Peak	221.00	400	Vertical	Pass
4**	6808.248	47.75	54.0	6.25	AV	221.00	400	Vertical	Pass
5	13468.072	55.78	74.0	18.22	Peak	36.00	100	Vertical	Pass
5**	13468.072	43.39	54.0	10.61	AV	36.00	100	Vertical	Pass
6	17464.191	56.50	74.0	17.50	Peak	207.00	400	Vertical	Pass
6**	17464.191	48.40	54.0	5.60	AV	207.00	400	Vertical	Pass

8-DPSK MIDDLE CHANNEL 1 GHz to 18 GHz, ANT H

No.	Frequency (MHz)	Results (dBuV/m)	Limit (dBuV/m)	Margin (dB)	Detector	Table (Degree)	Height (cm)	Antenna	Verdict
1	1284.274	42.29	74.0	31.71	Peak	23.00	400	Horizontal	Pass
1**	1284.274	30.15	54.0	23.85	AV	23.00	400	Horizontal	Pass
2	2774.227	53.52	74.0	20.48	Peak	317.00	100	Horizontal	Pass
2**	2774.227	41.43	54.0	12.57	AV	317.00	100	Horizontal	Pass
3	5169.634	49.33	74.0	24.67	Peak	26.00	200	Horizontal	Pass
3**	5169.634	41.18	54.0	12.82	AV	26.00	200	Horizontal	Pass
4	6804.355	54.40	74.0	19.60	Peak	240.00	400	Horizontal	Pass
4**	6804.355	45.59	54.0	8.41	AV	240.00	400	Horizontal	Pass
5	13467.289	58.35	74.0	15.65	Peak	153.00	100	Horizontal	Pass
5**	13467.289	42.96	54.0	11.04	AV	153.00	100	Horizontal	Pass
6	17466.707	56.06	74.0	17.94	Peak	50.00	100	Horizontal	Pass
6**	17466.707	47.92	54.0	6.08	AV	50.00	100	Horizontal	Pass

8-DPSK MIDDLE CHANNEL 1 GHz to 18 GHz, ANT V

No.	Frequency (MHz)	Results (dBuV/m)	Limit (dBuV/m)	Margin (dB)	Detector	Table (Degree)	Height (cm)	Antenna	Verdict
1	1283.208	43.77	74.0	30.23	Peak	94.00	100	Vertical	Pass
1**	1283.208	32.16	54.0	21.84	AV	94.00	100	Vertical	Pass
2	2767.878	56.20	74.0	17.80	Peak	321.00	200	Vertical	Pass
2**	2767.878	43.54	54.0	10.46	AV	321.00	200	Vertical	Pass
3	5164.752	54.64	74.0	19.36	Peak	328.00	200	Vertical	Pass
3**	5164.752	43.67	54.0	10.33	AV	328.00	200	Vertical	Pass
4	6808.283	51.26	74.0	22.74	Peak	143.00	400	Vertical	Pass
4**	6808.283	47.74	54.0	6.26	AV	143.00	400	Vertical	Pass
5	13465.396	52.86	74.0	21.14	Peak	46.00	100	Vertical	Pass
5**	13465.396	41.47	54.0	12.53	AV	46.00	100	Vertical	Pass
6	17465.894	59.51	74.0	14.49	Peak	148.00	300	Vertical	Pass
6**	17465.894	49.89	54.0	4.11	AV	148.00	300	Vertical	Pass

8-DPSK HIGH CHANNEL 1 GHz to 18 GHz, ANT H

No.	Frequency (MHz)	Results (dBuV/m)	Limit (dBuV/m)	Margin (dB)	Detector	Table (Degree)	Height (cm)	Antenna	Verdict
1	1283.745	39.50	74.0	34.50	Peak	98.00	100	Horizontal	Pass
1**	1283.745	34.93	54.0	19.07	AV	98.00	100	Horizontal	Pass
2	2772.773	52.66	74.0	21.34	Peak	40.00	400	Horizontal	Pass
2**	2772.773	43.33	54.0	10.67	AV	40.00	400	Horizontal	Pass
3	5164.878	51.15	74.0	22.85	Peak	230.00	200	Horizontal	Pass
3**	5164.878	45.64	54.0	8.36	AV	230.00	200	Horizontal	Pass
4	6802.440	52.67	74.0	21.33	Peak	244.00	400	Horizontal	Pass
4**	6802.440	46.83	54.0	7.17	AV	244.00	400	Horizontal	Pass
5	13469.374	54.19	74.0	19.81	Peak	264.00	300	Horizontal	Pass
5**	13469.374	46.15	54.0	7.85	AV	264.00	300	Horizontal	Pass
6	17464.197	58.58	74.0	15.42	Peak	256.00	200	Horizontal	Pass
6**	17464.197	44.68	54.0	9.32	AV	256.00	200	Horizontal	Pass

8-DPSK HIGH CHANNEL 1 GHz to 18 GHz, ANT V

No.	Frequency (MHz)	Results (dBuV/m)	Limit (dBuV/m)	Margin (dB)	Detector	Table (Degree)	Height (cm)	Antenna	Verdict
1	1280.948	44.49	74.0	29.51	Peak	186.00	100	Vertical	Pass
1**	1280.948	31.30	54.0	22.70	AV	186.00	100	Vertical	Pass
2	2775.157	55.28	74.0	18.72	Peak	68.00	300	Vertical	Pass
2**	2775.157	45.34	54.0	8.66	AV	68.00	300	Vertical	Pass
3	5164.467	56.81	74.0	17.19	Peak	344.00	200	Vertical	Pass
3**	5164.467	41.28	54.0	12.72	AV	344.00	200	Vertical	Pass
4	6803.063	55.75	74.0	18.25	Peak	260.00	200	Vertical	Pass
4**	6803.063	46.74	54.0	7.26	AV	260.00	200	Vertical	Pass
5	13464.970	55.43	74.0	18.57	Peak	326.00	200	Vertical	Pass
5**	13464.970	44.90	54.0	9.10	AV	326.00	200	Vertical	Pass
6	17464.391	57.73	74.0	16.27	Peak	249.00	300	Vertical	Pass
6**	17464.391	49.78	54.0	4.22	AV	249.00	300	Vertical	Pass

A.9 Band Edge (Restricted-band band-edge)

Note [1]: The lowest and highest channels are tested to verify the band edge emissions. Please refer to the following the plots for emissions values.

Note [2]: The test data all are tested in the vertical and horizontal antenna which the trace is max hold. So these plots have shown the worst case.

Note [3]: According the ANSI C63.10-2013, where limits are specified for both average and peak (or quasi-peak) detector functions, if the peak (or quasi-peak) measured value complies with the average limit, it is unnecessary to perform an average measurement.

Note [4]: The Level (dBuV/m) has been corrected by factor.

Test Data

Antenna 8

GFSK LOW CHANNEL

No.	Frequency (MHz)	Results (dBuV/m)	Limit (dBuV/m)	Margin (dB)	Detector	Table (Degree)	Height (cm)	Antenna	Verdict
1	2362.271	55.61	74.0	18.39	Peak	305.00	100	Horizontal	Pass
1**	2362.271	45.47	54.0	8.53	AV	305.00	100	Horizontal	Pass
2	2390.000	58.04	74.0	15.96	Peak	278.00	100	Horizontal	Pass
2**	2390.000	45.67	54.0	8.33	AV	278.00	100	Horizontal	Pass

GFSK HIGH CHANNEL

No.	Frequency (MHz)	Results (dBuV/m)	Limit (dBuV/m)	Margin (dB)	Detector	Table (Degree)	Height (cm)	Antenna	Verdict
1	2483.500	56.63	74.0	17.37	Peak	48.00	200	Horizontal	Pass
1**	2483.500	47.03	54.0	6.97	AV	48.00	200	Horizontal	Pass
2	2484.929	60.01	74.0	13.99	Peak	334.00	200	Horizontal	Pass
2**	2484.929	45.28	54.0	8.72	AV	334.00	200	Horizontal	Pass

8-DPSK LOW CHANNEL

No.	Frequency (MHz)	Results (dBuV/m)	Limit (dBuV/m)	Margin (dB)	Detector	Table (Degree)	Height (cm)	Antenna	Verdict
1	2362.201	57.65	74.0	16.35	Peak	268.00	300	Horizontal	Pass
1**	2362.201	46.59	54.0	7.41	AV	268.00	300	Horizontal	Pass
2	2390.000	55.41	74.0	18.59	Peak	208.00	300	Horizontal	Pass
2**	2390.000	48.08	54.0	5.92	AV	208.00	300	Horizontal	Pass

8-DPSK HIGH CHANNEL

No.	Frequency (MHz)	Results (dBuV/m)	Limit (dBuV/m)	Margin (dB)	Detector	Table (Degree)	Height (cm)	Antenna	Verdict
1	2483.500	55.22	74.0	18.78	Peak	232.00	200	Horizontal	Pass
1**	2483.500	47.74	54.0	6.26	AV	232.00	200	Horizontal	Pass
2	2484.541	59.58	74.0	14.42	Peak	210.00	300	Horizontal	Pass
2**	2484.541	45.75	54.0	8.25	AV	210.00	300	Horizontal	Pass

Antenna 9

GFSK LOW CHANNEL

No.	Frequency (MHz)	Results (dBuV/m)	Limit (dBuV/m)	Margin (dB)	Detector	Table (Degree)	Height (cm)	Antenna	Verdict
1	2361.613	58.68	74.0	15.32	Peak	353.00	200	Horizontal	Pass
1**	2361.613	44.52	54.0	9.48	AV	353.00	200	Horizontal	Pass
2	2390.000	55.56	74.0	18.44	Peak	59.00	300	Horizontal	Pass
2**	2390.000	46.05	54.0	7.95	AV	59.00	300	Horizontal	Pass

GFSK HIGH CHANNEL

No.	Frequency (MHz)	Results (dBuV/m)	Limit (dBuV/m)	Margin (dB)	Detector	Table (Degree)	Height (cm)	Antenna	Verdict
1	2483.500	55.13	74.0	18.87	Peak	0.00	300	Horizontal	Pass
1**	2483.500	47.8	54.0	6.20	AV	0.00	300	Horizontal	Pass
2	2484.236	58.71	74.0	15.29	Peak	254.00	100	Horizontal	Pass
2**	2484.236	46.39	54.0	7.61	AV	254.00	100	Horizontal	Pass

8-DPSK LOW CHANNEL

No.	Frequency (MHz)	Results (dBuV/m)	Limit (dBuV/m)	Margin (dB)	Detector	Table (Degree)	Height (cm)	Antenna	Verdict
1	2364.234	55.81	74.0	18.19	Peak	165.00	100	Horizontal	Pass
1**	2364.234	46.96	54.0	7.04	AV	165.00	100	Horizontal	Pass
2	2390.000	56.12	74.0	17.88	Peak	341.00	300	Horizontal	Pass
2**	2390.000	46.09	54.0	7.91	AV	341.00	300	Horizontal	Pass

8-DPSK HIGH CHANNEL

No.	Frequency (MHz)	Results (dBuV/m)	Limit (dBuV/m)	Margin (dB)	Detector	Table (Degree)	Height (cm)	Antenna	Verdict
1	2483.500	57.53	74.0	16.47	Peak	297.00	200	Horizontal	Pass
1**	2483.500	46.56	54.0	7.44	AV	297.00	200	Horizontal	Pass
2	2485.169	57.29	74.0	16.71	Peak	112.00	200	Horizontal	Pass
2**	2485.169	48.3	54.0	5.70	AV	112.00	200	Horizontal	Pass

ANNEX B TEST SETUP PHOTOS

Please refer the document “BL-SZ24B0764-AR.PDF”.

ANNEX C EUT EXTERNAL PHOTOS

Please refer the document “BL-SZ24B0764-AW.PDF”.

ANNEX D EUT INTERNAL PHOTOS

Please refer the document “BL-SZ24B0764-AI.PDF”.

Statement

1. The laboratory guarantees the scientificity, accuracy and impartiality of the test, and is responsible for all the information in the report, except the information provided by the customer. The customer is responsible for the impact of the information provided on the validity of the results.
2. The report without China inspection body and laboratory Mandatory Approval (CMA) mark has no effect of proving to the society.
3. For the report with CNAS mark or A2LA mark, the items marked with "☆" are not within the accredited scope.
4. This report is invalid if it is altered, without the signature of the testing and approval personnel, or without the “inspection and testing dedicated stamp” or test report stamp.
5. The test data and results are only valid for the tested samples provided by the customer.
6. This report shall not be partially reproduced without the written permission of the laboratory.
7. Any objection shall be raised to the laboratory within 30 days after receiving the report.

--END OF REPORT--