
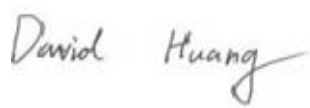



RF EXPOSURE REPORT



Report No.: 16071303-FCC-H2

Supersede Report No.: N/A

Applicant	Shenzhen Konka Telecommunications Technology Co., Ltd.	
Product Name	Smart Phone	
Model No.	R5	
Serial No.	N/A	
Test Standard	FCC 2.1093:2015	
Test Date	November 05 to 21, 2016	
Issue Date	November 21, 2016	
Test Result	<input checked="" type="checkbox"/> Pass <input type="checkbox"/> Fail	
Equipment complied with the specification <input checked="" type="checkbox"/>		
Equipment did not comply with the specification <input type="checkbox"/>		
		
Loren Luo Test Engineer	David Huang Checked By	
This test report may be reproduced in full only Test result presented in this test report is applicable to the tested sample only		

Issued by:

SIEMIC (SHENZHEN-CHINA) LABORATORIES

Zone A, Floor 1, Building 2 Wan Ye Long Technology Park

South Side of Zhoushi Road, Bao' an District, Shenzhen, Guangdong China 518108

Phone: +86 0755 2601 4629801 Email: China@siemic.com.cn

Laboratories Introduction

SIEMIC, headquartered in the heart of Silicon Valley, with superior facilities in US and Asia, is one of the leading independent testing and certification facilities providing customers with one-stop shop services for Compliance Testing and Global Certifications.



In addition to testing and certification, SIEMIC provides initial design reviews and compliance management throughout a project. Our extensive experience with China, Asia Pacific, North America, European, and International compliance requirements, assures the fastest, most cost effective way to attain regulatory compliance for the global markets.

Accreditations for Conformity Assessment

Country/Region	Scope
USA	EMC, RF/Wireless, SAR, Telecom
Canada	EMC, RF/Wireless, SAR, Telecom
Taiwan	EMC, RF, Telecom, SAR, Safety
Hong Kong	RF/Wireless, SAR, Telecom
Australia	EMC, RF, Telecom, SAR, Safety
Korea	EMI, EMS, RF, SAR, Telecom, Safety
Japan	EMI, RF/Wireless, SAR, Telecom
Singapore	EMC, RF, SAR, Telecom
Europe	EMC, RF, SAR, Telecom, Safety

Test Report	16071303-FCC-H2
Page	3 of 10

This page has been left blank intentionally.

CONTENTS

1. REPORT REVISION HISTORY	5
2. CUSTOMER INFORMATION	5
3. TEST SITE INFORMATION	5
4. EQUIPMENT UNDER TEST (EUT) INFORMATION	6
5. FCC §2.1093 - RADIOFREQUENCY RADIATION EXPOSURE EVALUATION: PORTABLE DEVICES.	8
5.1 RF EXPOSURE.....	8
5.2 TEST RESULT	9

1. Report Revision History

Report No.	Report Version	Description	Issue Date
16071303-FCC-H2	NONE	Original	November 21, 2016

2. Customer information

Applicant Name	Shenzhen Konka Telecommunications Technology Co., Ltd.
Applicant Add	No.9008 Shennan Road,Overseas Chinese Town, ShenZhen, Guangdong,China
Manufacturer	Shenzhen Konka Telecommunications Technology Co.,Ltd.
Manufacturer Add	No.9008 Shennan Road,Overseas Chinese Town, Shenzhen, Guangdong,China

3. Test site information

Lab performing tests	SIEMIC (Shenzhen-China) LABORATORIES
Lab Address	Zone A, Floor 1, Building 2 Wan Ye Long Technology Park South Side of Zhoushi Road, Bao' an District, Shenzhen, Guangdong China 518108
FCC Test Site No.	718246
IC Test Site No.	4842E-1
Test Software	Radiated Emission Program-To Shenzhen v2.0

4. Equipment under Test (EUT) Information

Description of EUT: Smart Phone

Main Model: R5

Serial Model: N/A

Date EUT received: November 04, 2016

Test Date(s): November 05 to 21, 2016

Antenna Gain:

GSM850: -0.09dBi
 GSM900: -0.01dBi(This is CE frequency)
 GSM1800: 0.93dBi(This is CE frequency)
 PCS1900: 0.99dBi
 UMTS-FDD Band II:0.93dBi
 UMTS-FDD Band VIII:-0.01dBi(This is CE frequency)
 LTE Band I:0.97dBi(This is CE frequency)
 LTE Band III: 0.93dBi(This is CE frequency)
 LTE Band IV: -0.41dBi
 Bluetooth/BLE/WIFI:2.01dBi
 GPS:2.01dBi

Antenna Type: PIFA antenna

Type of Modulation:

GSM / GPRS: GMSK
 EGPRS: GMSK,8PSK
 UMTS-FDD: QPSK
 LTE Band: QPSK, 16QAM
 802.11b/g/n: DSSS, OFDM
 Bluetooth: GFSK, π /4DQPSK, 8DPSK
 BLE: GFSK
 GPS:BPSK

Test Report	16071303-FCC-H2
Page	7 of 10

GSM850 TX: 824.2 ~ 848.8 MHz; RX: 869.2 ~ 893.8 MHz
 PCS1900 TX: 1850.2 ~ 1909.8 MHz; RX: 1930.2 ~ 1989.8 MHz
 EGSM900 TX:880-915 MHz; RX: 925-960MHz(This is CE frequency)
 DCS1800 TX:1710-1785MHz;RX:1805-1880MHz(This is CE frequency)
 UMTS-FDD Band II TX:1852.4 ~ 1907.6 MHz; RX: 1932.4 ~ 1987.6 MHz
 UMTS-FDD Band VIII: TX:880-915 MHz ;
 RX:925-960 MHz (This is CE frequency)

RF Operating Frequency (ies):

LTE Band I TX:1920-1980MHz;RX:2110-2170MHz(This is CE frequency)
 LTE Band III TX:1710-1785MHz;RX:1805-1880MHz(This is CE frequency)
 LTE Band IV TX: 1710.7 ~ 1754.3 MHz; RX : 2110.7 ~ 2154.3 MHz
 WIFI: 802.11b/g/n(20M): 2412-2462 MHz
 WIFI: 802.11n(40M): 2422-2452 MHz
 Bluetooth& BLE: 2402-2480 MHz
 GPS: 1575.42 MHz

Number of Channels:

GSM 850: 124CH
 PCS1900: 299CH
 UMTS-FDD Band II: 277CH
 WIFI :802.11b/g/n(20M): 11CH
 WIFI :802.11n(40M): 7CH
 Bluetooth: 79CH
 BLE: 40CH
 GPS:1CH

Port:

USB Port, Earphone Port

Input Power:

Adapter:
 Model: U0B2E0A050100
 Input: AC100-240V~50/60Hz,150mA
 Output: DC 5.0V,1A
 Battery:
 Model: KLB210N340
 Capacity:3.8V,2000mAh,7.6Wh
 Limited charger voltage:4.35V

Trade Name :

KONKA

GPRS/EGPRS Multi-slot class

8/10/12

FCC ID:

UT3KKR5

5. FCC §2.1093 - Radiofrequency radiation exposure evaluation: portable devices.

5.1 RF Exposure

Standard Requirement:

According to §15.247 (i) and §1.1307(b)(1), systems operating under the provisions of this section shall be operated in a manner that ensures that the public is not exposed to radio frequency energy level in excess of the Commission's guidelines.

The 1-g and 10-g SAR test exclusion thresholds for 100 MHz to 6 GHz at *test separation distances* ≤ 50 mm are determined by:

$[(\text{max. power of channel, including tune-up tolerance, mW}) / (\text{min. test separation distance, mm})] \cdot [\sqrt{f_{\text{(GHz)}}}] \leq 3.0$ for 1-g SAR and ≤ 7.5 for 10-g extremity SAR,¹⁶ where

- $f_{\text{(GHz)}}$ is the RF channel transmit frequency in GHz
- Power and distance are rounded to the nearest mW and mm before calculation¹⁷
- The result is rounded to one decimal place for comparison

The test exclusions are applicable only when the minimum *test separation distance* is ≤ 50 mm and for transmission frequencies between 100 MHz and 6 GHz. When the minimum *test separation distance* is < 5 mm, a distance of 5 mm is applied to determine SAR test exclusion.

Routine SAR evaluation refers to that specifically required by § 2.1093, using measurements or computer simulation. When routine SAR evaluation is not required, portable transmitters with output power greater than the applicable low threshold require SAR evaluation to qualify for TCB approval.

$$\text{result} = P\sqrt{F} / D$$

P= Maximum turn-up power in mW

F= Channel frequency in GHz

D= Minimum test separation distance in mm

5.2 Test Result

Bluetooth Mode:

Modulation	CH	Frequency (MHz)	Conducted Power (dBm)	Tune Up Power (dBm)	Max Tune Up Power (dBm)	Max Tune Up Power (mW)	Result	Limit
GFSK	Low	2402	5.317	4.7±1	5.7	3.715	1.15	3
	Mid	2441	5.395	4.7±1	5.7	3.715	1.16	3
	High	2480	4.045	4.7±1	5.7	3.715	1.17	3
π /4 DQPSK	Low	2402	4.922	4.5±1	5.5	3.548	1.10	3
	Mid	2441	4.542	4.5±1	5.5	3.548	1.11	3
	High	2480	4.268	4.5±1	5.5	3.548	1.12	3
8-DPSK	Low	2402	5.016	4.6±1	5.6	3.631	1.13	3
	Mid	2441	4.766	4.6±1	5.6	3.631	1.13	3
	High	2480	4.304	4.6±1	5.6	3.631	1.14	3

WIFI Mode:

Modulation	CH	Frequency (MHz)	Conducted Power (dBm)	Tune Up Power (dBm)	Max Tune Up Power (dBm)	Max Tune Up Power (mW)	Result	Limit
802.11b	Low	2412	8.30	8.5±1	9.5	8.913	2.77	3
	Mid	2442	8.84	8.5±1	9.5	8.913	2.78	3
	High	2472	8.69	8.5±1	9.5	8.913	2.80	3
802.11g	Low	2412	8.43	8.5±1	9.5	8.913	2.77	3
	Mid	2442	8.54	8.5±1	9.5	8.913	2.78	3
	High	2472	8.56	8.5±1	9.5	8.913	2.80	3
802.11n (20M)	Low	2412	8.16	8.5±1	9.5	8.913	2.77	3
	Mid	2442	8.49	8.5±1	9.5	8.913	2.78	3
	High	2472	8.81	8.5±1	9.5	8.913	2.80	3
802.11n (40M)	Low	2422	8.53	8.5±1	9.5	8.913	2.77	3
	Mid	2442	8.42	8.5±1	9.5	8.913	2.78	3
	High	2462	8.80	8.5±1	9.5	8.913	2.79	3

BLE Mode:

Modulation	CH	Freq (MHz)	Conducted Power (dBm)	Tune Up Power (dBm)	Max Tune Up Power (dBm)	Max Tune Up Power (mW)	Result	Limit
GFSK	Low	2402	-3.273	-3±1	-2	0.631	0.20	3
	Mid	2440	-2.992	-3±1	-2	0.631	0.20	3
	High	2480	-4.617	-4.5±1	-3.5	0.447	0.14	3

Result: Compliance

No SAR measurement is required.