

Attachment 1: EUT Test Setup Photographs

Front View of Conducted Test
Mode 2: Transmitter (Charging with the AC adapter)



Back View of Conducted Test
Mode 2: Transmitter (Charging with the AC adapter)




Front View of Conducted Test
Mode 3: Transmitter (Charging with the USB)



Back View of Conducted Test
Mode 3: Transmitter (Charging with the USB)




Front View of Radiated Test
Mode 1: Transmitter



Back View of Radiated Test
Mode 1: Transmitter




Front View of Radiated Test
Mode 2: Transmitter (Charging with the AC adapter)



Back View of Radiated Test
Mode 2: Transmitter (Charging with the AC adapter)




Front View of Radiated Test
Mode 3: Transmitter (Charging with the USB)



Back View of Radiated Test
Mode 3: Transmitter (Charging with the USB)



Front View of Radiated Test (Horn)
Mode 1: Transmitter



Back View of Radiated Test (Horn)
Mode 1: Transmitter

