

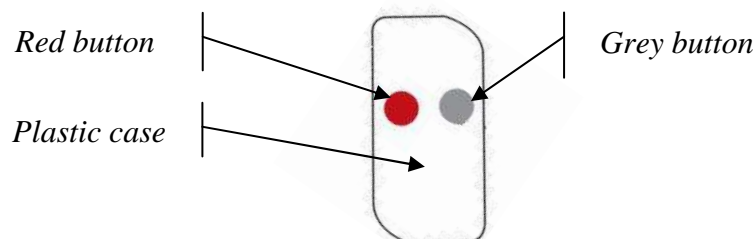
FCC REGULATION

NOTE: THE MANUFACTURER IS NOT RESPONSIBLE FOR ANY RADIO OR TV INTERFERENCE CAUSED BY UNAUTHORIZED MODIFICATIONS TO THIS EQUIPMENT. SUCH MODIFICATIONS COULD VOID THE USER'S AUTHORITY TO OPERATE THE EQUIPMENT.

THIS DEVICE COMPLIES WITH PART 15 OF THE FCC RULES. OPERATION IS SUBJECT TO THE FOLLOWING CONDITIONS: (1) THIS DEVICE MAY NOT CAUSE HARMFUL INTERFERENCE, AND (2) THIS DEVICE MUST ACCEPT ANY INTERFERENCE RECEIVED, INCLUDING INTERFERENCE THAT MAY CAUSE UNDESIRED OPERATION.

1 Description and use

The remote control TEL007-M is design to command MG International fall detector at a distance of about 15 feet.



- The grey button is dedicated to the activation of the fall detector.
 - To switch from OFF mode to DISARMED mode
 - To switch from DISARMED mode to ARMED mode

It is also used to stop the siren triggered after it sets off.

For all these actions, press one time the grey button

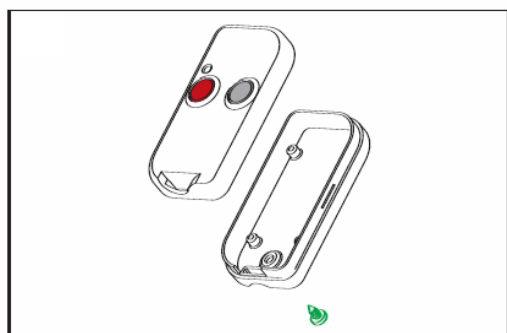
- The red button is designed to be used in combination with the grey button to deactivate the fall detector:

Press the red button continuously and then press the grey button

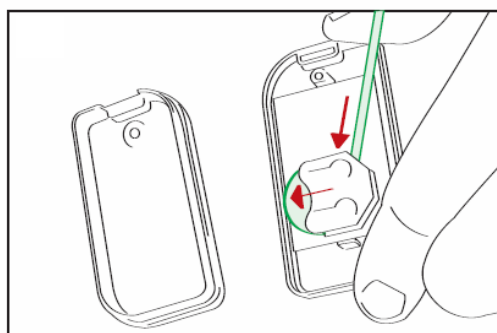
2 Replacing the battery

When the battery charge is too low, the remote control signals it with:

- Either quick blinks of the red light during 3 seconds
- Either the red light does not switch on when you press the grey button



Unscrew the screw behind the case



Carefully remove the used battery thanks to a screwdriver and replace it with a new one (3V DL2032)

Designed, manufactured in France by:
MG International - ZI Athélia II 13600 La Ciotat - France
siren 441 743 002