主控电路

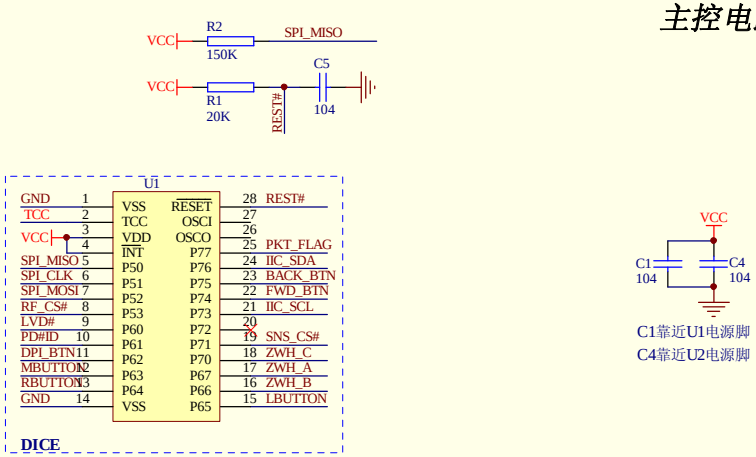

C1靠近U1电源脚
C4靠近U2电源脚

TCC连线规则

TCC连接	SENSOR安装
VDD	0°
P51	90°
P52	180°
P53	270°

0°	SENSOR LED	180°	LED SENSOR
90°	SENSOR LED	270°	LED SENSOR

RF电路

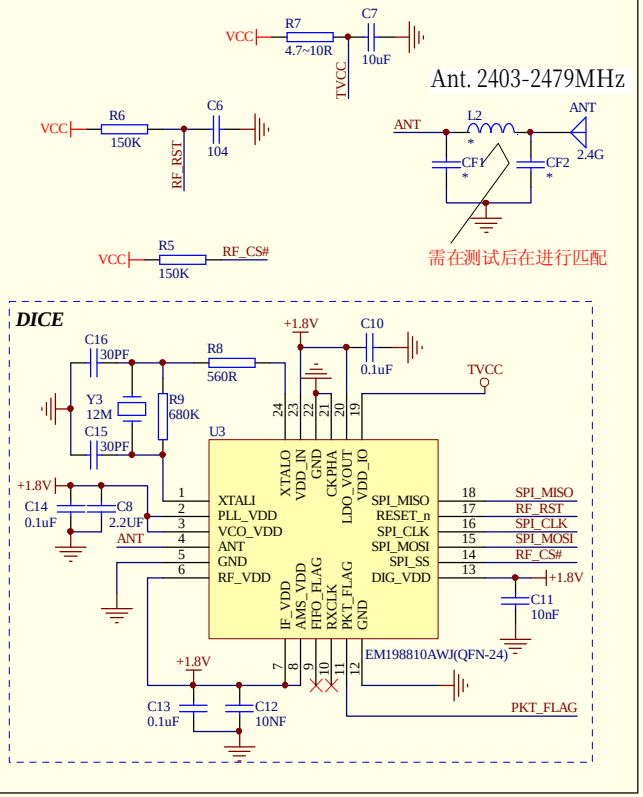

按键、编码电路

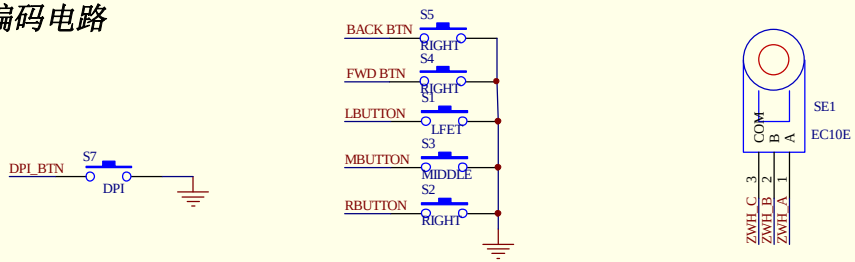

POWER电路

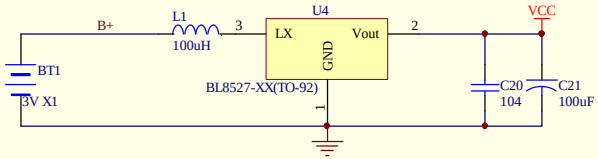

L1请使用低ESR电感

Sensor电路

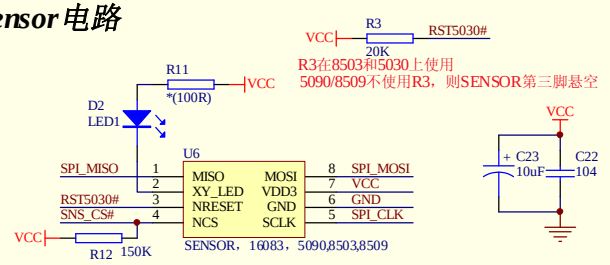

备注:带*的元器件为选用或根据具体情况选定

Title	JM228R 8503/8509 V1.0	
Size A3	Number	Revision V1.0
Date: 19-Dec-2011		Sheet of
File: E:\认证\FCC\228\JM228R.DDB		Drawn By: