



	Test Report Serial No.:	011712UL3-T1150-E15F	Report Issue Date:	Mar. 15, 2012	
	Measurement Date(s):	01/26-27, 2/21, 3/14, 2012	Report Revision No.:	Revision 1.1	
	FCC Rule Part(s):	47 CFR §2; §15.249	FCC Test Firm Reg. No.:	Accredited	
	IC Standard(s):	RSS-210 RSS-Gen	IC Test Site No.:	IC 3874A-1	
					Test Lab Certificate No. 2470.01

DECLARATION OF COMPLIANCE		RF MEASUREMENT REPORT		FCC & IC
Test Lab Information	Name	CELLTECH LABS INCORPORATED		
	Address	21-364 Lougheed Road, Kelowna, British Columbia V1X 7R8 Canada		
Test Lab Registration No.(s)	FCC	Accredited (ISO 17025 - A2LA Test Lab Certificate No. 2470.01)		
	IC	3874A-1		
Applicant Information	Name	RFIND SYSTEMS, INC.		
	Address	Suite 201, 1405 St. Paul Street, Kelowna, British Columbia V1Y 2E4 Canada		
Standard(s) & Procedure(s)	FCC	47 CFR Part 2, 15.249, 15.205, 15.209		
	IC	RSS-210 Issue 8; RSS-Gen Issue 3		
	ANSI	C63.4-2003		
Device Classification(s)	FCC	DXT - Part 15 Low Power Transceiver, Rx Verified		
	IC	Low-power Licence-exempt Radiocommunication Device (Category 1)		
Application Type	FCC/IC	New Certification		
Device Identifier(s)	FCC ID:	UL3PT100		
	IC:	6721A-PT100		
Device Under Test (DUT)	RFID Active Tag			
Device Model(s) Tested	PT100			
Measurement Date(s)	Jan. 26-27, Feb. 21, Mar. 14, 2012			
Test Sample Receipt Date	January 17, 2012			
Test Sample Serial No.(s)	#3 Identical Prototype			
Transmit Frequency Band	902 - 928 MHz (ISM)			
Transmitter Operating Freq.	902.2 - 927.8 MHz			
Modulation Type(s)	FSK			
Duty Cycle Measured	0.7 % (7ms on-time / 1s off-time)			
Antenna Type(s) Tested	Integrated Dipole			
Antenna Gain Specification	0 dBi			
Power Source(s) Tested	3.6 V Internal Lithium Cell (x2)			
<p>This wireless device has demonstrated compliance with the applicable technical standards as indicated in the measurement report and was tested in accordance with the measurement procedures specified in FCC 47 CFR Rule Part 2 and Rule Part 15.249; Industry Canada RSS-210 Issue 8 and RSS-Gen Issue 3; and ANSI C63.4-2003.</p> <p>I attest to the accuracy of data. All measurements were performed by me or were made under my supervision and are correct to the best of my knowledge and belief. I assume full responsibility for the completeness of these measurements and vouch for the qualifications of all persons taking them.</p> <p>The results and statements contained in this report pertain only to the device(s) evaluated.</p> <p>This report shall not be reproduced partially or in full without the prior written approval of Celltech Labs Inc.</p>				
Test Report Approved By		Sean Johnston	Lab Manager	Celltech Labs Inc.

Applicant:	RFind Systems, Inc.	FCC ID:	UL3PT100	IC:	6721A-PT100	
DUT Model:	PT100	DUT Type:	RFID Active Tag	Transmitter Freq. Range:	902.2 - 927.8 MHz	
2012 Celltech Labs Inc.		This document is not to be reproduced in whole or in part without the prior written permission of Celltech Labs Inc.				Page 1 of 16




	Test Report Serial No.:	011712UL3-T1150-E15F	Report Issue Date:	Mar. 15, 2012	
	Measurement Date(s):	01/26-27, 2/21, 3/14, 2012	Report Revision No.:	Revision 1.1	
	FCC Rule Part(s):	47 CFR §2; §15.249	FCC Test Firm Reg. No.:	Accredited	
	IC Standard(s):	RSS-210 RSS-Gen	IC Test Site No.:	IC 3874A-1	
					Test Lab Certificate No. 2470.01

TABLE OF CONTENTS

1.0 SCOPE	4
2.0 REFERENCES	4
2.1 Normative References	4
3.0 PASS/FAIL CRITERIA.....	4
4.0 FACILITIES AND ACCREDITATIONS	5
5.0 GENERAL INFORMATION	5
5.1 Applicant Information	5
5.2 DUT Description	5
5.3 Mode(s) of Operation Tested.....	5
5.4 Modification(s)	5
Appendix A Field Strength of the Fundamental and Spurious Emissions	6
Appendix B Occupied Bandwidth.....	12
Appendix C Compliance with Part 15.215(c) & IC RSS-Gen §7.2.6.....	14

FIGURES

Figure A.6-1 - Setup Drawing – Field Strength of the Fundamental & Radiated TX Spurious Emissions.....	7
Figure B.4-1 - Setup Drawing – Occupied Bandwidth.....	12

	Test Report Serial No.:	011712UL3-T1150-E15F	Report Issue Date:	Mar. 15, 2012	
	Measurement Date(s):	01/26-27, 2/21, 3/14, 2012	Report Revision No.:	Revision 1.1	
	FCC Rule Part(s):	47 CFR §2; §15.249	FCC Test Firm Reg. No.:	Accredited	
	IC Standard(s):	RSS-210 RSS-Gen	IC Test Site No.:	IC 3874A-1	
					Test Lab Certificate No. 2470.01


TEST SUMMARY


Referenced Standard(s):		FCC CFR Title 47 Part 15 Subpart C				
Appendix	Description of Test	Procedure Reference	Limit Reference	Test Start	Test End	Result
A	Field Strength of Fundamental	ANSI C63.4-2003	§15.249	14Mar12	14Mar12	Pass
A	Field strength of harmonics and spurious emissions	ANSI C63.4-2003	§15.249, §15.209 §15.205	26Jan12	27Jan12	Pass
B	Occupied Bandwidth	ANSI C63.4-2003	§2.202(a)	26Jan12	26Jan12	Pass
C	Compliance with Part 15.215(c)	ANSI C63.4:2003	§15.215(c)	21Feb12	21Feb12	Pass
Referenced Standard(s):		Industry Canada RSS-210 Issue 8				
Appendix	Description of Test	Procedure Reference	Limit Reference	Test Start	Test End	Result
A	Field Strength of Fundamental	ANSI C63.4-2003	RSS-Gen §7.2.5	14Mar12	14Mar12	Pass
A	Field strength of harmonics and spurious emissions	ANSI C63.4-2003	RSS-Gen §7.2.2 RSS-Gen §7.2.5	26Jan12	27Jan12	Pass
B	Occupied Bandwidth	ANSI C63.4-2003	RSS-Gen §4.6.1	26Jan12	26Jan12	Pass
C	Compliance with RSS-Gen §7.2.6	RSS-Gen §7.2.6	RSS-Gen §4.7	21Feb12	21Feb12	Pass


REVISION LOG

Revision	Description	Implemented By	Implementation Date
1.0	1st Release	Jon Hughes	February 22, 2012
1.1	2 nd Release	Jon Hughes	March 15, 2012
	1. Field Strength of Fundamental Data a. revised Section 5.3 b. added Section A.6		

SIGNATORIES

Prepared By		March 15, 2012
Name/Title	Sean Johnston / Lab Manager	Date

Applicant:	RFind Systems, Inc.	FCC ID:	UL3PT100	IC:	6721A-PT100	
DUT Model:	PT100	DUT Type:	RFID Active Tag	Transmitter Freq. Range:	902.2 - 927.8 MHz	
2012 Celltech Labs Inc.		This document is not to be reproduced in whole or in part without the prior written permission of Celltech Labs Inc.				Page 3 of 16

	Test Report Serial No.:	011712UL3-T1150-E15F	Report Issue Date:	Mar. 15, 2012	
	Measurement Date(s):	01/26-27, 2/21, 3/14, 2012	Report Revision No.:	Revision 1.1	
	FCC Rule Part(s):	47 CFR §2; §15.249	FCC Test Firm Reg. No.:	Accredited	
	IC Standard(s):	RSS-210 RSS-Gen	IC Test Site No.:	IC 3874A-1	
					Test Lab Certificate No. 2470.01

1.0 SCOPE

This report outlines the measurements made and results collected during electromagnetic emissions testing of the RFind Systems, Inc. Model: PT100 RFID Active Tag. The measurement results were applied against the applicable EMC requirements and limits outlined in the technical rules and regulations set forth in the Federal Communication's Commission Code of Federal Regulations Title 47 Part 15 Subpart C and Industry Canada Radio Standards Specification RSS-210 Issue 8 and RSS-Gen Issue 3.


2.0 REFERENCES

2.1 Normative References

ANSI/ISO 17025:2005	General Requirements for competence of testing and calibration laboratories
IEEE/ANSI C63.4-2003	Methods of Measurement of Radio-Noise Emissions from Low-Voltage Electrical and Electronic Equipment in the Range of 9 kHz to 40 GHz
CFR Title 47 Part 15C	Code of Federal Regulations Title 47: Telecommunication Part 15C: Intentional Radiators
IC Spectrum Management & Telecommunications Policy	Radio Standards Specification RSS-210 Issue 8 - Low-Power Licence-Exempt Radiocommunication Devices (All Frequency Bands): Category I Equipment RSS-Gen Issue 3 - General Requirements and Information for the Certification of Radiocommunication Equipment

3.0 PASS/FAIL CRITERIA

Unless otherwise noted in the Appendices, the pass/fail criteria is the limit set forth in the reference standards. The DUT is considered to have passed the requirements if the data collected during the described measurement procedure is not above the specified limits as defined. The pass/fail statements made in this report only apply to the unit tested.

Applicant:	RFind Systems, Inc.	FCC ID:	UL3PT100	IC:	6721A-PT100	
DUT Model:	PT100	DUT Type:	RFID Active Tag	Transmitter Freq. Range:	902.2 - 927.8 MHz	
2012 Celltech Labs Inc.	This document is not to be reproduced in whole or in part without the prior written permission of Celltech Labs Inc.					Page 4 of 16

	Test Report Serial No.:	011712UL3-T1150-E15F	Report Issue Date:	Mar. 15, 2012	
	Measurement Date(s):	01/26-27, 2/21, 3/14, 2012	Report Revision No.:	Revision 1.1	
	FCC Rule Part(s):	47 CFR §2, §15.249	FCC Test Firm Reg. No.:	Accredited	
	IC Standard(s):	RSS-210 RSS-Gen	IC Test Site No.:	IC 3874A-1	
					Test Lab Certificate No. 2470.01

4.0 FACILITIES AND ACCREDITATIONS

The facilities used in collecting the test results outlined in this report are located at 21-364 Lougheed Road, Kelowna, British Columbia, Canada V1X 7R8. The radiated emissions site conforms to the requirements set forth in ANSI C63.4 and is filed and listed with the FCC as an Accredited Test Firm and with Industry Canada under Test Site File Number IC 3874A-1.

5.0 GENERAL INFORMATION

5.1 Applicant Information

Company Name	RFIND SYSTEMS, INC.
Address	Suite 201, 1405 St. Paul Street
	Kelowna, British Columbia V1Y 2E4
	Canada
FCC Grantee Code	UL3
IC Company No.	6721A

5.2 DUT Description


Device Type	RFID Active Tag
Device Model(s) Tested	PT100
Device Identifier(s)	FCC ID: UL3PT100
	IC: 6721A-PT100
Power Source Tested	3.6V Internal Lithium Cell (x2)
Antenna Type Tested	Integrated Dipole
Antenna Gain Specification	0 dBi

5.3 Mode(s) of Operation Tested

Transmit Frequency Band	902 - 928 MHz (ISM)
Transmitter Operating Freq.	902.2 - 927.8 MHz
Transmitter Test Mode(s)	Test mode #1: Tx set to continuously transmit the modulated signal (fundamental emissions). Test mode #2: TX set to continuously transmit the carrier (spurious emissions). Test mode #3: Tx set to transmit at the maximum duty cycle of 0.7%, with the on time set to 7 ms and the period set to 1 s
Modulation Type(s)	FSK

5.4 Modification(s)

None



Applicant:	RFind Systems, Inc.		FCC ID:	UL3PT100	IC:	6721A-PT100	
DUT Model:	PT100	DUT Type:	RFID Active Tag	Transmitter Freq. Range:		902.2 - 927.8 MHz	
2012 Celltech Labs Inc.		This document is not to be reproduced in whole or in part without the prior written permission of Celltech Labs Inc.					

A.1 REFERENCES

Normative Reference Standard	FCC CFR 47 §15.249; §15.209; §15.205; IC RSS-210 Issue 8; RSS-Gen
Procedure Reference	ANSI C63.4:2003

FCC CFR 47 §15.35(b)	When average radiated emission measurements are specified in this part, including average emission measurements below 1000 MHz, there also is a limit on the peak level of the radio frequency emissions. Unless otherwise specified, the limit on peak radio frequency emissions is 20 dB above the maximum permitted average limit applicable to the equipment under test.		
FCC CFR 47 §15.249(a)	Fundamental Frequency		Strength of Fundamental (mV/m)
	902-928 MHz		50 (93.98 dBuV/m)
FCC CFR 47 §15.249(a)	Except as provided in paragraph (b) of this section, the field strength of emissions from intentional radiators operated within these frequency bands shall comply with the following:		
	Fundamental Frequency		Strength of harmonics (uV/m)
	902-928 MHz		500 (53.98 dBuV/m)
FCC CFR 47 §15.249(d)	Emissions radiated outside the specified frequency bands, except for harmonics, shall be attenuated by at least 50 dB below the level of the fundamental or to the general radiated emission limits in §15.209, whichever is the lesser attenuation.		
FCC CFR 47 §15.209(a)	Except as provided elsewhere in this subpart, the emissions from an unintentional radiator shall not exceed the field strength levels specified in the following table:		
	Frequency (MHz)	Field Strength (uV/m)	Measurement Distance (m)
	0.009-0.490	2400/F(kHz)	300
	0.490-1.705	24000/F(kHz)	30
	1.705-30	30	30
	30-88	100	3
	88-216	150	3
	216-960	200	3
	Above 960	500	3

Temperature	25 +/- 5 °C
Humidity	40 +/- 10 %
Barometric Pressure	101 +/- 3 kPa

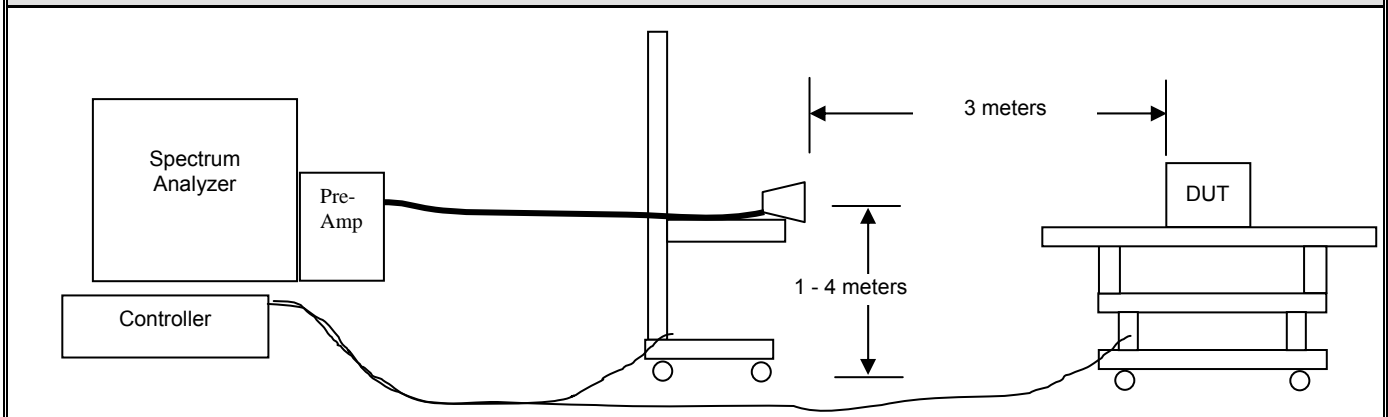
	Test Report Serial No.:	011712UL3-T1150-E15F	Report Issue Date:	Mar. 15, 2012	
	Measurement Date(s):	01/26-27, 2/21, 3/14, 2012	Report Revision No.:	Revision 1.1	
	FCC Rule Part(s):	47 CFR §2; §15.249	FCC Test Firm Reg. No.:	Accredited	
	IC Standard(s):	RSS-210 RSS-Gen	IC Test Site No.:	IC 3874A-1	
					Test Lab Certificate No. 2470.01


A.4 EQUIPMENT LIST



ASSET NUMBER	MANUFACTURER	MODEL	DESCRIPTION	CAL DUE
00051	HP	8566B	Spectrum Analyzer RF Section	09Apr12
00049	HP	85650A	Quasi-peak Adapter	09Apr12
00047	HP	85685A	RF Preselector	09Apr12
00072	EMCO	2075	Mini-mast	n/a
00073	EMCO	2080	Turn Table	n/a
00071	EMCO	2090	Multi-Device Controller	n/a
00030	HP	83017A	Microwave system amplifier	n/a
00015	Agilent	E4408B	Spectrum Analyzer	23Apr12
00050	Chase	CBL-6111A	Bilog Antenna	15Mar12
00055	EMCO	3121C	Dipole Antenna	04Apr12
00034	ETS	3115	Double Ridged Guide Horn	03Apr12

A.5 SETUP DRAWING

Figure A.6-1 - Setup Drawing – Field Strength of the Fundamental & Radiated TX Spurious Emissions



Applicant:	RFind Systems, Inc.	FCC ID:	UL3PT100	IC:	6721A-PT100	
DUT Model:	PT100	DUT Type:	RFID Active Tag	Transmitter Freq. Range:	902.2 - 927.8 MHz	
2012 Celltech Labs Inc.		This document is not to be reproduced in whole or in part without the prior written permission of Celltech Labs Inc.				Page 7 of 16

	Test Report Serial No.:	011712UL3-T1150-E15F	Report Issue Date:	Mar. 15, 2012	
	Measurement Date(s):	01/26-27, 2/21, 3/14, 2012	Report Revision No.:	Revision 1.1	
	FCC Rule Part(s):	47 CFR §2; §15.249	FCC Test Firm Reg. No.:	Accredited	
	IC Standard(s):	RSS-210 RSS-Gen	IC Test Site No.:	IC 3874A-1	
					Test Lab Certificate No. 2470.01

A.6 TEST RESULTS


Fundamental



Frequency	Antenna Pol.	DUT Orientation	E-Field (Peak)	Limit (Peak)	Margin (Peak)	Result
[MHz]	V/H		[dBuV/m]	[dBuV/m]	[dB]	
907.6	V	X	67.1	93.98	26.88	Pass
907.6	H	X	77.2	93.98	16.78	Pass
915	V	X	70.9	93.98	23.08	Pass
915	H	X	82	93.98	11.98	Pass
920	V	X	68.1	93.98	25.88	Pass
920	H	X	78.9	93.98	15.08	Pass

A.7 TEST RESULTS

Spurious Emissions

Frequency	Antenna Pol.	DUT Orientation	E-Field	δ (dB)	Corrected E-Field	Limit	Limit (Peak)	Margin	Margin (Peak)	Result
[MHz]	V/H		[dBuV/m]	[dB]	[dBuV/m]	[dBuV/m]	[dBuV/m]	[dB]	[dB]	
1815.2	V	X	61.0	-23.1	37.9	53.98	73.98	16.1	13.0	Pass
1815.2	H	X	65.0	-23.1	41.9	53.98	73.98	12.1	9.0	Pass
*2722.8	V	X	68.4	-23.1	45.3	53.98	73.98	8.7	5.6	Pass
*2722.8	H	X	71.9	-23.1	48.8	53.98	73.98	5.1	2.0	Pass
*3630.4	V	X	58.5	-23.1	35.4	53.98	73.98	18.6	15.5	Pass
*3630.4	H	X	63.0	-23.1	39.9	53.98	73.98	14.1	11.0	Pass
*4538	V	X	58.1	-23.1	35.0	53.98	73.98	18.9	15.8	Pass
*4538	H	X	64.8	-23.1	41.7	53.98	73.98	12.2	9.1	Pass
1830	V	X	61.8	-23.1	38.7	53.98	73.98	15.3	12.2	Pass
1830	H	X	65.9	-23.1	42.8	53.98	73.98	11.2	8.1	Pass
*2745	V	X	64.8	-23.1	41.7	53.98	73.98	12.3	9.2	Pass
*2745	H	X	70.9	-23.1	47.8	53.98	73.98	6.2	3.1	Pass
*3660	V	X	nf	-23.1	na	53.98	73.98	na	na	Pass
*3660	H	X	nf	-23.1	na	53.98	73.98	na	na	Pass
*4575	V	X	61.1	-23.1	38.0	53.98	73.98	16.0	12.9	Pass
*4575	H	X	62.6	-23.1	39.5	53.98	73.98	14.5	11.4	Pass
1840	V	X	55.6	-23.1	32.5	53.98	73.98	21.5	18.4	Pass
1840	H	X	59.2	-23.1	nf	53.98	73.98	na	na	Pass
*2760	V	X	61.1	-23.1	38.0	53.98	73.98	16.0	12.9	Pass
*2760	H	X	68.3	-23.1	45.2	53.98	73.98	8.8	5.7	Pass
*3680	V	X	nf	-23.1	na	53.98	73.98	na	na	Pass
*3680	H	X	nf	-23.1	na	53.98	73.98	na	na	Pass
*4600	V	X	nf	-23.1	na	53.98	73.98	na	na	Pass
*4600	H	X	59.7	-23.1	36.6	53.98	73.98	17.4	14.3	Pass


Applicant:	RFind Systems, Inc.	FCC ID:	UL3PT100	IC:	6721A-PT100	
DUT Model:	PT100	DUT Type:	RFID Active Tag	Transmitter Freq. Range:	902.2 - 927.8 MHz	
2012 Celltech Labs Inc.		This document is not to be reproduced in whole or in part without the prior written permission of Celltech Labs Inc.				Page 9 of 16



	Test Report Serial No.:	011712UL3-T1150-E15F	Report Issue Date:	Mar. 15, 2012	
	Measurement Date(s):	01/26-27, 2/21, 3/14, 2012	Report Revision No.:	Revision 1.1	
	FCC Rule Part(s):	47 CFR §2; §15.249	FCC Test Firm Reg. No.:	Accredited	
	IC Standard(s):	RSS-210 RSS-Gen	IC Test Site No.:	IC 3874A-1	
					Test Lab Certificate No. 2470.01

A.8 SETUP PHOTOGRAPHS

DUT Orientation X



Applicant:	RFind Systems, Inc.	FCC ID:	UL3PT100	IC:	6721A-PT100	
DUT Model:	PT100	DUT Type:	RFID Active Tag	Transmitter Freq. Range:	902.2 - 927.8 MHz	
2012 Celltech Labs Inc.		This document is not to be reproduced in whole or in part without the prior written permission of Celltech Labs Inc.				Page 11 of 16

	Test Report Serial No.:	011712UL3-T1150-E15F	Report Issue Date:	Mar. 15, 2012	
	Measurement Date(s):	01/26-27, 2/21, 3/14, 2012	Report Revision No.:	Revision 1.1	
	FCC Rule Part(s):	47 CFR §2; §15.249	FCC Test Firm Reg. No.:	Accredited	
	IC Standard(s):	RSS-210 RSS-Gen	IC Test Site No.:	IC 3874A-1	
					Test Lab Certificate No. 2470.01

Appendix B Occupied Bandwidth

B.1 REFERENCES

Normative Reference Standard	FCC CFR 47 §2.202(a); IC RSS-Gen Issue 8
Procedure Reference	ANSI C63.4:2003

B.2 DESCRIPTION

FCC CFR 47 §2.202(a)	<i>Occupied bandwidth.</i> The frequency bandwidth such that, below its lower and above its upper frequency limits, the mean powers radiated are each equal to 0.5 percent of the total mean power radiated by a given emission. In some cases, for example multichannel frequency-division systems, the percentage of 0.5 percent may lead to certain difficulties in the practical application of the definitions of occupied and necessary bandwidth; in such cases a different percentage may prove useful.
IC RSS-Gen Section 4.6.1	When an occupied bandwidth value is not specified in the applicable RSS, the transmitted signal bandwidth to be reported is to be its 99% emission bandwidth, as calculated or measured.

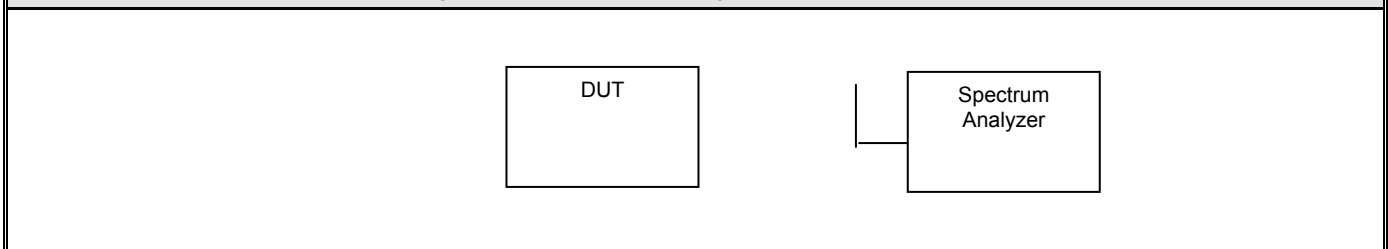
B.3 ENVIRONMENTAL CONDITIONS

Temperature	25 +/- 5 °C
Humidity	40 +/- 10 %
Barometric Pressure	101 +/- 3 kPa


ASSET NUMBER	MANUFACTURER	MODEL	DESCRIPTION	CAL DUE
00015	Agilent	E4408B	Spectrum Analyzer	23Apr12



B.4 SETUP DRAWING

Figure B.4-1 - Setup Drawing – Occupied Bandwidth





Applicant:	RFind Systems, Inc.	FCC ID:	UL3PT100	IC:	6721A-PT100	
DUT Model:	PT100	DUT Type:	RFID Active Tag	Transmitter Freq. Range:	902.2 - 927.8 MHz	
2012 Celltech Labs Inc.		This document is not to be reproduced in whole or in part without the prior written permission of Celltech Labs Inc.				Page 13 of 16

	Test Report Serial No.:	011712UL3-T1150-E15F	Report Issue Date:	Mar. 15, 2012	
	Measurement Date(s):	01/26-27, 2/21, 3/14, 2012	Report Revision No.:	Revision 1.1	
	FCC Rule Part(s):	47 CFR §2; §15.249	FCC Test Firm Reg. No.:	Accredited	
	IC Standard(s):	RSS-210 RSS-Gen	IC Test Site No.:	IC 3874A-1	
					Test Lab Certificate No. 2470.01

Appendix C Compliance with Part 15.215(c) & IC RSS-Gen §7.2.6

A.1. REFERENCES

Normative Reference Standard	FCC CFR 47 §15.215(c); IC RSS-Gen §7.2.6
Procedure Reference	ANSI C63.4:2003


A.2. LIMITS



FCC CFR 47 §15.215(c)	Intentional radiators operating under the alternative provisions to the general emission limits, as contained in 15.217 through 15.257 and in Subpart E of this part, must be designed to ensure that the 20 dB bandwidth of the emission, or whatever bandwidth may otherwise be specified in the specific rule section under which the equipment operates, is contained within the frequency band designated in the rule section under which the equipment is operated. The requirement to contain the designated bandwidth of the emission within the specified frequency and includes the effects from frequency sweeping, frequency hopping and other modulation techniques that may be employed as well as the frequency stability of the transmitter over expected variations in temperature and supply voltage. If a frequency stability is not specified in the regulations, it is recommended that the fundamental emission be kept within at least the central 80% of the permitted band in order to minimize the possibility of out-of-band operation.
IC RSS-Gen §7.2.6	If the frequency stability of the licence-exempt radio apparatus is not specified in the applicable standards, measurement of the frequency stability is not required provided that the occupied bandwidth of the licence-exempt radio apparatus lies entirely outside the restricted bands of Table 1 and the prohibited TV bands of 54-72 MHz, 76-88 MHz, 174-216 MHz, 470-608 MHz and 614-806 MHz.

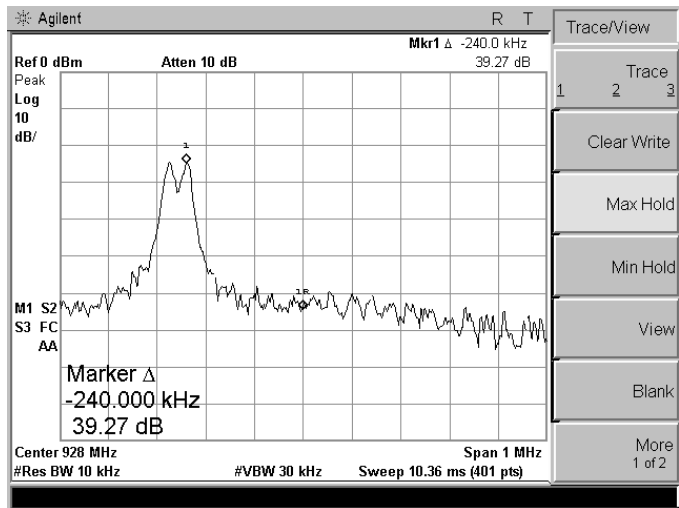
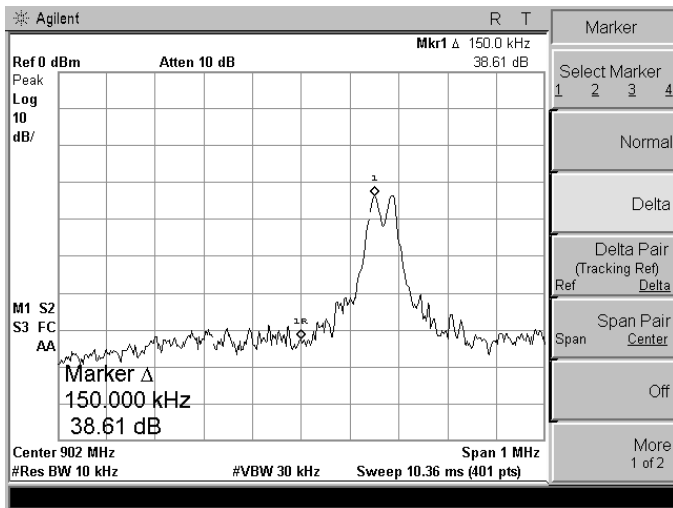
A.3. ENVIRONMENTAL CONDITIONS

Temperature	25 ± 5 °C
Humidity	35 ± 5 %RH
Barometric Pressure	uncontrolled

ID	ASSET NUMBER	MANUFACTURER	MODEL	DESCRIPTION	CAL DUE
1	00072	HP	E4408B	Spectrum Analyzer	23Apr12
2	0003	HP	53181A	Frequency Counter	09Apr12
3	00207	VWR	61161-378	Temperature Sensor	23Apr12

Applicant:	RFind Systems, Inc.		FCC ID:	UL3PT100	IC:	6721A-PT100	
DUT Model:	PT100	DUT Type:	RFID Active Tag	Transmitter Freq. Range:		902.2 - 927.8 MHz	
2012 Celltech Labs Inc.		This document is not to be reproduced in whole or in part without the prior written permission of Celltech Labs Inc.					

	Test Report Serial No.:	011712UL3-T1150-E15F	Report Issue Date:	Mar. 15, 2012	
	Measurement Date(s):	01/26-27, 2/21, 3/14, 2012	Report Revision No.:	Revision 1.1	
	FCC Rule Part(s):	47 CFR §2, §15.249	FCC Test Firm Reg. No.:	Accredited	
	IC Standard(s):	RSS-210 RSS-Gen	IC Test Site No.:	IC 3874A-1	
					Test Lab Certificate No. 2470.01



High Channel


Temperature (degrees C)	Frequency @ 20C (MHz)	Measured Frequency (MHz)	Deviation (%)	Deviation (kHz)
-30	927.7441720	927.7371080	-0.000761%	-7.064
-20	927.7441720	927.7424160	-0.000189%	-1.756
-10	927.7441720	927.7456200	0.000156%	1.448
0	927.7441720	927.7465990	0.000262%	2.427
10	927.7441720	927.7459320	0.000190%	1.76
20	927.7441720	927.7441720	0.000000%	0
30	927.7441720	927.7434040	-0.000083%	-0.768
40	927.7441720	927.7418880	-0.000246%	-2.284
50	927.7441720	927.7414090	-0.000298%	-2.763




Low Channel

Temperature (degrees C)	Assigned Frequency (MHz)	Measured Frequency (MHz)	Deviation (%)	Deviation (kHz)
-30	902.1660180	902.1550640	-0.001214%	-10.954
-20	902.1660180	902.1607000	-0.000589%	-5.318
-10	902.1660180	902.1646350	-0.000153%	-1.383
0	902.1660180	902.1663920	0.000041%	0.374
10	902.1660180	902.1666900	0.000074%	0.672
20	902.1660180	902.1660180	0.000000%	0
30	902.1660180	902.1654890	-0.000059%	-0.529
40	902.1660180	902.1650090	-0.000112%	-1.009
50	902.1660180	902.1654040	-0.000068%	-0.614


	Voltage (V)	(85%) 3.06	(115%) 4.14	Deviation %	Deviation %
	Nominal 3.6				
Low CH	902.166255	902.166178	902.166198	-0.0000085%	-0.0000063%
High CH	927.744858	927.744661	927.744784	-0.0000212%	-0.0000080%

The requirement to contain the designated bandwidth of the emission within the specified frequency is met.

Applicant:	RFind Systems, Inc.		FCC ID:	UL3PT100	IC:	6721A-PT100	
DUT Model:	PT100	DUT Type:	RFID Active Tag	Transmitter Freq. Range:		902.2 - 927.8 MHz	
2012 Celltech Labs Inc.		This document is not to be reproduced in whole or in part without the prior written permission of Celltech Labs Inc.					

	Test Report Serial No.:	011712UL3-T1150-E15F	Report Issue Date:	Mar. 15, 2012	 
	Measurement Date(s):	01/26-27, 2/21, 3/14, 2012	Report Revision No.:	Revision 1.1	
	FCC Rule Part(s):	47 CFR §2; §15.249	FCC Test Firm Reg. No.:	Accredited	
	IC Standard(s):	RSS-210 RSS-Gen	IC Test Site No.:	IC 3874A-1	
					Test Lab Certificate No. 2470.01

END OF DOCUMENT

Applicant:	RFind Systems, Inc.	FCC ID:	UL3PT100	IC:	6721A-PT100	
DUT Model:	PT100	DUT Type:	RFID Active Tag	Transmitter Freq. Range:	902.2 - 927.8 MHz	
2012 Celltech Labs Inc.	This document is not to be reproduced in whole or in part without the prior written permission of Celltech Labs Inc.					Page 16 of 16