

'COMPANION' Bluetooth Stereo Wireless™ Portable Speakers Set

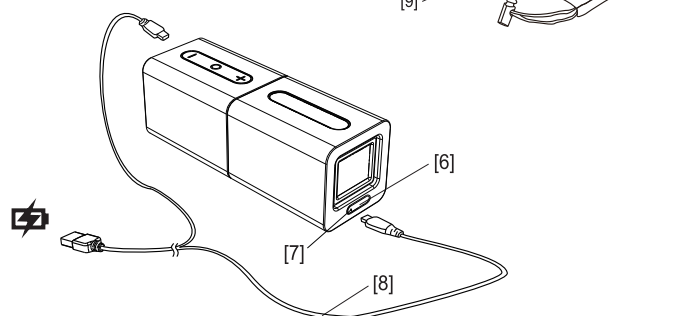
- [1] Bluetooth/play/call button
- [2] volume + / next track button
- [3] volume - / previous track button
- [4] Bluetooth LED
- [5] built-in mic. for speaker phone function
- [6] input recharging port – micro USB under the cover
- [7] LED for charger indication
- [8] dual micro USB recharge/charge cord
- [9] accessory carrying pouch

Product Features

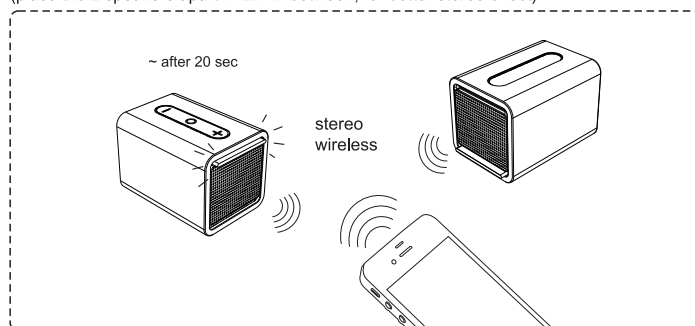
- 'companion' magnetic hold-&-go portable
- 'detach-&-ON' Stereo Wireless™- a pair of TWS speakers
- 3W x2 amazing effect speakers
- IPX-4 splash proof for sporty actions
- built-in bass enhancer
- handsfree call pick function
- Bluetooth v3.0 wireless

Charging the speakers

- i) lift up BOTH speakers' rubber cover, plug recharge cord the micro USB ends;
- ii) plug recharge cord the USB end to a USB power source;
- iii) RED LED lights up, indicates charging;
- iv) when fully charged (approx. 2.5 hrs), LED will turn into BLUE

**Pairing the speakers**

- a) (when 2 speakers are held together by magnetic, both are OFF)
 - b) detach the 2 speakers > automatically turned ON (hear 'dodooo...')
 - c) Blue LED flashing fast > then 'dodu' sound, OR
 - d) detach the 2 speakers > manually press and hold [1] function button 3s > ON, until hear 'dodooo...';
 - e) wait about 5 sec till one speaker automatically paired the other (hear 'dodu'; second speaker Blue LED lit constant; main speaker Blue LED flashing fast) > ready for pairing with phone;
 - f) phone Bluetooth ON, search and select (COMPANION);
 - g) hear tone 'buloop', (main speaker Blue LED lit constant);
 - h) now pairing with your phone is successful (as a pair of Stereo Wireless™ Bluetooth speakers);
- (place the 2 speakers apart 1~2M in between, for better stereo effect)

**Disconnect the speakers**

- i) switch off phone Bluetooth function,
 - j) main speaker Blue LED will flash fast;
 - k) both speaker then press & hold [1] button 3s until hear 'beepbeep' > OFF, (the pairing memory will be kept there);
- OR
- l) simply put both speakers magnetically held back together > automatically disconnected > OFF

Re-connect Phone

- m) (previous phone Bluetooth ON, before turn on speakers)
- n) detach the 2 speakers > automatically turned ON (hear 'dodooo...');
- o) wait about 5 sec till one speaker automatically paired the other (hear 'dodu'; second speaker Blue LED lit constant; main speaker Blue LED flashing fast) >
- p) wait 5 sec...hear tone 'buloop', (main speaker Blue LED lit constant);
- q) pairing successful again

Pair with another / new phone

- a) switch off Bluetooth function on your previous phone,
 - b) then power on the another / new phone's Bluetooth function.
 - c) ...main speaker hear 'beep beep' (blue LED flashing fast);
- and then you repeat steps as in above f) to h).

Play / Pause music

- click [1] button ● = play (from player previous track position)
- click [1] again ● = pause

Adjust volume

during music playback or call,

- press & hold [2] button — = increase volume;
- press & hold [3] button — = reduce volume.

(You have to press and hold until adjust volume to desire level)

Next-forward / Previous-backward

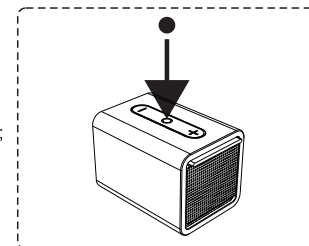
during music playback only,

- click [2] button ● = next track;
- click [3] button ● = previous track.

(May multiple clicks to skip multiple tracks in a jump)

Call-pick / end / reject / redial**- ** (main speaker only)**

- during incoming call, (if playing music > stop)
- > hear 'ring, ring, ring...'
- click [1] button ● = call pick, then talk;
- click [1] again ● = call end (resume music playing);
- OR Press & hold [1] button 1s = reject call directly (resume music playing)
- at NO incoming call, double click [1] button;
- ● ● = redial last no. in call out history of the phone

**Battery low > recharge**

There will be some beeping alert sound during playback. Then charge the 2 speakers as mentioned steps in above section.

(You can play music at the same time while charging...)

Specifications:

dimensions:	W 77 x D 51 x H 51 mm (each speaker); W 146 mm when pair combined
product weight:	160g x2
Bluetooth wireless connection driver:	v3.0 +EDR; class II; typ. 8M visible distance; max. 10M
driver max. output :	dia. 36mm
signal to noise ratio:	3W x2
built-in 3.7V Li-polymer rechargeable battery	>=75db
battery charging voltage	typ. 5V; max. 5.5V DC (via. USB port)
battery charging current	500mA max.
battery charging time	2.5 hours.
playback	up to 6 hours (fully charged, volume at 1/3 level)
standby time	up to 15 hours

This device complies with Part 15 of the FCC Rules. Operation is subject to the following two conditions,

- (1) this device may not cause harmful interference, and
- (2) this device must accept any interference received, including interference that may cause undesired operation.

*The Bluetooth® word mark and logos are registered trademarks owned by Bluetooth SIG, Inc. and any use of such marks by Manova International Limited is under license. Other trademarks and trade names are those of their respective owners.

*Design and specifications are subject to change per technical needs, without prior notice

**This speaker supports pairing 'records' up to 4 devices, but NOT 'connection' to 4 devices at the same time

dd 2017/07/14

FCC Warning

This device complies with Part 15 of the FCC Rules. Operation is subject to the following two conditions:

(1) This device may not cause harmful interference, and (2) this device must accept any interference received, including interference that may cause undesired operation.

NOTE 1: Any changes or modifications to this unit not expressly approved by the party responsible for compliance could void the user's authority to operate the equipment.