



## FCC SAR Test Report

### <Photographs of EUT>



DW10F1



DW10M2




DW10E1





## FCC SAR Test Report

DW10D1



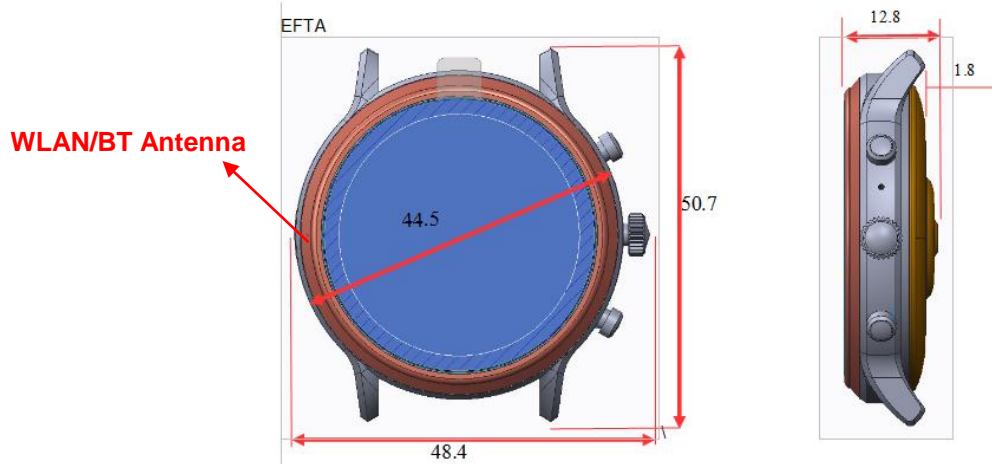
DW10M1



# FCC SAR Test Report

## <Antenna Location>

### DW10F1

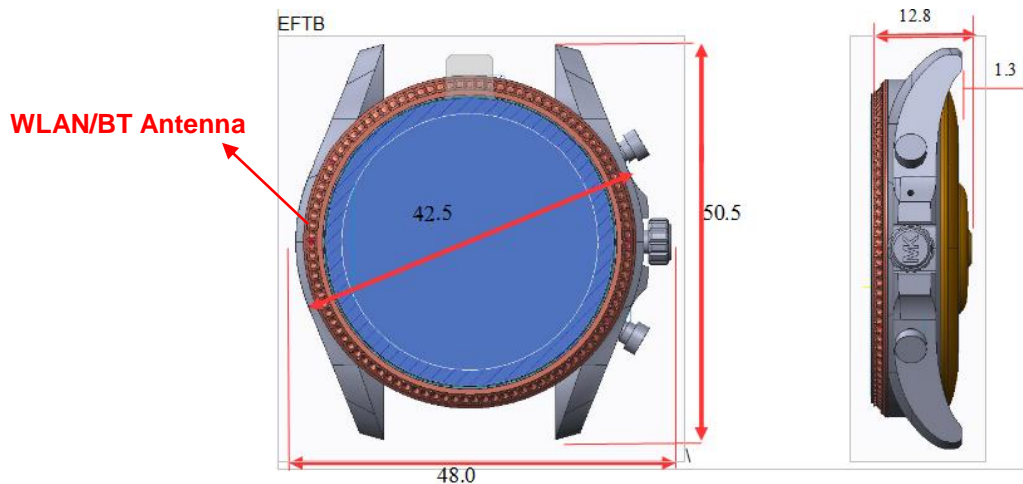


<EUT Front View>

The separation distance for antenna to edge:

Antenna	To Top Side (mm)	To Bottom Side (mm)	To Left Side (mm)	To Right Side (mm)
WLAN / BT	0	0	0	0

### DW10M2

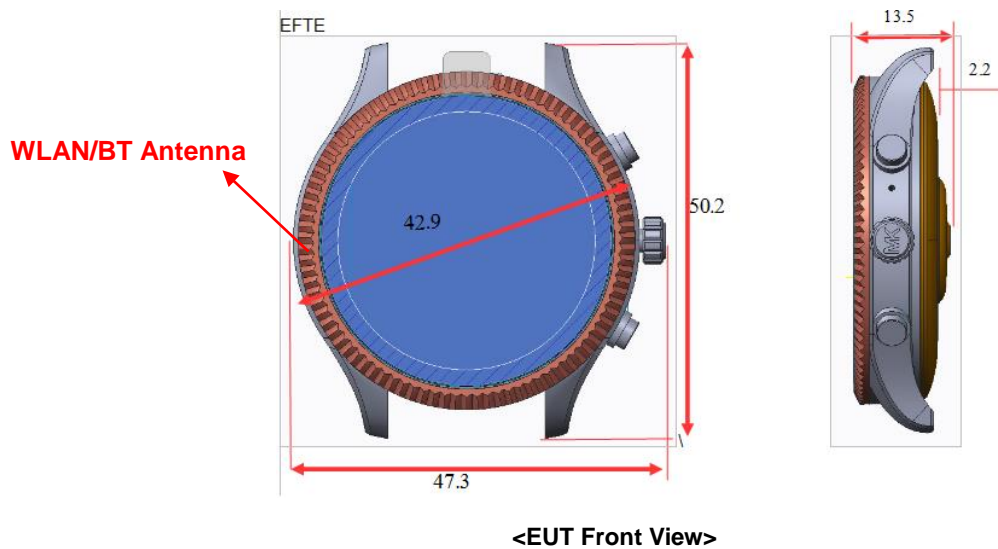


The separation distance for antenna to edge:

Antenna	To Top Side (mm)	To Bottom Side (mm)	To Left Side (mm)	To Right Side (mm)
WLAN / BT	0	0	0	0

# FCC SAR Test Report

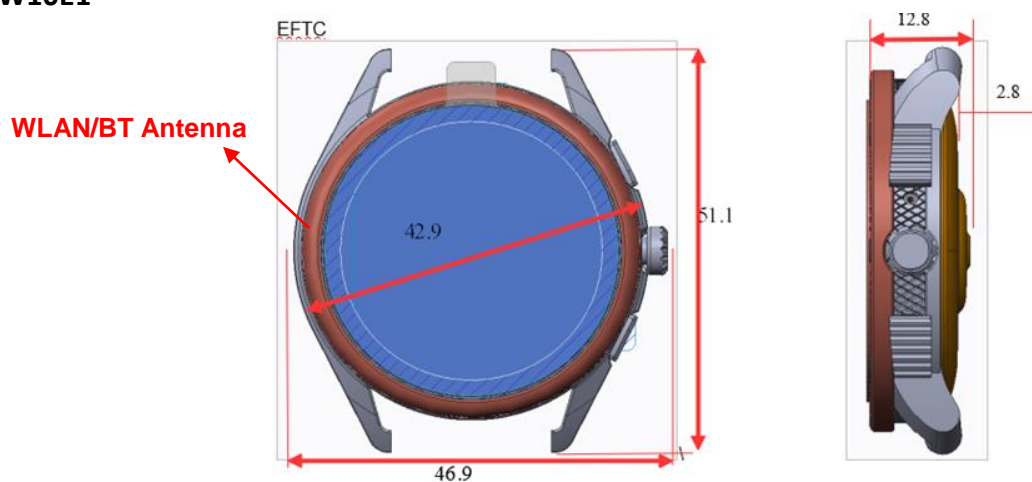
DW10M1



The separation distance for antenna to edge:

Antenna	To Top Side (mm)	To Bottom Side (mm)	To Left Side (mm)	To Right Side (mm)
WLAN / BT	0	0	0	0

DW10E1



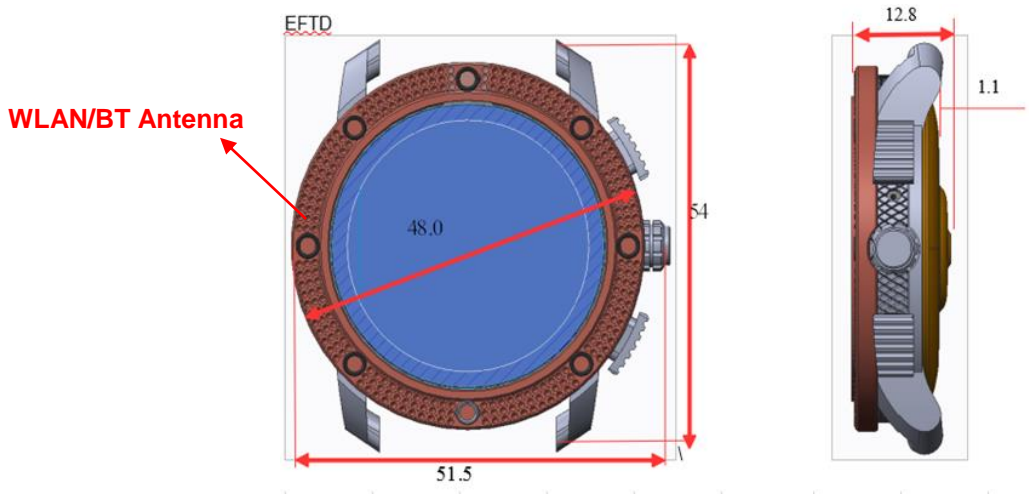
The separation distance for antenna to edge:

Antenna	To Top Side (mm)	To Bottom Side (mm)	To Left Side (mm)	To Right Side (mm)
WLAN / BT	0	0	0	0



# FCC SAR Test Report


DW10D1







The separation distance for antenna to edge:

Antenna	To Top Side (mm)	To Bottom Side (mm)	To Left Side (mm)	To Right Side (mm)
WLAN / BT	0	0	0	0





## <Photographs of SAR Setup>



## FCC SAR Test Report

DW10M2	
	
Front Face of EUT at 10 mm	Rear Face of EUT at 0 mm
DW10E1	
	
Front Face of EUT at 10 mm	Rear Face of EUT at 0 mm

## FCC SAR Test Report

DW10D1	
	
Front Face of EUT at 10 mm	Rear Face of EUT at 0 mm
DW10M1	
	
Front Face of EUT at 10 mm	Rear Face of EUT at 0 mm