




PHOTOGRAPHS OF THE TEST CONFIGURATION

Radiated Emission Test above 1GHz



Radiated Emission Test below 1GHz
(WLAN, BT EDR: Test Mode A; BT LE: Test Mode A, B)



Radiated Emission Test below 1GHz
(WLAN, BT EDR: Test Mode B; BT LE: Test Mode C, D)

