

2.2 Test Set-up 8.2: Fully Anechoic Chamber

Photo No. 4: Test set-up 8.2, EUT view




Photo No. 5: Test set-up 8.2, test antenna view



2.3 Test Set-up 8.3: Radiated measurements > 18 GHz

Photo No. 6: Test set-up 8.3



Annex D of TR no.: **22077618-28076-0**

Photo No. 7: Test set-up 8.3



2.4 Test Set-up 8.4: Conducted measurements WLAN test system R&S TS 8997

Photo No. 8: test set-up 8.4 with R1LOW-R connected with TS8997





Photo No. 9: test set-up 8.4



3 Revision History

-0 Initial Version

End of Annex