

EMI Test Report

On Model Name : Microwave oven
Model Numbers : P100N30X-Z, P100N28X-Z
Brand Names : Galanz
FCC ID : UHW10030001

Prepared for Guangdong Galanz Enterprises Co., Ltd.

According to

FCC Part 18

Industrial, Scientific and Medical Equipment

FCC/OST MP-5(1986)

FCC methods of measurements of radio noise emission from industrial, scientific and medical equipment

Test Report #:	GUA-0604-5328-FCC
Prepared by:	Ravin Su
Reviewed by:	Ivan Wen
QC Manager:	Paul Chen

Test Report Released by:



Paul Chen

2007, Apr 04

Date

List Attached Files

Exhibit Type	File Description	File Name
<i>Test Report</i>	<i>Test Report</i>	<i>UHW10030001 _Test report.pdf</i>
<i>Operation Description</i>	<i>Technical Description</i>	<i>UHW10030001 _operationdescription.pdf</i>
<i>External Photos</i>	<i>External Photos</i>	<i>UHW10030001 _External Photos</i>
<i>Internal Photos</i>	<i>Internal Photos</i>	<i>UHW10030001 _Internal Photos</i>
<i>Block Diagram</i>	<i>Block Diagram</i>	<i>UHW10030001 _Block Diagram.pdf</i>
<i>Schematics</i>	<i>Circuit Diagram</i>	<i>UHW10030001 _Schematics.pdf</i>
<i>ID Label/Location</i>	<i>Label Artwork and Location</i>	<i>UHW10030001 _Label & Location.pdf</i>
<i>User Manual</i>	<i>User Manual</i>	<i>UHW10030001 _User Manual.pdf</i>
<i>Test setup photos</i>	<i>Test setup photos</i>	<i>UHW10030001 _Test Setup Photos</i>

Test Location

Tests performed in a Certified ANSI Semi-Anechoic Chamber and Shielded Room.

Test Site Location: *Electronic Testing Building
Shahe Road, Xili, Nanshan
District Shenzhen 518055, P.R.
China.*

Tel: *86-755-26703698*

Fax: *86-755-26627238*

Registration Number: *261302*

Accreditation Bodies

EMC Compliance Management Group is a fully accredited Test Laboratory for ITE, ISM, MIL-STD and Telecommunications Products.



In compliance with the site registration requirements of Section 2.948 of the FCC Rules to perform EMI measurements for the general public. FCC Registration #: 894293.



Accredited by the National Voluntary Laboratory Accreditation Program for the specific scope of accreditation under Lab Code # 200068-0.

Table of Contents

<i>GOVERNMENT DISCLAIMER NOTICE</i>	<i>1</i>
<i>REPRODUCTION CLAUSE</i>	<i>1</i>
<i>OPINIONS AND INTERPRETATIONS</i>	<i>1</i>
<i>STATEMENT OF MEASUREMENT UNCERTAINTY</i>	<i>1</i>
<i>ADMINISTRATIVE DATA</i>	<i>2</i>
<i>EUT DESCRIPTION</i>	<i>2</i>
<i>TYPE OF DERIVER</i>	<i>3</i>
<i>TEST SUMMARY</i>	<i>4</i>
<i>LOAD FOR MICROWAVE OVENS</i>	<i>5</i>
<i>EQUIPMENT MODIFICATION</i>	<i>5</i>
<i>EUT SAMPLE PHOTOS FOR MODEL P100N30AL-D1</i>	<i>6</i>
<i>TEST SYSTEM DETAILS</i>	<i>8</i>
<i>CONFIGURATION OF TESTED SYSTEM</i>	<i>9</i>
<i>ATTACHMENT 1 - RADIATION HAZARD TEST</i>	<i>10</i>
<i>ATTACHMENT 2 - INPUT POWER MEASUREMENT</i>	<i>13</i>
<i>ATTACHMENT 3 - RF OUTPUT POWER MEASUREMENT</i>	<i>16</i>
<i>ATTACHMENT 4 - OPERATING FREQUENCY MEASUREMENT</i>	<i>19</i>
<i>ATTACHMENT 5 - CONDUCTED EMISSION TEST RESULTS</i>	<i>22</i>
<i>ATTACHMENT 6 - RADIATED EMISSION TEST RESULTS</i>	<i>26-29</i>

Government Disclaimer Notice

When government drawing, specification, or other data are used for any purpose other than in connection with a definitely related government procurement operation, the United States Government thereby incurs no responsibility nor any obligation whatsoever; and the fact that the Government may have formulated, furnished, or in any way supplied the said drawing, specifications, or other data, is not to be regarded by implication or otherwise in any manner licensing the holder or any other person or corporation, or conveying any rights or permission to manufacture, use, or sell patented invention that may in any way be related thereto. This report must not be used to claim product endorsement by NVLAP or any agency of the U.S. Government.

Reproduction Clause

Any reproduction of this document must be done in full. No single part of this document may be reproduced without permission from EMC Compliance Management Group, 670 National Ave., Mountain View, CA 94043.

Opinions and Interpretations

This test report relates to the abovementioned equipment under test (EUT). Without the permission of EMC Compliance Management Group Test Lab this test report is not permitted to be duplicated in extracts. This test report does not entitle to carry any test mark on this or similar products. The manufacturer has sole responsibility of continued compliance of the device.

Statement of Measurement Uncertainty

The data and results referenced in the document are true and accurate. The reader is cautioned that there may be errors within the calibration limits of the equipment and facilities that can account for a nominal measurement error. Furthermore, component and process variability of devices similar to that tested may result in additional deviation.

Administrative Data

Test Sample : Microwave Oven

Model Numbers : P100N30X-Z

Model Tested : P100N30AL-D1

Brand Names : Galanz

Date Tested : 2007 , Jan 27th

*Applicant : Guangdong Galanz Enterprises Co., Ltd.
25 Ronggui Nan Rd., Shunde, Foshan,
Guangdong, China.*

Telephone : 86-757-23612785

Fax : 86-757-23612537

*Manufacturer : Guangdong Galanz Enterprises Co., Ltd.
25 Ronggui Nan Rd., Shunde, Foshan,
Guangdong, China.*

EUT Description

Guangdong Galanz Enterprises Co., Ltd. models tested P100N30AL-D1 (referred to the EUT in this report) are Microwave Ovens.

Specifications:

<i>Model Number:</i>	<i>P100N30AL-D1</i>
<i>Power Consumption:</i>	<i>120V~60Hz, 1450W (MICROWAVE)</i>
<i>Output:</i>	<i>1000W</i>
<i>Operation Frequency:</i>	<i>2450MHz</i>
<i>Magnetron manufacturer</i>	<i>Galanz</i>
<i>Magnetron Mode</i>	<i>M24FC-610A</i>
<i>Outside Dimensions(H×W×D):</i>	<i>11.9×19.8×15.8 in.</i>
<i>Oven Cavity Dimensions(H×W×D):</i>	<i>8.4×13.7×12.9 in.</i>
<i>Oven Capacity:</i>	<i>0.8cu.ft</i>
<i>Cooking Uniformity:</i>	<i>Turntable System (Φ12")</i>
<i>Net Weight:</i>	<i>Approx. 34.4lb.</i>

Type of Deriver

P100N30X-Z model designations:

"P" denotes the push-down type door.

"100"denotes the output power is 1000W

"N" denotes the style of the oven

"30"denotes different capacity in 20 liters

X may be L, AL, EL,ATL, P, AP, EP,J,AJ;

Z may be D1, D2,T4,F4,C1,C5,F4,HP3,MT1,T3,T1,T5;

L, AL, EL,ATL, P, AP, EP,J,AJ:

"L" denotes the pull-out type door.

"P" denotes the push-down type door.

When there is A or E denotes the different electric control, otherwise denotes the mechanical control.

D1, D2,T4,F4,C1,C5,F4,HP3,MT1,T3,T1,T5: Denote the appearance change.

P100N28X-Z model designations :

"P" denotes the push-down type door.

"100"denotes the output power is 1000W

"N" denotes the style of the oven

"28"denotes different capacity in 20 liters

X may be L,AL,EL,ATL,P,AP,EP

Z may be D1,D2,C5,T1,T3,T4,F4,MT1

L,AL,EL,ATL,P,AP,EP:

"L" is pull-out type door,"p" is the push-down type door.when there is no letter before "L,P",denote mechanical control mode,when there is "A" or "E" denote the electrical control model,"T" denote the Teflon cavity .

D1,D2,C5,T1,T3,T4,F4,MT1: denote the appearance change.

Test Summary

The Electromagnetic Compatibility requirements on model tested P100N30AL-D1 for this test are stated below. All results listed in this report relate exclusively to this above-mentioned model as the Equipment Under Test. This report confers no approval or endorsement upon any other component, host or subsystem used in the test set-up.

Emission Tests				
Specifications	Description	Test Results	Test Point	Remark
FCC Part 18:2004 FCC/OST MP-5:1986 ANSI C63.4: 2003	Radiation Hazard Measurement	Passed by 0.2mW/cm ²	EUT	Attachment 1
FCC Part 18:2004 FCC/OST MP-5:1986 ANSI C63.4: 2003	Input Power Measurement	Refer to Attachment2	EUT	Attachment 2
FCC Part 18:2004 FCC/OST MP-5:1986 ANSI C63.4: 2003	RF Output power Measurement	Refer to Attachment3	EUT	Attachment 3
FCC Part 18:2004 FCC/OST MP-5:1986 ANSI C63.4: 2003	Operating Frequency Measurement	Passed	EUT	Attachment 4
FCC Part 18:2004 FCC/OST MP-5:1986 ANSI C63.4: 2003	Conducted Emission	Passed by 7.39dB of QP Passed by 0.05dB of AVE	AC Input Port	Attachment 5
FCC Part 18:2004 FCC/OST MP-5:1986 ANSI C63.4: 2003	Radiated Emission	Passed by 4.54dB of AVE	Enclosure	Attachment 6

Load for Microwave Ovens

For all measurements the energy developed by the oven was absorbed by a dummy load consisting of a quantity of tap water in a beaker. If the oven was provided with a shelf or other utensil support, this support was in its initial normal position. For ovens rated at 1000watts or less power output, the beaker contained quantities of water as listed in the following subparagraphs. For ovens rated at more than 1000watts output, each quantity was increased by 50% for each 500watts or fraction thereof in excess of 1000watts. Additional beakers were used if necessary.

--Load for power output measurement: 1000 milliliters of water in the beaker located in the center of the oven.

--Load for frequency measurement: 1000 milliliters of water in the beaker located in the center of the oven.

--Load for measurement of radiation on second and third harmonic: Two loads, one of 700 and the other of 300 milliliters, of water are used. Each load is tested both with the beaker located in the center of the oven and with it in the right front corner.

--Load for all other measurements: 700 milliliters of water, with the beaker located in the center of the oven.

Equipment Modification

Any modifications installed previous to testing by Guangdong Galanz Enterprises Co., Ltd. will be incorporated in each production model sold or leased in United States.

There were no modifications installed by EMC Compliance Management Group (China) test personnel.

EUT Sample Photos for model P100N30AL-D1



Front & Top View



Door Opened View



Rear View

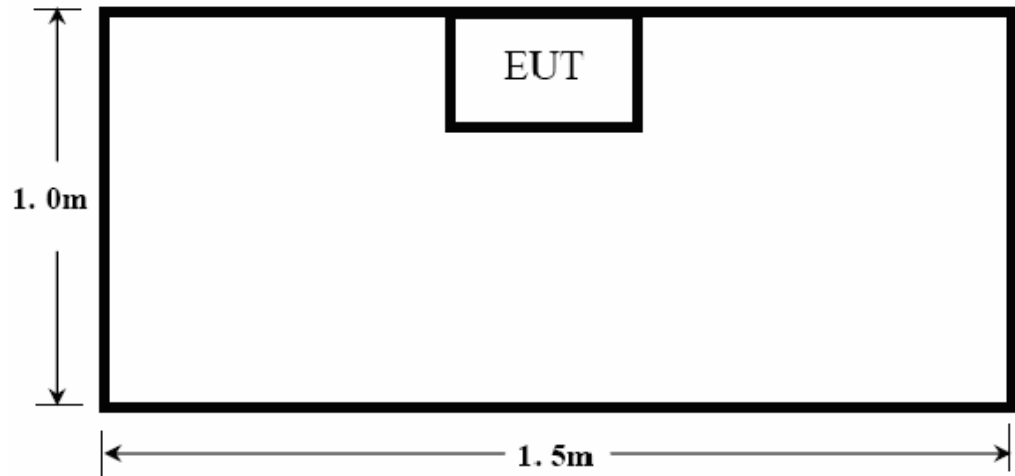


Bottom View

Test System Details

EUT					
Model Numbers:	P100N30X-Z				
Model Tested:	P100N30AL-D1				
Description:	Microwave Oven				
Manufacturer:	Guangdong Galanz Enterprises Co., Ltd.				
Support Equipment					
N/A					
Cable Description					
Description	From	To	Length (Meters)	Shielded (Y/N)	Ferrite (Y/N)
Power Cable	EUT	Plug	1.10	N	N

Configuration of Tested System

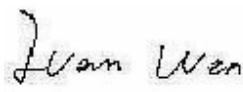


ATTACHMENT 1 - RADIATION HAZARD TEST

CLIENT:	Guangdong Galanz Enterprises Co., Ltd.	TEST STANDERD:	FCC Part 18
MODEL NUMBERS:	P100N30X-Z	PRODUCT:	Microwave Oven
MODEL TESTED:	P100N30AL-D1	EUT DESIGNATION:	Home or Office
TEMPERATURE:	22°C	HUMIDITY:	55%RH
ATM PRESSURE:	101 kPa	GROUNDING:	Through AC Power Cord
TESTED BY:	Ivan Wen	DATE OF TEST:	2007, Jan 28
TEST REFERENCE:	ANSI C63.4: 2003, FCC/OST MP-5:1986		
TEST PROCEDURE:	The EUT was set up according to the FCC MP-5 and FCC Part 18 for Radiation Hazard Measurement. The measurement was using a microwave leakage meter to measure the Radiation leakage in the as-received condition with the oven door closed. A 1000ml water load in a beaker was located in the center of the oven and the Microwave oven was set to maximum power. While the oven operating, the microwave meter will check the leakage and then record the maximum leakage.		
TESTED RANGE:	N/A		
TEST VOLTAGE:	120VAC / 60Hz		
RESULTS:	<p>There was no microwave leakage exceeding a power level of 0.2mW/cm² observed at any point 5cm or more from the external surface of the oven.</p> <p>A maximum of 1.0mW/cm² is allowed in accordance with the applicable FCC standards. Hence, microwave leakage in the as-received condition with the oven door closed was below the maximum allowed.</p> <p>The test results relate only to the equipment under test provided by client.</p>		
Changes or Modifications:	There were no modifications installed by EMC Compliance Management Group (China) test personnel.		
M. UNCERTAINTY:	0.0001 mW/cm ²		

Test equipment list :

Test Equipment	Manufacturer/ Model	Serial No.	Last Cal.	Cal. Due
Field Monitor	R&S	AR / FM5004	05/26/05	05/25/07
Electric Field Probe	R&S	AR / FP6001	03/16/05	03/15/07
Note: All testing were performed using internationally recognized standards. All test instruments were calibrated and traceable to the National Institute of Standards and Technology (NIST).				

SIGNED BY: 
ENGINEER

REVIEWED BY: 
SENIOR ENGINEER

EUT Model: P100N30AL-D1



Radiation Hazard Test Set-up

ATTACHMENT 2 – INPUT POWER MEASUREMENT

CLIENT:	Guangdong Galanz Enterprises Co., Ltd.	TEST STANDERD:	FCC Part 18
MODEL NUMBERS:	P100N30X-Z	PRODUCT:	Microwave Oven
MODEL TESTED:	P100N30AL-D1	EUT DESIGNATION:	Home or Office
TEMPERATURE:	22°C	HUMIDITY:	55%RH
ATM PRESSURE:	101 kPa	GROUNDING:	Through AC Power Cord
TESTED BY:	Ivan Wen	DATE OF TEST:	2007, Jan 28
TEST REFERENCE:	ANSI C63.4: 2003, FCC/OST MP-5:1986		
TEST PROCEDURE:	The EUT was set up according to the FCC MP-5 and FCC Part 18 for Input power Measurement. The input power and current was measured using a power analyzer. A 1000ml water load in a beaker was located in the center of the oven and the Microwave oven was set to maximum power. While the oven is operating, use a voltmeter and an ampmeter to test the AC input voltage and current.		
TESTED RANGE:	N/A		
TEST VOLTAGE:	120VAC / 60Hz		
RESULTS:	Based on the measured input power, the EUT was found to be operating within the intended specifications. The test results relate only to the equipment under test provided by client.		
Changes or Modifications:	There were no modifications installed by EMC Compliance Management Group (China) test personnel.		
M. UNCERTAINTY:	± 5W		

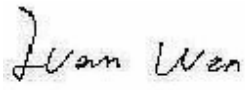
Test Result:

Input Voltage (Vac/Hz)	Input Current (amps)	Measured Input Power (watts)	Rated Input Power (watts)
120V/60Hz	12.85	1445	1450

Test equipment list :

Test Equipment	Manufacturer/ Model	Serial No.	Last Cal.	Cal. Due
Power Frequency Test System	QINGZHI / 8715B	870203197	04/22/05	04/21/07

Note: All testing were performed using internationally recognized standards. All test instruments were calibrated and traceable to the National Institute of Standards and Technology (NIST).

SIGNED BY: 
ENGINEER

REVIEWED BY: 
SENIOR ENGINEER

EUT Model: P100N30AL-D1



Input Power Test Set-Up

ATTACHMENT 3 – RF OUTPUT POWER MEASUREMENT

CLIENT:	Guangdong Galanz Enterprises Co., Ltd.	TEST STANDERD:	FCC Part 18
MODEL NUMBERS:	P100N30X-Z	PRODUCT:	Microwave Oven
MODEL TESTED:	P100N30AL-D1	EUT DESIGNATION:	Home or Office
TEMPERATURE:	22°C	HUMIDITY:	55%RH
ATM PRESSURE:	101 kPa	GROUNDING:	Through AC Power Cord
TESTED BY:	Ivan Wen	DATE OF TEST:	2007, Jan 28
TEST REFERENCE:	ANSI C63.4: 2003, FCC/OST MP-5:1986		
TEST PROCEDURE:	<p>The EUT was set up according to the FCC MP-5 and FCC Part 18C for RF output power Measurement. The Caloric Method was used to determine maximum RF output power. The initial temperature of the water load was measured. A 1000ml water load in a beaker was located in the center of the oven. The oven was operated at maximum output power for 120 seconds, the temperature of the water was re-measured.</p> <p>$\text{RF Output Power} = (4.2\text{joules/calorie})(\text{volume in milliliters})(\text{temperature rise}) / (\text{time in seconds})$</p> <p>$\text{RF Output Power} = 4.2 \text{ joules/calorie} \times 1000 \times (\text{Final Temp} - \text{Initial Temp}) / 120$</p>		
TESTED RANGE:	N/A		
TEST VOLTAGE:	120VAC / 60Hz		
RESULTS:	<p>RF Output Power = 476watts</p> <p>The test results relate only to the equipment under test provided by client.</p>		
Changes or Modifications:	There were no modifications installed by EMC Compliance Management Group (China) test personnel.		
M. UNCERTAINTY:	± 0.3°C		

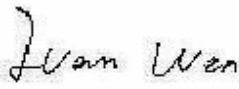
Test Result:

Quality of Water (ml)	Starting Temperature (°C)	Final Temperature (°C)	Elapsed Time (Seconds)	RF Output Power (watts)
1000	26.3	39.9	120	476

Test equipment list :

Test Equipment	Manufacturer/ Model	Serial No.	Last Cal.	Cal. Due
Data Acquisition	Agilent 34970A	MY44003367	03/17/05	03/16/07

Note: All testing were performed using internationally recognized standards. All test instruments were calibrated and traceable to the National Institute of Standards and Technology (NIST).

SIGNED BY: 
ENGINEER

REVIEWED BY: 
SENIOR ENGINEER

EUT Model: P100N30AL-D1



RF Output Power Test Set-Up

ATTACHMENT 4 - OPERATING FREQUENCY MEASUREMENT

CLIENT:	Guangdong Galanz Enterprises Co., Ltd.	TEST STANDERD:	FCC Part 18
MODEL NUMBERS:	P100N30X-Z	PRODUCT:	Microwave Oven
MODEL TESTED:	P100N30AL-D1	EUT DESIGNATION:	Home or Office
TEMPERATURE:	22°C	HUMIDITY:	55%RH
ATM PRESSURE:	101 kPa	GROUNDING:	Through AC Power Cord
TESTED BY:	Ivan Wen	DATE OF TEST:	2007, Jan 28
TEST REFERENCE:	ANSI C63.4: 2003, FCC/OST MP-5:1986		
TEST PROCEDURE:	<p>The EUT was set up according to the FCC MP-5 and FCC Part 18 for Operating Frequency Measurement.</p> <p>1) The variation of frequency with time.</p> <p>The operating frequency was measured using a spectrum analyzer. Starting with the EUT at room temperature, a 1000ml water load in a beaker was located in the center of the oven. Set a spectrum analyzer with antenna at 3 meters distance form the oven and the oven was operated at maximum output power. The fundamental operating frequency was monitored until the water load was reduced to 20 percent of the original load.</p> <p>2) The variation of frequency with Line Voltage.</p> <p>The operating frequency was measured using a spectrum analyzer. The EUT was operated/warmed by at least 10 minutes of use with a 1000ml water load at room temperature at the beginning of the test. Then the operating frequency was monitored as the input voltage was varied between 80 and 125 percent of the nominal rating.</p>		
TESTED RANGE:	2450 ± 50MHz		
TEST VOLTAGE:	120VAC / 60Hz		
RESULTS:	<p>Please refer to following pages for details of the variation in operating frequency with time & line voltage measurement.</p> <p>The test results relate only to the equipment under test provided by client.</p>		
Changes or Modifications:	There were no modifications installed by EMC Compliance Management Group (China) test personnel.		
M. UNCERTAINTY:	Freq. ±10kHz		

Test result for Variation in Operating Frequency with Time:

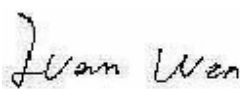
Minimum Frequency (MHz)	Maximum Frequency (MHz)
2453	2459.01

Test result for Variation in Operating Frequency with Line Voltage:

Minimum Frequency (MHz)	Maximum Frequency (MHz)
2455.01	2459.018
Note: Line voltage varied from 96Vac to 150Vac.	

Test equipment list :

Test Equipment	Manufacturer/ Model	Serial No.	Last Cal.	Cal. Due
Ultra Broadband Antenna	R&S / HL562	A0304224	06/05/05	06/04/07
Horn Antenna	R&S / HF906	A0304225	06/05/05	06/04/07
EMI Receiver	R&S / ESIB26	A0304218	06/10/05	06/09/07
5M Anechoic chamber	Albutross	A0304210	04/18/05	04/17/07
Note: All testing were performed using internationally recognized standards. All test instruments were calibrated and traceable to the National Institute of Standards and Technology (NIST).				

SIGNED BY: 
ENGINEER

REVIEWED BY: 
SENIOR ENGINEER

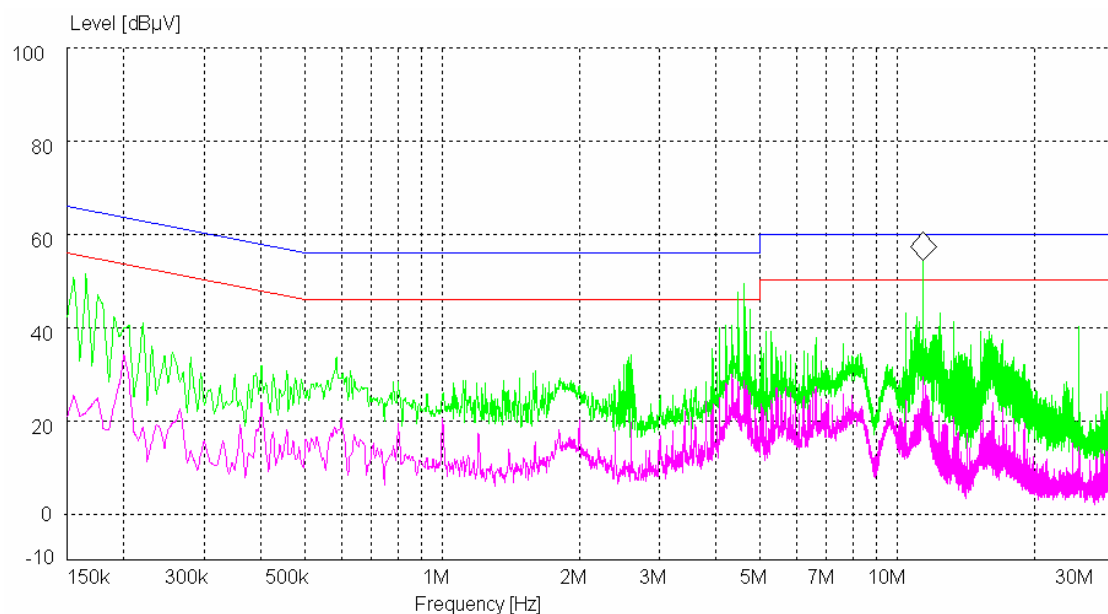
EUT Model: P100N30AL-D1



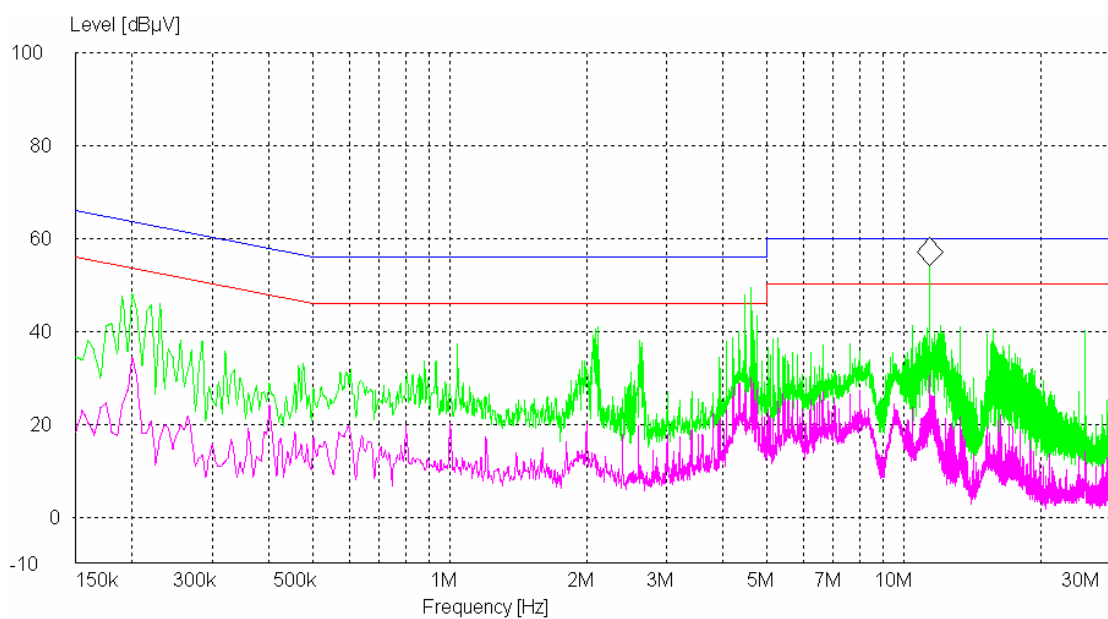
Operating Frequency Test Set-up

ATTACHMENT 5 - CONDUCTED EMISSION TEST RESULTS

CLIENT:	Guangdong Galanz Enterprises Co., Ltd.	TEST STANDERD:	FCC Part 18
MODEL NUMBERS:	P100N30X-Z	PRODUCT:	Microwave Oven
MODEL TESTED:	P100N30AL-D1	EUT DESIGNATION:	Home or Office
TEMPERATURE:	22°C	HUMIDITY:	55%RH
ATM PRESSURE:	101 kPa	GROUNDING:	Through AC Power Cord
TESTED BY:	Ivan Wen	DATE OF TEST:	2007, Jan 28
TEST REFERENCE:	ANSI C63.4: 2003, FCC/OST MP-5:1986		
TEST PROCEDURE:	The EUT was set up according to the guideline of ANSI C63.4: 2003 & FCC MP-5 for conducted emissions. The measurement was using a AMN on each line and an EMI receiver peak scan was made at the frequency measurement range. The six highest significant peaks were then marked, and these signals were then quasi-peaked and averaged. The frequency range investigated was from 150kHz to 30MHz.		
TESTED RANGE:	150kHz to 30MHz		
TEST VOLTAGE:	120VAC / 60Hz		
RESULTS:	The EUT meets the requirements of test reference for Conducted Emissions on line N by 7.39 dB of Quasi-Peak detector and by 0.05 dB of Average detector. The test results relate only to the equipment under test provided by client.		
Changes or Modifications:	There were no modifications installed by EMC Compliance Management Group (China) test personnel.		
M. UNCERTAINTY:	±2.5 dB		



Line L Conducted Emission Graph

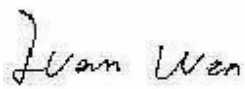



Line N Conducted Emission Graph

Line	Frequency [KHz]	Corrected QP Reading [dB μ V]	Delta QP [dB]	Limit [dB μ V/m]	Corrected AVE Reading [dB μ V]	Delta AVE [dB]	Limit [dB μ V/m]
L	4.475	46.68	-9.32	56	45.69	-0.31	46
L	4.610	48.27	-7.73	56	45.92	-0.08	46
L	11.405	50.93	-9.07	60	33.44	-16.56	50
N	4.475	46.43	-9.57	56	45.42	-0.58	46
N	4.610	48.61	-7.39	56	45.95	-0.05	46
N	11.405	48.90	-11.1	60	31.89	-18.11	50
Note: All reading are using a bandwidth of 9 kHz, with a 30 ms sweep time.							

Test equipment list :

Test Equipment	Manufacturer/ Model	Serial No.	Last Cal.	Cal. Due
EMI Receiver	R&S / ESIB26	A0304218	06/10/04	06/09/06
LISN	R&S / ESH2-Z5	A0304221	06/10/04	06/09/06
Note: All testing were performed using internationally recognized standards. All test instruments were calibrated and traceable to the National Institute of Standards and Technology (NIST).				

SIGNED BY: 
ENGINEER

REVIEWED BY: 
QC

EUT Model: P100N30AL-D1



Conducted Emission Test Set-up

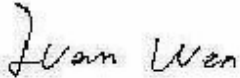
ATTACHMENT 6 - RADIATED EMISSION TEST RESULTS


CLIENT:	Guangdong Galanz Enterprises Co., Ltd.	TEST STANDARD:	FCC Part 18
MODEL NUMBERS:	P100N30X-Z	PRODUCT:	Microwave Oven
MODEL TESTED:	P100N30AL-D1	EUT DESIGNATION:	Home or Office
TEMPERATURE:	22°C	HUMIDITY:	55%RH
ATM PRESSURE:	101 kPa	GROUNDING:	Through AC Power Cord
TESTED BY:	Ivan Wen	DATE OF TEST:	2007, Jan 28
TEST REFERENCE:	ANSI C63.4: 2003, FCC/OST MP-5:1986		
TEST PROCEDURE:	<p>The EUT was set up according to the guidelines of ANSI C63.4: 2003 & FCC MP-5 for radiated emissions. Microwave oven was placed on a 1m *1.5m nonconductive table. The top of the table is 1.0 m above the ground. The table is placed on a flush mounted metal turntable.</p> <p>An EMI receiver peak scan was made at the frequency measurement range (pre-scan) in an Anechoic chamber. Signal discrimination was then performed and the significant peaks marked. All data was recorded in Quasi-peak detection mode from 30 MHz to 1GHz and average detector mode above 1GHz.</p> <p>The following data lists the significant emission frequencies, measured levels, correction factors (including cable and antenna correction factors), and the corrected readings against the limits. Explanation of the Correction Factor are given as follows:</p> <p>FS= RA + AF + CF - AG</p> <p>Where: FS = Field Strength</p> <p>RA = Receiver Amplitude</p> <p>AF = Antenna Factor</p> <p>CF = Cable Attenuation Factor</p> <p>AG = Amplifier Gain</p>		
TESTED RANGE:	30MHz to 24.5GHz		
TEST VOLTAGE:	120VAC / 60Hz		
RESULTS:	<p>The EUT meets the requirements of test reference for Radiated Emissions on Horizontal polarization by 4.54 dB of Average detector at 9.8132GHz.</p> <p>The test results relate only to the equipment under test provided by client.</p>		
CHANGES OR MODIFICATIONS:	There were no modifications installed by EMC Compliance Management Group (China) test personnel.		
M. UNCERTAINTY:	± 3.2 dB		

30MHz – 1GHz				
Frequency [MHz]	Antenna Polarization [V/H]	Corrected Reading [dB μ V/m]	Delta, QP [dB]	3 Meters Limits [dB μ V/m]
299.88	H	25.16	-42.8	67.96
426.36	H	27.02	-40.94	67.96
562.76	H	29.44	-38.52	67.96
102.00	V	22.17	-45.79	67.96
443.64	V	23.64	-44.32	67.96
551.44	V	27.18	-40.78	67.96
Note: All readings are quasi-peak unless stated otherwise, using a bandwidth of 120kHz, with a 30 ms sweep time. A video filter was not used.				
1GHz – 24.5GHz				
Frequency [GHz]	Antenna Polarization [V/H]	Corrected Reading [dB μ V/m]	Delta, AVE [dB]	3 Meters Limits [dB μ V/m]
6.3784	H	51.89	-16.07	67.96
7.96	H	50.44	-17.52	67.96
9.8132	H	63.42	-4.54	67.96
6.4232	V	49.77	-18.19	67.96
7.9808	V	50.55	-17.41	67.96
12.2640	V	59.30	-8.66	67.96
Comments: None				
Note: All readings are average unless stated otherwise, using a bandwidth of 1MHz, with a 30 ms sweep time. A video filter was not used.				

Test equipment list :

Test Equipment	Manufacturer/ Model	Serial No.	Last Cal.	Cal. Due
Ultra Broadband Antenna	R&S / HL562	A0304224	06/05/05	06/04/07
Horn Antenna	R&S / HF906	A0304225	06/05/05	06/04/07
EMI Receiver	R&S / ESIB26	A0304218	06/10/05	06/09/07
5M Anechoic chamber	Albutross	A0304210	04/18/05	04/17/07
Note: All testing were performed using internationally recognized standards. All test instruments were calibrated and traceable to the National Institute of Standards and Technology (NIST).				

SIGNED BY: 
ENGINEER

REVIEWED BY: 
SENIOR ENGINEER

EUT Model: P100N30AL-D1



Radiated Emission Test Set-up