

7. PHOTO




Fig. 7.1

*FCC part 15B Radiated Emissions Test Set-up
Range: 30 – 1000 MHz*



Fig. 7.2

*FCC part 15C Radiated Emissions Test Set-up
Range: 30 – 1000 MHz*




Fig. 7.3

*FCC part 15C Radiated Emissions Test Set-up
Range: 1 – 18 GHz*




Fig. 7.4

*FCC part 15C Radiated Emissions Test Set-up
Range: 18 – 26.5 GHz*




Fig. 7.5

*FCC part 15C Radiated Emissions Test Set-up
Range: 26.5 – 40 GHz*




Fig. 7.6

*FCC part 15C Radiated Emissions Test Set-up
Range: 40 – 60 GHz*




Fig. 7.7

*FCC part 15C Radiated Emissions Test Set-up
Range: 60 – 90 GHz*



Fig. 7.8

*FCC part 15C Radiated Emissions Test Set-up
Range: 9 kHz – 30 MHz*



Fig. 7.9

FCC part 15C – Conducted Antenna Test Set-up



Fig. 7.10

FCC part 15C – Temperature control for Frequency Stability Test Set-up