


## **Appendix B. Test Photos**


## **1. Photographs of Conducted Emissions Test Configuration**

**Normal Mode P812N**

**FRONT VIEW**



**REAR VIEW**




**SIDE VIEW**




**Normal Mode P912N**

**FRONT VIEW**



**REAR VIEW**






**SIDE VIEW**




## **2. Photographs of Radiated Emissions Test Configuration**

**For radiated emissions below 30MHz**

**FRONT VIEW**



**REAR VIEW**




**For radiated emissions 9kHz~1GHz**

**Normal Mode P812N**

**FRONT VIEW**




**REAR VIEW**






**Normal Mode P912N**

**FRONT VIEW**



**REAR VIEW**





**For radiated emissions above 1GHz**

**FRONT VIEW**



**REAR VIEW**

