

10. SETUP PHOTOS

RADIATED MEASUREMENT SETUP

FRONT VIEW - Source




RADIATED RF MEASUREMENT SETUP (BELOW 1 GHz)

RADIATED FRONT PHOTO (BELOW 1 GHz)



RADIATED BACK PHOTO (BELOW 1 GHz)




RADIATED RF MEASUREMENT SETUP – 1-18 GHz

RADIATED FRONT PHOTO (1-18 GHz)




RADIATED BACK PHOTO – (1-18 GHz)




RADIATED EMISSION 18-40 GHz

RADIATED EMISSIONS



FREQUENCY STABILITY SETUP

TEMPERATURE CHAMBER



POWERLINE CONDUCTED EMISSIONS MEASUREMENT SETUP FOR ADAPTER 1

LINE CONDUCTED FRONT PHOTO



LINE CONDUCTED BACK PHOTO




POWERLINE CONDUCTED EMISSIONS MEASUREMENT SETUP FOR ADAPTER 2

LINE CONDUCTED FRONT PHOTO



LINE CONDUCTED BACK PHOTO



END OF REPORT