



8. SETUP PHOTOS


8.1. RADIATED RF MEASUREMENT SETUP

8.1.1. DUAL BAND OMNI-DIRECTIONAL ANTENNA






8.1.2. MONOPOLE OMNI 2.4GHz ANTENNA





8.1.3. DIRECTIONAL ANTENNA (11.5dBi)




RADIATED BACK PHOTO



8.1.4. OMNI DIRECTIONAL ANTENNA (4dBi)


RADIATED FRONT PHOTO




RADIATED BACK PHOTO




8.1.5. DIRECTIONAL ANTENNA (14.5dBi)




RADIATED BACK PHOTO




8.1.6. FLAT PANEL ANTENNA 19dBi




RADIATED BACK PHOTO




8.1.7. FLAT PANEL ANTENNA 23dBi





DIRECTIONAL ANTENNA FOR 5GHz



RADIATED BACK PHOTO



END OF REPORT