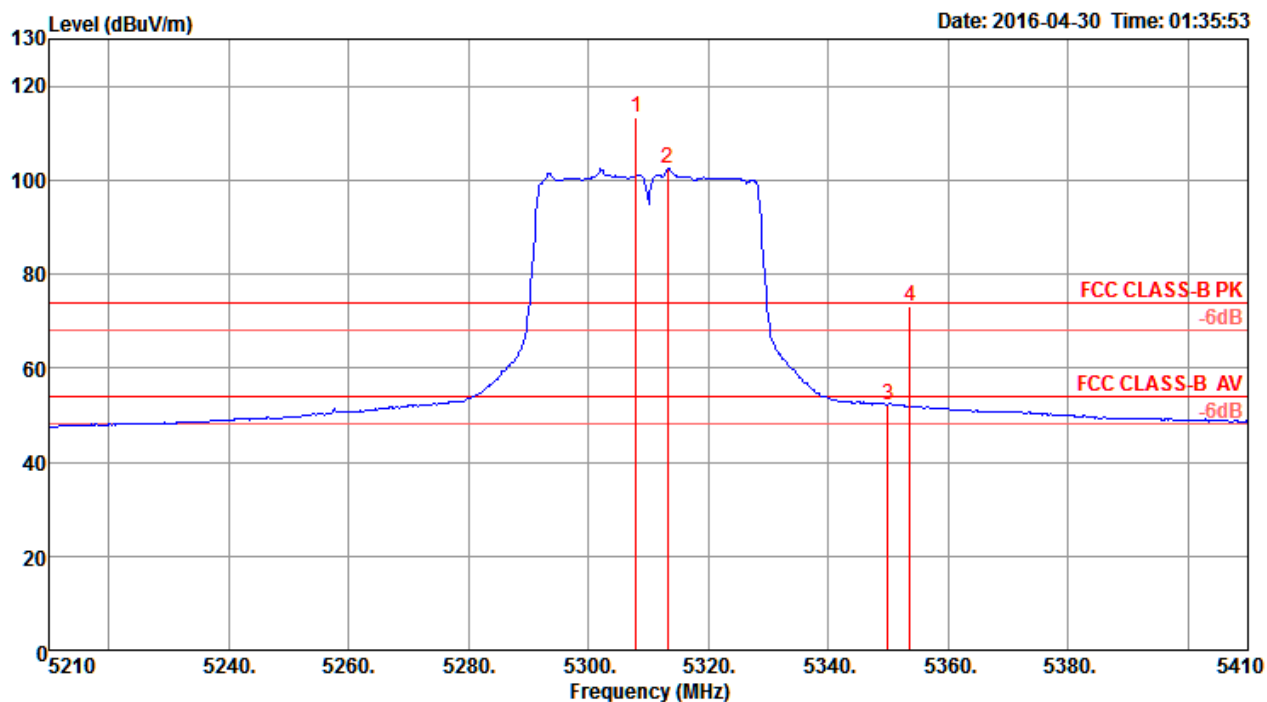


Channel 62



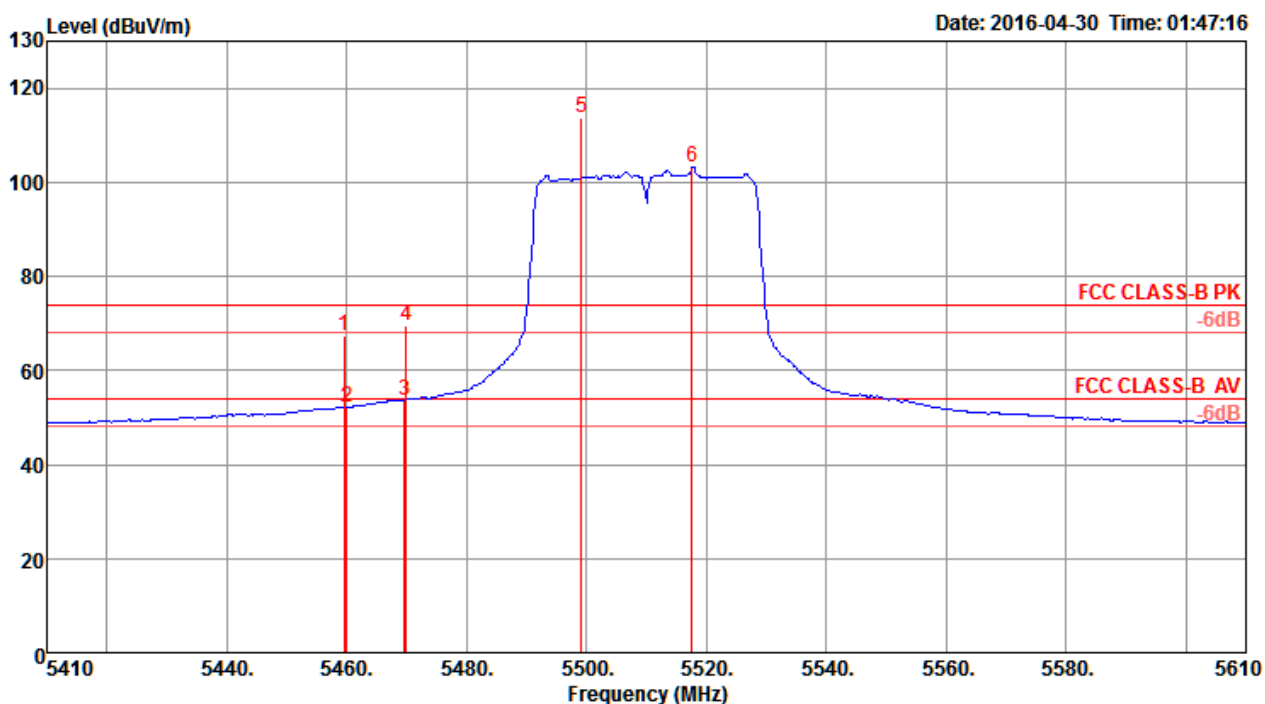
	Freq	Level	Limit	Over	Read	CableAntenna	Preamp	T/Pos	A/Pos	Remark	Pol/Phase
	MHz	dBuV/m	dBuV/m	dB	dBuV	dB	dB/m	dB	deg	cm	
1	5308.00	113.51			106.52	7.91	33.55	34.47	168	181 Peak	HORIZONTAL
2	5313.20	102.38			95.39	7.91	33.55	34.47	168	181 Average	HORIZONTAL
3	5350.00	52.30	54.00	-1.70	45.29	7.89	33.59	34.47	168	181 Average	HORIZONTAL
4	5353.60	73.25	74.00	-0.75	66.24	7.89	33.59	34.47	168	181 Peak	HORIZONTAL

Item 1, 2 are the fundamental frequency at 5310 MHz.

Note: Both antenna polarizations have been tested and only the worst case was recorded in test report.

Temperature	22°C	Humidity	56%
Test Engineer	Peter Wu & Gary Chu	Configurations	IEEE 802.11ac MCS0/Nss4 VHT40 CH 102, 110, 134 / Chain 1 + Chain 2 + Chain 3 + Chain 4
Test Mode	Mode 2		

Channel 102

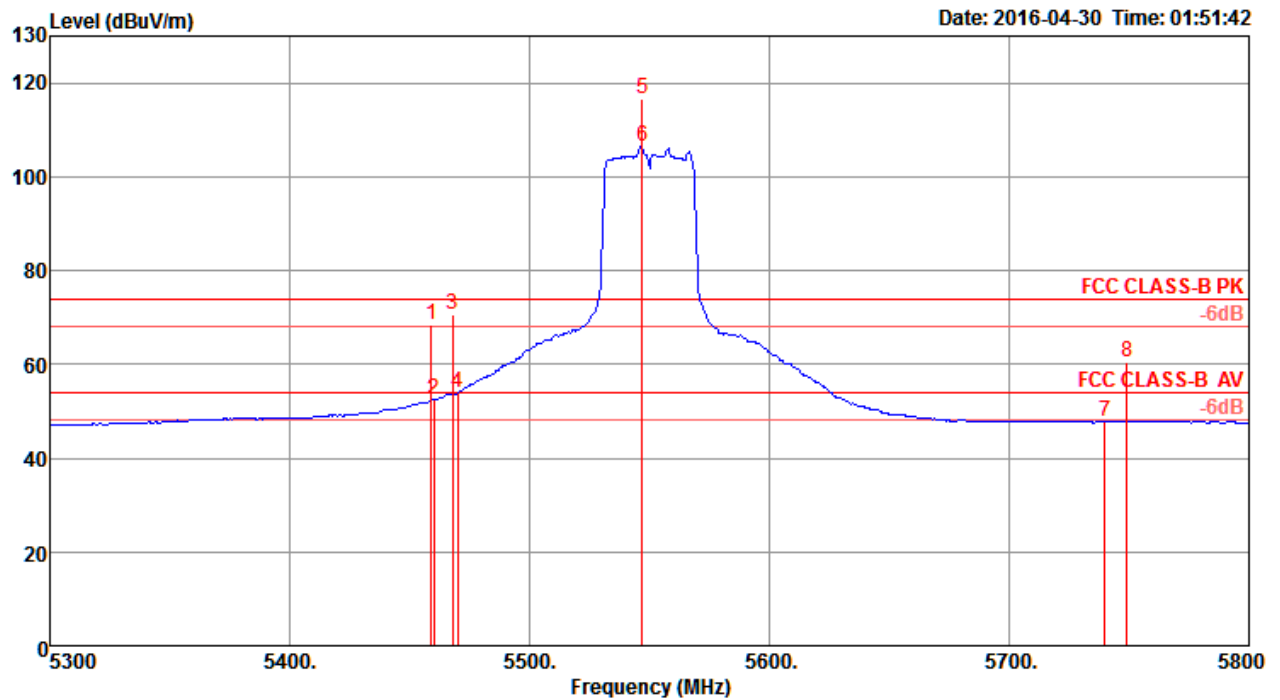


	Freq	Level	Limit	Over	Read	Cable	Antenna	Preamp	T/Pos	A/Pos	Remark	Pol/Phase
	MHz	dBuV/m	dBuV/m	dB	dBuV	dB	dB/m	dB	deg	cm		
1	5459.60	67.50	74.00	-6.50	60.34	7.89	33.74	34.47	178	174	Peak	VERTICAL
2	5460.00	52.16	54.00	-1.84	45.00	7.89	33.74	34.47	178	174	Average	VERTICAL
3	5469.60	53.64	54.00	-0.36	46.45	7.90	33.76	34.47	178	174	Average	VERTICAL
4	5470.00	69.37	74.00	-4.63	62.18	7.90	33.76	34.47	178	174	Peak	VERTICAL
5	5499.20	113.67			106.43	7.91	33.80	34.47	178	174	Peak	VERTICAL
6	5517.60	103.31			96.01	7.92	33.85	34.47	178	174	Average	VERTICAL

Item 5, 6 are the fundamental frequency at 5510 MHz.

Note: Both antenna polarizations have been tested and only the worst case was recorded in test report.

Channel 110

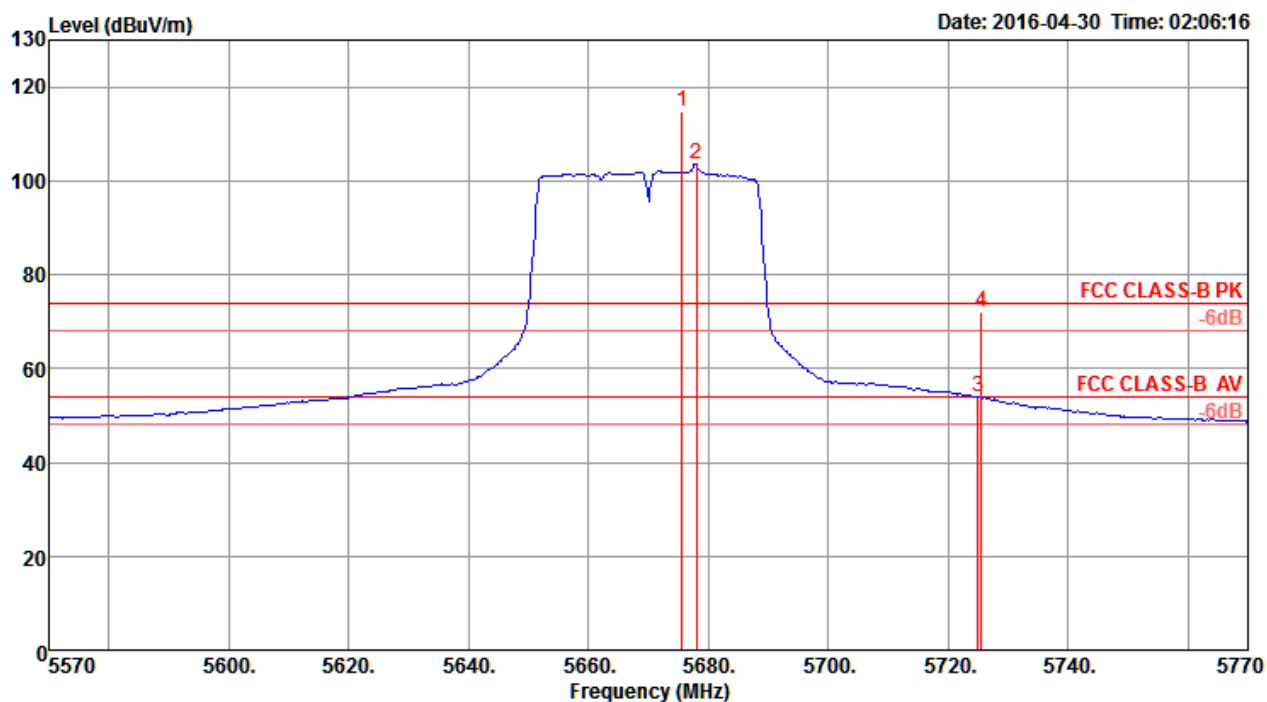


	Freq	Level	Limit	Over	Read	CableAntenna	Preamp	T/Pos	A/Pos	Remark	Pol/Phase
	MHz	dBuV/m	dBuV/m	dB	dBuV	dB	dB/m	dB	deg	cm	
1	5459.00	68.51	74.00	-5.49	61.35	7.89	33.74	34.47	181	169 Peak	HORIZONTAL
2	5460.00	52.48	54.00	-1.52	45.32	7.89	33.74	34.47	181	169 Average	HORIZONTAL
3	5468.00	70.74	74.00	-3.26	63.55	7.90	33.76	34.47	181	169 Peak	HORIZONTAL
4	5470.00	53.89	54.00	-0.11	46.70	7.90	33.76	34.47	181	169 Average	HORIZONTAL
5	5547.00	116.49			109.09	7.93	33.95	34.48	181	169 Peak	HORIZONTAL
6	5547.00	106.29			98.89	7.93	33.95	34.48	181	169 Average	HORIZONTAL
7	5740.00	47.87	54.00	-6.13	39.98	7.86	34.55	34.52	181	169 Average	HORIZONTAL
8	5749.00	60.39	74.00	-13.61	52.50	7.86	34.55	34.52	181	169 Peak	HORIZONTAL

Item 5, 6 are the fundamental frequency at 5550 MHz.

Note: Both antenna polarizations have been tested and only the worst case was recorded in test report.

Channel 134



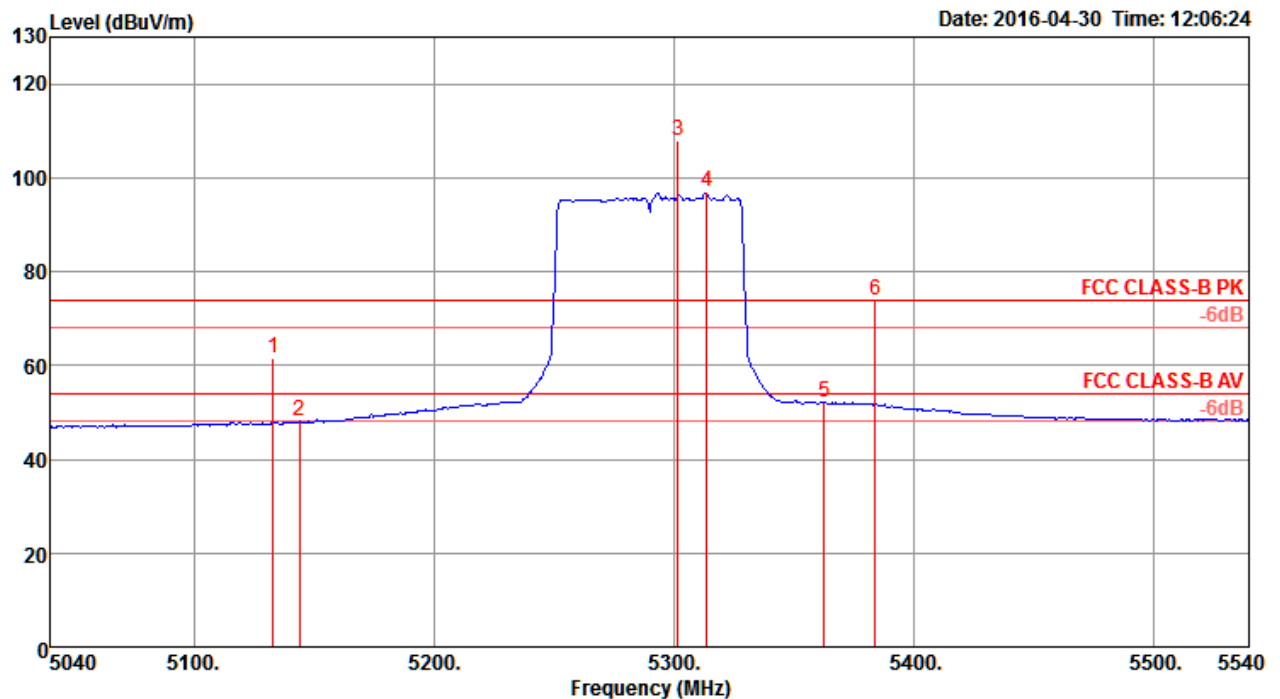
	Freq	Level	Limit	Over	Read	CableAntenna	Preamp	T/Pos	A/Pos	Remark	Pol/Phase
	MHz	dBuV/m	dBuV/m	dB	dBuV	dB	dB/m	dB	deg	cm	
1	5675.60	114.67			106.93	7.90	34.35	34.51	179	167 Peak	VERTICAL
2	5678.00	103.54			95.80	7.90	34.35	34.51	179	167 Average	VERTICAL
3	5725.00	53.84	54.00	-0.16	45.98	7.87	34.50	34.51	179	167 Average	VERTICAL
4	5725.60	72.01	74.00	-1.99	64.15	7.87	34.50	34.51	179	167 Peak	VERTICAL

Item 1, 2 are the fundamental frequency at 5670 MHz.

Note: Both antenna polarizations have been tested and only the worst case was recorded in test report.

Temperature	22°C	Humidity	56%
Test Engineer	Peter Wu & Gary Chu	Configurations	IEEE 802.11ac MCS0/Nss4 VHT80 CH 58 / Chain 1 + Chain 2 + Chain 3 + Chain 4
Test Mode	Mode 2		

Channel 58



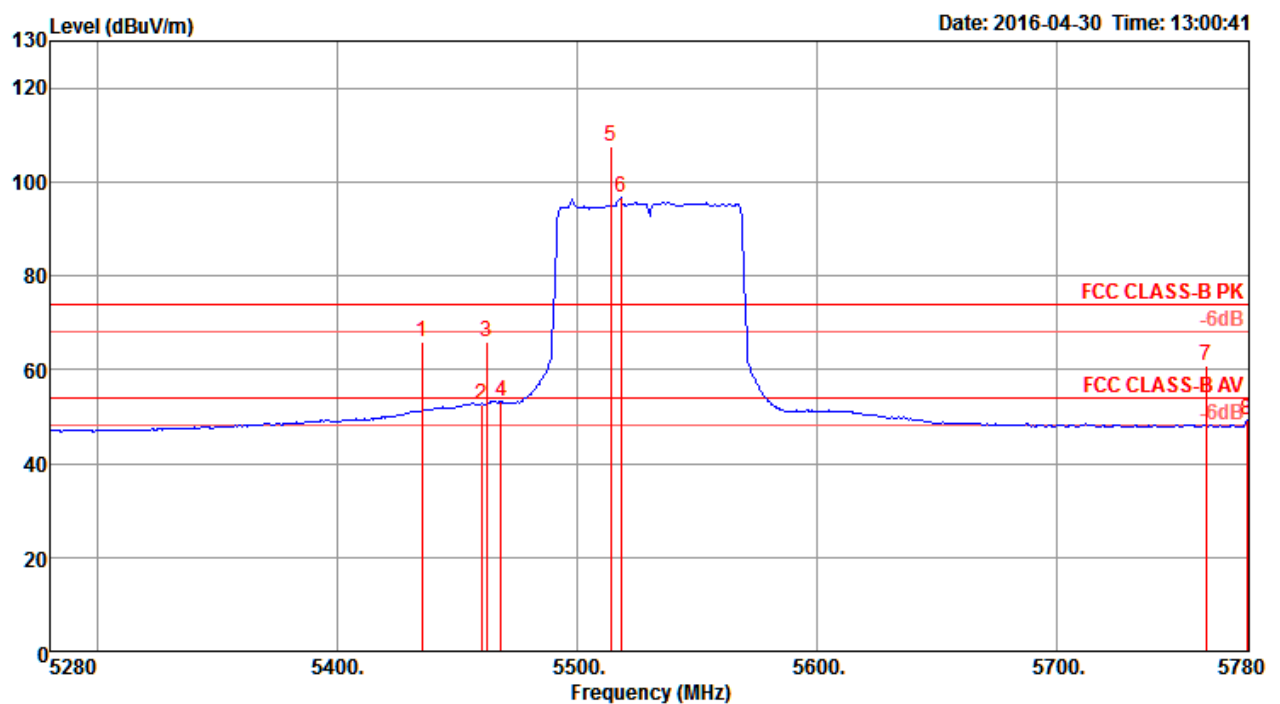
	Freq	Level	Limit	Over	Read	CableAntenna	Preamp	T/Pos	A/Pos	Remark	Pol/Phase
	MHz	dBuV/m	dBuV/m	dB	dBuV	dB	dB/m	dB	deg	cm	
1	5133.00	61.62	74.00	-12.38	54.92	7.88	33.29	34.47	188	175 Peak	HORIZONTAL
2	5144.00	48.02	54.00	-5.98	41.28	7.90	33.31	34.47	188	175 Average	HORIZONTAL
3	5302.00	107.80			100.84	7.91	33.52	34.47	188	175 Peak	HORIZONTAL
4	5314.00	96.93			89.94	7.91	33.55	34.47	188	175 Average	HORIZONTAL
5	5363.00	52.10	54.00	-1.90	45.08	7.88	33.61	34.47	188	175 Average	HORIZONTAL
6	5384.00	73.73	74.00	-0.27	66.70	7.87	33.63	34.47	188	175 Peak	HORIZONTAL

Item 3, 4 are the fundamental frequency at 5290 MHz.

Note: Both antenna polarizations have been tested and only the worst case was recorded in test report.

Temperature	22°C	Humidity	56%
Test Engineer	Peter Wu & Gary Chu	Configurations	IEEE 802.11ac MCS0/Nss4 VHT80 CH 106, 122 / Chain 1 + Chain 2 + Chain 3 + Chain 4
Test Mode	Mode 2		

Channel 106

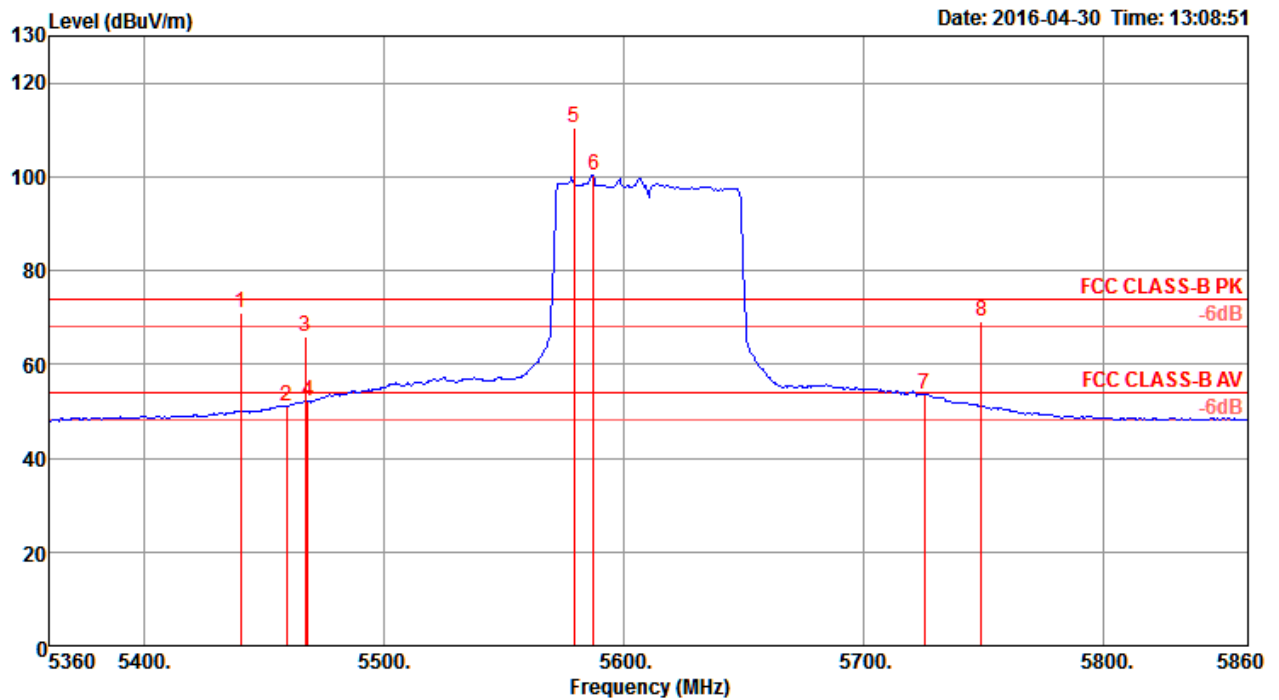


	Freq	Level	Limit	Over	Read	Cable	Antenna	Preamp	T/Pos	A/Pos	Remark	Pol/Phase
	MHz	dBuV/m	dBuV/m	dB	dBuV	dB	dB/m	dB	deg	cm		
1	5435.00	65.98	74.00	-8.02	58.85	7.88	33.72	34.47	187	174	Peak	VERTICAL
2	5460.00	52.59	54.00	-1.41	45.43	7.89	33.74	34.47	187	174	Average	VERTICAL
3	5468.00	65.94	74.00	-8.06	58.78	7.89	33.74	34.47	187	174	Peak	VERTICAL
4	5468.00	53.22	54.00	-0.78	46.03	7.90	33.76	34.47	187	174	Average	VERTICAL
5	5514.00	107.52			100.22	7.92	33.85	34.47	187	174	Peak	VERTICAL
6	5518.00	96.74			89.44	7.92	33.85	34.47	187	174	Average	VERTICAL
7	5762.00	60.89	74.00	-13.11	52.96	7.85	34.60	34.52	187	174	Peak	VERTICAL
8	5779.00	49.31	54.00	-4.69	41.35	7.84	34.65	34.53	187	174	Average	VERTICAL

Item 5, 6 are the fundamental frequency at 5530 MHz.

Note: Both antenna polarizations have been tested and only the worst case was recorded in test report.

Channel 122



	Freq	Level	Limit	Over	Read	CableAntenna	Preamp	T/Pos	A/Pos	Remark	Pol/Phase
	MHz	dBuV/m	dBuV/m	dB	dBuV	dB	dB/m	dB	deg	cm	
1	5440.00	70.90	74.00	-3.10	63.77	7.88	33.72	34.47	189	178 Peak	HORIZONTAL
2	5459.00	51.06	54.00	-2.94	43.90	7.89	33.74	34.47	189	178 Average	HORIZONTAL
3	5467.00	66.05	74.00	-7.95	58.86	7.90	33.76	34.47	189	178 Peak	HORIZONTAL
4	5468.00	52.24	54.00	-1.76	45.05	7.90	33.76	34.47	189	178 Average	HORIZONTAL
5	5579.00	110.38			102.88	7.94	34.05	34.49	189	178 Peak	HORIZONTAL
6	5587.00	100.17			92.67	7.94	34.05	34.49	189	178 Average	HORIZONTAL
7	5725.00	53.61	54.00	-0.39	45.75	7.87	34.50	34.51	189	178 Average	HORIZONTAL
8	5749.00	69.33	74.00	-4.67	61.44	7.86	34.55	34.52	189	178 Peak	HORIZONTAL

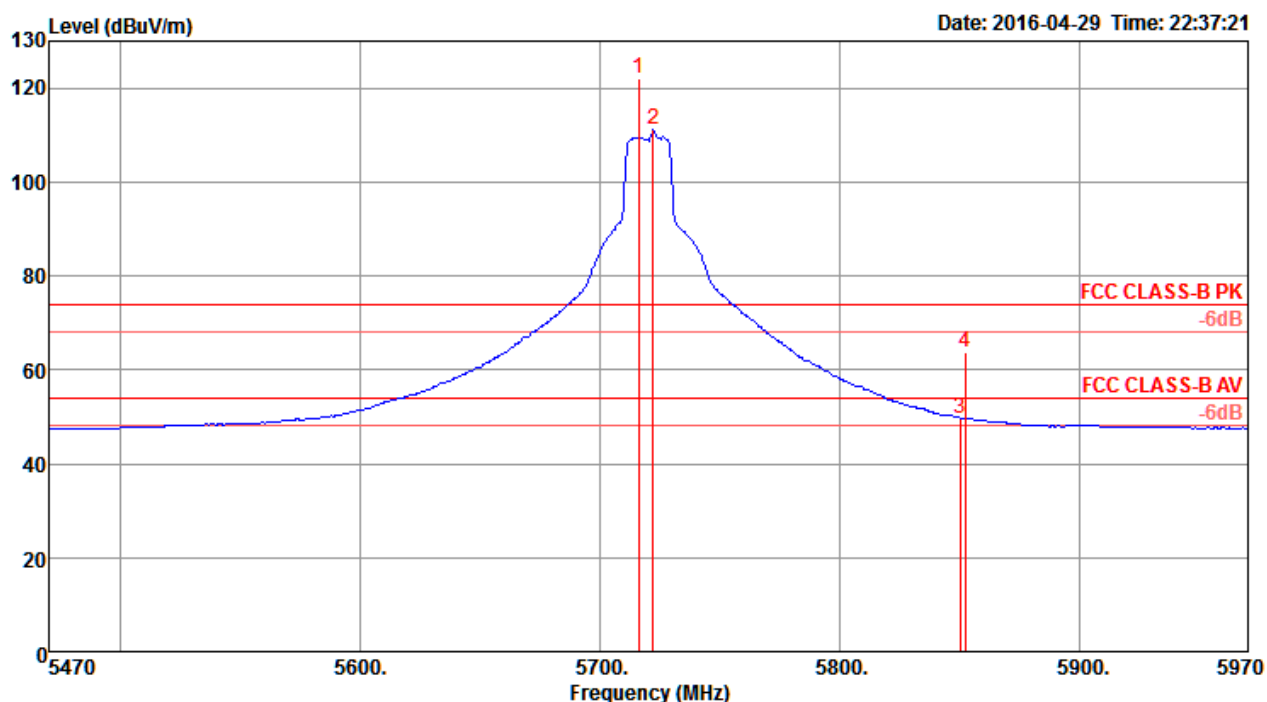
Item 5, 6 are the fundamental frequency at 5610 MHz.

Note: Both antenna polarizations have been tested and only the worst case was recorded in test report.

Straddle Channel

Temperature	22°C	Humidity	56%
Test Engineer	Peter Wu & Gary Chu	Configurations	IEEE 802.11ac MCS0/Nss4 VHT20 CH 144 / Chain 1 + Chain 2 + Chain 3 + Chain 4
Test Mode	Mode 2		

Channel 144



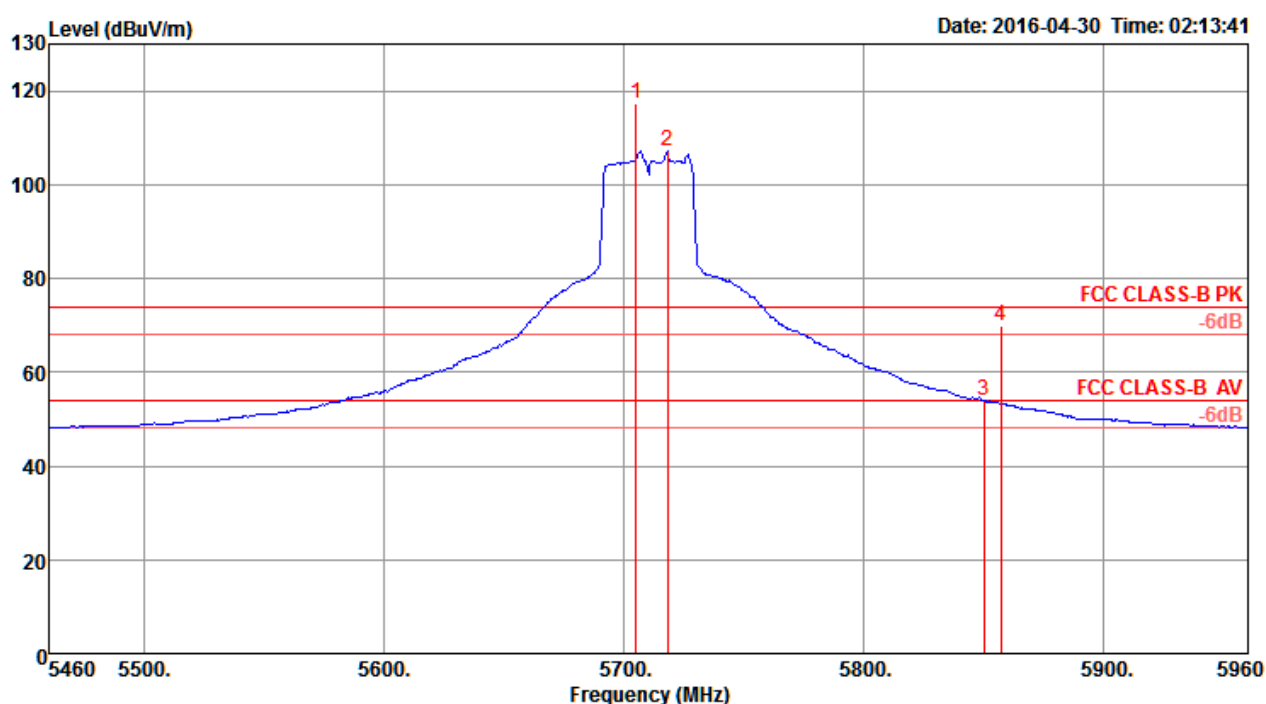
	Freq	Level	Limit	Over	Read	Cable	Antenna	Preamp	T/Pos	A/Pos	Remark	Pol/Phase
	MHz	dBuV/m	dBuV/m	dB	dBuV	dB	dB/m	dB	deg	cm		
1	5716.00	121.98			114.16	7.88	34.45	34.51	176	174	Peak	VERTICAL
2	5722.00	111.27			103.45	7.88	34.45	34.51	176	174	Average	VERTICAL
3	5850.00	49.76	54.00	-4.24	41.65	7.80	34.85	34.54	176	174	Average	VERTICAL
4	5852.00	63.65	74.00	-10.35	55.54	7.80	34.85	34.54	176	174	Peak	VERTICAL

Item 1, 2 are the fundamental frequency at 5720 MHz.

Note: Both antenna polarizations have been tested and only the worst case was recorded in test report.

Temperature	22°C	Humidity	56%
Test Engineer	Peter Wu & Gary Chu	Configurations	IEEE 802.11ac MCS0/Nss4 VHT40 CH 142 / Chain 1 + Chain 2 + Chain 3 + Chain 4
Test Mode	Mode 2		

Channel 142



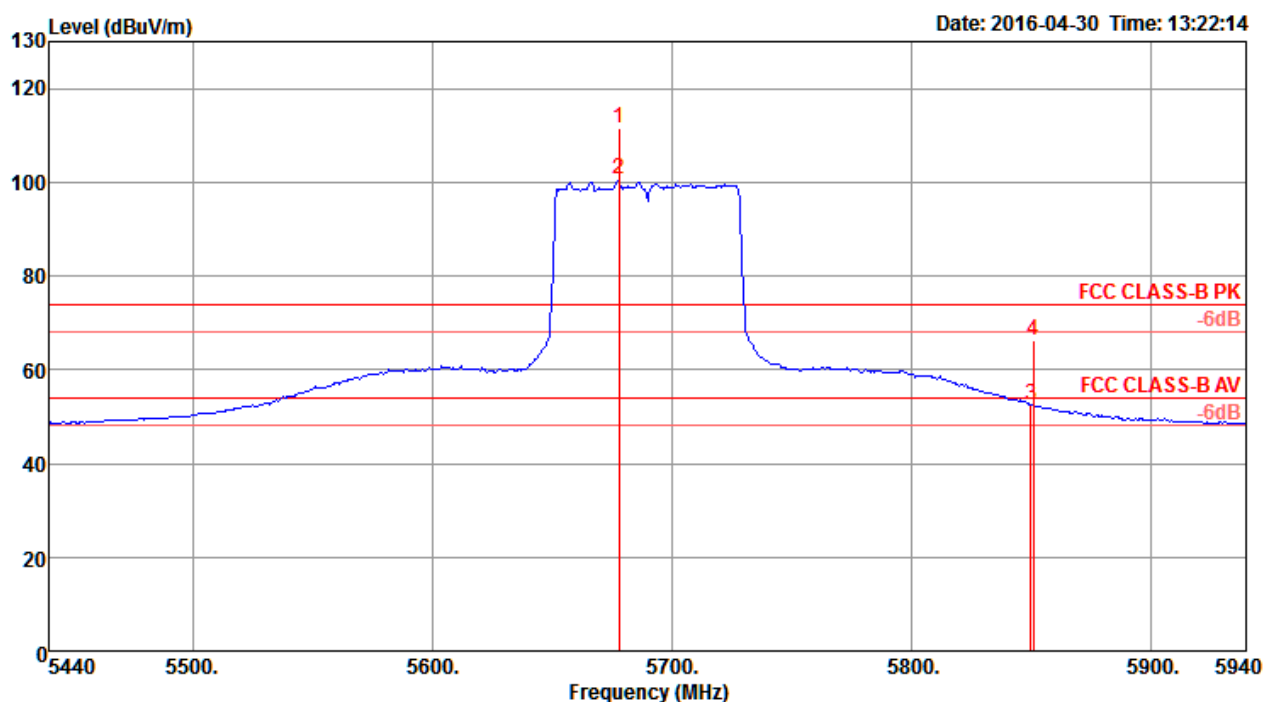
	Freq	Level	Limit	Over	Read	Cable	Antenna	Preamp	T/Pos	A/Pos	Remark	Pol/Phase
	MHz	dBuV/m	dBuV/m	dB	dBuV	dB	dB/m	dB	deg	cm		
1	5705.00	117.41			109.63	7.89	34.40	34.51	181	183	Peak	HORIZONTAL
2	5718.00	107.03			99.21	7.88	34.45	34.51	181	183	Average	HORIZONTAL
3	5850.00	53.90	54.00	-0.10	45.79	7.80	34.85	34.54	181	183	Average	HORIZONTAL
4	5857.00	69.94	74.00	-4.06	61.79	7.79	34.90	34.54	181	183	Peak	HORIZONTAL

Item 1, 2 are the fundamental frequency at 5710 MHz.

Note: Both antenna polarizations have been tested and only the worst case was recorded in test report.

Temperature	22°C	Humidity	56%
Test Engineer	Peter Wu & Gary Chu	Configurations	IEEE 802.11ac MCS0/Nss4 VHT80 CH 138 / Chain 1 + Chain 2 + Chain 3 + Chain 4
Test Mode	Mode 2		

Channel 138



	Freq	Level	Limit	Over	Read	Cable	Antenna	Preamp	T/Pos	A/Pos	Remark	Pol/Phase
	MHz	dBuV/m	dBuV/m	dB	dBuV	dB	dB/m	dB	deg	cm		
1	5678.00	111.59			103.85	7.90	34.35	34.51	189	183	Peak	HORIZONTAL
2	5678.00	100.69			92.95	7.90	34.35	34.51	189	183	Average	HORIZONTAL
3	5850.00	52.44	54.00	-1.56	44.33	7.80	34.85	34.54	189	183	Average	HORIZONTAL
4	5851.00	66.18	74.00	-7.82	58.07	7.80	34.85	34.54	189	183	Peak	HORIZONTAL

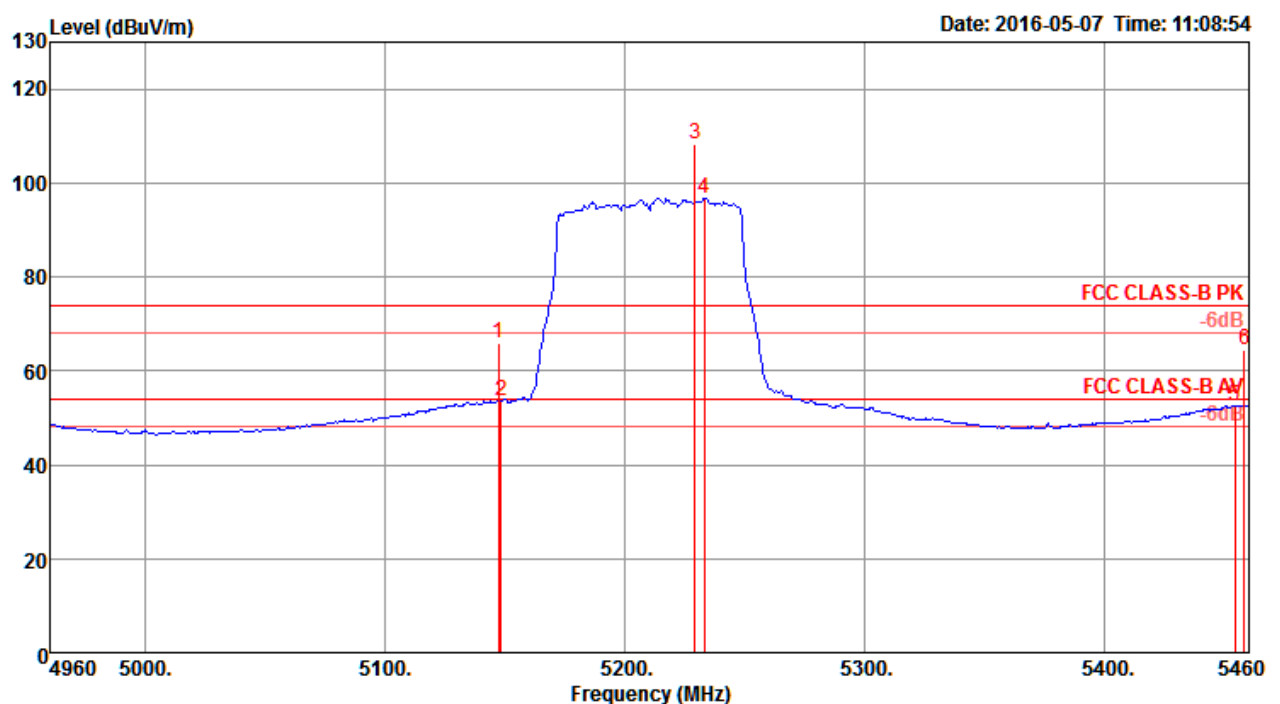
Item 1, 2 are the fundamental frequency at 5690 MHz.

Note: Both antenna polarizations have been tested and only the worst case was recorded in test report.

802.11ac MCS0/Nss2 VHT80+80

Temperature	22°C	Humidity	56%
Test Engineer	Peter Wu & Gary Chu	Configurations	IEEE 802.11ac MCS0/Nss2 VHT80+80 Type 1 / CH 42+106 / Chain 1 + Chain 2 + Chain 3 + Chain 4
Test Mode	Mode 2		

Channel 42

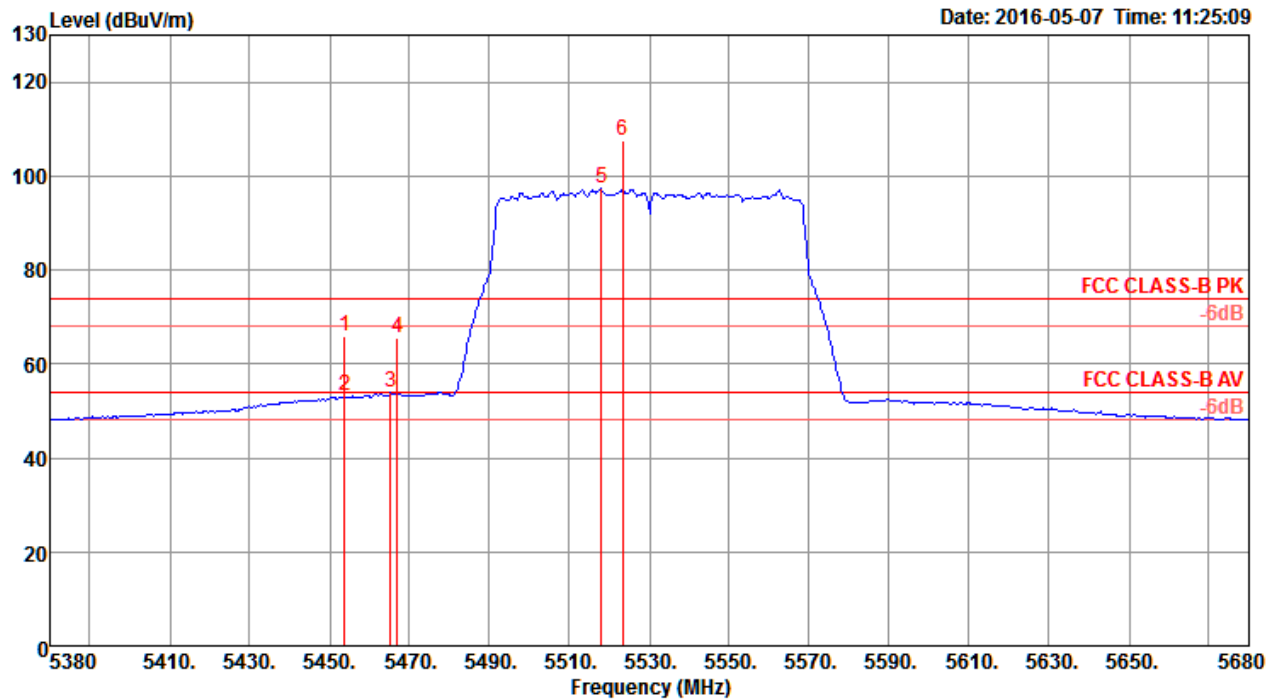


	Freq	Level	Limit	Over	Read	Cable	Antenna	Preamp	T/Pos	A/Pos	Remark	Pol/Phase
	MHz	dBuV/m	dBuV/m	dB	dBuV	dB	dB/m	dB	deg	cm		
1	5147.00	65.80	74.00	-8.20	59.06	7.90	33.31	34.47	174	186	Peak	VERTICAL
2	5148.00	53.49	54.00	-0.51	46.75	7.90	33.31	34.47	174	186	Average	VERTICAL
3	5229.00	108.25			101.34	7.96	33.42	34.47	174	186	Peak	VERTICAL
4	5233.00	96.79			89.87	7.95	33.44	34.47	174	186	Average	VERTICAL
5	5454.00	52.63	54.00	-1.37	45.47	7.89	33.74	34.47	174	186	Average	VERTICAL
6	5458.00	64.60	74.00	-9.40	57.44	7.89	33.74	34.47	174	186	Peak	VERTICAL

Item 3, 4 are the fundamental frequency at 5210 MHz.

Note: Both antenna polarizations have been tested and only the worst case was recorded in test report.

Channel 106



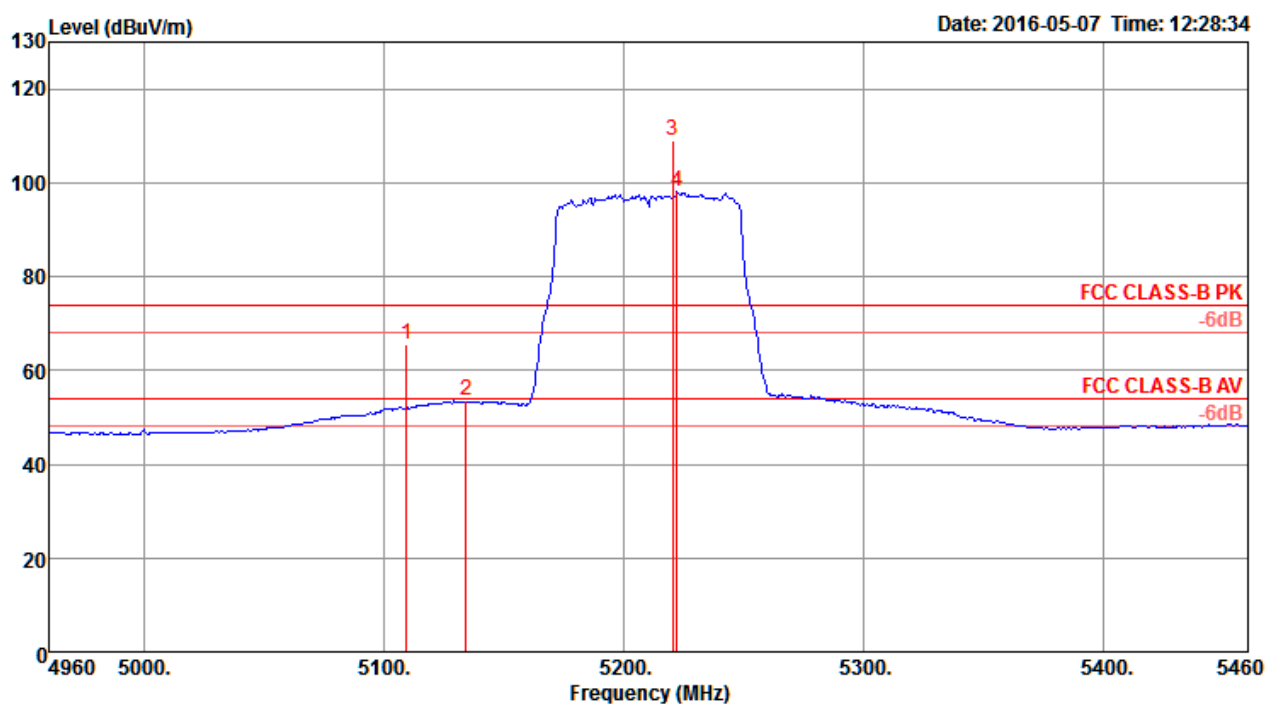
	Freq	Level	Limit	Over	Read	CableAntenna	Preamp	T/Pos	A/Pos	Remark	Pol/Phase
	MHz	dBuV/m	dBuV/m	dB	dBuV	dB	dB/m	dB	deg	cm	
1	5453.80	65.76	74.00	-8.24	58.60	7.89	33.74	34.47	171	174 Peak	VERTICAL
2	5453.80	53.10	54.00	-0.90	45.94	7.89	33.74	34.47	171	174 Average	VERTICAL
3	5465.20	53.78	54.00	-0.22	46.59	7.90	33.76	34.47	171	174 Average	VERTICAL
4	5467.00	65.38	74.00	-8.62	58.19	7.90	33.76	34.47	171	174 Peak	VERTICAL
5	5518.00	97.24			89.94	7.92	33.85	34.47	171	174 Average	VERTICAL
6	5523.40	107.66			100.36	7.92	33.85	34.47	171	174 Peak	VERTICAL

Item 5, 6 are the fundamental frequency at 5530 MHz.

Note: Both antenna polarizations have been tested and only the worst case was recorded in test report.

Temperature	22°C	Humidity	56%
Test Engineer	Peter Wu & Gary Chu	Configurations	IEEE 802.11ac MCS0/Nss2 VHT80+80 Type 2 / CH 42+122 / Chain 1 + Chain 2 + Chain 3 + Chain 4
Test Mode	Mode 2		

Channel 42

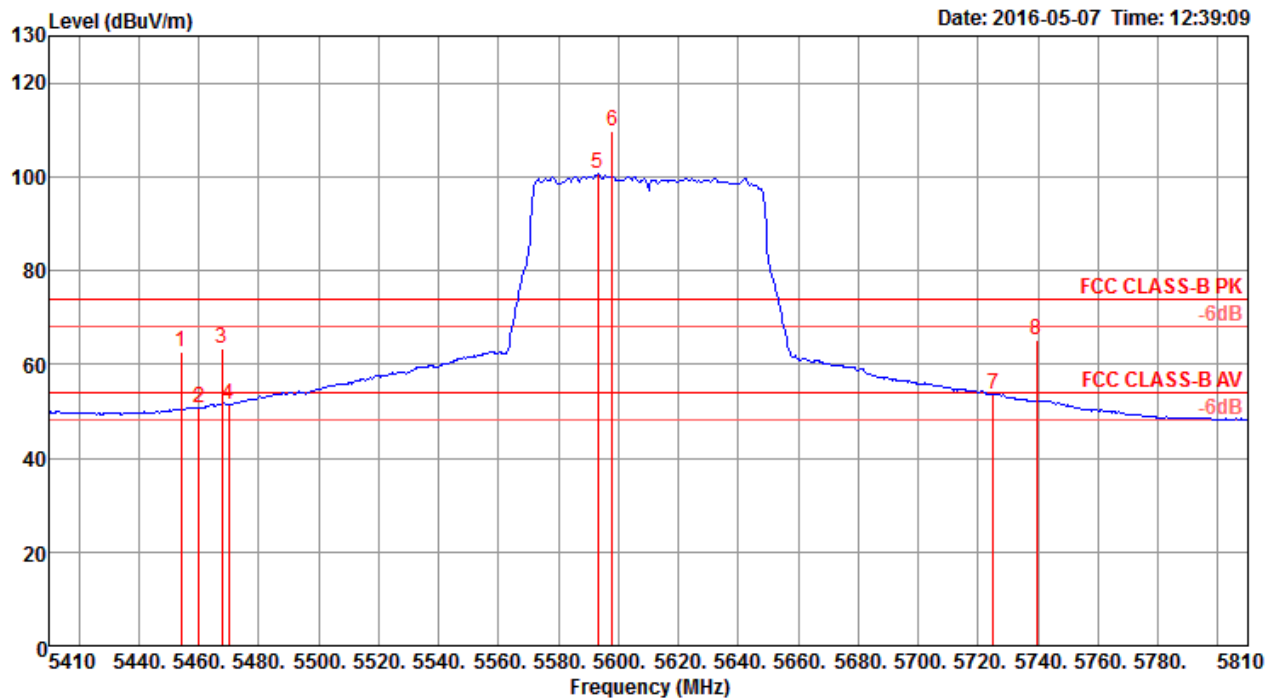


	Freq	Level	Limit	Over	Read	Cable	Antenna	Preamp	T/Pos	A/Pos	Remark	Pol/Phase
	MHz	dBuV/m	dBuV/m	dB	dBuV	dB	dB/m	dB	deg	cm		
1	5109.00	65.56	74.00	-8.44	58.96	7.82	33.25	34.47	167	184	Peak	HORIZONTAL
2	5134.00	53.51	54.00	-0.49	46.81	7.88	33.29	34.47	167	184	Average	HORIZONTAL
3	5220.00	109.05			102.14	7.96	33.42	34.47	167	184	Peak	HORIZONTAL
4	5222.00	97.98			91.07	7.96	33.42	34.47	167	184	Average	HORIZONTAL

Item 3, 4 are the fundamental frequency at 5210 MHz.

Note: Both antenna polarizations have been tested and only the worst case was recorded in test report.

Channel 122



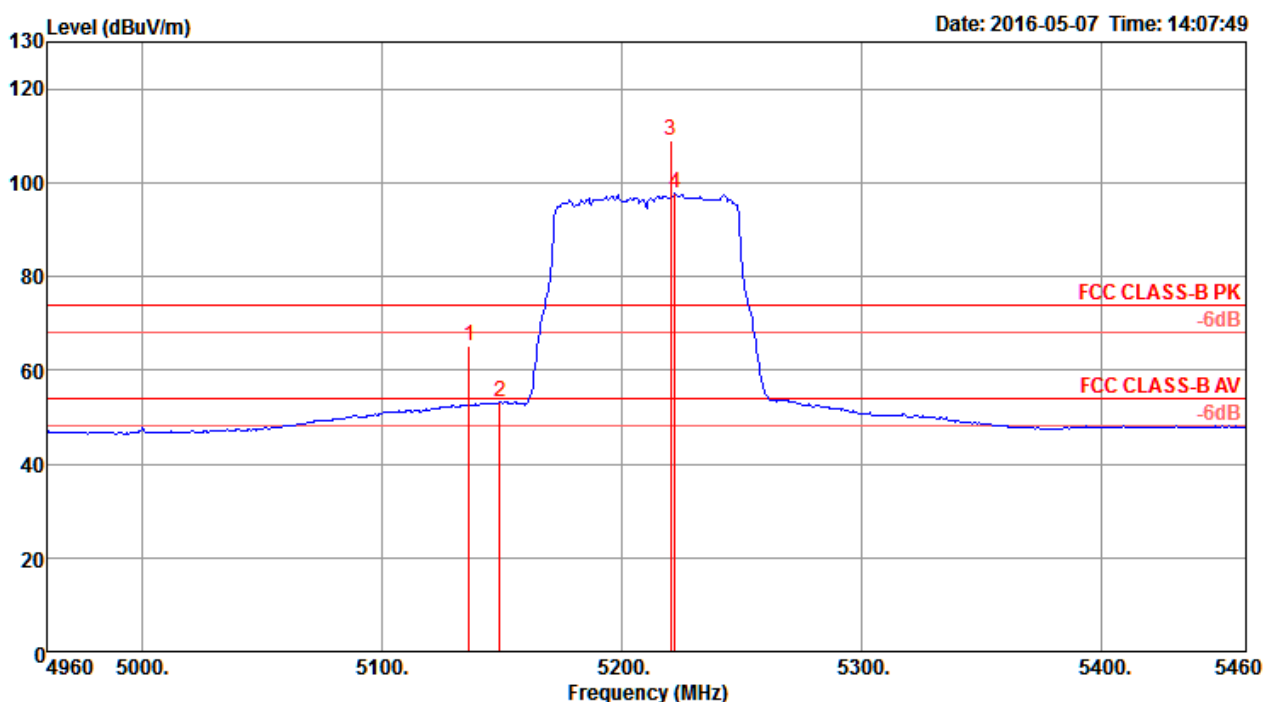
	Freq	Level	Limit	Over	Read	CableAntenna	Preamp	A/Pos	T/Pos	Remark	Pol/Phase
	MHz	dBuV/m	dBuV/m	dB	dBuV	dB	dB/m	dB	cm	deg	
1	5454.00	62.74	74.00	-11.26	55.58	7.89	33.74	34.47	171	171	Peak
2	5460.00	50.69	54.00	-3.31	43.53	7.89	33.74	34.47	171	171	Average
3	5467.60	63.38	74.00	-10.62	56.19	7.90	33.76	34.47	171	171	Peak
4	5470.00	51.38	54.00	-2.62	44.19	7.90	33.76	34.47	171	171	Average
5	5593.20	100.52			92.96	7.95	34.10	34.49	171	171	Average
6	5598.00	109.67			102.11	7.95	34.10	34.49	171	171	Peak
7	5725.00	53.49	54.00	-0.51	45.63	7.87	34.50	34.51	171	171	Average
8	5739.60	65.20	74.00	-8.80	57.31	7.86	34.55	34.52	171	171	Peak

Item 5, 6 are the fundamental frequency at 5610 MHz.

Note: Both antenna polarizations have been tested and only the worst case was recorded in test report.

Temperature	22°C	Humidity	56%
Test Engineer	Peter Wu & Gary Chu	Configurations	IEEE 802.11ac MCS0/Nss2 VHT80+80 Type 3 / CH 42+138 / Chain 1 + Chain 2 + Chain 3 + Chain 4
Test Mode	Mode 2		

Channel 42

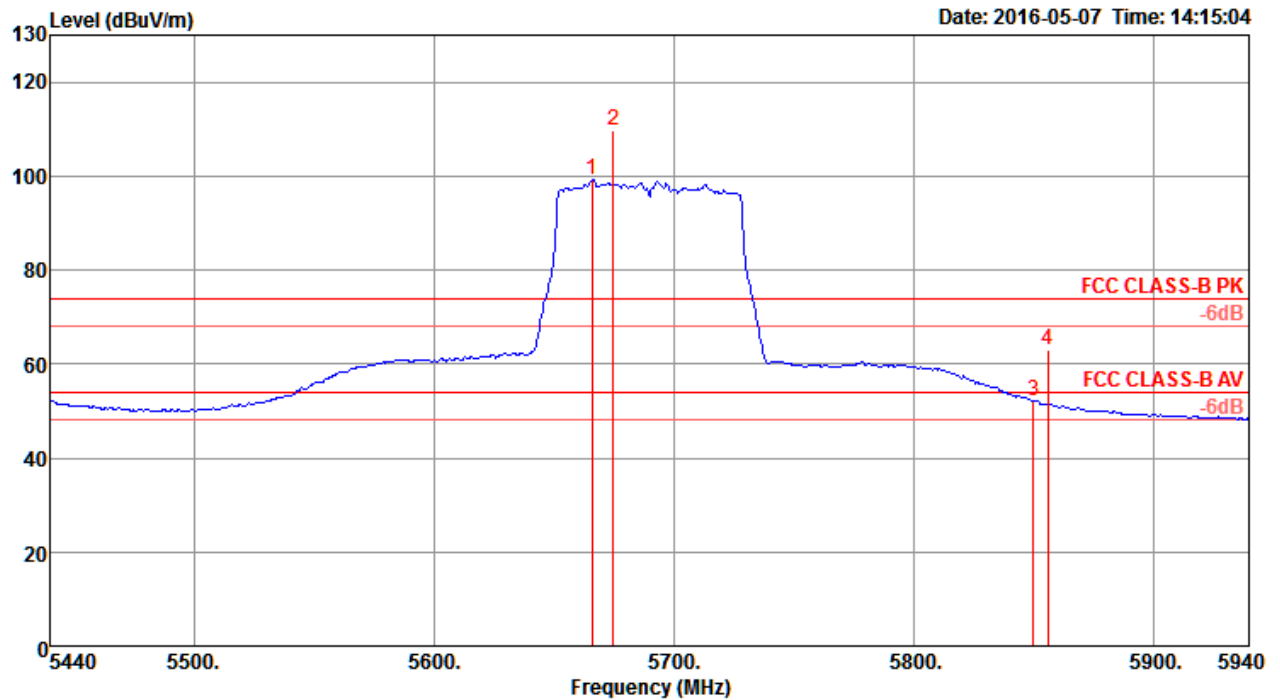


	Freq	Level	Limit	Over	Read	Cable	Antenna	Preamp	T/Pos	A/Pos	Remark	Pol/Phase
	MHz	dBuV/m	dBuV/m	dB	dBuV	dB	dB/m	dB	deg	cm		
1	5136.00	65.17	74.00	-8.83	58.47	7.88	33.29	34.47	174	184	Peak	HORIZONTAL
2	5149.00	53.34	54.00	-0.66	46.60	7.90	33.31	34.47	174	184	Average	HORIZONTAL
3	5220.00	108.91			102.00	7.96	33.42	34.47	174	184	Peak	HORIZONTAL
4	5222.00	97.76			90.85	7.96	33.42	34.47	174	184	Average	HORIZONTAL

Item 3, 4 are the fundamental frequency at 5210 MHz.

Note: Both antenna polarizations have been tested and only the worst case was recorded in test report.

Channel 138



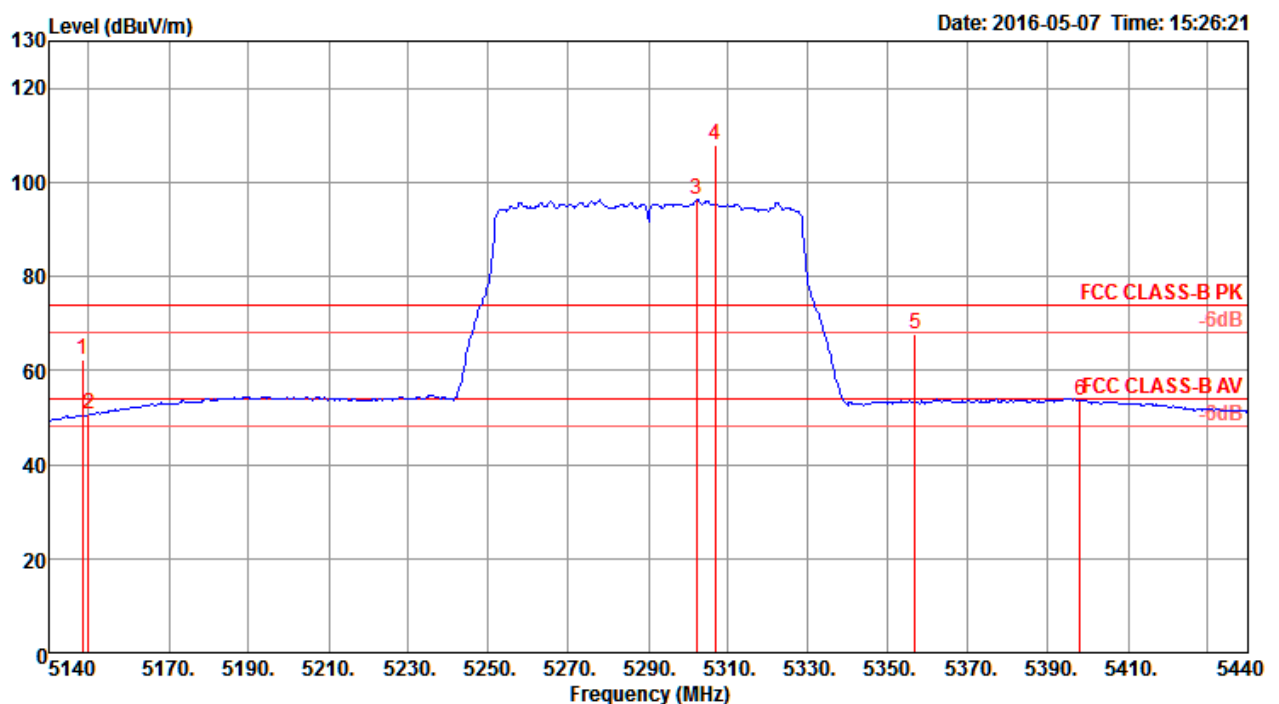
	Freq	Level	Limit	Over	Read	CableAntenna	Preamp	T/Pos	A/Pos	Remark	Pol/Phase
	MHz	dBuV/m	dBuV/m	dB	dBuV	dB	dB/m	dB	deg	cm	
1	5666.00	99.26			91.55	7.91	34.30	34.50	158	175 Average	HORIZONTAL
2	5675.00	109.65			101.91	7.90	34.35	34.51	158	175 Peak	HORIZONTAL
3	5850.00	52.30	54.00	-1.70	44.19	7.80	34.85	34.54	158	175 Average	HORIZONTAL
4	5856.00	63.15	74.00	-10.85	55.00	7.79	34.90	34.54	158	175 Peak	HORIZONTAL

Item 1, 2 are the fundamental frequency at 5690 MHz.

Note: Both antenna polarizations have been tested and only the worst case was recorded in test report.

Temperature	22°C	Humidity	56%
Test Engineer	Peter Wu & Gary Chu	Configurations	IEEE 802.11ac MCS0/Nss2 VHT80+80 Type 4 / CH 58+106 / Chain 1 + Chain 2 + Chain 3 + Chain 4
Test Mode	Mode 2		

Channel 58

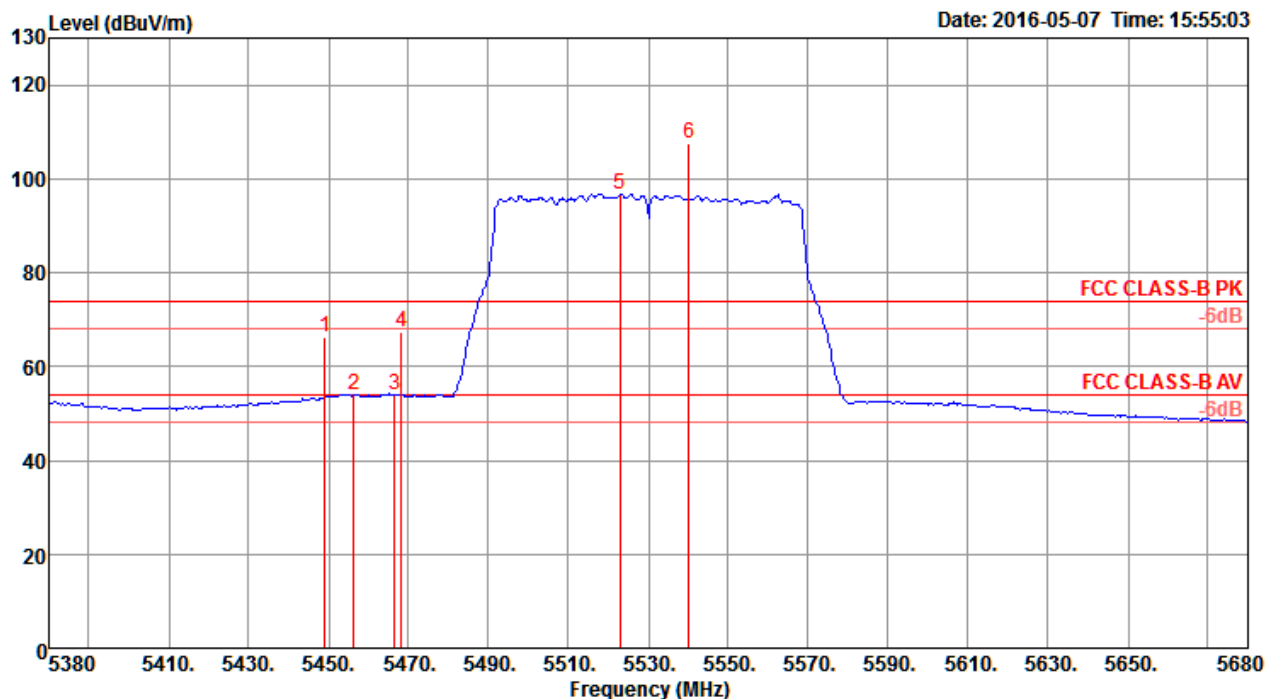


	Freq	Level	Limit	Over	Read	Cable	Antenna	Preamp	T/Pos	A/Pos	Remark	Pol/Phase
	MHz	dBuV/m	dBuV/m	dB	dBuV	dB	dB/m	dB	deg	cm		
1	5148.40	62.39	74.00	-11.61	55.65	7.90	33.31	34.47	165	200	Peak	HORIZONTAL
2	5150.00	50.52	54.00	-3.48	43.78	7.90	33.31	34.47	165	200	Average	HORIZONTAL
3	5302.00	96.37			89.41	7.91	33.52	34.47	165	200	Average	HORIZONTAL
4	5306.80	107.79			100.83	7.91	33.52	34.47	165	200	Peak	HORIZONTAL
5	5356.60	67.56	74.00	-6.44	60.54	7.88	33.61	34.47	165	200	Peak	HORIZONTAL
6	5398.00	53.71	54.00	-0.29	46.67	7.86	33.65	34.47	165	200	Average	HORIZONTAL

Item 3, 4 are the fundamental frequency at 5290 MHz.

Note: Both antenna polarizations have been tested and only the worst case was recorded in test report.

Channel 106



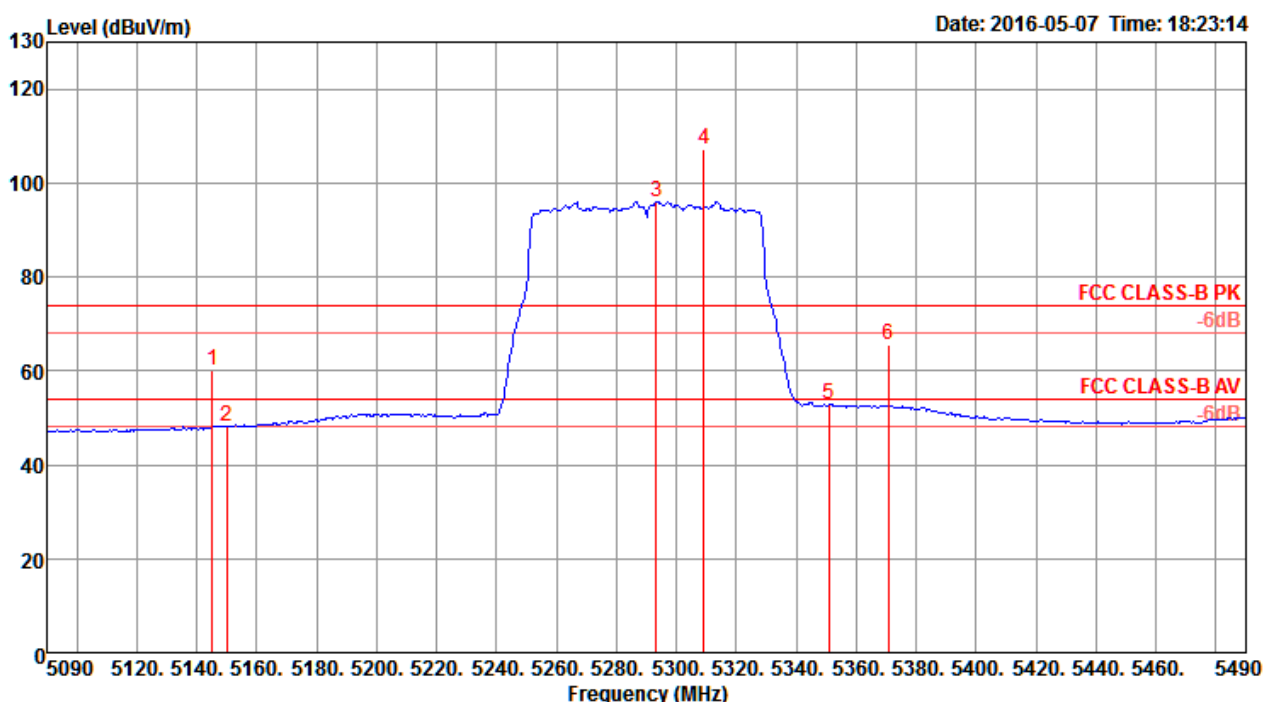
	Freq	Level	Limit	Over	Read	CableAntenna	Preamp	T/Pos	A/Pos	Remark	Pol/Phase
	MHz	dBuV/m	dBuV/m	dB	dBuV	dB	dB/m	dB	deg	cm	
1	5449.00	66.20	74.00	-7.80	59.04	7.89	33.74	34.47	185	165 Peak	VERTICAL
2	5456.20	53.79	54.00	-0.21	46.63	7.89	33.74	34.47	185	165 Average	VERTICAL
3	5466.40	53.97	54.00	-0.03	46.78	7.90	33.76	34.47	185	165 Average	VERTICAL
4	5468.20	67.47	74.00	-6.53	60.28	7.90	33.76	34.47	185	165 Peak	VERTICAL
5	5522.80	96.70			89.40	7.92	33.85	34.47	185	165 Average	VERTICAL
6	5540.20	107.69			100.35	7.92	33.90	34.48	185	165 Peak	VERTICAL

Item 5, 6 are the fundamental frequency at 5530 MHz.

Note: Both antenna polarizations have been tested and only the worst case was recorded in test report.

Temperature	22°C	Humidity	56%
Test Engineer	Peter Wu & Gary Chu	Configurations	IEEE 802.11ac MCS0/Nss2 VHT80+80 Type 5 / CH 58+122 / Chain 1 + Chain 2 + Chain 3 + Chain 4
Test Mode	Mode 2		

Channel 58

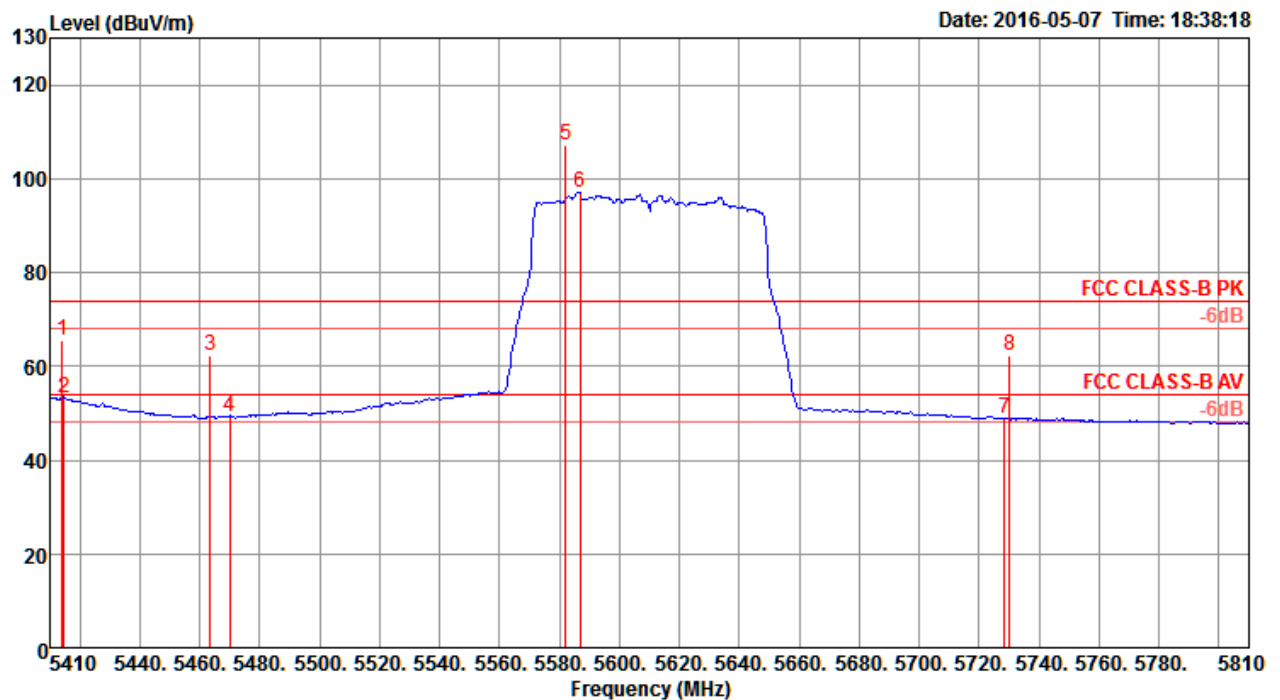


	Freq	Level	Limit	Over	Read	CableAntenna	Preamp	T/Pos	A/Pos	Remark	Pol/Phase
	MHz	dBuV/m	dBuV/m	Limit	Level	Loss	Factor	deg	cm		
1	5145.20	60.11	74.00	-13.89	53.37	7.90	33.31	34.47	179	186 Peak	HORIZONTAL
2	5150.00	48.02	54.00	-5.98	41.28	7.90	33.31	34.47	179	186 Average	HORIZONTAL
3	5293.20	96.12			89.16	7.91	33.52	34.47	179	186 Average	HORIZONTAL
4	5309.20	107.22			100.23	7.91	33.55	34.47	179	186 Peak	HORIZONTAL
5	5350.80	52.75	54.00	-1.25	45.74	7.89	33.59	34.47	179	186 Average	HORIZONTAL
6	5370.80	65.54	74.00	-8.46	58.51	7.87	33.63	34.47	179	186 Peak	HORIZONTAL

Item 3, 4 are the fundamental frequency at 5290 MHz.

Note: Both antenna polarizations have been tested and only the worst case was recorded in test report.

Channel 122



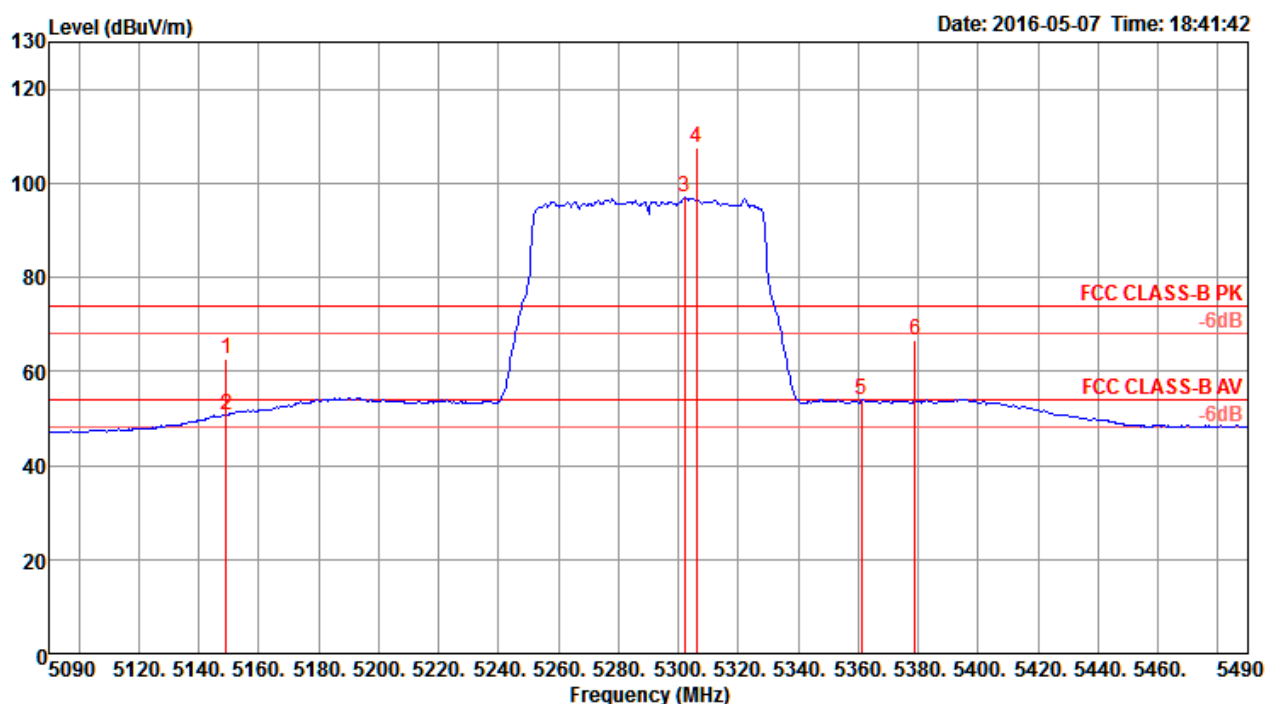
	Freq	Level	Limit Line	Over Limit	Read Level	CableAntenna Loss Factor	Preamp Factor	T/Pos	A/Pos	Remark	Pol/Phase
	MHz	dBuV/m	dBuV/m	dB	dBuV	dB	dB/m	dB	deg	cm	
1	5414.00	65.60	74.00	-8.40	58.53	7.87	33.67	34.47	180	185 Peak	HORIZONTAL
2	5414.80	53.14	54.00	-0.86	46.07	7.87	33.67	34.47	180	185 Average	HORIZONTAL
3	5463.60	62.15	74.00	-11.85	54.96	7.90	33.76	34.47	180	185 Peak	HORIZONTAL
4	5470.00	49.42	54.00	-4.58	42.23	7.90	33.76	34.47	180	185 Average	HORIZONTAL
5	5582.00	107.34			99.84	7.94	34.05	34.49	180	185 Peak	HORIZONTAL
6	5586.80	96.92			89.42	7.94	34.05	34.49	180	185 Average	HORIZONTAL
7	5728.40	49.04	54.00	-4.96	41.19	7.87	34.50	34.52	180	185 Average	HORIZONTAL
8	5730.00	62.12	74.00	-11.88	54.27	7.87	34.50	34.52	180	185 Peak	HORIZONTAL

Item 5, 6 are the fundamental frequency at 5610 MHz.

Note: Both antenna polarizations have been tested and only the worst case was recorded in test report.

Temperature	22°C	Humidity	56%
Test Engineer	Peter Wu & Gary Chu	Configurations	IEEE 802.11ac MCS0/Nss2 VHT80+80 Type 6 / CH 58+138 / Chain 1 + Chain 2 + Chain 3 + Chain 4
Test Mode	Mode 2		

Channel 58

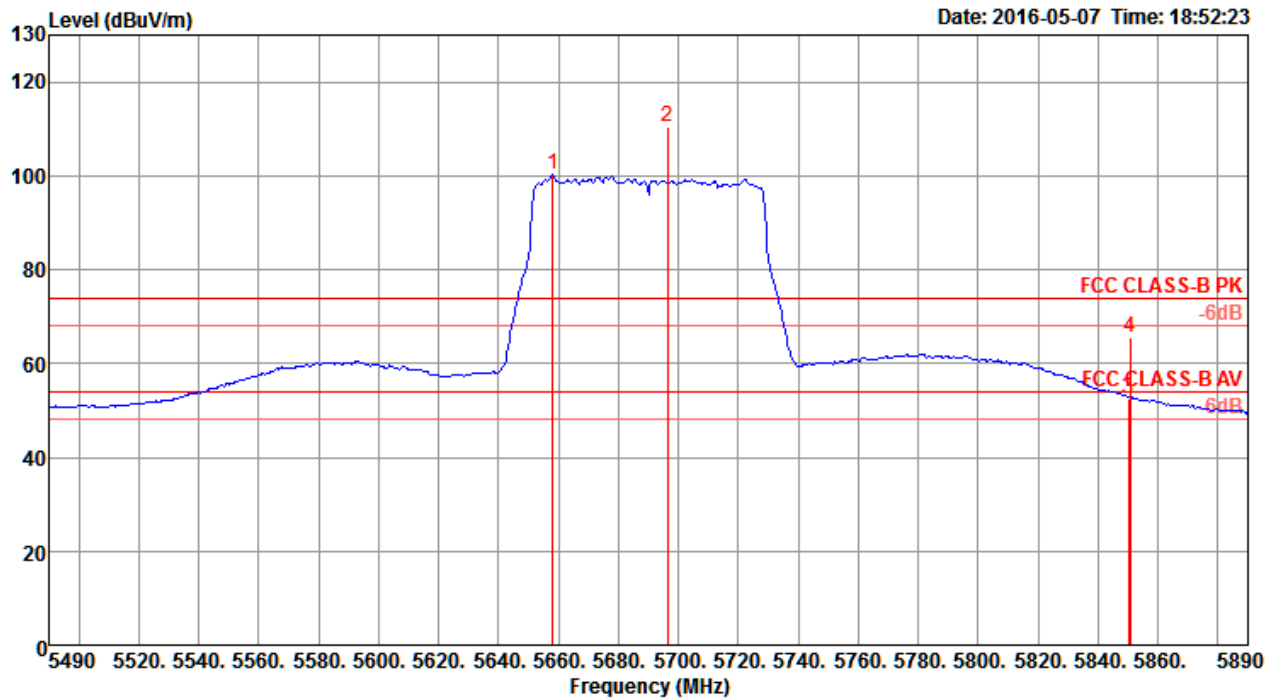


	Freq	Level	Limit	Over	Read	Cable	Antenna	Preamp	T/Pos	A/Pos	Remark	Pol/Phase
	MHz	dBuV/m	dBuV/m	dB	dBuV	dB	dB/m	dB	deg	cm		
1	5149.20	62.63	74.00	-11.37	55.89	7.90	33.31	34.47	188	180	Peak	HORIZONTAL
2	5149.20	50.72	54.00	-3.28	43.98	7.90	33.31	34.47	188	180	Average	HORIZONTAL
3	5302.00	97.08			90.12	7.91	33.52	34.47	188	180	Average	HORIZONTAL
4	5306.00	107.52			100.56	7.91	33.52	34.47	188	180	Peak	HORIZONTAL
5	5361.20	53.86	54.00	-0.14	46.84	7.88	33.61	34.47	188	180	Average	HORIZONTAL
6	5378.80	66.60	74.00	-7.40	59.57	7.87	33.63	34.47	188	180	Peak	HORIZONTAL

Item 3, 4 are the fundamental frequency at 5290 MHz.

Note: Both antenna polarizations have been tested and only the worst case was recorded in test report.

Channel 138



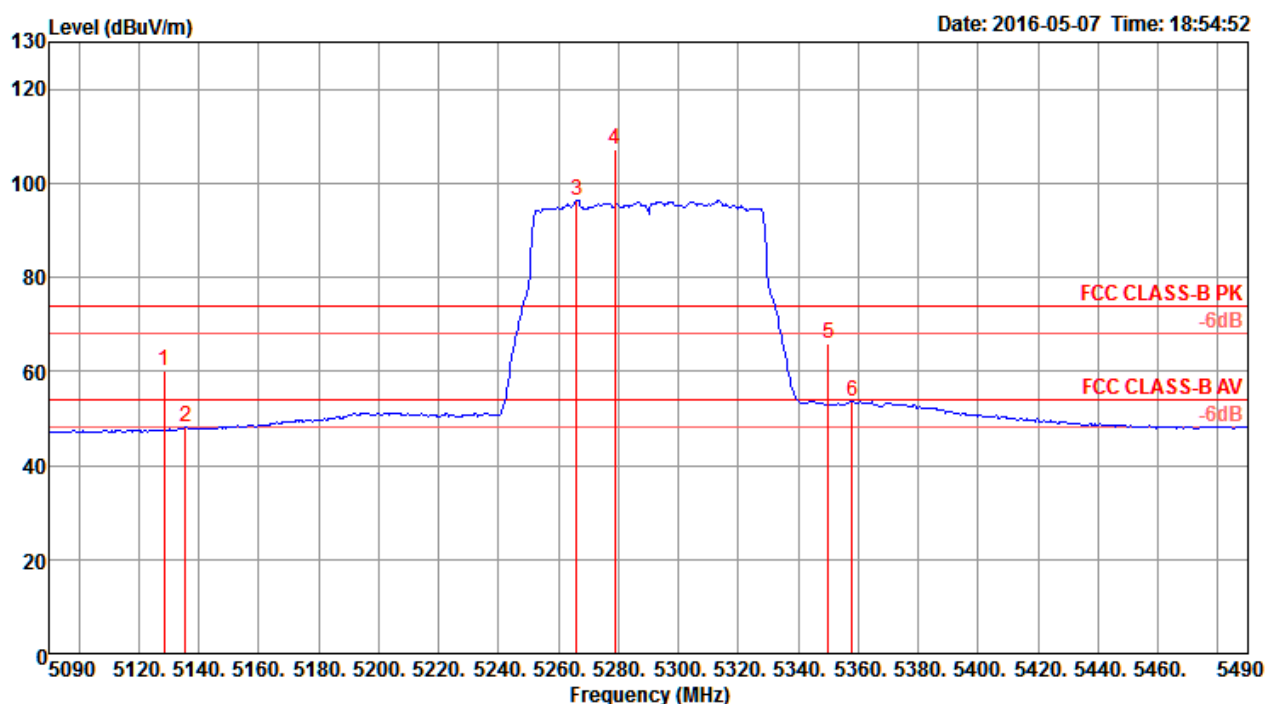
	Freq	Level	Limit	Over	Read	CableAntenna	Preamp	T/Pos	A/Pos	Remark	Pol/Phase
	MHz	dBuV/m	dBuV/m	dB	dBuV	dB	dB/m	deg	cm		
1	5658.00	100.33			92.62	7.91	34.30	181	186	Average	HORIZONTAL
2	5696.40	110.42			102.64	7.89	34.40	181	186	Peak	HORIZONTAL
3	5850.00	52.67	54.00	-1.33	44.56	7.80	34.85	181	186	Average	HORIZONTAL
4	5850.80	65.44	74.00	-8.56	57.33	7.80	34.85	181	186	Peak	HORIZONTAL

Item 1, 2 are the fundamental frequency at 5690 MHz.

Note: Both antenna polarizations have been tested and only the worst case was recorded in test report.

Temperature	22°C	Humidity	56%
Test Engineer	Peter Wu & Gary Chu	Configurations	IEEE 802.11ac MCS0/Nss2 VHT80+80 Type 7 / CH 58+155 / Chain 1 + Chain 2 + Chain 3 + Chain 4
Test Mode	Mode 2		

Channel 58

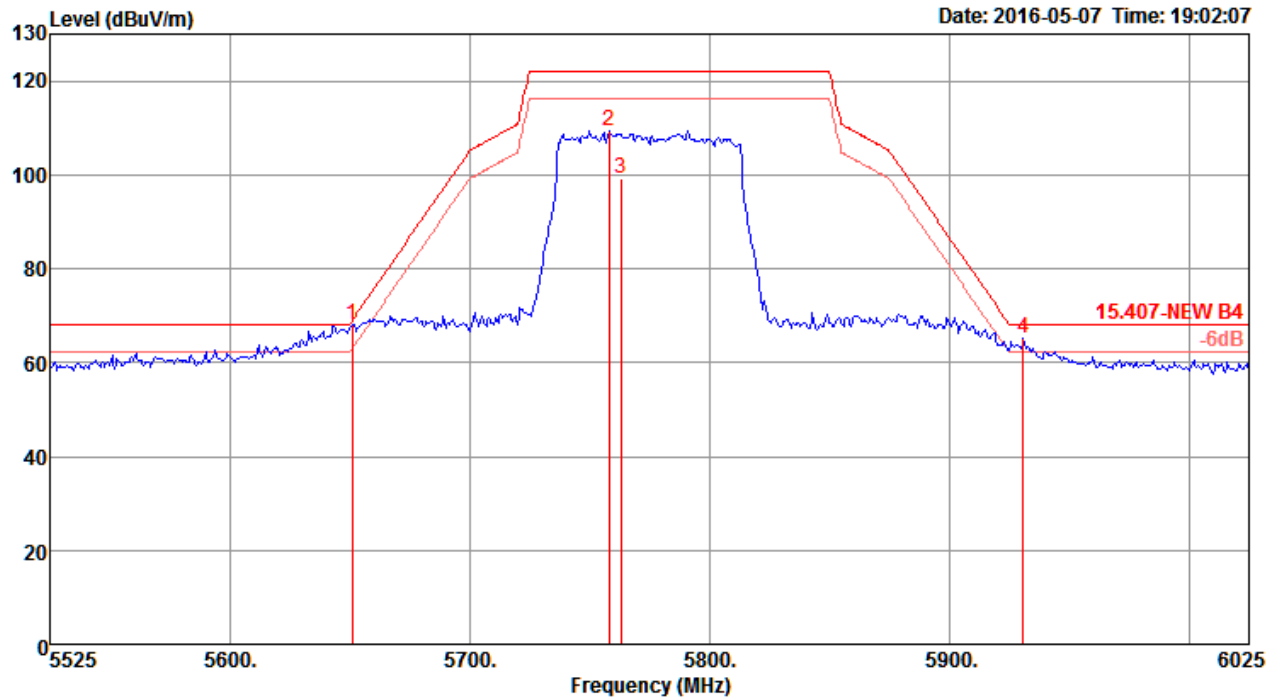


	Freq	Level	Limit	Over	Read	Cable	Antenna	Preamplifier	T/Pos	A/Pos	Remark	Pol/Phase
	MHz	dBuV/m	dBuV/m	dB	dBuV	dB	dB/m	dB	deg	cm		
1	5128.40	60.12	74.00	-13.88	53.42	7.88	33.29	34.47	187	200	Peak	VERTICAL
2	5135.60	48.03	54.00	-5.97	41.33	7.88	33.29	34.47	187	200	Average	VERTICAL
3	5266.00	96.27	89.33	7.93	33.48	34.47	187	200	Average	VERTICAL
4	5278.80	107.24	100.29	7.92	33.50	34.47	187	200	Peak	VERTICAL
5	5350.00	65.99	74.00	-8.01	58.98	7.89	33.59	34.47	187	200	Peak	VERTICAL
6	5358.00	53.51	54.00	-0.49	46.49	7.88	33.61	34.47	187	200	Average	VERTICAL

Item 3, 4 are the fundamental frequency at 5290 MHz.

Note: Both antenna polarizations have been tested and only the worst case was recorded in test report.

Channel 155



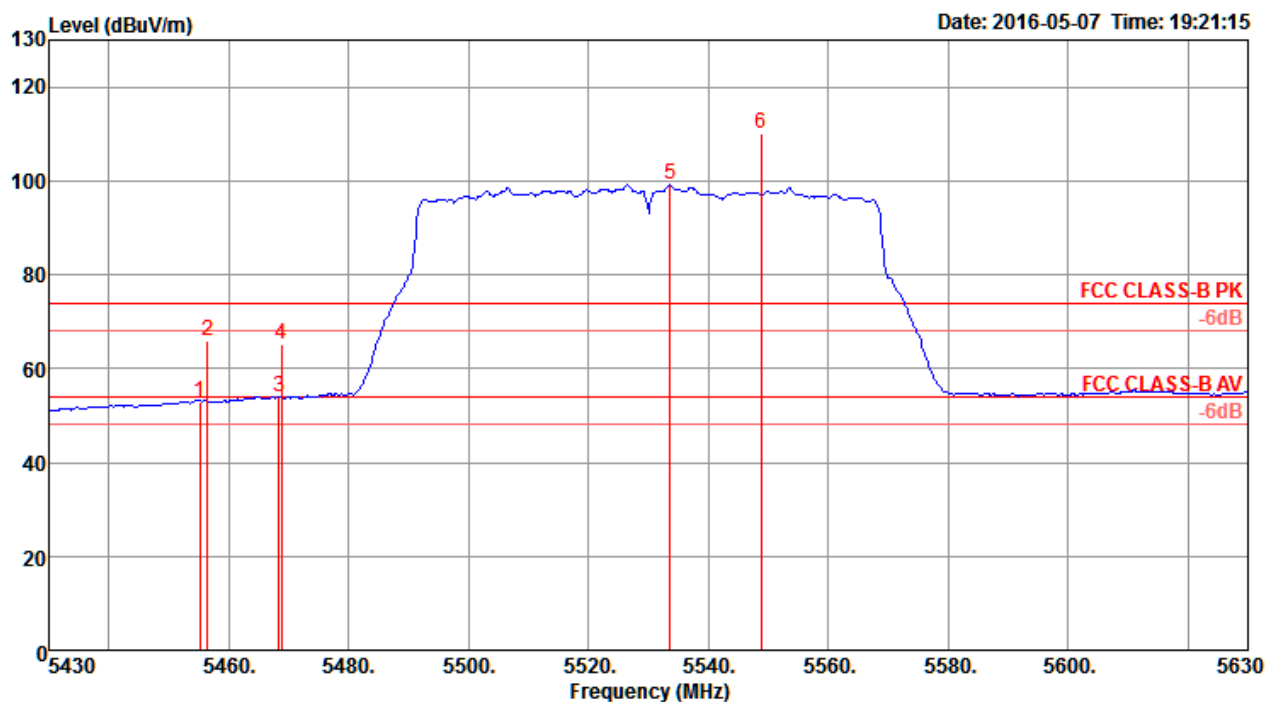
	Freq	Level	Limit	Over	Read	CableAntenna	Preamp	T/Pos	A/Pos	Remark	Pol/Phase
	MHz	dBuV/m	dBuV/m	dB	dBuV	dB	dB/m	dB	deg	cm	
1	5651.00	68.11	68.94	-0.83	60.44	7.92	34.25	34.50	191	184 Peak	VERTICAL
2	5758.00	109.39			101.46	7.85	34.60	34.52	191	184 Peak	VERTICAL
3	5763.00	99.10			91.17	7.85	34.60	34.52	191	184 Average	VERTICAL
4	5931.00	65.15	68.20	-3.05	56.86	7.75	35.10	34.56	191	184 Peak	VERTICAL

Item 2, 3 are the fundamental frequency at 5775 MHz.

Note: Both antenna polarizations have been tested and only the worst case was recorded in test report.

Temperature	22°C	Humidity	56%
Test Engineer	Peter Wu & Gary Chu	Configurations	IEEE 802.11ac MCS0/Nss2 VHT80+80 Type 8 / CH 106+138 / Chain 1 + Chain 2 + Chain 3 + Chain 4
Test Mode	Mode 2		

Channel 106

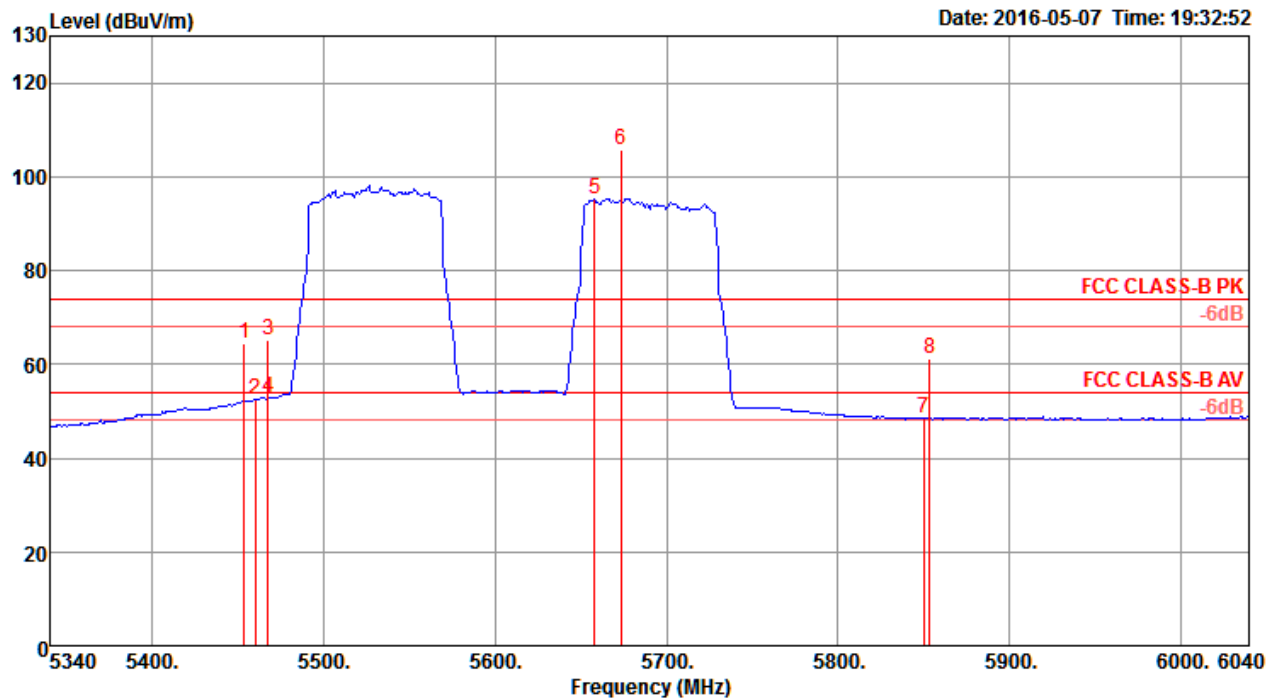


	Freq	Level	Limit	Over	Read	Cable	Antenna	Preamp	T/Pos	A/Pos	Remark	Pol/Phase
	MHz	dBuV/m	dBuV/m	dB	dBuV	dB	dB/m	dB	deg	cm		
1	5455.20	52.98	54.00	-1.02	45.82	7.89	33.74	34.47	178	187	Average	VERTICAL
2	5456.40	65.82	74.00	-8.18	58.66	7.89	33.74	34.47	178	187	Peak	VERTICAL
3	5468.40	53.94	54.00	-0.06	46.75	7.90	33.76	34.47	178	187	Average	VERTICAL
4	5468.80	65.23	74.00	-8.77	58.04	7.90	33.76	34.47	178	187	Peak	VERTICAL
5	5533.60	99.09			91.75	7.92	33.90	34.48	178	187	Average	VERTICAL
6	5548.80	110.02			102.62	7.93	33.95	34.48	178	187	Peak	VERTICAL

Item 5, 6 are the fundamental frequency at 5530 MHz.

Note: Both antenna polarizations have been tested and only the worst case was recorded in test report.

Channel 138



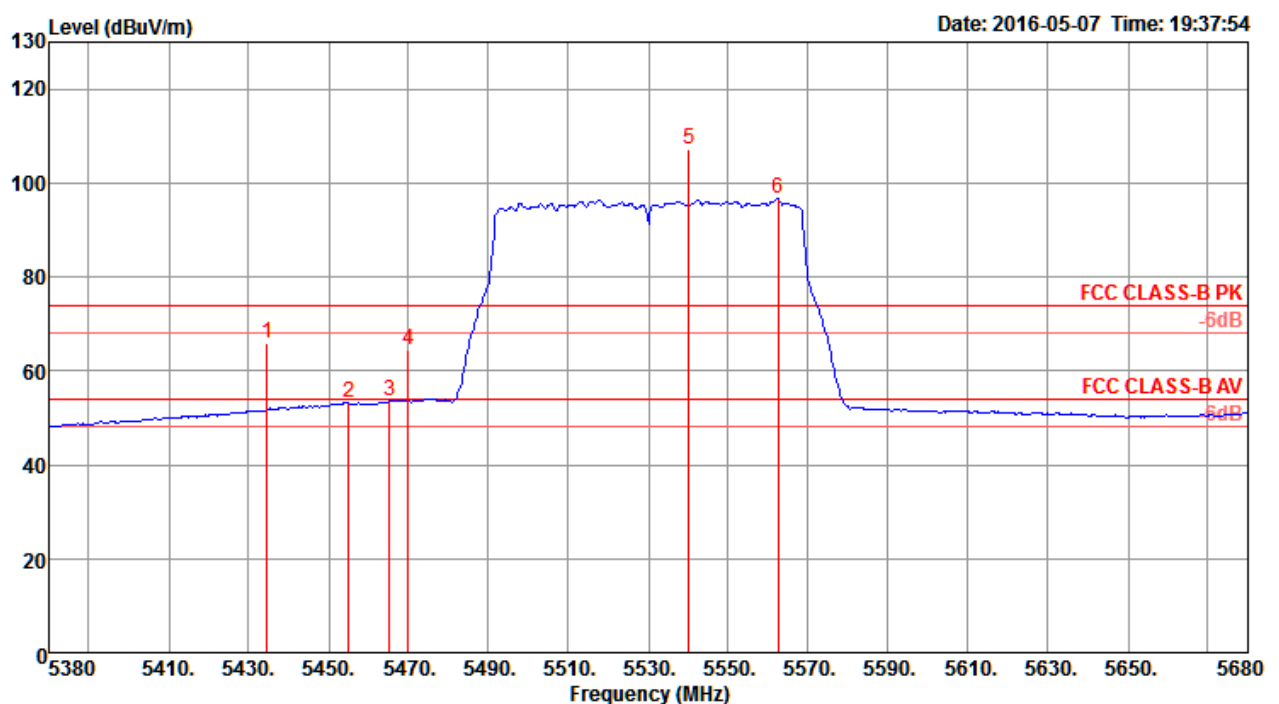
	Freq	Level	Limit Line	Over Limit	Read Level	CableAntenna Loss Factor	Preamp Factor	T/Pos	A/Pos	Remark	Pol/Phase
	MHz	dBuV/m	dBuV/m	dB	dBuV	dB	dB/m	dB	deg	cm	
1	5453.40	64.62	74.00	-9.38	57.46	7.89	33.74	34.47	196	192 Peak	HORIZONTAL
2	5460.00	52.35	54.00	-1.65	45.19	7.89	33.74	34.47	196	192 Average	HORIZONTAL
3	5467.40	65.08	74.00	-8.92	57.89	7.90	33.76	34.47	196	192 Peak	HORIZONTAL
4	5467.40	53.05	54.00	-0.95	45.86	7.90	33.76	34.47	196	192 Average	HORIZONTAL
5	5658.20	95.33			87.62	7.91	34.30	34.50	196	192 Average	HORIZONTAL
6	5673.20	105.87			98.13	7.90	34.35	34.51	196	192 Peak	HORIZONTAL
7	5850.00	48.48	54.00	-5.52	40.37	7.80	34.85	34.54	196	192 Average	HORIZONTAL
8	5853.80	61.18	74.00	-12.82	53.07	7.80	34.85	34.54	196	192 Peak	HORIZONTAL

Item 5, 6 are the fundamental frequency at 5690 MHz.

Note: Both antenna polarizations have been tested and only the worst case was recorded in test report.

Temperature	22°C	Humidity	56%
Test Engineer	Peter Wu & Gary Chu	Configurations	IEEE 802.11ac MCS0/Nss2 VHT80+80 Type 9 / CH 106+155 / Chain 1 + Chain 2 + Chain 3 + Chain 4
Test Mode	Mode 2		

Channel 106

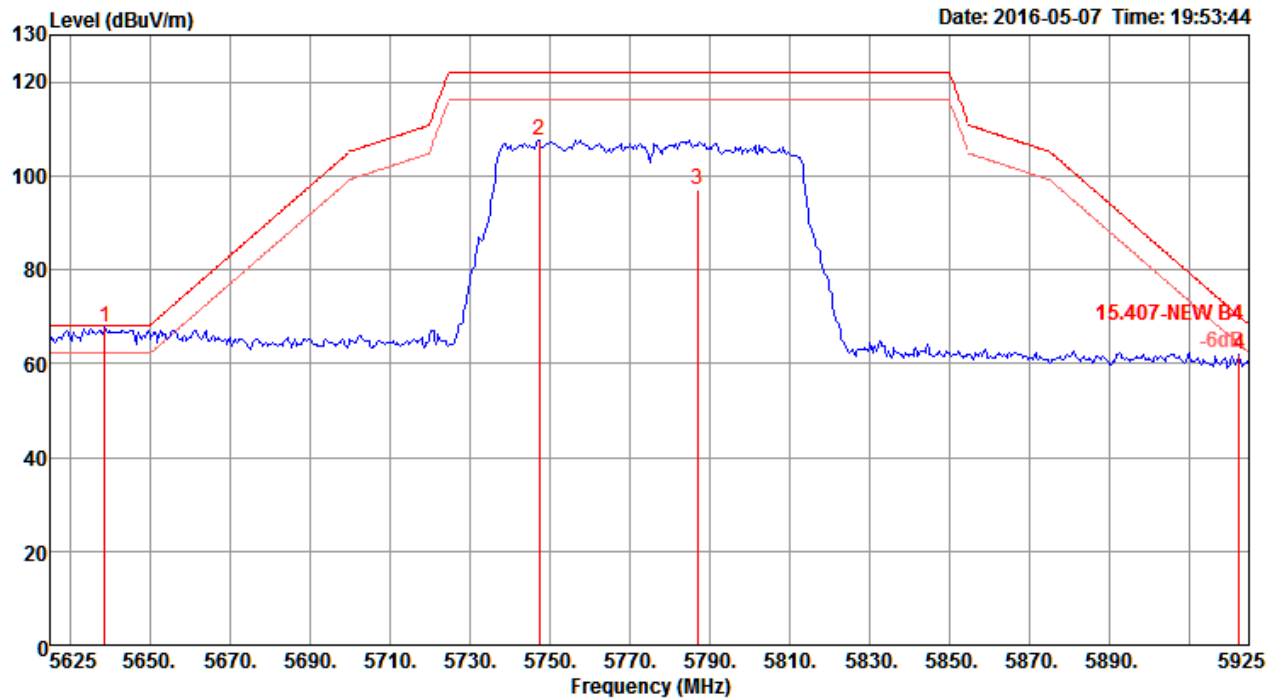


	Freq	Level	Limit	Over	Read	CableAntenna	Preamp	T/Pos	A/Pos	Remark	Pol/Phase
	MHz	dBuV/m	dBuV/m	dB	dBuV	dB	dB/m	dB	deg	cm	
1	5434.60	65.86	74.00	-8.14	58.73	7.88	33.72	34.47	169	175 Peak	HORIZONTAL
2	5455.00	53.29	54.00	-0.71	46.13	7.89	33.74	34.47	169	175 Average	HORIZONTAL
3	5465.20	53.69	54.00	-0.31	46.50	7.90	33.76	34.47	169	175 Average	HORIZONTAL
4	5470.00	64.32	74.00	-9.68	57.13	7.90	33.76	34.47	169	175 Peak	HORIZONTAL
5	5540.20	107.23			99.89	7.92	33.90	34.48	169	175 Peak	HORIZONTAL
6	5562.40	96.80			89.34	7.94	34.00	34.48	169	175 Average	HORIZONTAL

Item 5, 6 are the fundamental frequency at 5530 MHz.

Note: Both antenna polarizations have been tested and only the worst case was recorded in test report.

Channel 155



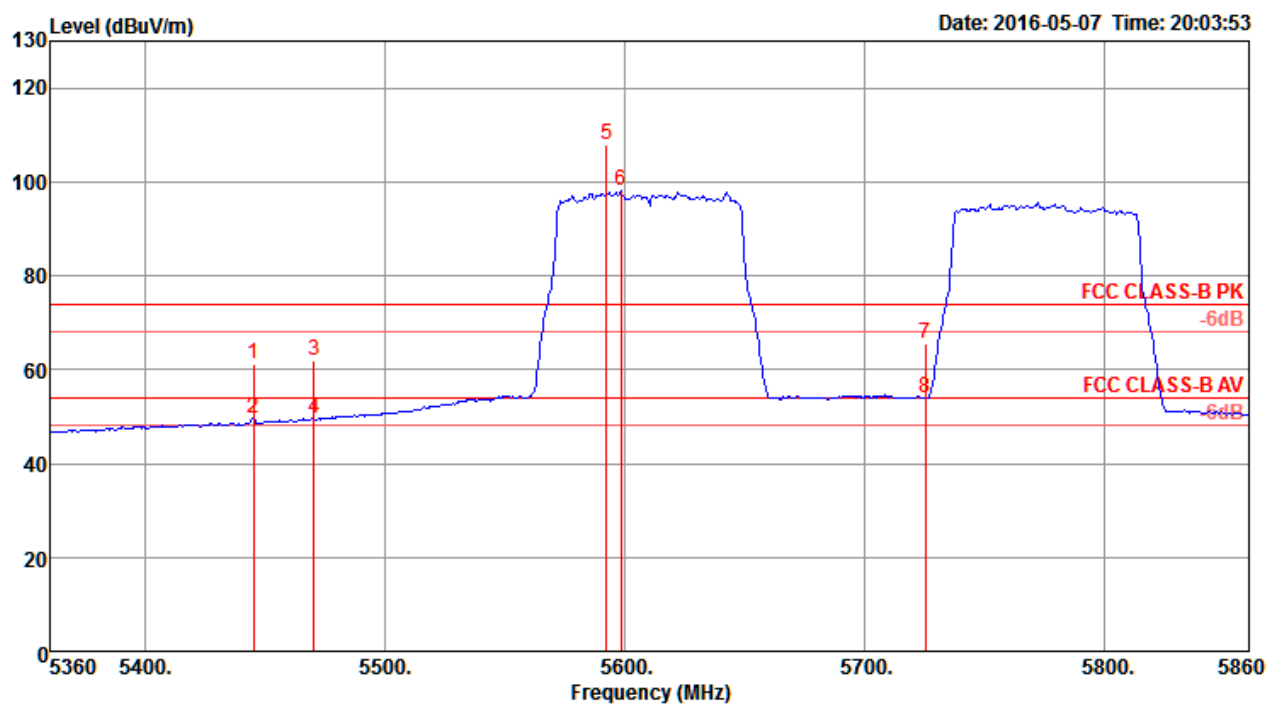
	Freq	Level	Limit	Over	Read	CableAntenna	Preamp	T/Pos	A/Pos	Remark	Pol/Phase
	MHz	dBuV/m	dBuV/m	dB	dBuV	dB	dB/m	dB	deg	cm	
1	5638.80	67.81	68.20	-0.39	60.18	7.93	34.20	34.50	168	163 Peak	VERTICAL
2	5747.40	107.60			99.71	7.86	34.55	34.52	168	163 Peak	VERTICAL
3	5787.00	97.05			89.09	7.84	34.65	34.53	168	163 Average	VERTICAL
4	5922.60	61.93	69.97	-8.04	53.68	7.76	35.05	34.56	168	163 Peak	VERTICAL

Item 2, 3 are the fundamental frequency at 5775 MHz.

Note: Both antenna polarizations have been tested and only the worst case was recorded in test report.

Temperature	22°C	Humidity	56%
Test Engineer	Peter Wu & Gary Chu	Configurations	IEEE 802.11ac MCS0/Nss2 VHT80+80 Type 10 / CH 122+155 / Chain 1 + Chain 2 + Chain 3 + Chain 4
Test Mode	Mode 2		

Channel 122

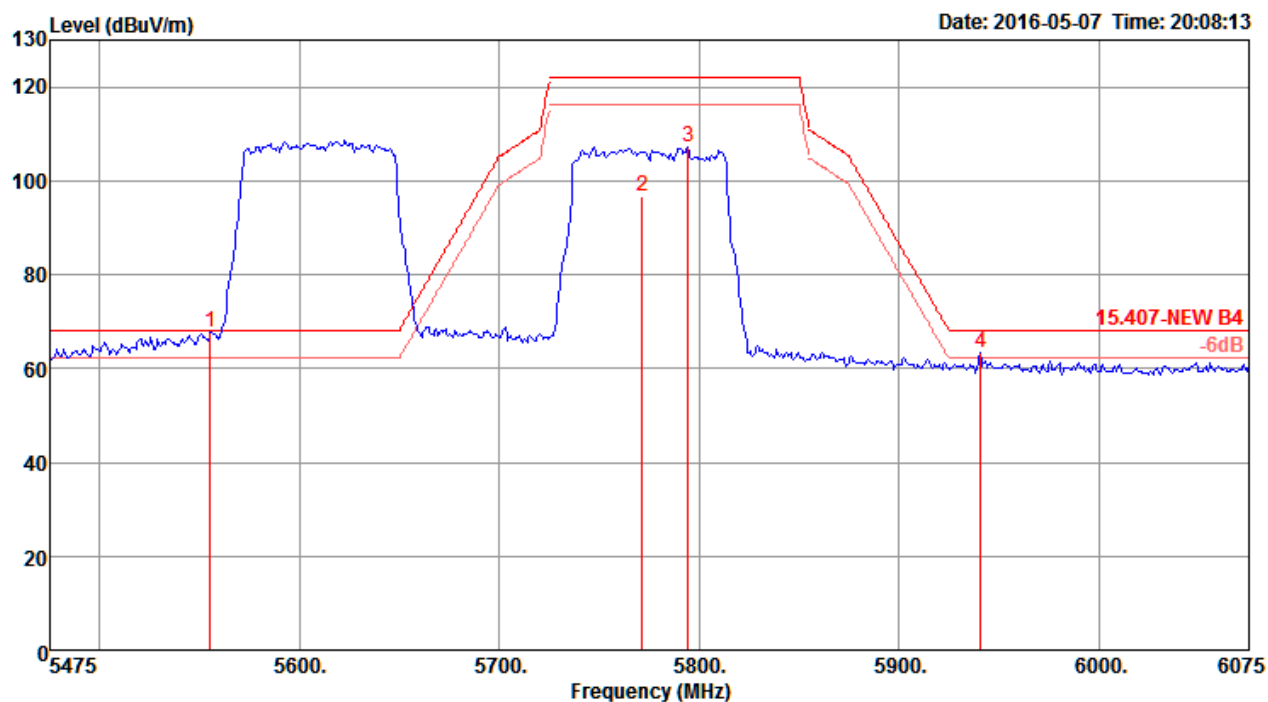


	Freq	Level	Limit	Over	Read	Cable	Antenna	Preamp	T/Pos	A/Pos	Remark	Pol/Phase
	MHz	dBuV/m	dBuV/m	dB	dBuV	dB	dB/m	dB	deg	cm		
1	5445.00	61.08	74.00	-12.92	53.95	7.88	33.72	34.47	175	179	Peak	HORIZONTAL
2	5445.00	49.72	54.00	-4.28	42.59	7.88	33.72	34.47	175	179	Average	HORIZONTAL
3	5470.00	61.87	74.00	-12.13	54.68	7.90	33.76	34.47	175	179	Peak	HORIZONTAL
4	5470.00	49.46	54.00	-4.54	42.27	7.90	33.76	34.47	175	179	Average	HORIZONTAL
5	5592.00	108.06			100.50	7.95	34.10	34.49	175	179	Peak	HORIZONTAL
6	5598.00	98.09			90.53	7.95	34.10	34.49	175	179	Average	HORIZONTAL
7	5725.00	65.64	74.00	-8.36	57.78	7.87	34.50	34.51	175	179	Peak	HORIZONTAL
8	5725.00	53.86	54.00	-0.14	46.00	7.87	34.50	34.51	175	179	Average	HORIZONTAL

Item 5, 6 are the fundamental frequency at 5610 MHz.

Note: Both antenna polarizations have been tested and only the worst case was recorded in test report.

Channel 155



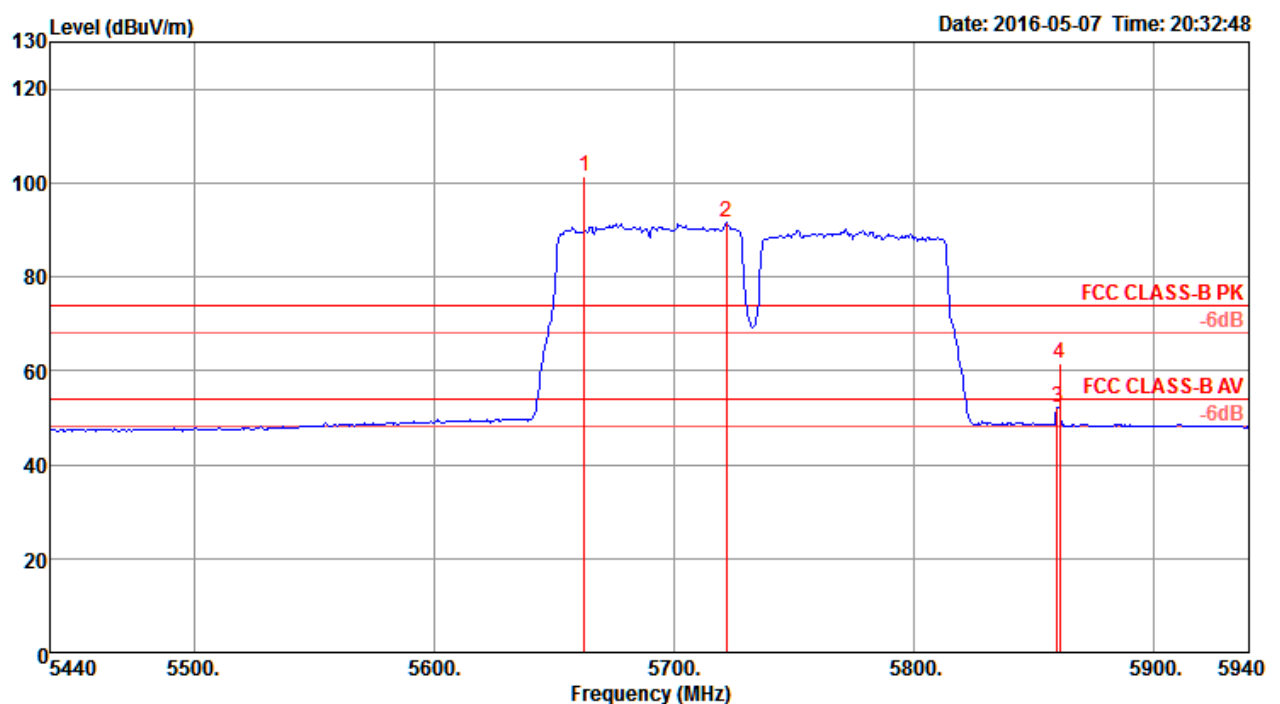
	Freq	Level	Limit	Over	Read	CableAntenna		Preamp	T/Pos	A/Pos	Remark	Pol/Phase
	MHz	dBuV/m	dBuV/m	dB	dBuV	dB	dB/m	dB	deg	cm		
1	5555.40	67.86	68.20	-0.34	60.46	7.93	33.95	34.48	170	160	Peak	HORIZONTAL
2	5771.40	96.68			88.76	7.85	34.60	34.53	170	160	Average	HORIZONTAL
3	5794.20	107.29			99.29	7.83	34.70	34.53	170	160	Peak	HORIZONTAL
4	5940.60	63.46	68.20	-4.74	55.17	7.75	35.10	34.56	170	160	Peak	HORIZONTAL

Item 2, 3 are the fundamental frequency at 5775 MHz.

Note: Both antenna polarizations have been tested and only the worst case was recorded in test report.

Temperature	22°C	Humidity	56%
Test Engineer	Peter Wu & Gary Chu	Configurations	IEEE 802.11ac MCS0/Nss2 VHT80+80 Type 11 / CH 138+155 / Chain 1 + Chain 2 + Chain 3 + Chain 4
Test Mode	Mode 2		

Channel 138

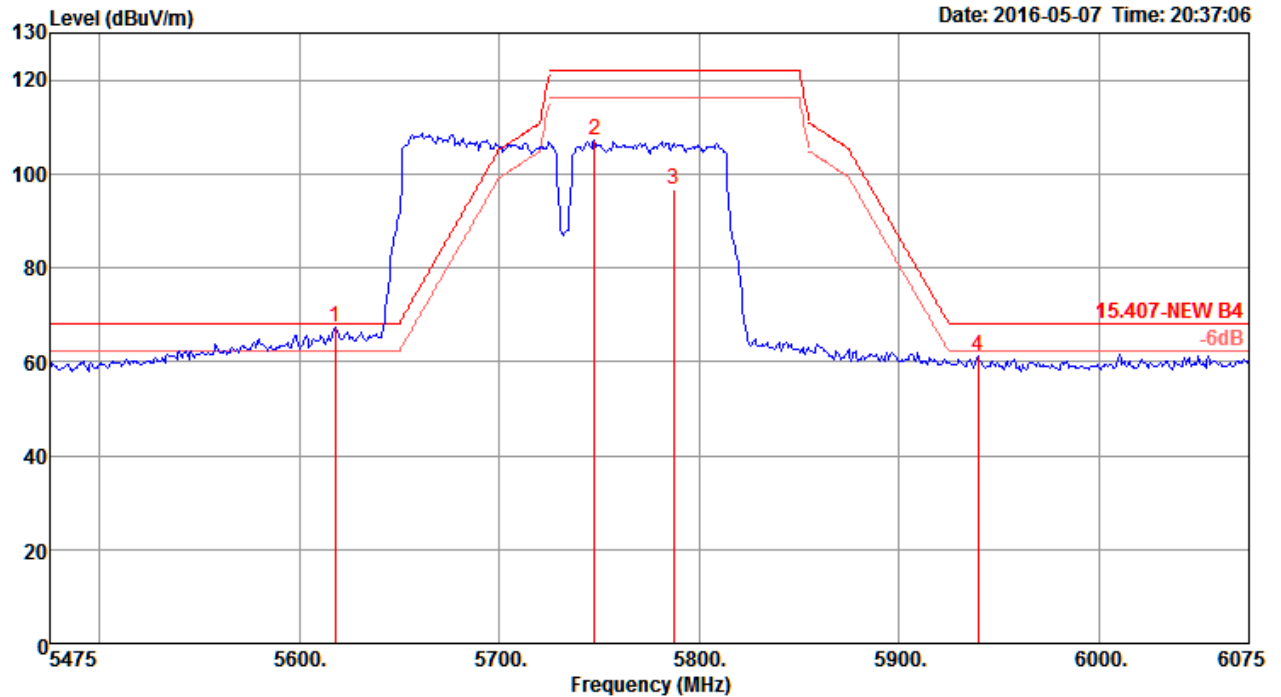


	Freq	Level	Limit	Over	Read	Cable	Antenna	Preamp	T/Pos	A/Pos	Remark	Pol/Phase
	MHz	dBuV/m	dBuV/m	dB	dBuV	dB	dB/m	dB	deg	cm		
1	5663.00	101.44			93.73	7.91	34.30	34.50	173	188	Peak	HORIZONTAL
2	5722.00	91.57			83.75	7.88	34.45	34.51	173	188	Average	HORIZONTAL
3	5860.00	52.07	54.00	-1.93	43.92	7.79	34.90	34.54	173	188	Average	HORIZONTAL
4	5861.00	61.54	74.00	-12.46	53.39	7.79	34.90	34.54	173	188	Peak	HORIZONTAL

Item 1, 2 are the fundamental frequency at 5690 MHz.

Note: Both antenna polarizations have been tested and only the worst case was recorded in test report.

Channel 155



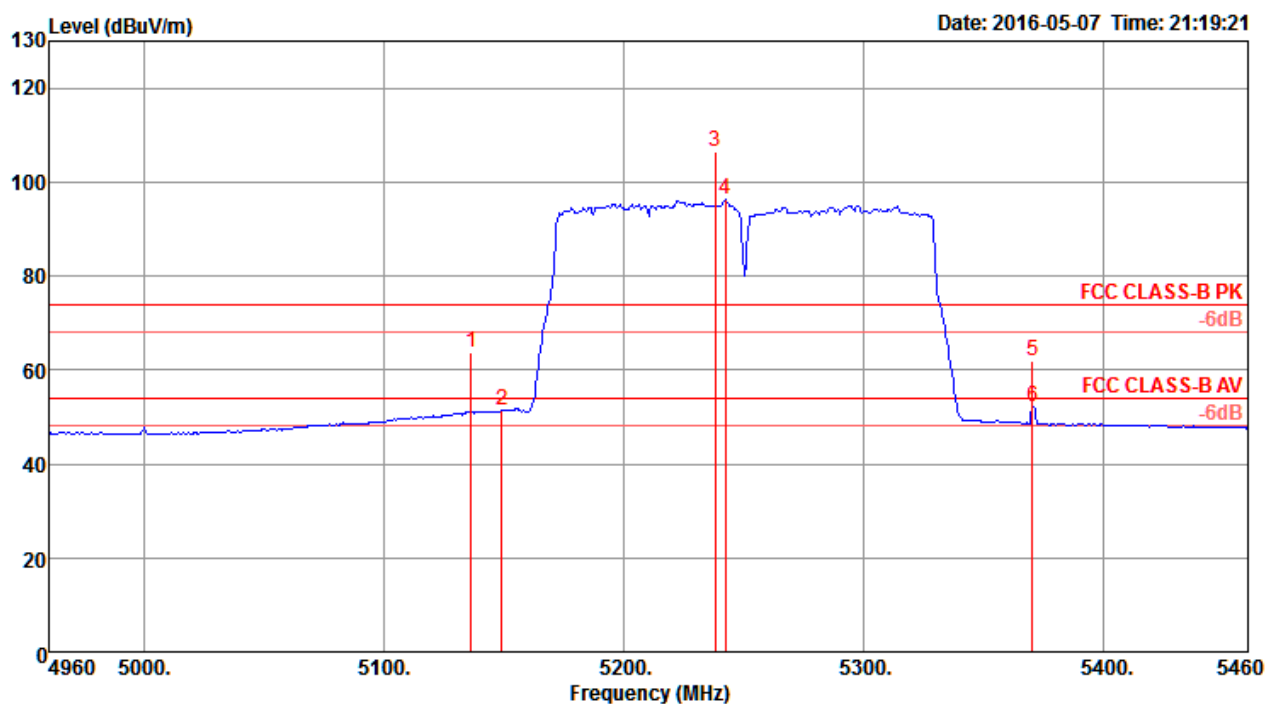
	Freq	Level	Limit	Over	Read	Cable	Antenna	Preamp	T/Pos	A/Pos	Remark	Pol/Phase
	MHz	dBuV/m	dBuV/m	dB	dBuV	dB	dB/m	dB	deg	cm		
1	5617.80	67.48	68.20	-0.72	59.89	7.94	34.15	34.50	178	173	Peak	VERTICAL
2	5747.40	107.04			99.15	7.86	34.55	34.52	178	173	Peak	VERTICAL
3	5787.00	96.79			88.83	7.84	34.65	34.53	178	173	Average	VERTICAL
4	5939.40	61.11	68.20	-7.09	52.82	7.75	35.10	34.56	178	173	Peak	VERTICAL

Item 2, 3 are the fundamental frequency at 5775 MHz.

Note: Both antenna polarizations have been tested and only the worst case was recorded in test report.

Temperature	22°C	Humidity	56%
Test Engineer	Peter Wu & Gary Chu	Configurations	IEEE 802.11ac MCS0/Nss2 VHT80+80 Type 12 / CH 42+58 / Chain 1 + Chain 2 + Chain 3 + Chain 4
Test Mode	Mode 2		

Channel 42

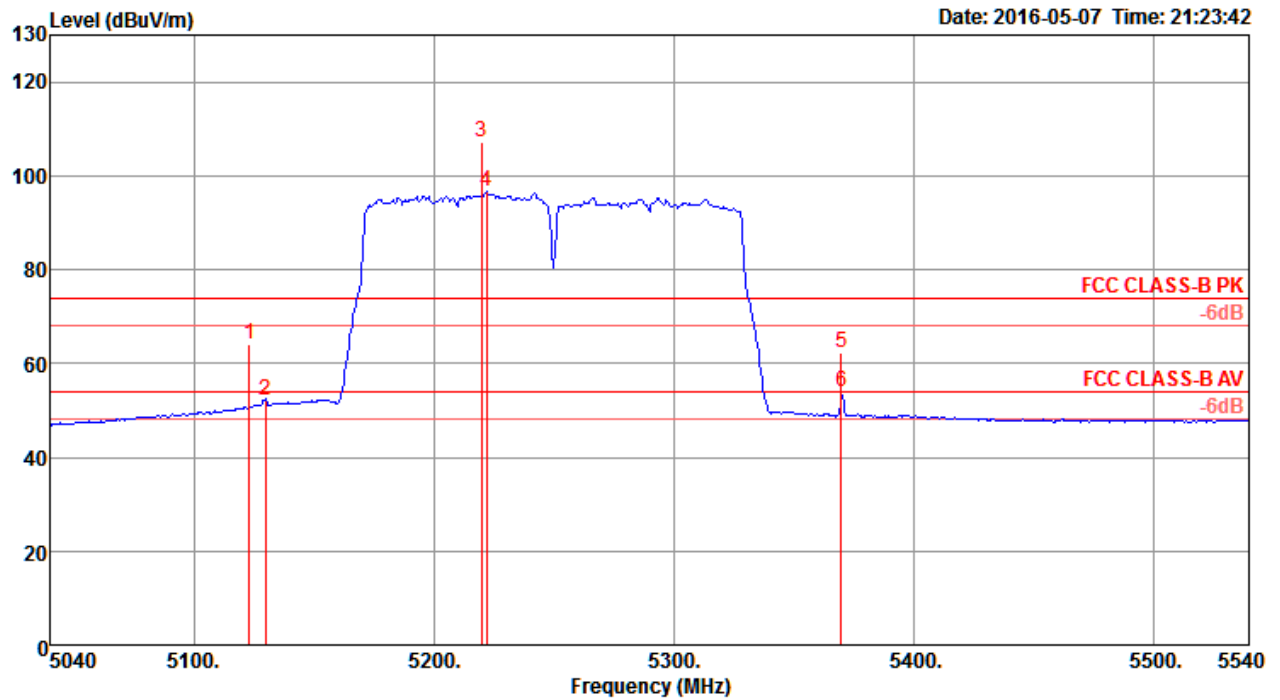


	Freq	Level	Limit	Over	Read	Cable	Antenna	Preamp	T/Pos	A/Pos	Remark	Pol/Phase
	MHz	dBuV/m	dBuV/m	dB	dBuV	dB	dB/m	dB	deg	cm		
1	5136.00	63.68	74.00	-10.32	56.98	7.88	33.29	34.47	187	175	Peak	HORIZONTAL
2	5149.00	51.25	54.00	-2.75	44.51	7.90	33.31	34.47	187	175	Average	HORIZONTAL
3	5238.00	106.51			99.59	7.95	33.44	34.47	187	175	Peak	HORIZONTAL
4	5242.00	96.25			89.33	7.95	33.44	34.47	187	175	Average	HORIZONTAL
5	5370.00	61.99	74.00	-12.01	54.96	7.87	33.63	34.47	187	175	Peak	HORIZONTAL
6	5370.00	52.21	54.00	-1.79	45.18	7.87	33.63	34.47	187	175	Average	HORIZONTAL

Item 3, 4 are the fundamental frequency at 5210 MHz.

Note: Both antenna polarizations have been tested and only the worst case was recorded in test report.

Channel 58



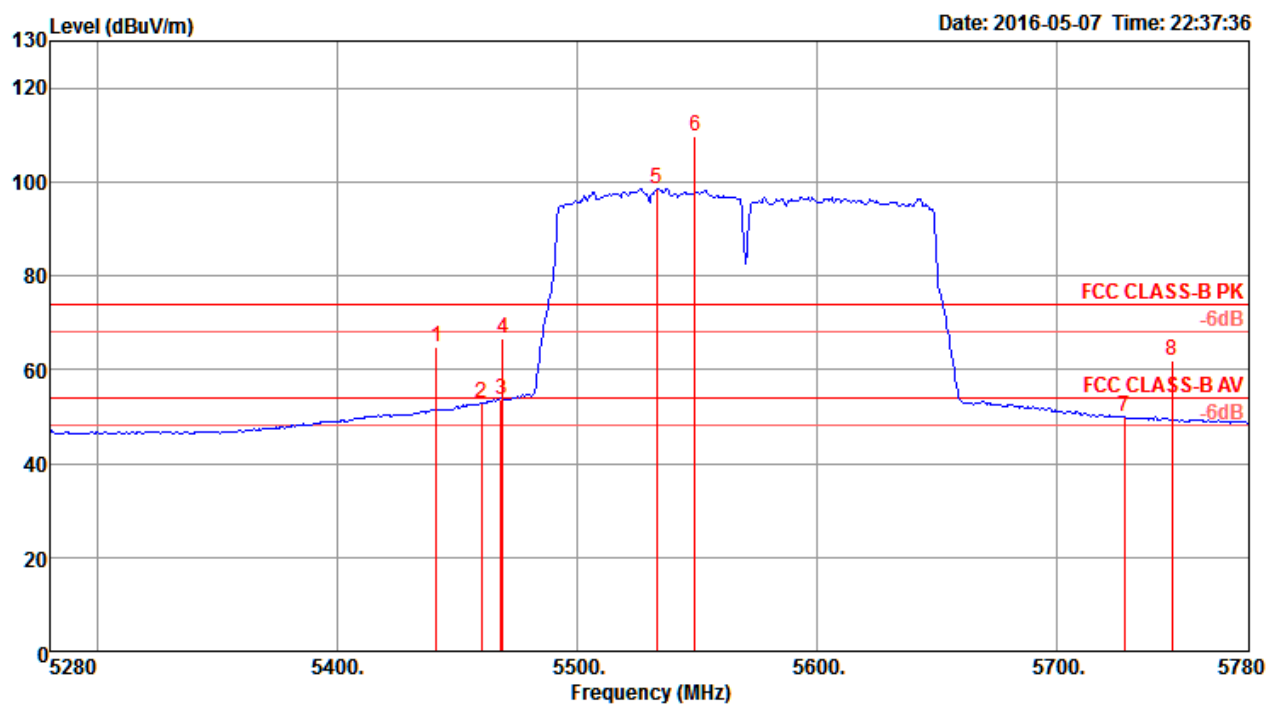
	Freq	Level	Limit	Over	Read	CableAntenna		Preamp	T/Pos	A/Pos	Remark	Pol/Phase
	MHz	dBuV/m	dBuV/m	dB	dBuV	dB	dB/m	dB	deg	cm		
1	5123.00	64.09	74.00	-9.91	57.44	7.85	33.27	34.47	191	193	Peak	HORIZONTAL
2	5130.00	52.32	54.00	-1.68	45.62	7.88	33.29	34.47	191	193	Average	HORIZONTAL
3	5220.00	107.30			100.39	7.96	33.42	34.47	191	193	Peak	HORIZONTAL
4	5222.00	96.73			89.82	7.96	33.42	34.47	191	193	Average	HORIZONTAL
5	5370.00	62.38	74.00	-11.62	55.35	7.87	33.63	34.47	191	193	Peak	HORIZONTAL
6	5370.00	53.89	54.00	-0.11	46.86	7.87	33.63	34.47	191	193	Average	HORIZONTAL

Item 3, 4 are the fundamental frequency at 5290 MHz.

Note: Both antenna polarizations have been tested and only the worst case was recorded in test report.

Temperature	22°C	Humidity	56%
Test Engineer	Peter Wu & Gary Chu	Configurations	IEEE 802.11ac MCS0/Nss2 VHT80+80 Type 13 / CH 106+122 / Chain 1 + Chain 2 + Chain 3 + Chain 4
Test Mode	Mode 2		

Channel 106

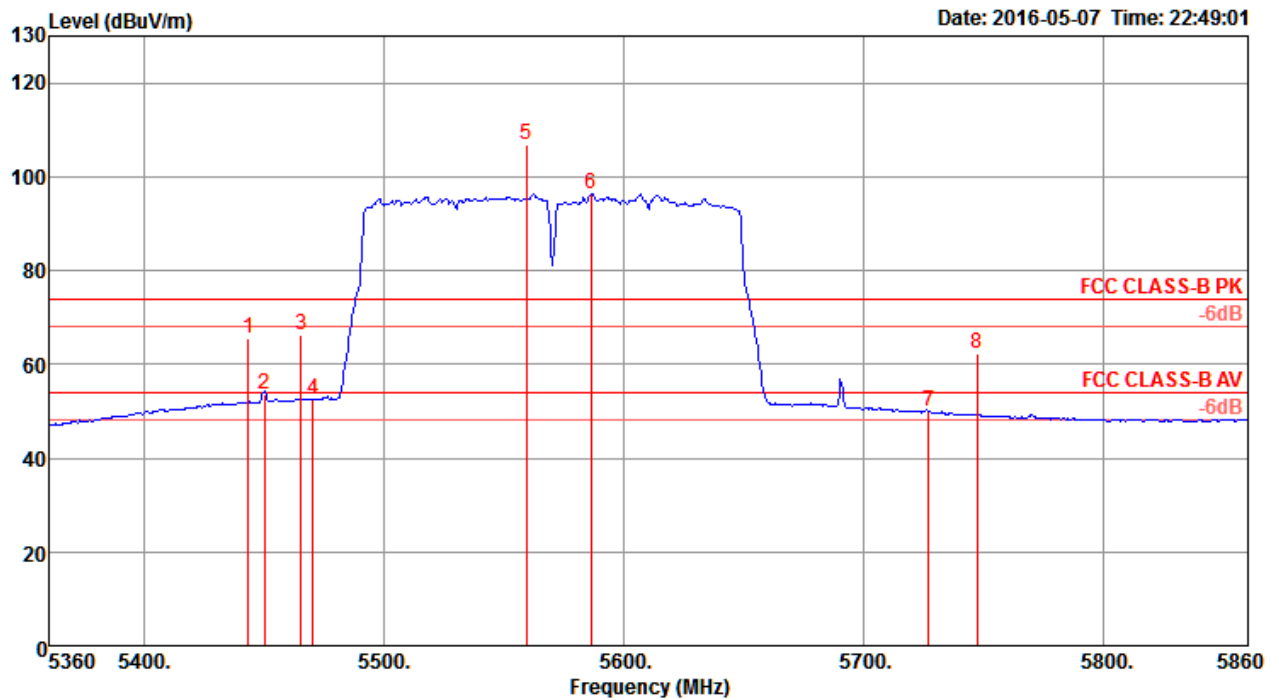


	Freq	Level	Limit	Over	Read	Cable	Antenna	Preamp	T/Pos	A/Pos	Remark	Pol/Phase
	MHz	dBuV/m	dBuV/m	dB	dBuV	dB	dB/m	dB	deg	cm		
1	5441.00	64.75	74.00	-9.25	57.62	7.88	33.72	34.47	184	186	Peak	VERTICAL
2	5460.00	52.83	54.00	-1.17	45.67	7.89	33.74	34.47	184	186	Average	VERTICAL
3	5468.00	53.54	54.00	-0.46	46.35	7.90	33.76	34.47	184	186	Average	VERTICAL
4	5469.00	66.50	74.00	-7.50	59.31	7.90	33.76	34.47	184	186	Peak	VERTICAL
5	5533.00	98.62			91.28	7.92	33.90	34.48	184	186	Average	VERTICAL
6	5549.00	109.77			102.37	7.93	33.95	34.48	184	186	Peak	VERTICAL
7	5728.00	50.00	54.00	-4.00	42.15	7.87	34.50	34.52	184	186	Average	VERTICAL
8	5748.00	61.97	74.00	-12.03	54.08	7.86	34.55	34.52	184	186	Peak	VERTICAL

Item 5, 6 are the fundamental frequency at 5530 MHz.

Note: Both antenna polarizations have been tested and only the worst case was recorded in test report.

Channel 122



	Freq	Level	Limit	Over	Read	CableAntenna	Preamp	T/Pos	A/Pos	Remark	Pol/Phase
	MHz	dBuV/m	dBuV/m	dB	dBuV	dB	dB/m	dB	deg	cm	
1	5443.00	65.67	74.00	-8.33	58.54	7.88	33.72	34.47	192	168 Peak	HORIZONTAL
2	5450.00	53.67	54.00	-0.33	46.51	7.89	33.74	34.47	192	168 Average	HORIZONTAL
3	5465.00	66.09	74.00	-7.91	58.90	7.90	33.76	34.47	192	168 Peak	HORIZONTAL
4	5470.00	52.41	54.00	-1.59	45.22	7.90	33.76	34.47	192	168 Average	HORIZONTAL
5	5559.00	106.83			99.43	7.93	33.95	34.48	192	168 Peak	HORIZONTAL
6	5586.00	96.24			88.74	7.94	34.05	34.49	192	168 Average	HORIZONTAL
7	5727.00	49.92	54.00	-4.08	42.07	7.87	34.50	34.52	192	168 Average	HORIZONTAL
8	5747.00	62.29	74.00	-11.71	54.40	7.86	34.55	34.52	192	168 Peak	HORIZONTAL

Item 5, 6 are the fundamental frequency at 5610 MHz.

Note: Both antenna polarizations have been tested and only the worst case was recorded in test report.

Note:

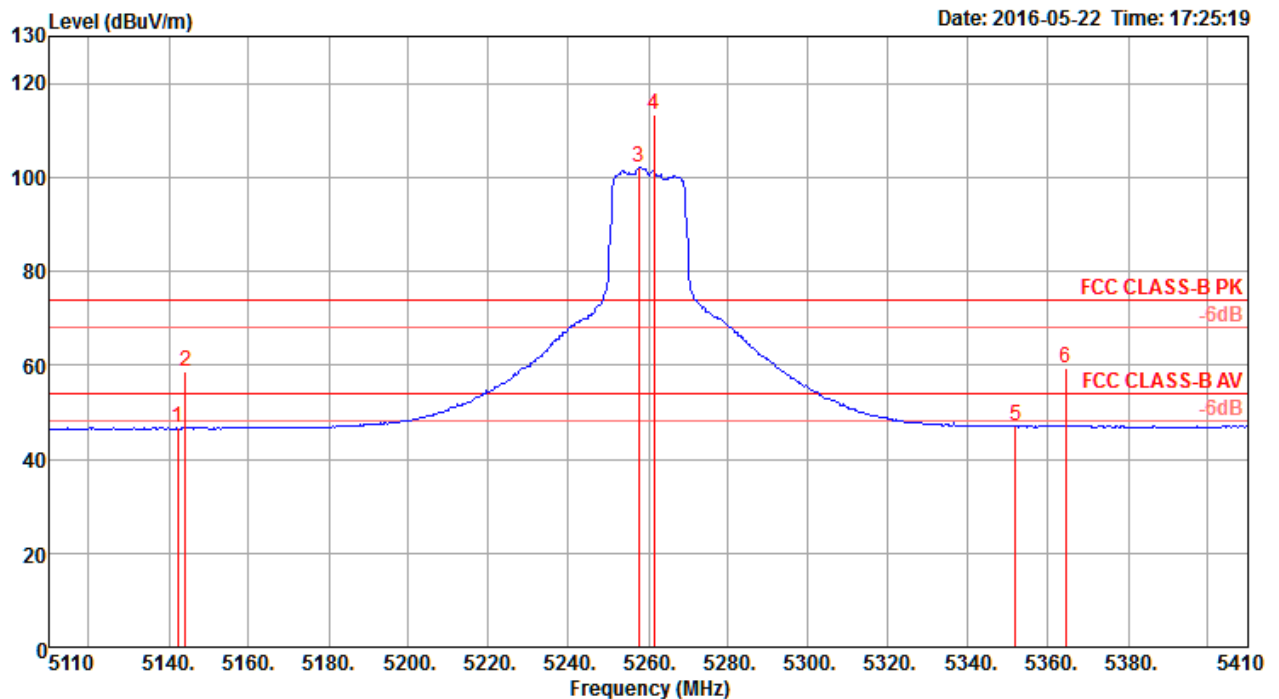
Emission level (dBuV/m) = 20 log Emission level (uV/m)

Corrected Reading: Antenna Factor + Cable Loss + Read Level - Preamp Factor = Level

<For Radio 2 beamforming Mode>

Temperature	22°C	Humidity	56%
Test Engineer	Peter Wu & Gary Chu	Configurations	IEEE 802.11ac MCS0/Nss1 VHT20 CH 52, 60, 64 / Chain 1 + Chain 2 + Chain 3 + Chain 4
Test Mode	Mode 1		

Channel 52

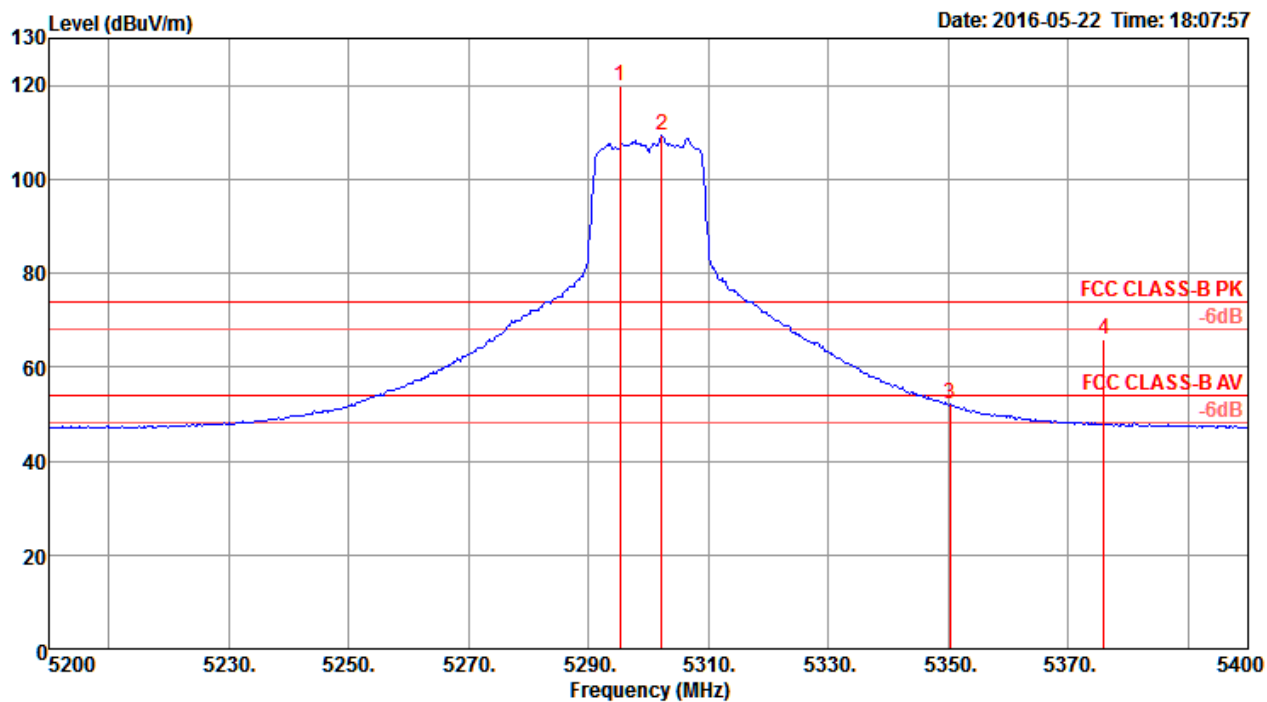


	Freq	Level	Limit	Over	Read	CableAntenna	Preamp	A/Pos	T/Pos	Remark	Pol/Phase
	MHz	dBuV/m	dBuV/m	dB	dBuV	dB	dB/m	dB	cm	deg	
1	5142.21	46.67	54.00	-7.33	39.93	7.90	33.31	34.47	262	360	Average
2	5144.14	58.64	74.00	-15.36	51.90	7.90	33.31	34.47	262	360	Peak
3	5257.60	102.17			95.24	7.94	33.46	34.47	262	360	Average
4	5261.44	113.20			106.27	7.94	33.46	34.47	262	360	Peak
5	5351.83	47.07	54.00	-6.93	40.06	7.89	33.59	34.47	262	360	Average
6	5364.33	59.23	74.00	-14.77	52.21	7.88	33.61	34.47	262	360	Peak

Item 3, 4 are the fundamental frequency at 5260 MHz.

Note: Both antenna polarizations have been tested and only the worst case was recorded in test report.

Channel 60

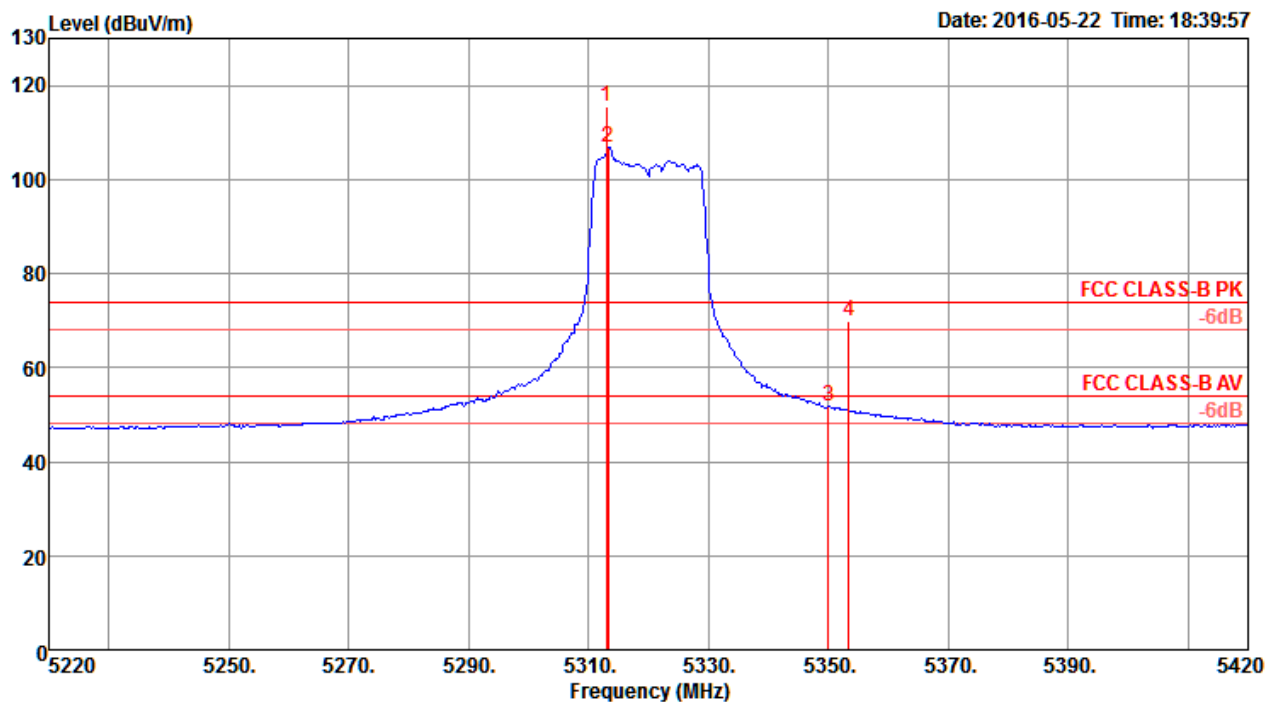


	Freq	Level	Limit	Over	Read	CableAntenna	Preamp	A/Pos	T/Pos	Remark	Pol/Phase
	MHz	dBuV/m	dBuV/m	dB	dBuV	dB	dB/m	dB	cm	deg	
1	5295.19	119.75			112.79	7.91	33.52	34.47	283	265	Peak
2	5302.24	109.51			102.55	7.91	33.52	34.47	283	265	Average
3	5350.32	51.97	54.00	-2.03	44.96	7.89	33.59	34.47	283	265	Average
4	5375.96	65.77	74.00	-8.23	58.74	7.87	33.63	34.47	283	265	Peak

Item 1, 2 are the fundamental frequency at 5300 MHz.

Note: Both antenna polarizations have been tested and only the worst case was recorded in test report.

Channel 64



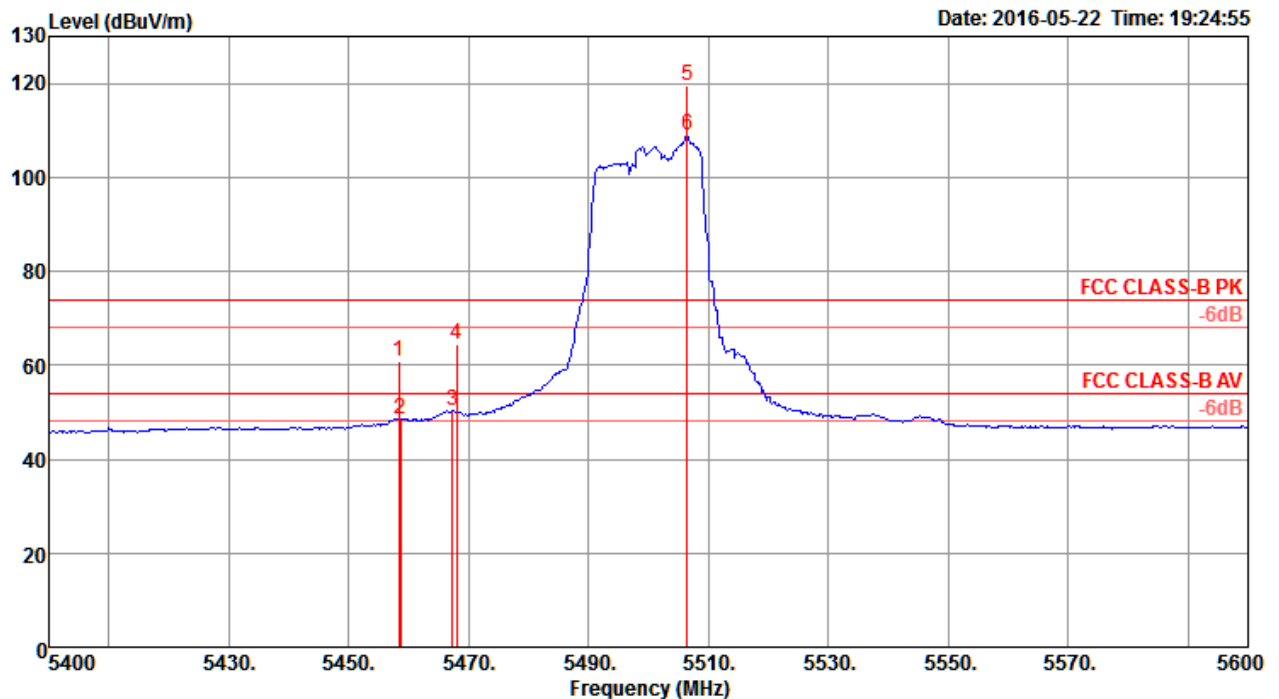
	Freq	Level	Limit	Over	Read	Cable	Antenna	Preamp	A/Pos	T/Pos	Remark	Pol/Phase
	MHz	dBuV/m	dBuV/m	dB	dBuV	dB	dB/m	dB	cm	deg		
1	5312.95	115.36			108.37	7.91	33.55	34.47	300	269	Peak	HORIZONTAL
2	5313.27	106.90			99.91	7.91	33.55	34.47	300	269	Average	HORIZONTAL
3	5350.00	51.80	54.00	-2.20	44.79	7.89	33.59	34.47	300	269	Average	HORIZONTAL
4	5353.33	69.97	74.00	-4.03	62.96	7.89	33.59	34.47	300	269	Peak	HORIZONTAL

Item 1, 2 are the fundamental frequency at 5320 MHz.

Note: Both antenna polarizations have been tested and only the worst case was recorded in test report.

Temperature	22°C	Humidity	56%
Test Engineer	Peter Wu & Gary Chu	Configurations	IEEE 802.11ac MCS0/Nss1 VHT20 CH 100, 116, 140 / Chain 1 + Chain 2 + Chain 3 + Chain 4
Test Mode	Mode 1		

Channel 100

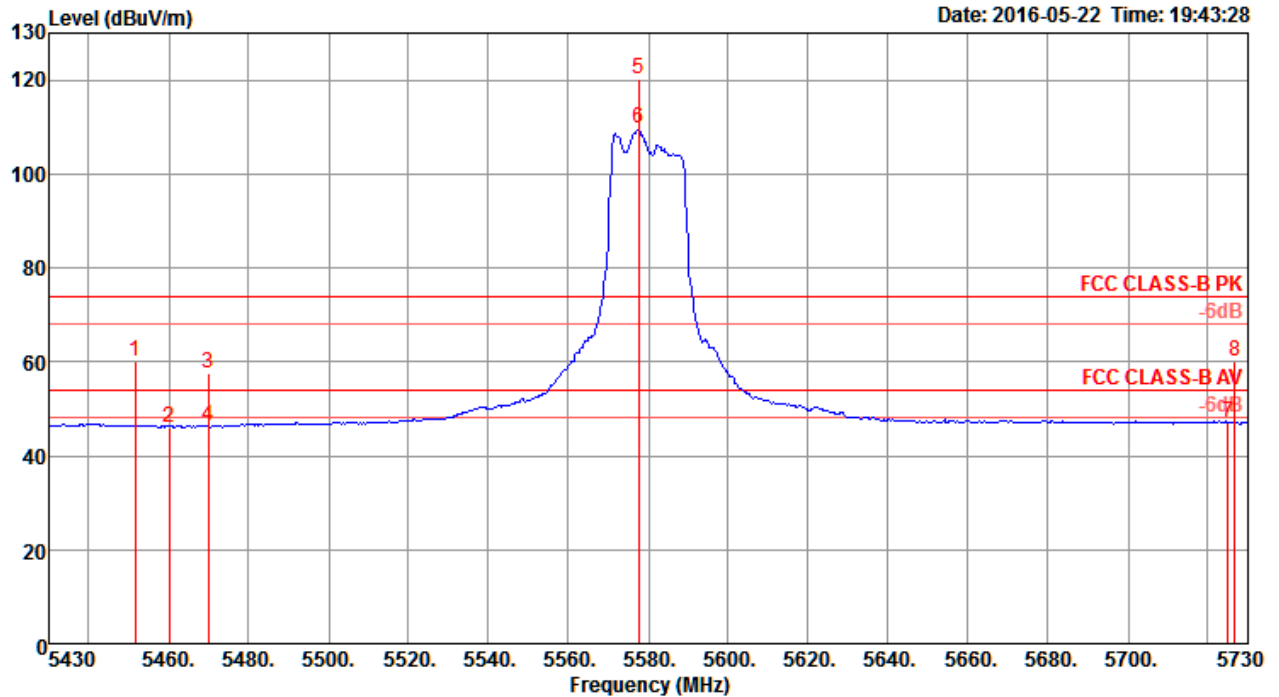


	Freq	Level	Limit	Over	Read	CableAntenna	Preamp	A/Pos	T/Pos	Remark	Pol/Phase
	MHz	dBuV/m	dBuV/m	dB	dBuV	dB	dB/m	dB	cm	deg	
1	5458.33	60.90	74.00	-13.10	53.74	7.89	33.74	34.47	282	264	Peak
2	5458.65	48.61	54.00	-5.39	41.45	7.89	33.74	34.47	282	264	Average
3	5467.31	50.46	54.00	-3.54	43.27	7.90	33.76	34.47	282	264	Average
4	5467.95	64.45	74.00	-9.55	57.26	7.90	33.76	34.47	282	264	Peak
5	5506.41	119.45			112.21	7.91	33.80	34.47	282	264	Peak
6	5506.41	108.94			101.70	7.91	33.80	34.47	282	264	Average

Item 5, 6 are the fundamental frequency at 5500 MHz.

Note: Both antenna polarizations have been tested and only the worst case was recorded in test report.

Channel 116

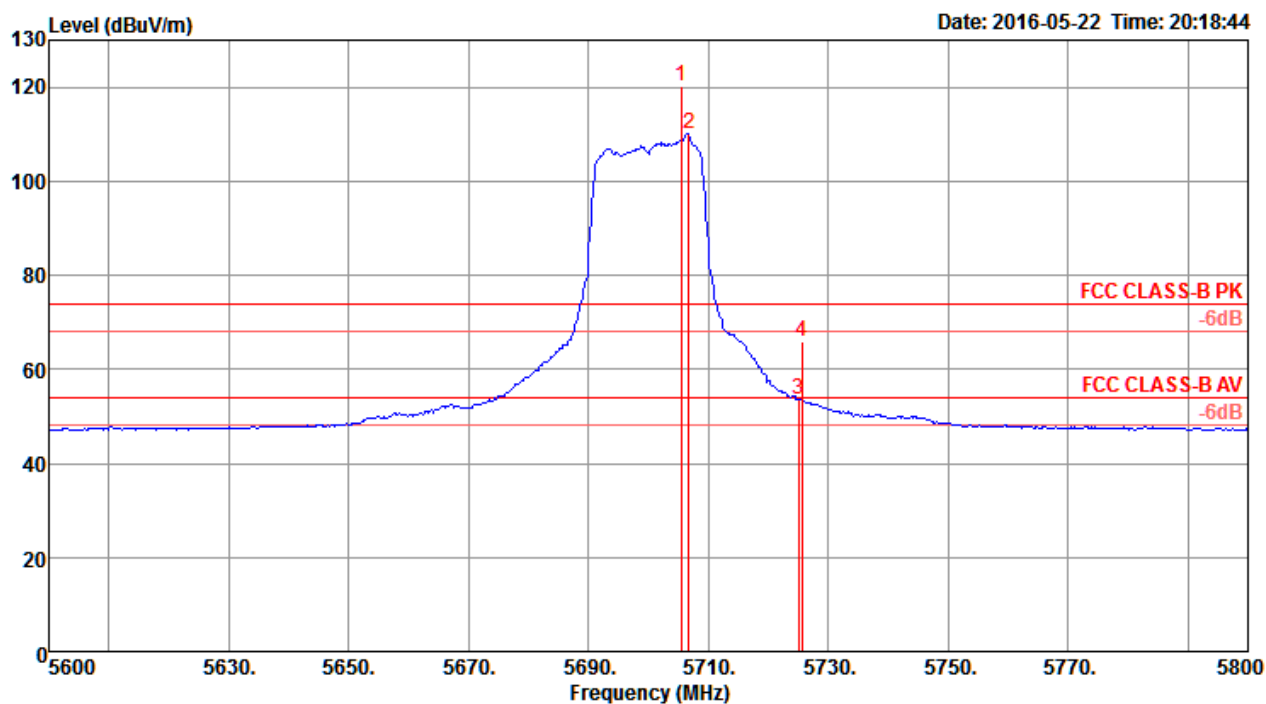


	Freq	Level	Limit	Over	Read	Cable	Antenna	Preamp	A/Pos	T/Pos	Remark	Pol/Phase
	MHz	dBuV/m	dBuV/m	dB	dBuV	dB	dB/m	dB	cm	deg		
1	5451.64	60.04	74.00	-13.96	52.88	7.89	33.74	34.47	286	268	Peak	HORIZONTAL
2	5460.00	46.16	54.00	-7.84	39.00	7.89	33.74	34.47	286	268	Average	HORIZONTAL
3	5470.00	57.68	74.00	-16.32	50.49	7.90	33.76	34.47	286	268	Peak	HORIZONTAL
4	5470.00	46.23	54.00	-7.77	39.04	7.90	33.76	34.47	286	268	Average	HORIZONTAL
5	5577.60	120.37			112.86	7.94	34.05	34.48	286	268	Peak	HORIZONTAL
6	5577.60	109.86			102.35	7.94	34.05	34.48	286	268	Average	HORIZONTAL
7	5725.00	47.08	54.00	-6.92	39.22	7.87	34.50	34.51	286	268	Average	HORIZONTAL
8	5726.64	60.20	74.00	-13.80	52.35	7.87	34.50	34.52	286	268	Peak	HORIZONTAL

Item 5, 6 are the fundamental frequency at 5580 MHz.

Note: Both antenna polarizations have been tested and only the worst case was recorded in test report.

Channel 140



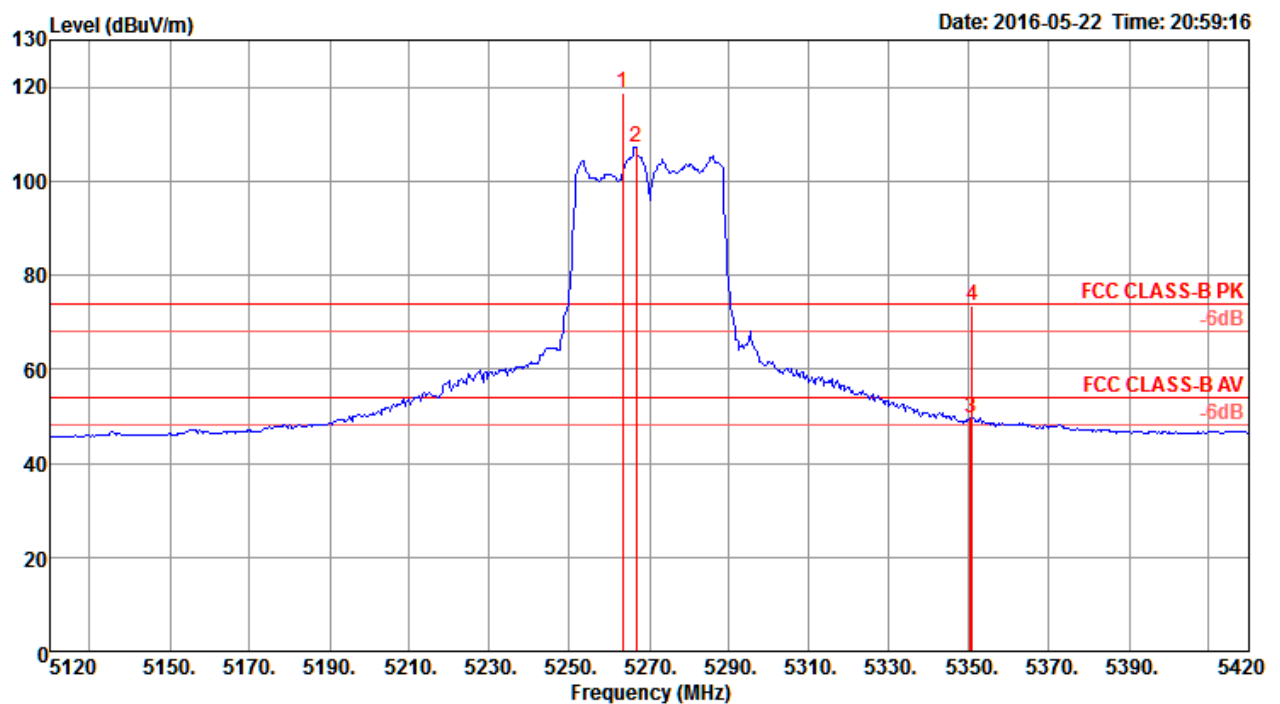
	Freq	Level	Limit	Over	Read	Cable	Antenna	Preamp	A/Pos	T/Pos	Remark	Pol/Phase
	MHz	dBuV/m	dBuV/m	dB	dBuV	dB	dB/m	dB	cm	deg		
1	5705.45	120.16			112.38	7.89	34.40	34.51	279	263	Peak	HORIZONTAL
2	5706.73	110.20			102.38	7.88	34.45	34.51	279	263	Average	HORIZONTAL
3	5725.00	53.51	54.00	-0.49	45.65	7.87	34.50	34.51	279	263	Average	HORIZONTAL
4	5725.64	66.05	74.00	-7.95	58.19	7.87	34.50	34.51	279	263	Peak	HORIZONTAL

Item 1, 2 are the fundamental frequency at 5700 MHz.

Note: Both antenna polarizations have been tested and only the worst case was recorded in test report.

Temperature	22°C	Humidity	56%
Test Engineer	Peter Wu & Gary Chu	Configurations	IEEE 802.11ac MCS0/Nss1 VHT40 CH 54, 62 / Chain 1 + Chain 2 + Chain 3 + Chain 4
Test Mode	Mode 1		

Channel 54

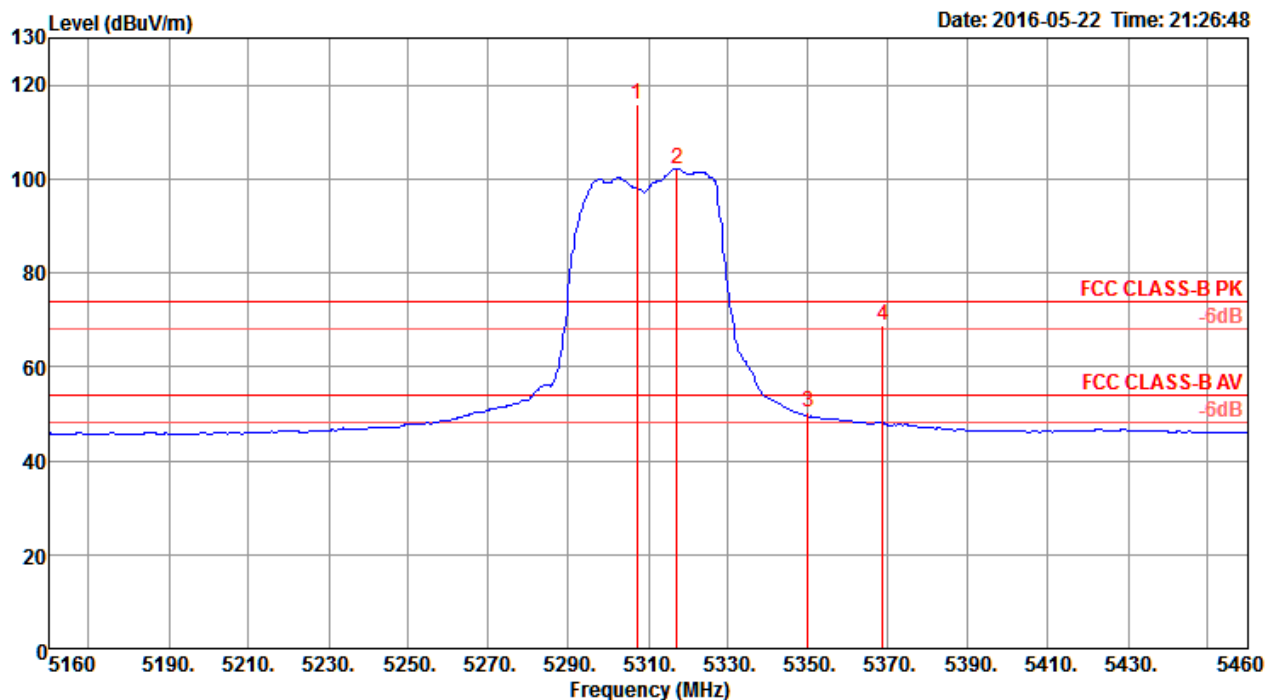


	Freq	Level	Limit	Over	Read	Cable	Antenna	Preamp	A/Pos	T/Pos	Remark	Pol/Phase
	MHz	dBuV/m	dBuV/m	dB	dBuV	dB	dB/m	dB	cm	deg		
1	5263.27	118.65			111.71	7.93	33.48	34.47	290	267	Peak	HORIZONTAL
2	5266.64	107.05			100.11	7.93	33.48	34.47	290	267	Average	HORIZONTAL
3	5350.29	49.72	54.00	-4.28	42.71	7.89	33.59	34.47	290	267	Average	HORIZONTAL
4	5350.77	73.38	74.00	-0.62	66.37	7.89	33.59	34.47	290	267	Peak	HORIZONTAL

Item 1, 2 are the fundamental frequency at 5270 MHz.

Note: Both antenna polarizations have been tested and only the worst case was recorded in test report.

Channel 62



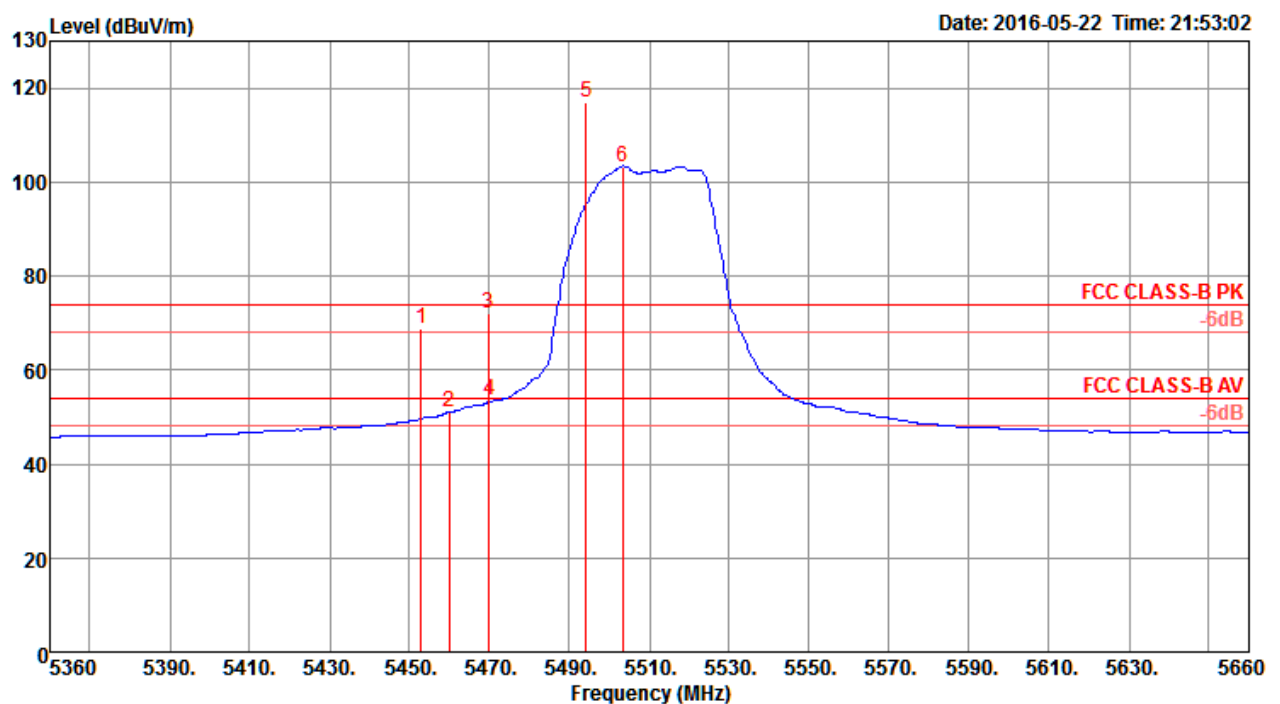
	Freq	Level	Limit	Over	Read	CableAntenna	Preamp	A/Pos	T/Pos	Remark	Pol/Phase
	MHz	dBuV/m	dBuV/m	dB	dBuV	dB	dB/m	dB	cm	deg	
1	5307.12	116.00			109.04	7.91	33.52	34.47	294	261	Peak
2	5317.21	102.21			95.22	7.91	33.55	34.47	294	261	Average
3	5350.00	50.38	54.00	-3.62	43.37	7.89	33.59	34.47	294	261	Average
4	5368.65	68.65	74.00	-5.35	61.63	7.88	33.61	34.47	294	261	Peak

Item 1, 2 are the fundamental frequency at 5310 MHz.

Note: Both antenna polarizations have been tested and only the worst case was recorded in test report.

Temperature	22°C	Humidity	56%
Test Engineer	Peter Wu & Gary Chu	Configurations	IEEE 802.11ac MCS0/Nss1 VHT40 CH 102, 110, 134 / Chain 1 + Chain 2 + Chain 3 + Chain 4
Test Mode	Mode 1		

Channel 102

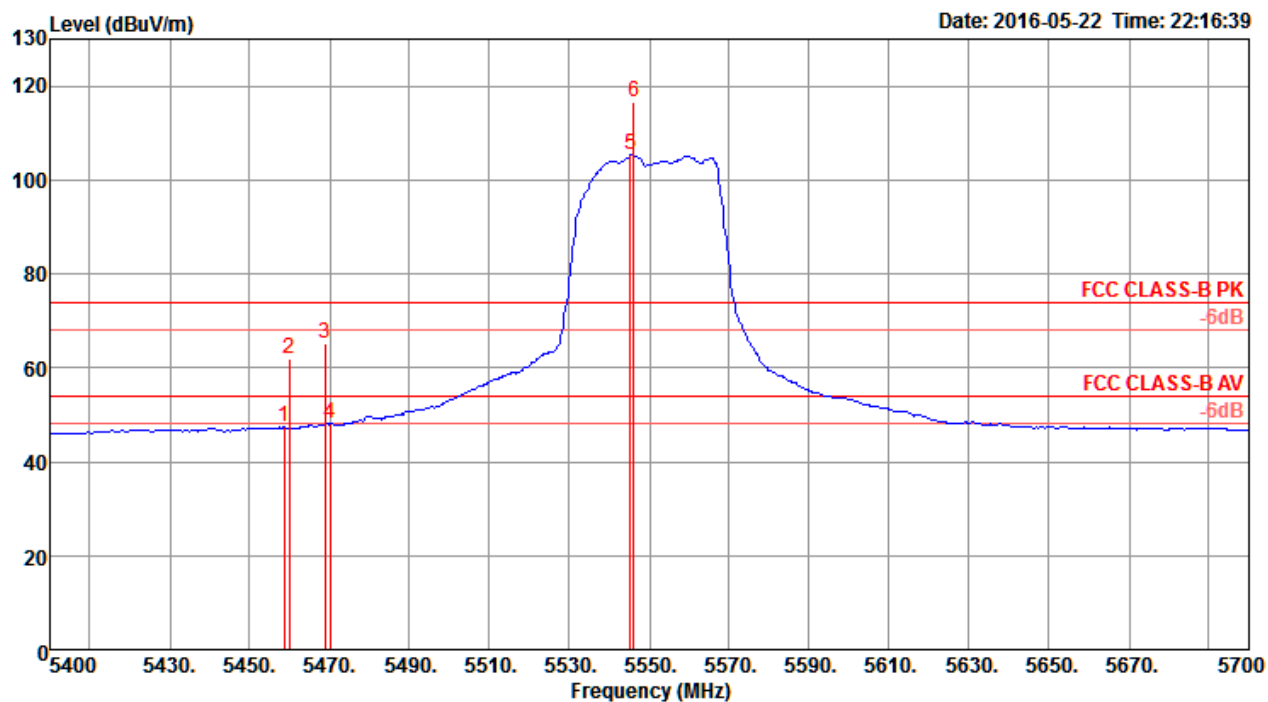


	Freq	Level	Limit	Over	Read	Cable	Antenna	Preamp	A/Pos	T/Pos	Remark	Pol/Phase
	MHz	dBuV/m	dBuV/m	dB	dBuV	dB	dB/m	dB	cm	deg		
1	5452.79	68.90	74.00	-5.10	61.74	7.89	33.74	34.47	291	270	Peak	HORIZONTAL
2	5460.00	51.07	54.00	-2.93	43.91	7.89	33.74	34.47	291	270	Average	HORIZONTAL
3	5469.62	72.04	74.00	-1.96	64.85	7.90	33.76	34.47	291	270	Peak	HORIZONTAL
4	5470.00	53.49	54.00	-0.51	46.30	7.90	33.76	34.47	291	270	Average	HORIZONTAL
5	5494.21	116.92			109.71	7.90	33.78	34.47	291	270	Peak	HORIZONTAL
6	5503.27	103.37			96.13	7.91	33.80	34.47	291	270	Average	HORIZONTAL

Item 5, 6 are the fundamental frequency at 5510 MHz.

Note: Both antenna polarizations have been tested and only the worst case was recorded in test report.

Channel 110

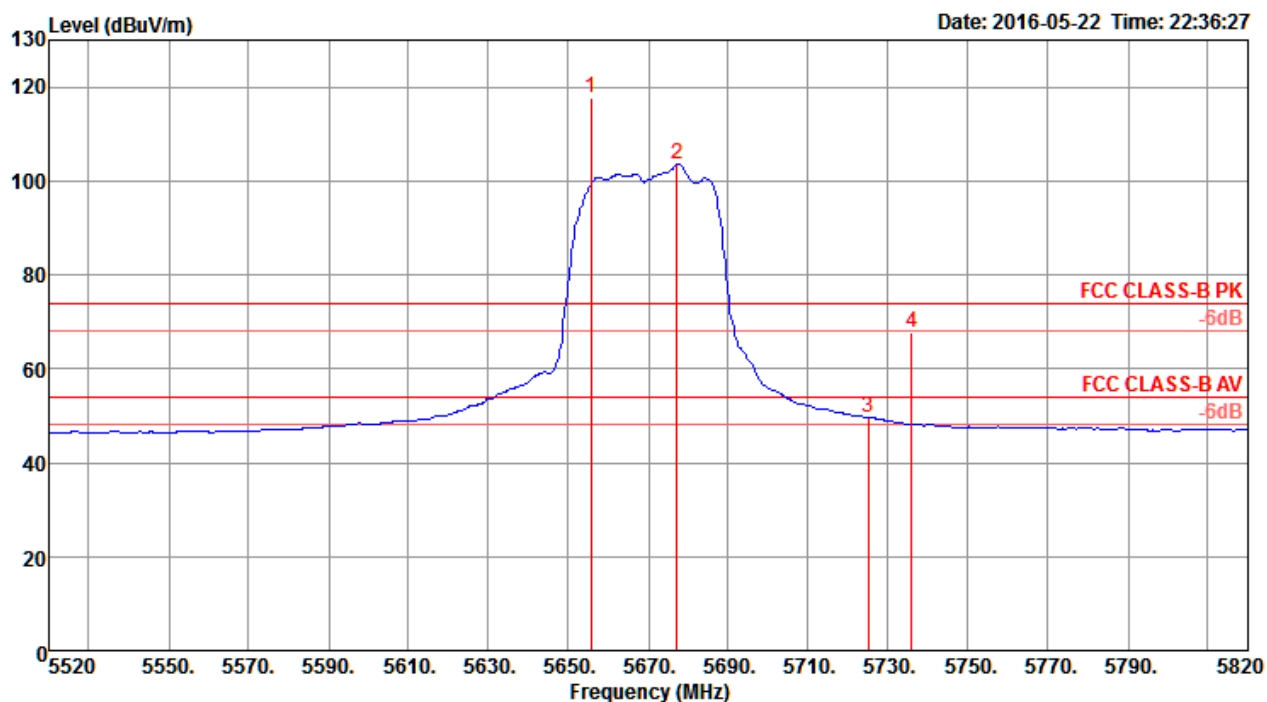


	Freq	Level	Limit	Over	Read	Cable	Antenna	Preamp	A/Pos	T/Pos	Remark	Pol/Phase
	MHz	dBuV/m	dBuV/m	dB	dBuV	dB	dB/m	dB	cm	deg		
1	5458.65	47.32	54.00	-6.68	40.16	7.89	33.74	34.47	290	268	Average	HORIZONTAL
2	5460.00	61.92	74.00	-12.08	54.76	7.89	33.74	34.47	290	268	Peak	HORIZONTAL
3	5468.75	65.06	74.00	-8.94	57.87	7.90	33.76	34.47	290	268	Peak	HORIZONTAL
4	5470.00	48.14	54.00	-5.86	40.95	7.90	33.76	34.47	290	268	Average	HORIZONTAL
5	5545.19	105.23			97.83	7.93	33.95	34.48	290	268	Average	HORIZONTAL
6	5546.15	116.49			109.09	7.93	33.95	34.48	290	268	Peak	HORIZONTAL

Item 5, 6 are the fundamental frequency at 5550 MHz.

Note: Both antenna polarizations have been tested and only the worst case was recorded in test report.

Channel 134



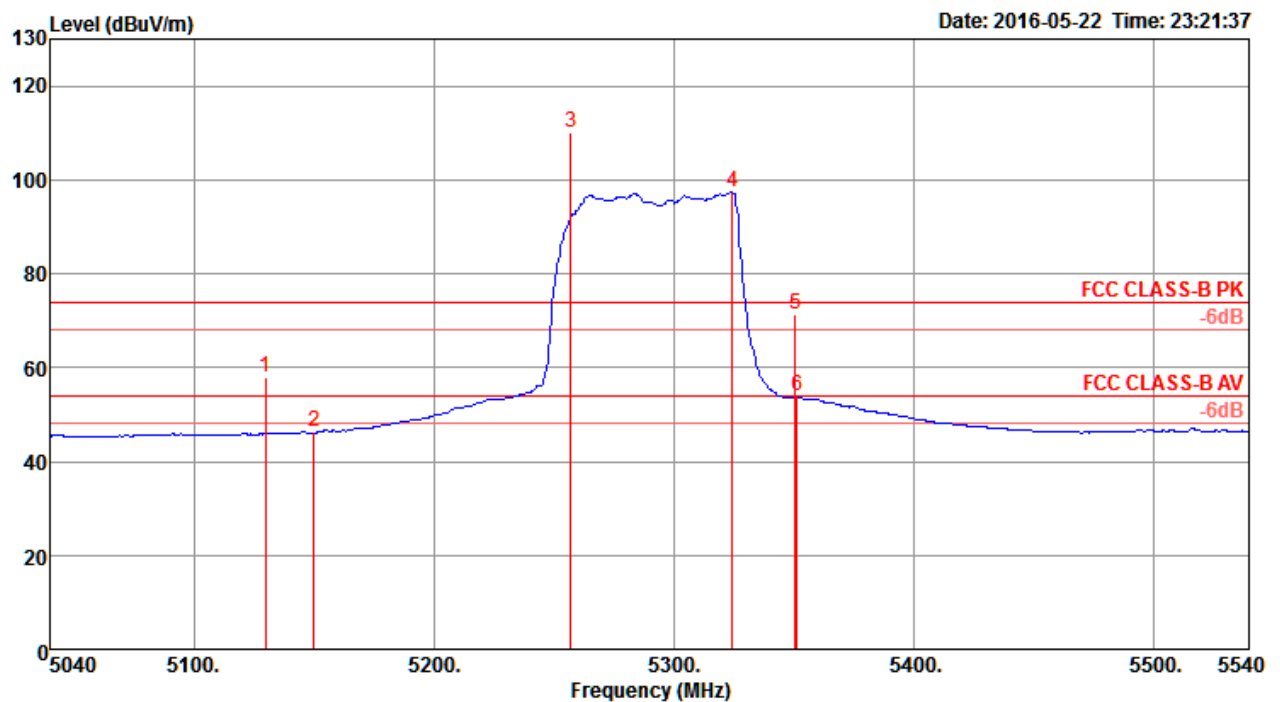
	Freq	Level	Limit	Over	Read	Cable	Antenna	Preamp	A/Pos	T/Pos	Remark	Pol/Phase
	MHz	dBuV/m	dBuV/m	dB	dBuV	dB	dB/m	dB	cm	deg		
1	5655.58	117.62			109.95	7.92	34.25	34.50	268	262	Peak	HORIZONTAL
2	5677.21	103.53			95.79	7.90	34.35	34.51	268	262	Average	HORIZONTAL
3	5725.00	49.45	54.00	-4.55	41.59	7.87	34.50	34.51	268	262	Average	HORIZONTAL
4	5735.87	67.64	74.00	-6.36	59.79	7.87	34.50	34.52	268	262	Peak	HORIZONTAL

Item 1, 2 are the fundamental frequency at 5670 MHz.

Note: Both antenna polarizations have been tested and only the worst case was recorded in test report.

Temperature	22°C	Humidity	56%
Test Engineer	Peter Wu & Gary Chu	Configurations	IEEE 802.11ac MCS0/Nss1 VHT80 CH 58 / Chain 1 + Chain 2 + Chain 3 + Chain 4
Test Mode	Mode 1		

Channel 58



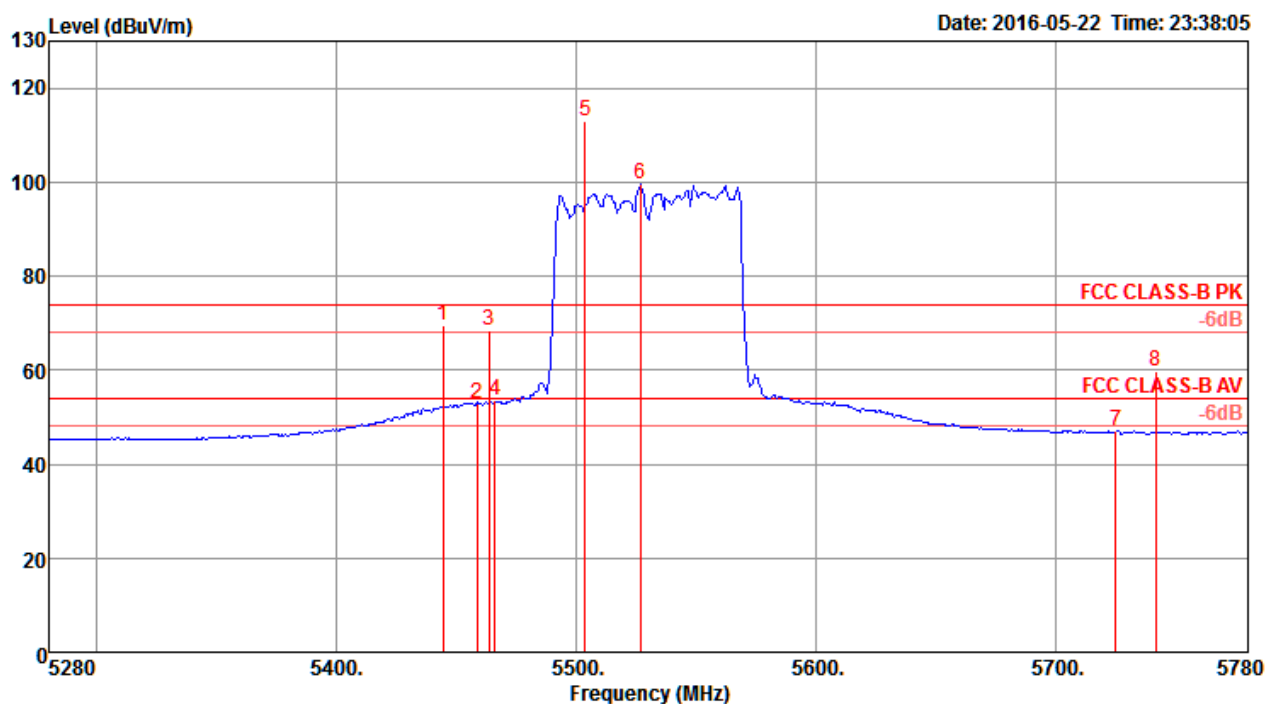
	Freq	Level	Limit	Over	Read	Cable	Antenna	Preamp	A/Pos	T/Pos	Remark	Pol/Phase
	MHz	dBuV/m	dBuV/m	Limit	Level	Loss	Factor	Factor	cm	deg		
1	5129.74	57.92	74.00	-16.08	51.22	7.88	33.29	34.47	289	268	Peak	HORIZONTAL
2	5150.00	46.25	54.00	-7.75	39.51	7.90	33.31	34.47	289	268	Average	HORIZONTAL
3	5257.15	110.02			103.09	7.94	33.46	34.47	289	268	Peak	HORIZONTAL
4	5324.46	97.52			90.52	7.90	33.57	34.47	289	268	Average	HORIZONTAL
5	5350.90	71.49	74.00	-2.51	64.48	7.89	33.59	34.47	289	268	Peak	HORIZONTAL
6	5351.70	53.86	54.00	-0.14	46.85	7.89	33.59	34.47	289	268	Average	HORIZONTAL

Item 3, 4 are the fundamental frequency at 5290 MHz.

Note: Both antenna polarizations have been tested and only the worst case was recorded in test report.

Temperature	22°C	Humidity	56%
Test Engineer	Peter Wu & Gary Chu	Configurations	IEEE 802.11ac MCS0/Nss1 VHT80 CH 106, 122 / Chain 1 + Chain 2 + Chain 3 + Chain 4
Test Mode	Mode 1		

Channel 106

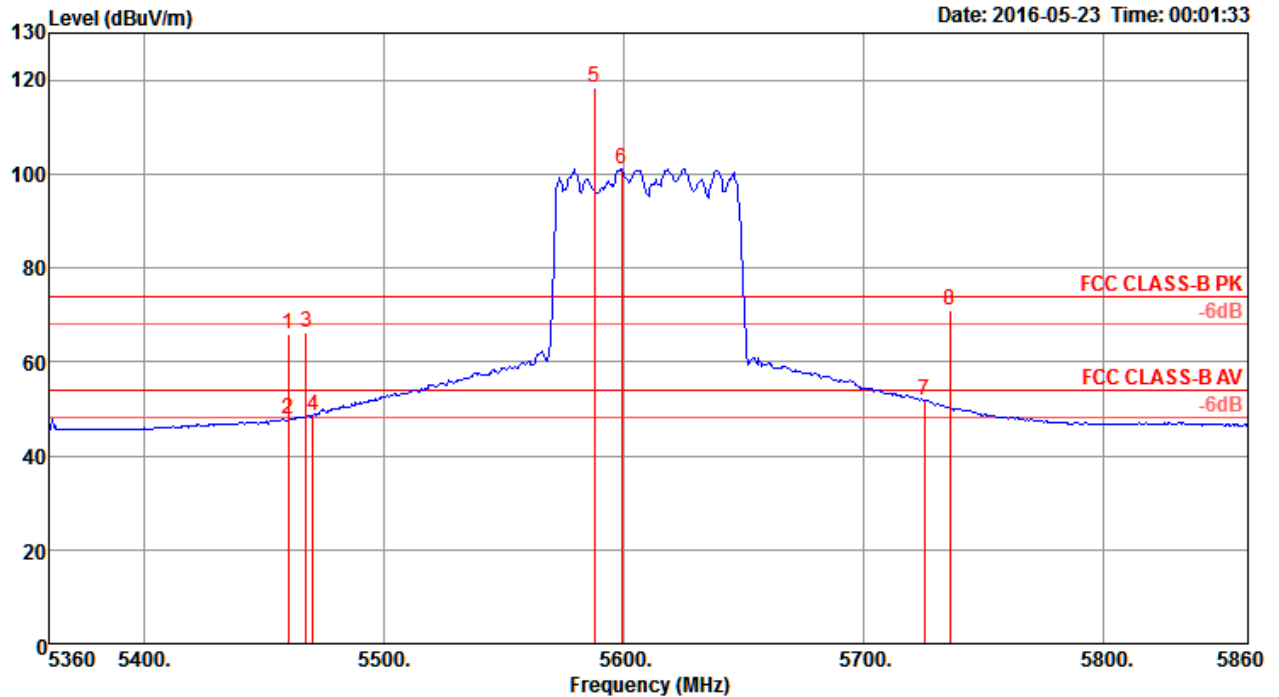


	Freq	Level	Limit	Over	Read	Cable	Antenna	Preamp	A/Pos	T/Pos	Remark	Pol/Phase
	MHz	dBuV/m	dBuV/m	dB	dBuV	dB	dB/m	dB	cm	deg		
1	5444.26	69.58	74.00	-4.42	62.45	7.88	33.72	34.47	286	266	Peak	HORIZONTAL
2	5458.69	53.05	54.00	-0.95	45.89	7.89	33.74	34.47	286	266	Average	HORIZONTAL
3	5463.59	68.48	74.00	-5.52	61.29	7.90	33.76	34.47	286	266	Peak	HORIZONTAL
4	5466.00	53.53	54.00	-0.47	46.34	7.90	33.76	34.47	286	266	Average	HORIZONTAL
5	5503.56	113.05			105.81	7.91	33.80	34.47	286	266	Peak	HORIZONTAL
6	5526.80	99.42			92.13	7.92	33.85	34.48	286	266	Average	HORIZONTAL
7	5725.00	47.12	54.00	-6.88	39.26	7.87	34.50	34.51	286	266	Average	HORIZONTAL
8	5741.54	59.69	74.00	-14.31	51.80	7.86	34.55	34.52	286	266	Peak	HORIZONTAL

Item 5, 6 are the fundamental frequency at 5530 MHz.

Note: Both antenna polarizations have been tested and only the worst case was recorded in test report.

Channel 122



	Freq	Level	Limit	Over	Read	Cable	Antenna	Preamp	A/Pos	T/Pos	Remark	Pol/Phase
	MHz	dBuV/m	dBuV/m	Limit	Level	Loss	Factor	Factor	cm	deg		
1	5460.00	65.79	74.00	-8.21	58.63	7.89	33.74	34.47	287	271	Peak	HORIZONTAL
2	5460.00	47.74	54.00	-6.26	40.58	7.89	33.74	34.47	287	271	Average	HORIZONTAL
3	5467.37	66.13	74.00	-7.87	58.94	7.90	33.76	34.47	287	271	Peak	HORIZONTAL
4	5470.00	48.45	54.00	-5.55	41.26	7.90	33.76	34.47	287	271	Average	HORIZONTAL
5	5587.56	118.51			111.01	7.94	34.05	34.49	287	271	Peak	HORIZONTAL
6	5598.78	101.18			93.62	7.95	34.10	34.49	287	271	Average	HORIZONTAL
7	5725.00	51.78	54.00	-2.22	43.92	7.87	34.50	34.51	287	271	Average	HORIZONTAL
8	5735.80	71.06	74.00	-2.94	63.21	7.87	34.50	34.52	287	271	Peak	HORIZONTAL

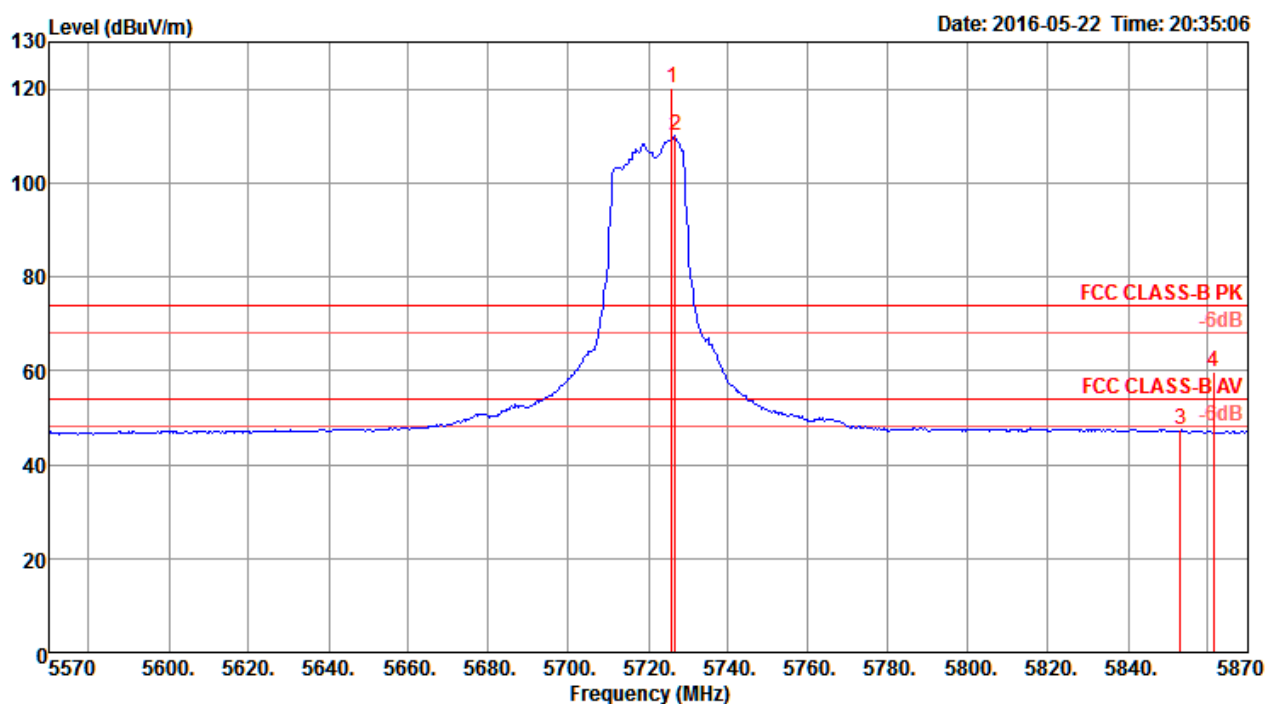
Item 5, 6 are the fundamental frequency at 5610 MHz.

Note: Both antenna polarizations have been tested and only the worst case was recorded in test report.

Straddle Channel

Temperature	22°C	Humidity	56%
Test Engineer	Peter Wu & Gary Chu	Configurations	IEEE 802.11ac MCS0/Nss1 VHT20 CH 144 / Chain 1 + Chain 2 + Chain 3 + Chain 4
Test Mode	Mode 1		

Channel 144



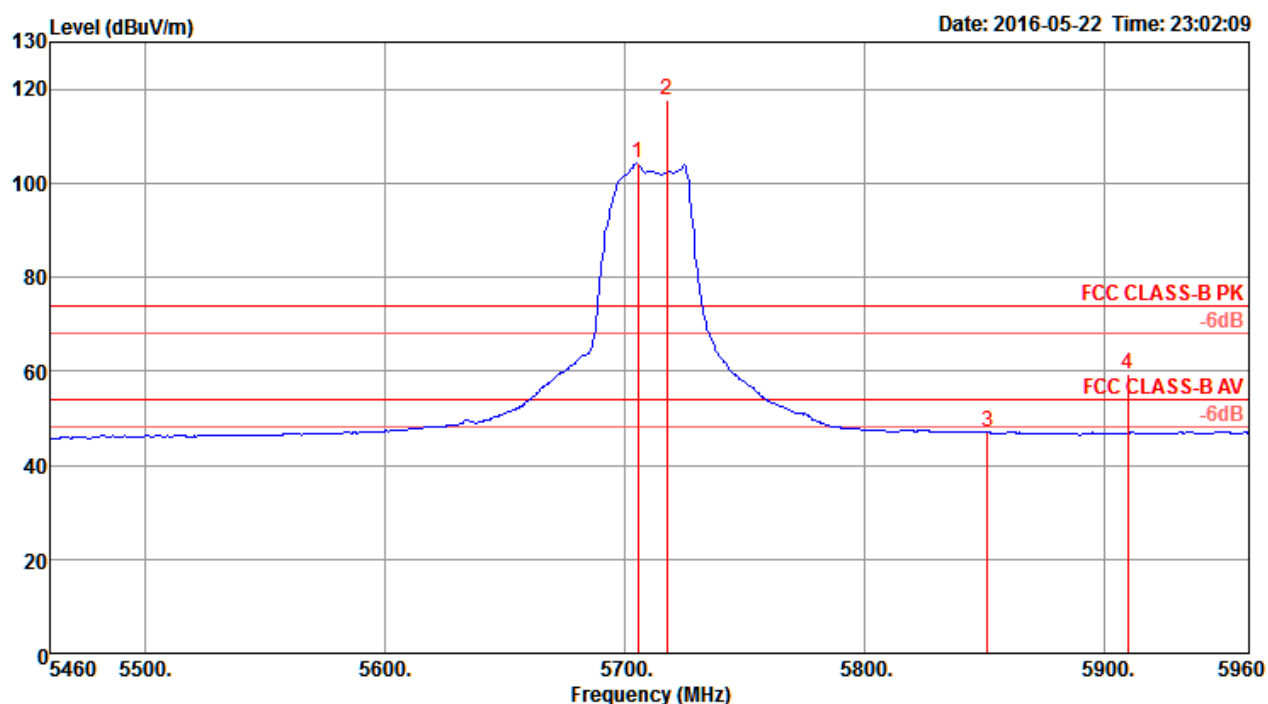
	Freq	Level	Limit	Over	Read	Cable	Antenna	Preamp	A/Pos	T/Pos	Remark	Pol/Phase
	MHz	dBuV/m	dBuV/m	dB	dBuV	dB	dB/m	dB	cm	deg		
1	5725.77	120.12			112.26	7.87	34.50	34.51	276	266	Peak	HORIZONTAL
2	5726.73	110.11			102.26	7.87	34.50	34.52	276	266	Average	HORIZONTAL
3	5853.17	47.34	54.00	-6.66	39.23	7.80	34.85	34.54	276	266	Average	HORIZONTAL
4	5861.35	59.85	74.00	-14.15	51.70	7.79	34.90	34.54	276	266	Peak	HORIZONTAL

Item 1, 2 are the fundamental frequency at 5720 MHz.

Note: Both antenna polarizations have been tested and only the worst case was recorded in test report.

Temperature	22°C	Humidity	56%
Test Engineer	Peter Wu & Gary Chu	Configurations	IEEE 802.11ac MCS0/Nss1 VHT40 CH 142 / Chain 1 + Chain 2 + Chain 3 + Chain 4
Test Mode	Mode 1		

Channel 142



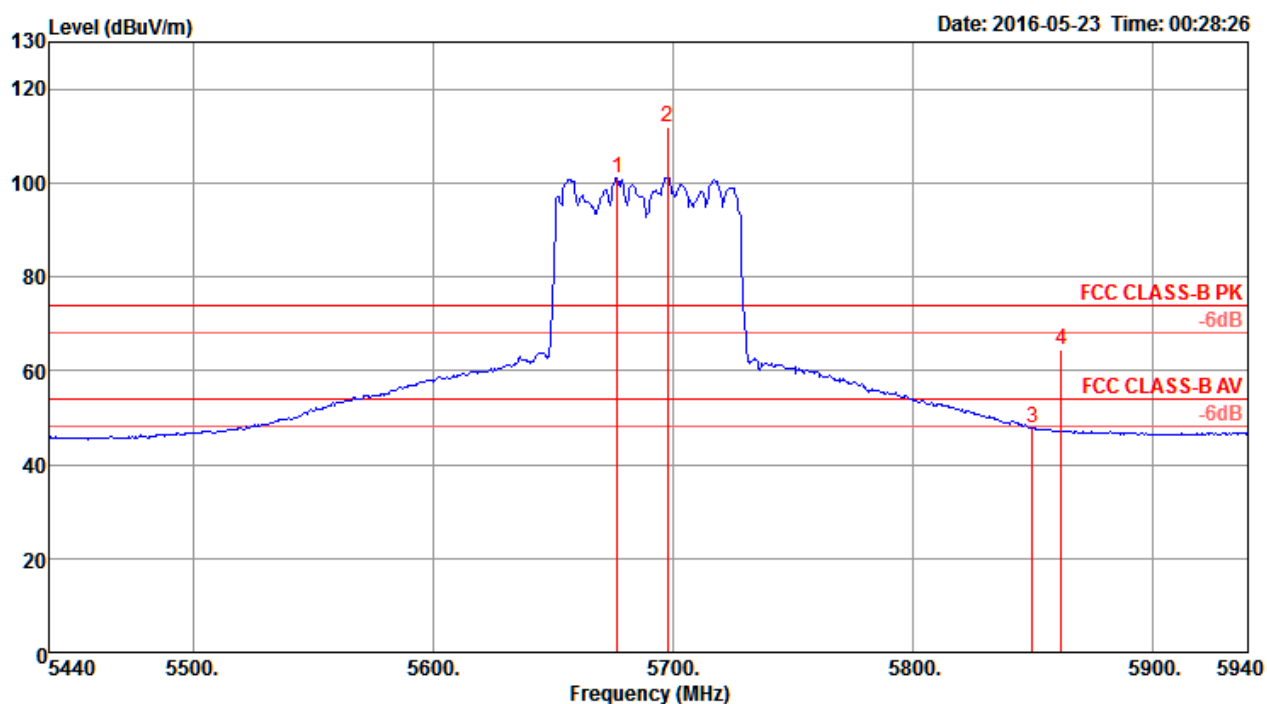
	Freq	Level	Limit	Over	Read	Cable	Antenna	Preamp	A/Pos	T/Pos	Remark	Pol/Phase
	MHz	dBuV/m	dBuV/m	dB	dBuV	dB	dB/m	dB	cm	deg		
1	5705.19	104.28			96.50	7.89	34.40	34.51	289	270	Average	HORIZONTAL
2	5717.21	117.76			109.94	7.88	34.45	34.51	289	270	Peak	HORIZONTAL
3	5851.03	47.02	54.00	-6.98	38.91	7.80	34.85	34.54	289	270	Average	HORIZONTAL
4	5909.52	59.48	74.00	-14.52	51.22	7.76	35.05	34.55	289	270	Peak	HORIZONTAL

Item 1, 2 are the fundamental frequency at 5710 MHz.

Note: Both antenna polarizations have been tested and only the worst case was recorded in test report.

Temperature	22°C	Humidity	56%
Test Engineer	Peter Wu & Gary Chu	Configurations	IEEE 802.11ac MCS0/Nss1 VHT80 CH 138 / Chain 1 + Chain 2 + Chain 3 + Chain 4
Test Mode	Mode 1		

Channel 138



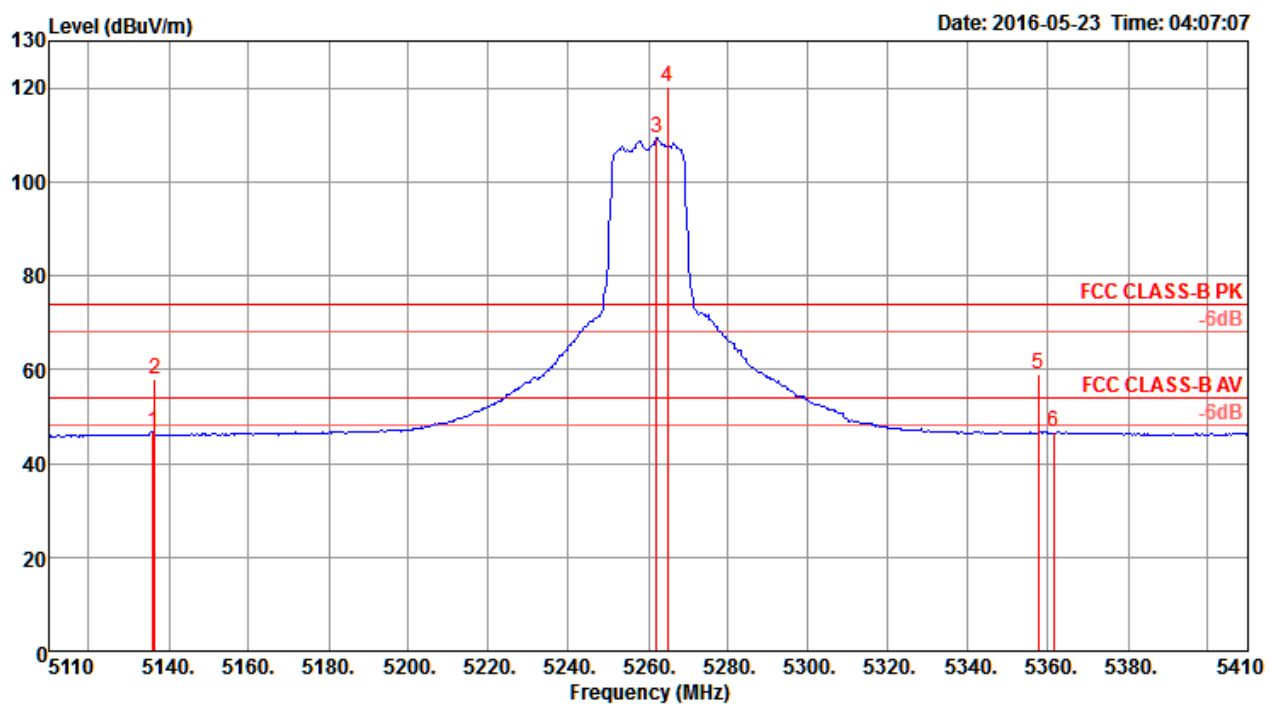
	Freq	Level	Limit	Over	Read	Cable	Antenna	Preamp	A/Pos	T/Pos	Remark	Pol/Phase
	MHz	dBuV/m	dBuV/m	dB	dBuV	dB	dB/m	dB	cm	deg		
1	5677.18	101.09			93.35	7.90	34.35	34.51	290	274	Average	HORIZONTAL
2	5698.01	111.95			104.17	7.89	34.40	34.51	290	274	Peak	HORIZONTAL
3	5850.00	47.68	54.00	-6.32	39.57	7.80	34.85	34.54	290	274	Average	HORIZONTAL
4	5862.28	64.34	74.00	-9.66	56.19	7.79	34.90	34.54	290	274	Peak	HORIZONTAL

Item 1, 2 are the fundamental frequency at 5690 MHz.

Note: Both antenna polarizations have been tested and only the worst case was recorded in test report.

Temperature	22°C	Humidity	56%
Test Engineer	Peter Wu & Gary Chu	Configurations	IEEE 802.11ac MCS0/Nss2 VHT20 CH 52, 60, 64 / Chain 1 + Chain 2 + Chain 3 + Chain 4
Test Mode	Mode 1		

Channel 52

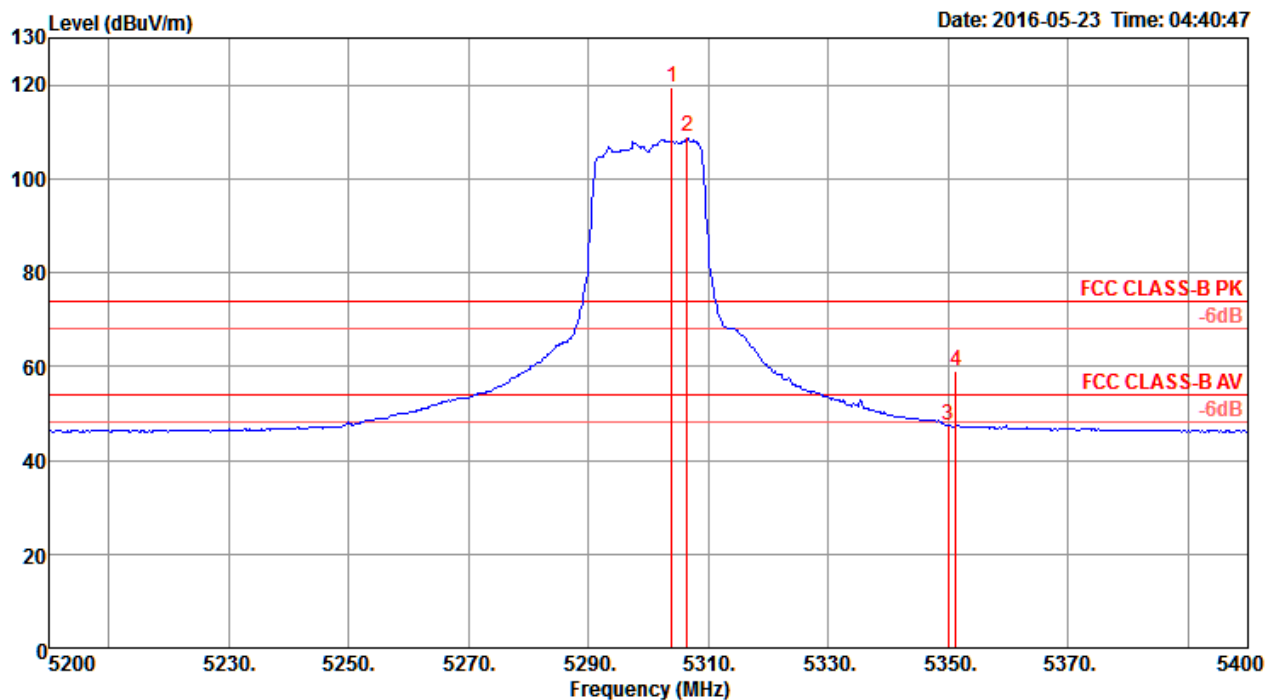


	Freq	Level	Limit	Over	Read	Cable	Antenna	Preamp	A/Pos	T/Pos	Remark	Pol/Phase
	MHz	dBuV/m	dBuV/m	dB	dBuV	dB	dB/m	dB	cm	deg		
1	5135.96	46.61	54.00	-7.39	39.91	7.88	33.29	34.47	302	268	Average	HORIZONTAL
2	5136.44	58.00	74.00	-16.00	51.30	7.88	33.29	34.47	302	268	Peak	HORIZONTAL
3	5261.92	109.35			102.42	7.94	33.46	34.47	302	268	Average	HORIZONTAL
4	5264.81	120.09			113.15	7.93	33.48	34.47	302	268	Peak	HORIZONTAL
5	5357.60	59.02	74.00	-14.98	52.00	7.88	33.61	34.47	302	268	Peak	HORIZONTAL
6	5361.44	46.69	54.00	-7.31	39.67	7.88	33.61	34.47	302	268	Average	HORIZONTAL

Item 3, 4 are the fundamental frequency at 5260 MHz.

Note: Both antenna polarizations have been tested and only the worst case was recorded in test report.

Channel 60

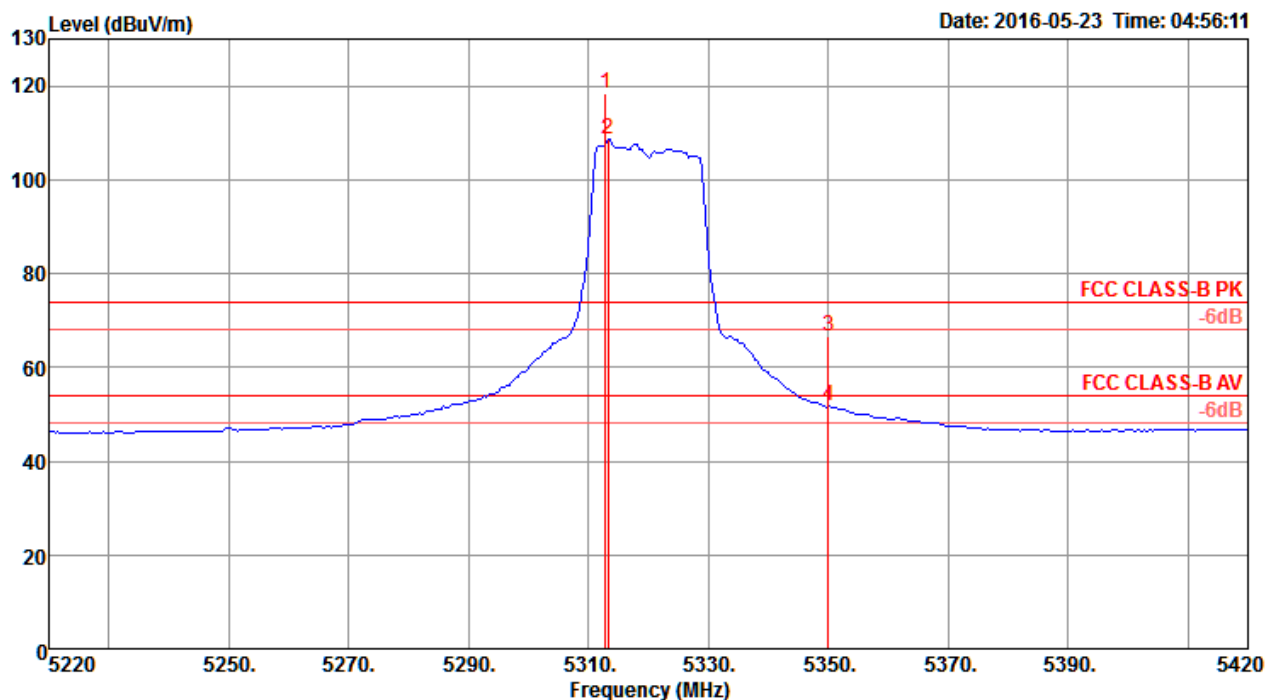


	Freq	Level	Limit	Over	Read	CableAntenna	Preampl	A/Pos	T/Pos	Remark	Pol/Phase
	MHz	dBuV/m	dBuV/m	dB	dBuV	dB	dB/m	dB	cm	deg	
1	5303.85	119.36			112.40	7.91	33.52	34.47	300	270	Peak
2	5306.41	108.95			101.99	7.91	33.52	34.47	300	270	Average
3	5350.00	47.46	54.00	-6.54	40.45	7.89	33.59	34.47	300	270	Average
4	5351.28	59.00	74.00	-15.00	51.99	7.89	33.59	34.47	300	270	Peak

Item 1, 2 are the fundamental frequency at 5300 MHz.

Note: Both antenna polarizations have been tested and only the worst case was recorded in test report.

Channel 64



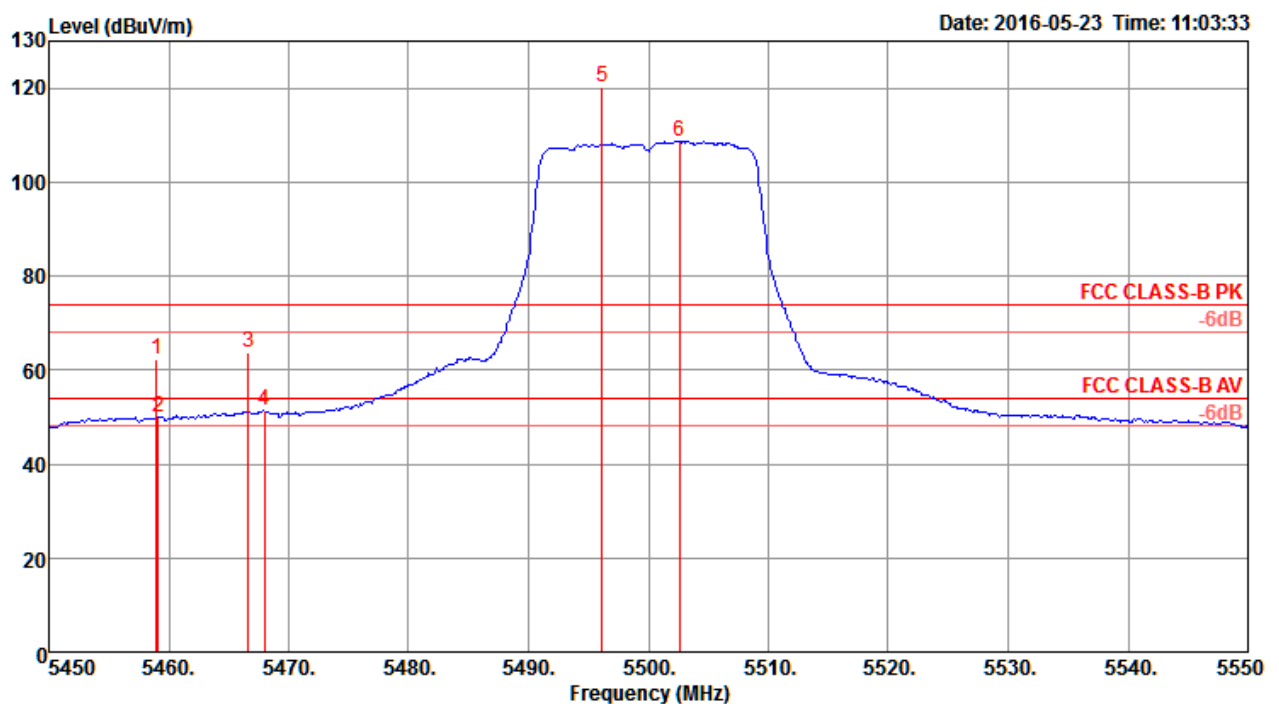
	Freq	Level	Limit	Over	Read	Cable	Antenna	Preamp	A/Pos	T/Pos	Remark	Pol/Phase
	MHz	dBuV/m	dBuV/m	dB	dBuV	dB	dB/m	dB	cm	deg		
1	5312.79	118.41			111.42	7.91	33.55	34.47	302	268	Peak	HORIZONTAL
2	5313.27	108.75			101.76	7.91	33.55	34.47	302	268	Average	HORIZONTAL
3	5350.00	66.50	74.00	-7.50	59.49	7.89	33.59	34.47	302	268	Peak	HORIZONTAL
4	5350.00	51.83	54.00	-2.17	44.82	7.89	33.59	34.47	302	268	Average	HORIZONTAL

Item 1, 2 are the fundamental frequency at 5320 MHz.

Note: Both antenna polarizations have been tested and only the worst case was recorded in test report.

Temperature	22°C	Humidity	56%
Test Engineer	Peter Wu & Gary Chu	Configurations	IEEE 802.11ac MCS0/Nss2 VHT20 CH 100, 116, 140 / Chain 1 + Chain 2 + Chain 3 + Chain 4
Test Mode	Mode 1		

Channel 100

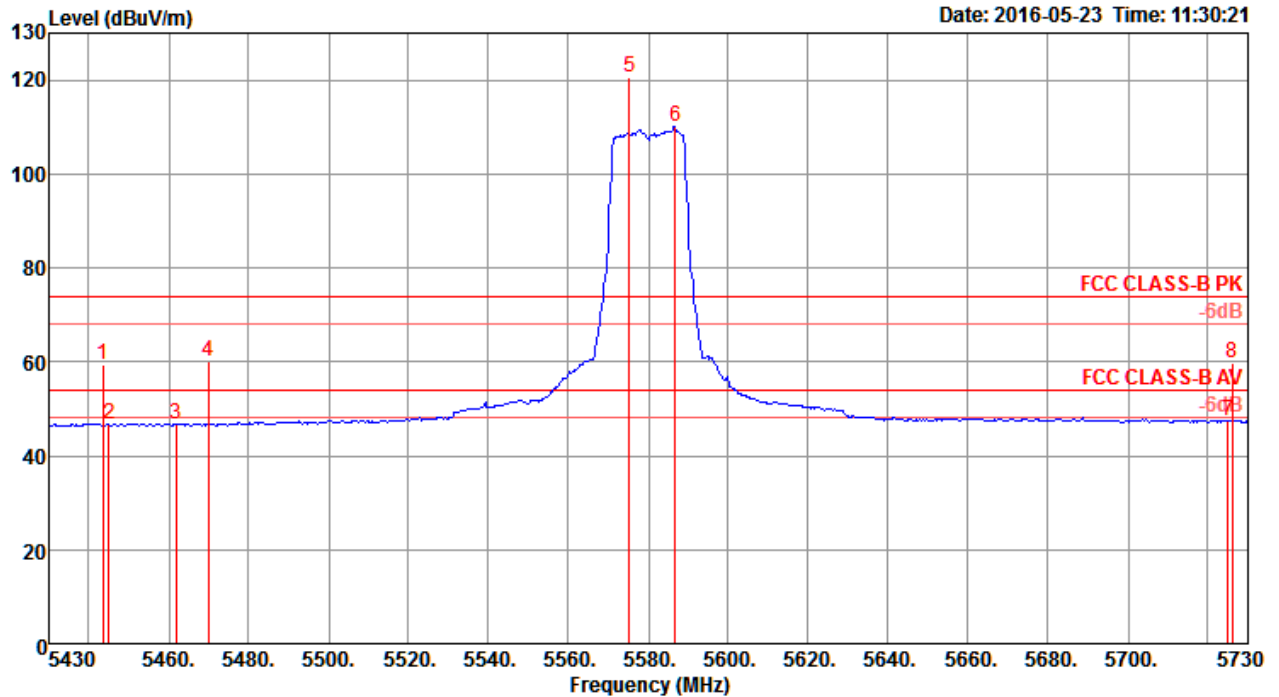


	Freq	Level	Limit	Over	Read	Cable	Antenna	Preamp	A/Pos	T/Pos	Remark	Pol/Phase
	MHz	dBuV/m	dBuV/m	dB	dBuV	dB	dB/m	dB	cm	deg		
1	5458.97	62.37	74.00	-11.63	55.21	7.89	33.74	34.47	128	263	Peak	HORIZONTAL
2	5459.14	50.03	54.00	-3.97	42.87	7.89	33.74	34.47	128	263	Average	HORIZONTAL
3	5466.67	63.62	74.00	-10.38	56.43	7.90	33.76	34.47	128	263	Peak	HORIZONTAL
4	5467.95	51.26	54.00	-2.74	44.07	7.90	33.76	34.47	128	263	Average	HORIZONTAL
5	5496.15	120.32			113.08	7.91	33.80	34.47	128	263	Peak	HORIZONTAL
6	5502.56	108.67			101.43	7.91	33.80	34.47	128	263	Average	HORIZONTAL

Item 5, 6 are the fundamental frequency at 5500 MHz.

Note: Both antenna polarizations have been tested and only the worst case was recorded in test report.

Channel 116

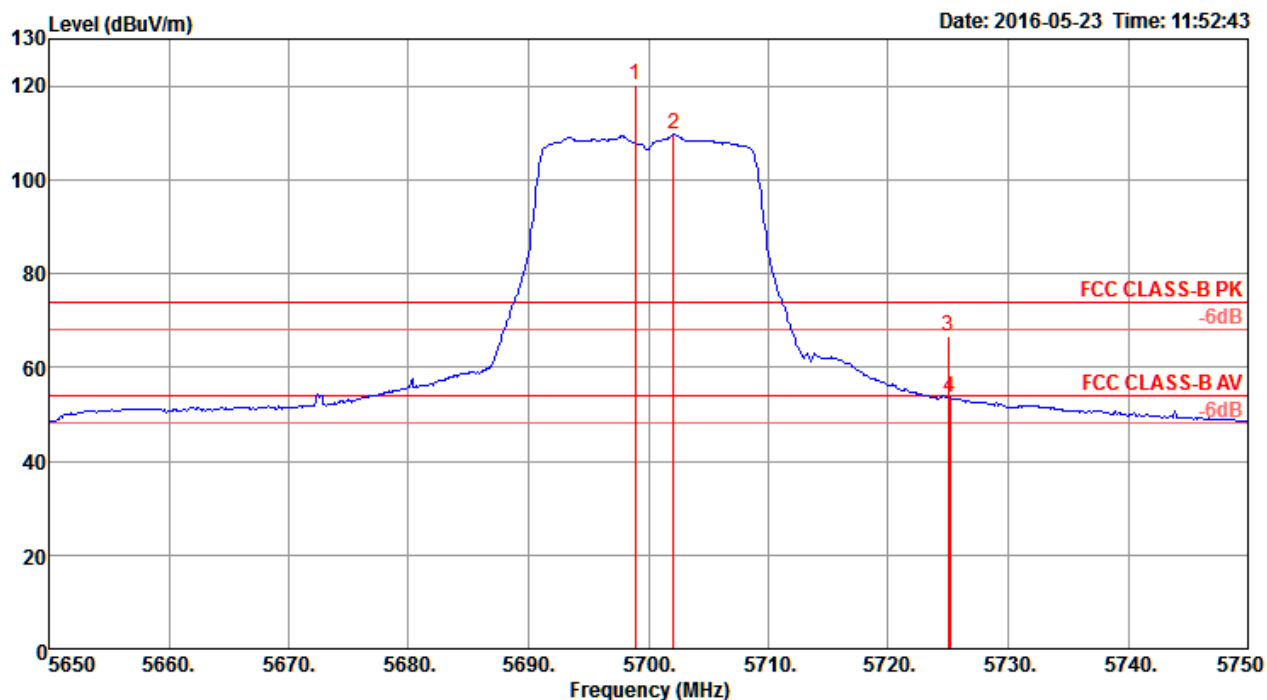


	Freq	Level	Limit	Over	Read	Cable	Antenna	Preamp	A/Pos	T/Pos	Remark	Pol/Phase
	MHz	dBuV/m	dBuV/m	dB	dBuV	dB	dB/m	dB	cm	deg		
1	5443.46	59.31	74.00	-14.69	52.18	7.88	33.72	34.47	100	267	Peak	HORIZONTAL
2	5444.90	46.79	54.00	-7.21	39.66	7.88	33.72	34.47	100	267	Average	HORIZONTAL
3	5461.73	46.82	54.00	-7.18	39.66	7.89	33.74	34.47	100	267	Average	HORIZONTAL
4	5470.00	59.96	74.00	-14.04	52.77	7.90	33.76	34.47	100	267	Peak	HORIZONTAL
5	5575.19	120.69			113.18	7.94	34.05	34.48	100	267	Peak	HORIZONTAL
6	5586.73	109.93			102.43	7.94	34.05	34.49	100	267	Average	HORIZONTAL
7	5725.00	47.38	54.00	-6.62	39.52	7.87	34.50	34.51	100	267	Average	HORIZONTAL
8	5726.15	59.69	74.00	-14.31	51.83	7.87	34.50	34.51	100	267	Peak	HORIZONTAL

Item 5, 6 are the fundamental frequency at 5580 MHz.

Note: Both antenna polarizations have been tested and only the worst case was recorded in test report.

Channel 140



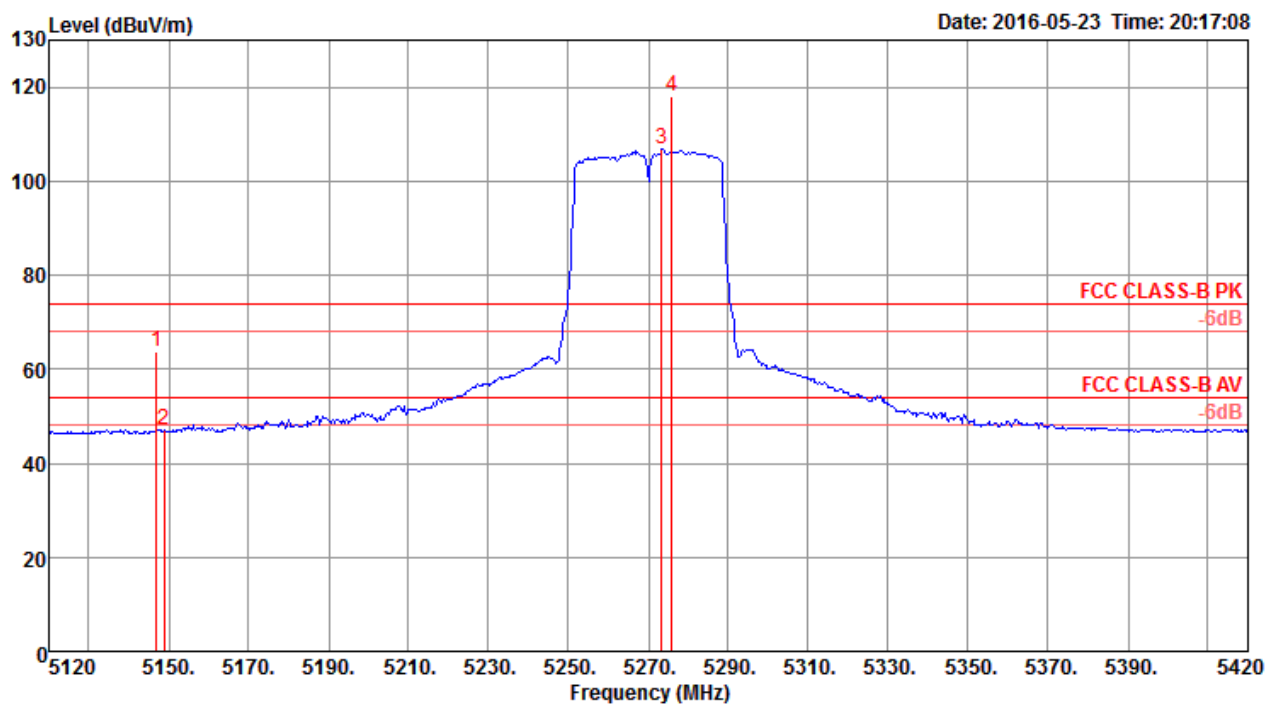
	Freq	Level	Limit	Over	Read	CableAntenna	Preamp	A/Pos	T/Pos	Remark	Pol/Phase
	MHz	dBuV/m	dBuV/m	dB	dBuV	dB	dB/m	dB	cm	deg	
1	5698.88	120.37			112.59	7.89	34.40	34.51	279	266 Peak	HORIZONTAL
2	5702.08	109.74			101.96	7.89	34.40	34.51	279	266 Average	HORIZONTAL
3	5725.00	66.80	74.00	-7.20	58.94	7.87	34.50	34.51	279	266 Peak	HORIZONTAL
4	5725.16	53.61	54.00	-0.39	45.75	7.87	34.50	34.51	279	266 Average	HORIZONTAL

Item 1, 2 are the fundamental frequency at 5700 MHz.

Note: Both antenna polarizations have been tested and only the worst case was recorded in test report.

Temperature	22°C	Humidity	56%
Test Engineer	Peter Wu & Gary Chu	Configurations	IEEE 802.11ac MCS0/Nss2 VHT40 CH 54, 62 / Chain 1 + Chain 2 + Chain 3 + Chain 4
Test Mode	Mode 1		

Channel 54

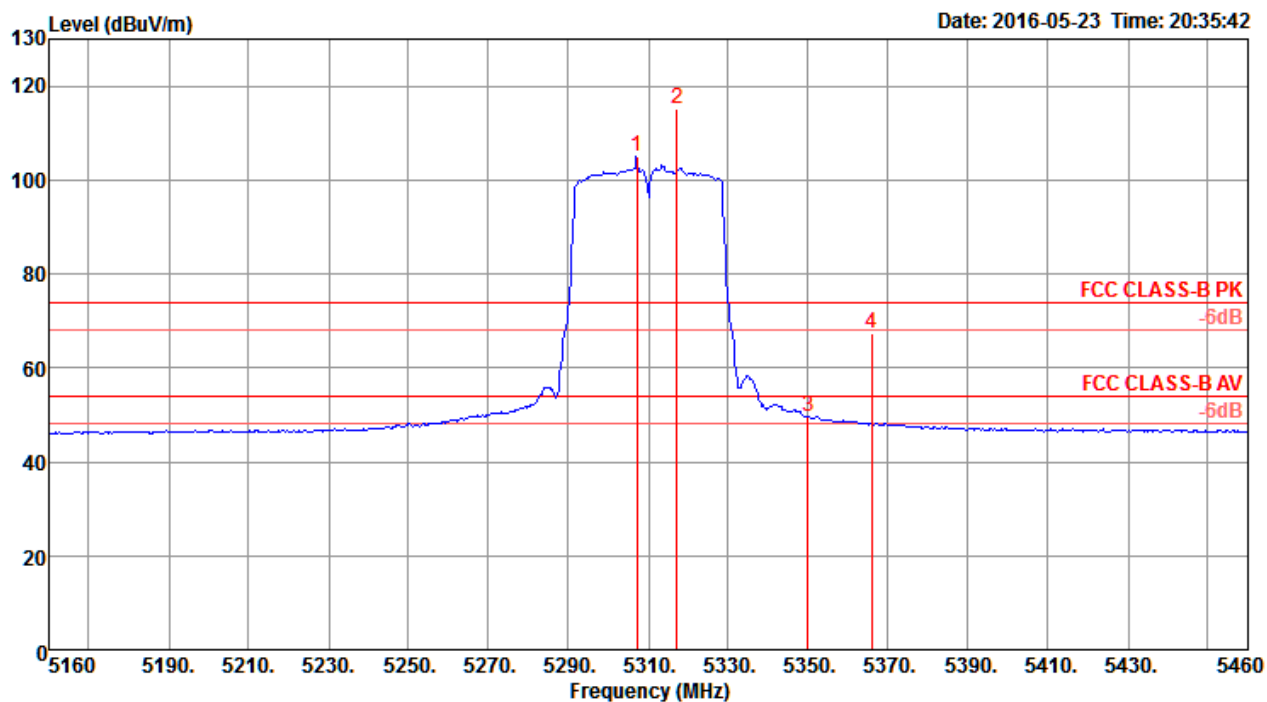


	Freq	Level	Limit	Over	Read	Cable	Antenna	Preamp	A/Pos	T/Pos	Remark	Pol/Phase
	MHz	dBuV/m	dBuV/m	dB	dBuV	dB	dB/m	dB	cm	deg		
1	5146.92	63.82	74.00	-10.18	57.08	7.90	33.31	34.47	106	271	Peak	HORIZONTAL
2	5148.85	47.03	54.00	-6.97	40.29	7.90	33.31	34.47	106	271	Average	HORIZONTAL
3	5273.37	106.79			99.85	7.93	33.48	34.47	106	271	Average	HORIZONTAL
4	5275.77	118.06			111.12	7.93	33.48	34.47	106	271	Peak	HORIZONTAL

Item 3, 4 are the fundamental frequency at 5270 MHz.

Note: Both antenna polarizations have been tested and only the worst case was recorded in test report.

Channel 62



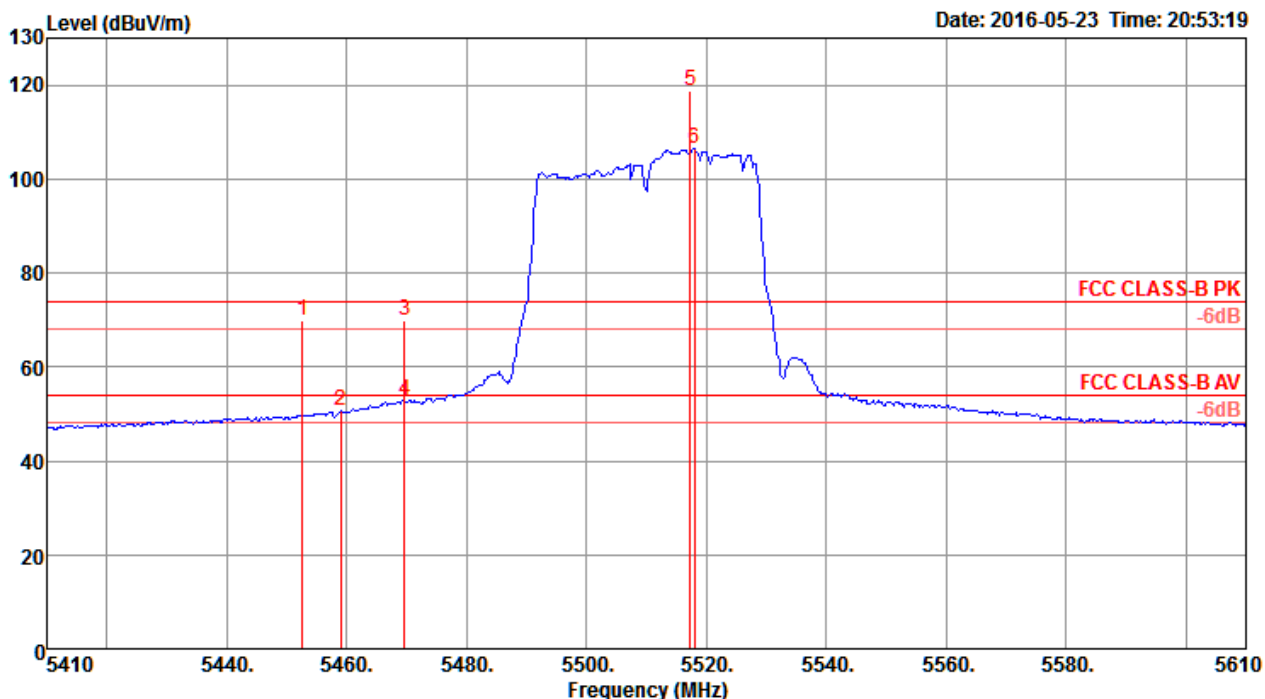
	Freq	Level	Limit	Over	Read	Cable	Antenna	Preamp	A/Pos	T/Pos	Remark	Pol/Phase
	MHz	dBuV/m	dBuV/m	dB	dBuV	dB	dB/m	dB	cm	deg		
1	5307.12	105.18			98.22	7.91	33.52	34.47	254	273	Average	HORIZONTAL
2	5317.21	115.06			108.07	7.91	33.55	34.47	254	273	Peak	HORIZONTAL
3	5350.00	49.66	54.00	-4.34	42.65	7.89	33.59	34.47	254	273	Average	HORIZONTAL
4	5365.77	67.44	74.00	-6.56	60.42	7.88	33.61	34.47	254	273	Peak	HORIZONTAL

Item 1, 2 are the fundamental frequency at 5310 MHz.

Note: Both antenna polarizations have been tested and only the worst case was recorded in test report.

Temperature	22°C	Humidity	56%
Test Engineer	Peter Wu & Gary Chu	Configurations	IEEE 802.11ac MCS0/Nss2 VHT40 CH 102, 110, 134 / Chain 1 + Chain 2 + Chain 3 + Chain 4
Test Mode	Mode 1		

Channel 102

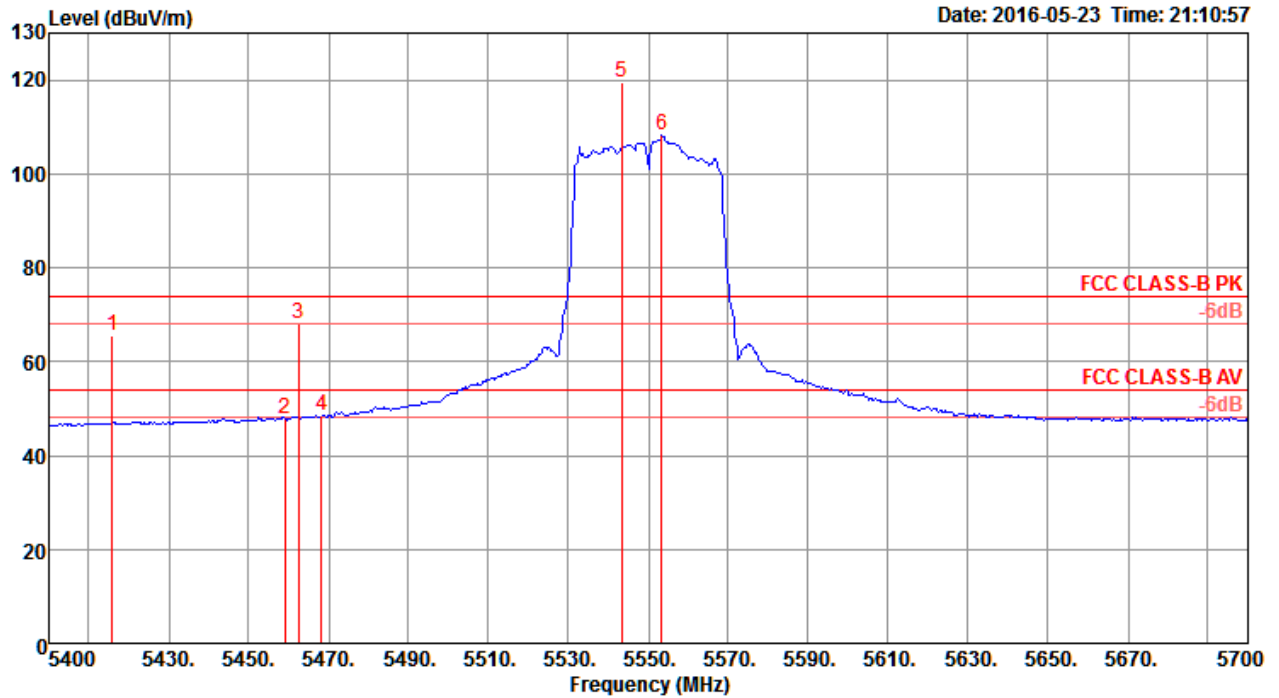


	Freq	Level	Limit	Over	Read	Cable	Antenna	Preamp	A/Pos	T/Pos	Remark	Pol/Phase
	MHz	dBuV/m	dBuV/m	dB	dBuV	dB	dB/m	dB	cm	deg		
1	5452.63	69.74	74.00	-4.26	62.58	7.89	33.74	34.47	292	270	Peak	HORIZONTAL
2	5459.04	50.61	54.00	-3.39	43.45	7.89	33.74	34.47	292	270	Average	HORIZONTAL
3	5469.62	69.73	74.00	-4.27	62.54	7.90	33.76	34.47	292	270	Peak	HORIZONTAL
4	5469.62	52.73	54.00	-1.27	45.54	7.90	33.76	34.47	292	270	Average	HORIZONTAL
5	5517.37	118.83			111.53	7.92	33.85	34.47	292	270	Peak	HORIZONTAL
6	5518.01	106.56			99.26	7.92	33.85	34.47	292	270	Average	HORIZONTAL

Item 5, 6 are the fundamental frequency at 5510 MHz.

Note: Both antenna polarizations have been tested and only the worst case was recorded in test report.

Channel 110

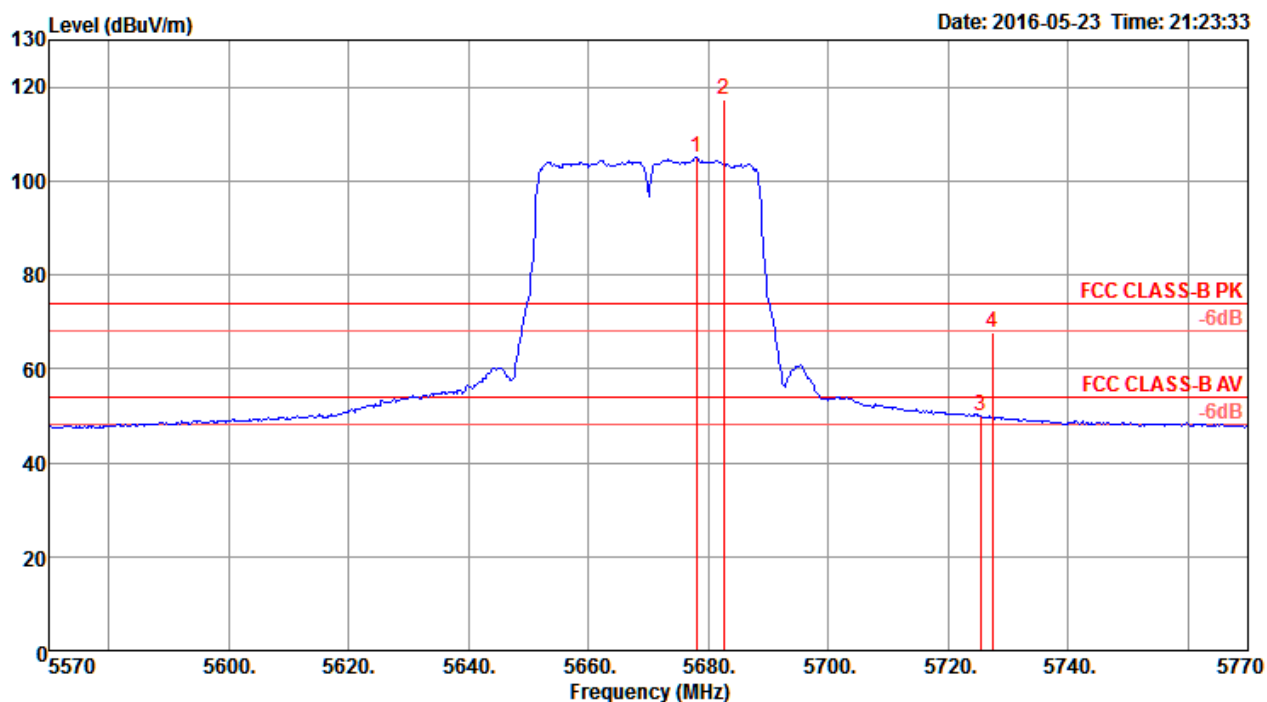


	Freq	Level	Limit	Over	Read	Cable	Antenna	Preamp	A/Pos	T/Pos	Remark	Pol/Phase
	MHz	dBuV/m	dBuV/m	dB	dBuV	dB	dB/m	dB	cm	deg		
1	5415.87	65.69	74.00	-8.31	58.62	7.87	33.67	34.47	287	265	Peak	HORIZONTAL
2	5459.14	47.97	54.00	-6.03	40.81	7.89	33.74	34.47	287	265	Average	HORIZONTAL
3	5462.50	68.25	74.00	-5.75	61.09	7.89	33.74	34.47	287	265	Peak	HORIZONTAL
4	5468.27	48.70	54.00	-5.30	41.51	7.90	33.76	34.47	287	265	Average	HORIZONTAL
5	5543.27	119.49			112.09	7.93	33.95	34.48	287	265	Peak	HORIZONTAL
6	5553.37	108.20			100.80	7.93	33.95	34.48	287	265	Average	HORIZONTAL

Item 5, 6 are the fundamental frequency at 5550 MHz.

Note: Both antenna polarizations have been tested and only the worst case was recorded in test report.

Channel 134



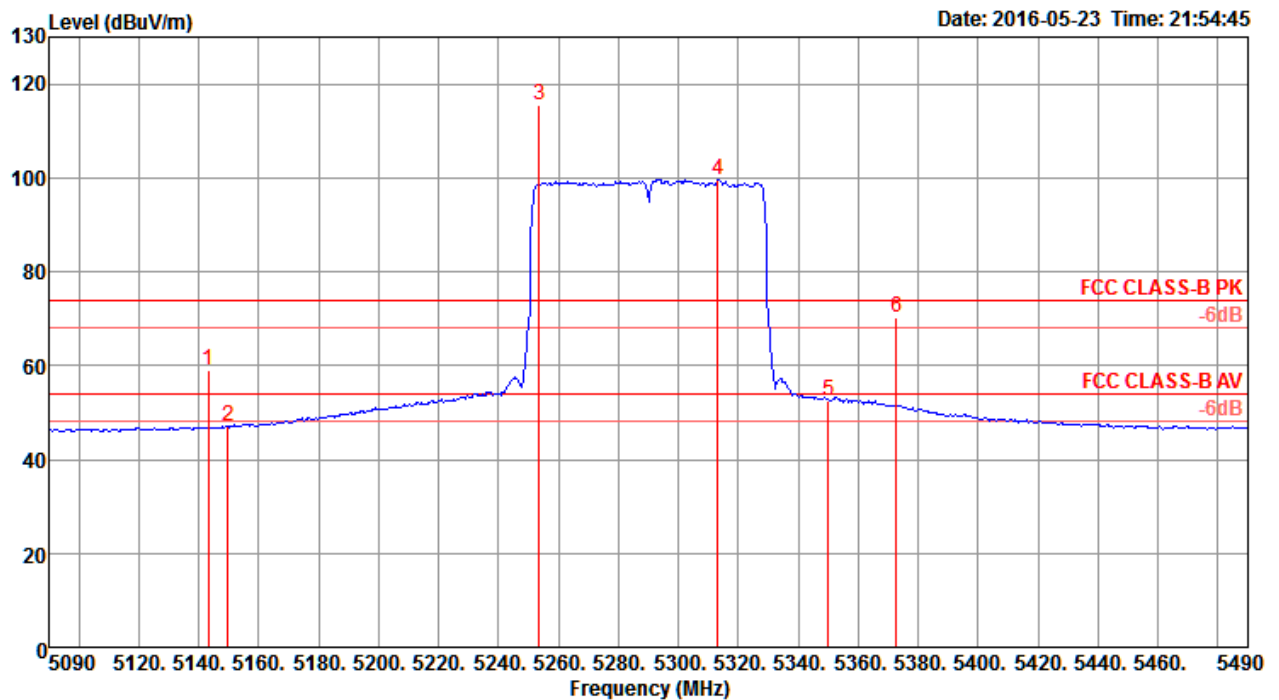
	Freq	Level	Limit	Over	Read	Cable	Antenna	Preamp	A/Pos	T/Pos	Remark	Pol/Phase
	MHz	dBuV/m	dBuV/m	dB	dBuV	dB	dB/m	dB	cm	deg		
1	5678.01	105.00			97.26	7.90	34.35	34.51	105	264	Average	HORIZONTAL
2	5682.50	117.45			109.71	7.90	34.35	34.51	105	264	Peak	HORIZONTAL
3	5725.45	49.98	54.00	-4.02	42.12	7.87	34.50	34.51	105	264	Average	HORIZONTAL
4	5727.37	67.60	74.00	-6.40	59.75	7.87	34.50	34.52	105	264	Peak	HORIZONTAL

Item 1, 2 are the fundamental frequency at 5670 MHz.

Note: Both antenna polarizations have been tested and only the worst case was recorded in test report.

Temperature	22°C	Humidity	56%
Test Engineer	Peter Wu & Gary Chu	Configurations	IEEE 802.11ac MCS0/Nss2 VHT80 CH 58 / Chain 1 + Chain 2 + Chain 3 + Chain 4
Test Mode	Mode 1		

Channel 58



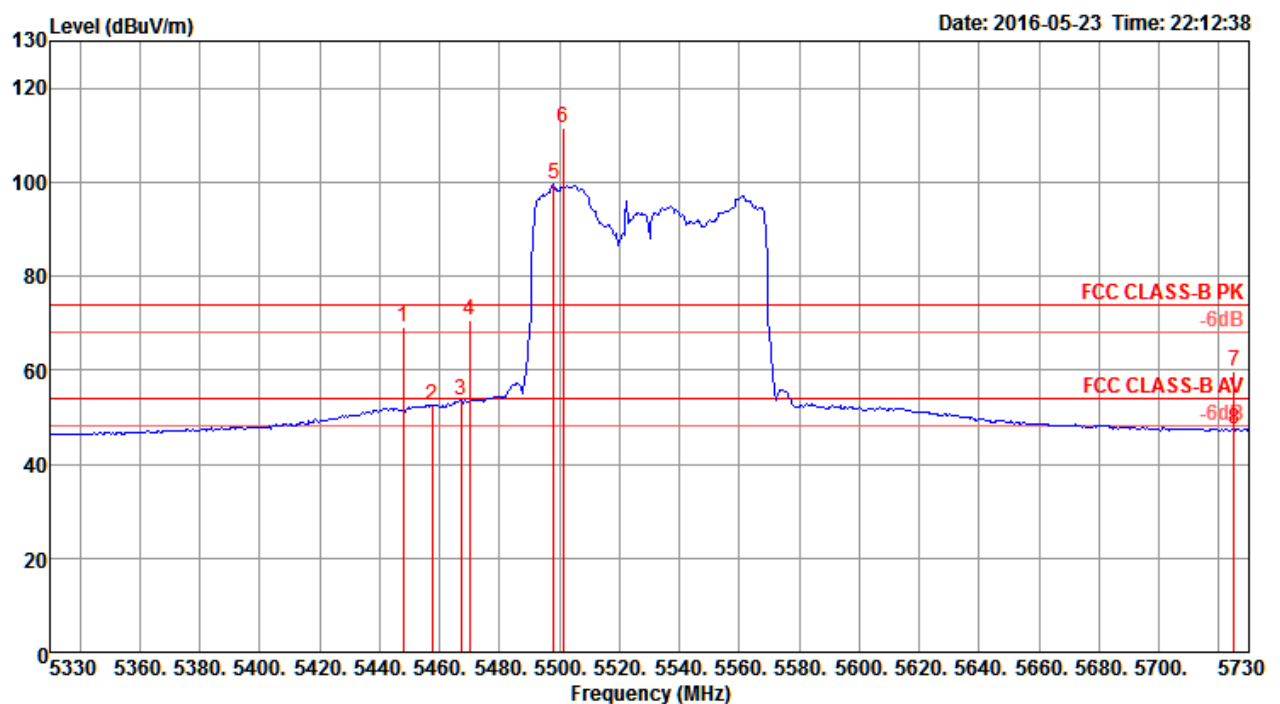
	Freq	Level	Limit	Over	Read	Cable	Antenna	Preamp	A/Pos	T/Pos	Remark	Pol/Phase
	MHz	dBuV/m	dBuV/m	dB	dBuV	dB	dB/m	dB	cm	deg		
1	5143.21	59.05	74.00	-14.95	52.31	7.90	33.31	34.47	105	89	Peak	HORIZONTAL
2	5149.62	47.09	54.00	-6.91	40.35	7.90	33.31	34.47	105	89	Average	HORIZONTAL
3	5253.46	115.60			108.67	7.94	33.46	34.47	105	89	Peak	HORIZONTAL
4	5313.08	99.66			92.67	7.91	33.55	34.47	105	89	Average	HORIZONTAL
5	5350.00	52.63	54.00	-1.37	45.62	7.89	33.59	34.47	105	89	Average	HORIZONTAL
6	5372.69	70.33	74.00	-3.67	63.30	7.87	33.63	34.47	105	89	Peak	HORIZONTAL

Item 3, 4 are the fundamental frequency at 5290 MHz.

Note: Both antenna polarizations have been tested and only the worst case was recorded in test report.

Temperature	22°C	Humidity	56%
Test Engineer	Peter Wu & Gary Chu	Configurations	IEEE 802.11ac MCS0/Nss2 VHT80 CH 106, 122 / Chain 1 + Chain 2 + Chain 3 + Chain 4
Test Mode	Mode 1		

Channel 106

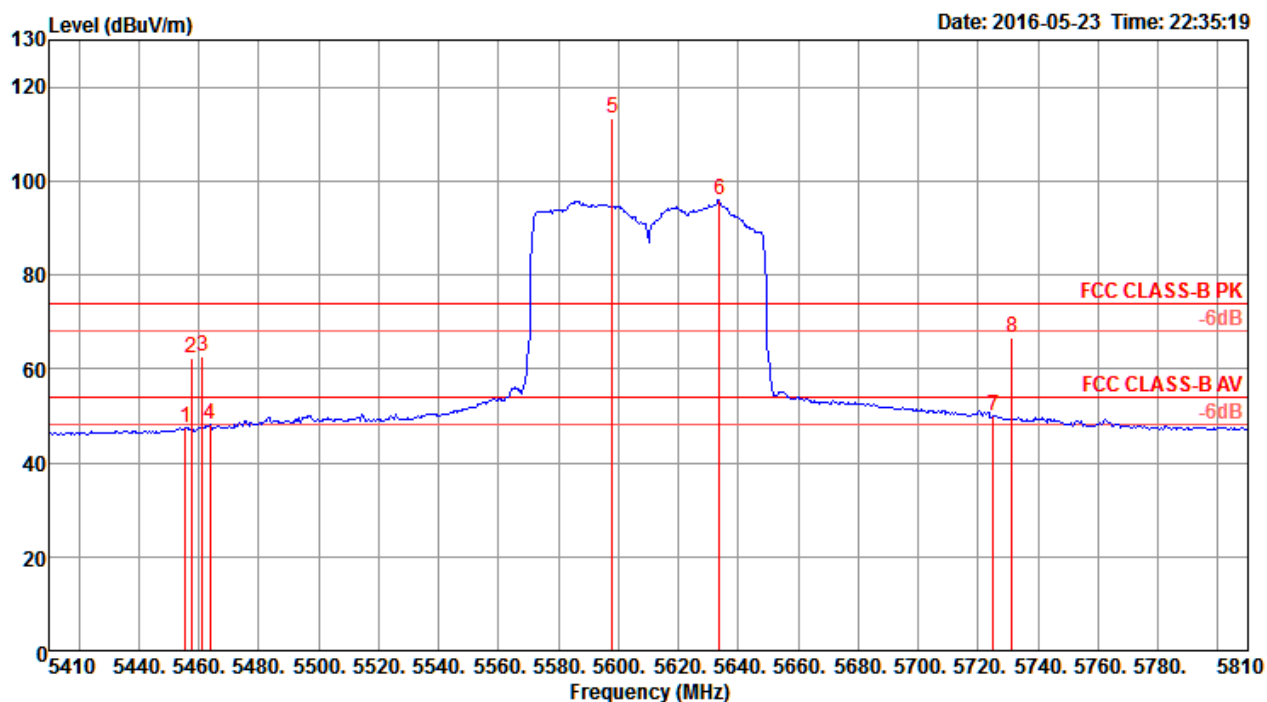


	Freq	Level	Limit	Over	Read	Cable	Antenna	Preamp	A/Pos	T/Pos	Remark	Pol/Phase
	MHz	dBuV/m	dBuV/m	dB	dBuV	dB	dB/m	dB	cm	deg		
1	5447.95	69.06	74.00	-4.94	61.90	7.89	33.74	34.47	297	89	Peak	HORIZONTAL
2	5457.56	52.53	54.00	-1.47	45.37	7.89	33.74	34.47	297	89	Average	HORIZONTAL
3	5467.18	53.51	54.00	-0.49	46.32	7.90	33.76	34.47	297	89	Average	HORIZONTAL
4	5470.00	70.61	74.00	-3.39	63.42	7.90	33.76	34.47	297	89	Peak	HORIZONTAL
5	5497.95	99.50			92.26	7.91	33.80	34.47	297	89	Average	HORIZONTAL
6	5501.15	111.44			104.20	7.91	33.80	34.47	297	89	Peak	HORIZONTAL
7	5725.00	59.58	74.00	-14.42	51.72	7.87	34.50	34.51	297	89	Peak	HORIZONTAL
8	5725.00	47.43	54.00	-6.57	39.57	7.87	34.50	34.51	297	89	Average	HORIZONTAL

Item 5, 6 are the fundamental frequency at 5530 MHz.

Note: Both antenna polarizations have been tested and only the worst case was recorded in test report.

Channel 122



	Freq	Level	Limit	Over	Read	Cable	Antenna	Preamp	A/Pos	T/Pos	Remark	Pol/Phase
	MHz	dBuV/m	dBuV/m	dB	dBuV	Loss	Factor	Factor	cm	deg		
1	5455.51	47.59	54.00	-6.41	40.43	7.89	33.74	34.47	307	175	Average	VERTICAL
2	5457.44	62.45	74.00	-11.55	55.29	7.89	33.74	34.47	307	175	Peak	VERTICAL
3	5461.28	62.53	74.00	-11.47	55.37	7.89	33.74	34.47	307	175	Peak	VERTICAL
4	5463.85	48.05	54.00	-5.95	40.86	7.90	33.76	34.47	307	175	Average	VERTICAL
5	5597.82	113.51			105.95	7.95	34.10	34.49	307	175	Peak	VERTICAL
6	5633.72	95.86			88.23	7.93	34.20	34.50	307	175	Average	VERTICAL
7	5725.00	49.96	54.00	-4.04	42.10	7.87	34.50	34.51	307	175	Average	VERTICAL
8	5731.15	66.50	74.00	-7.50	58.65	7.87	34.50	34.52	307	175	Peak	VERTICAL

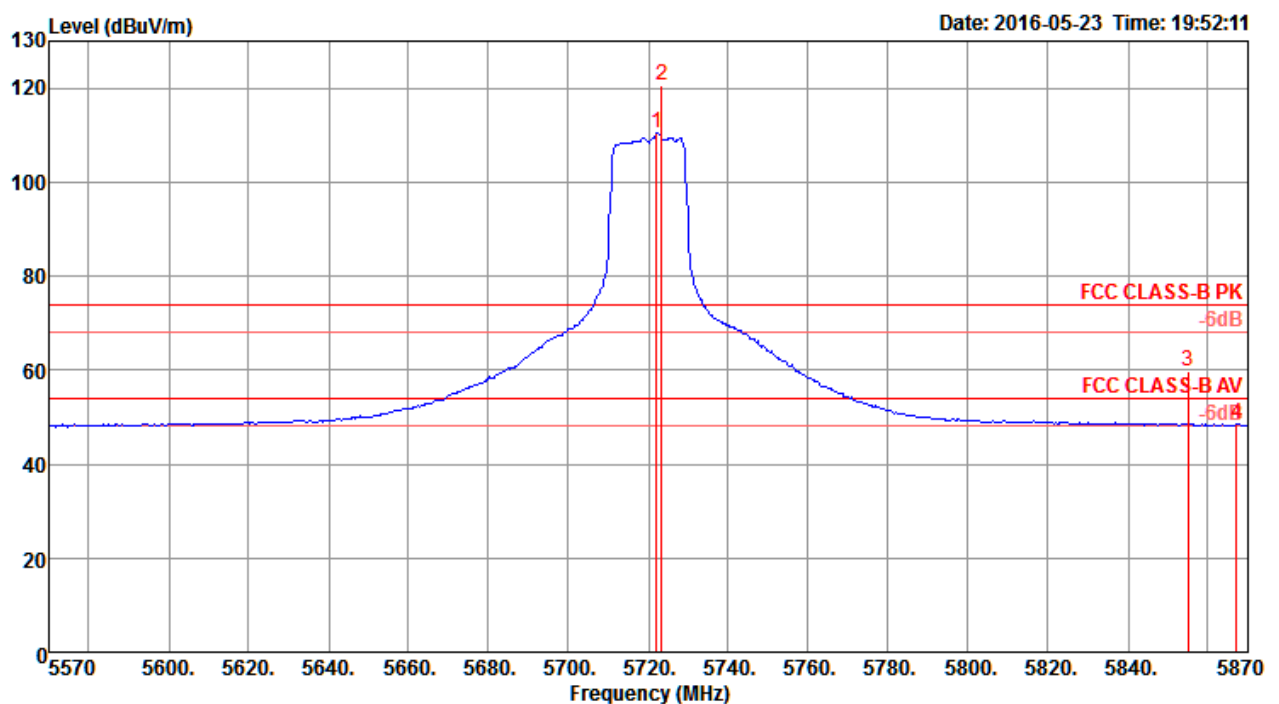
Item 5, 6 are the fundamental frequency at 5610 MHz.

Note: Both antenna polarizations have been tested and only the worst case was recorded in test report.

Straddle Channel

Temperature	22°C	Humidity	56%
Test Engineer	Peter Wu & Gary Chu	Configurations	IEEE 802.11ac MCS0/Nss2 VHT20 CH 144 / Chain 1 + Chain 2 + Chain 3 + Chain 4
Test Mode	Mode 1		

Channel 144



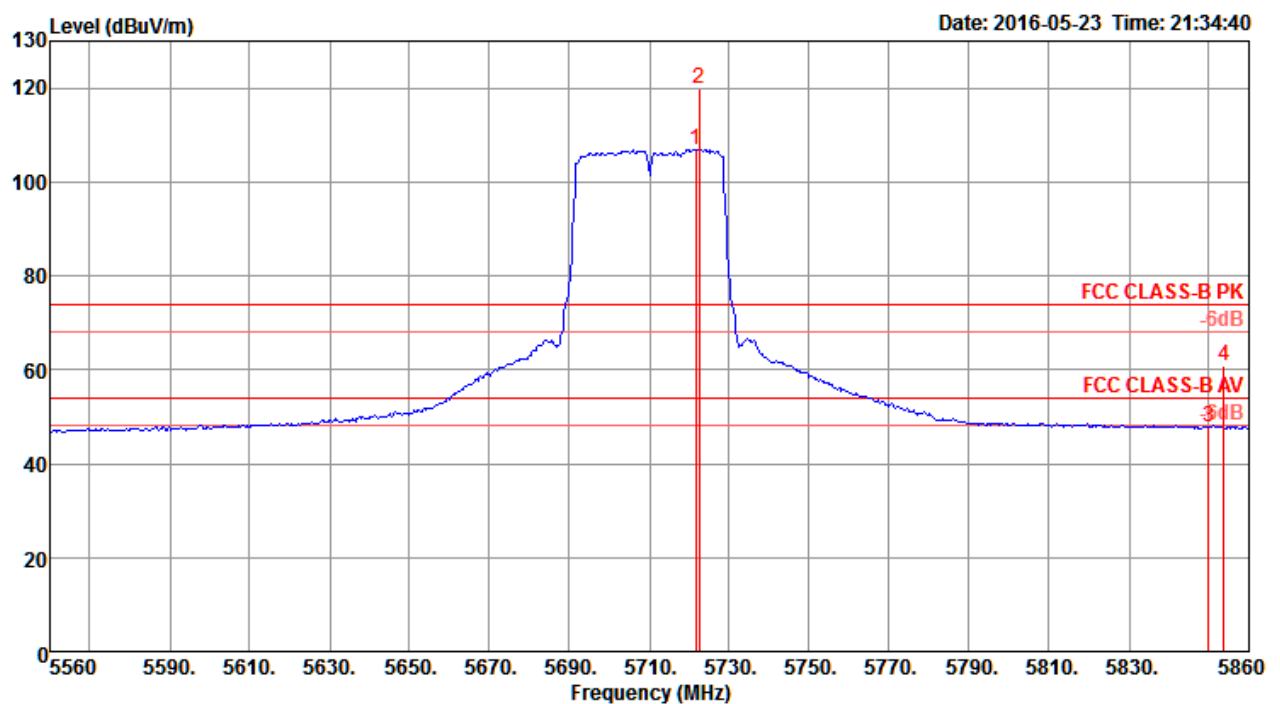
	Freq	Level	Limit	Over	Read	Cable	Antenna	Preamp	A/Pos	T/Pos	Remark	Pol/Phase
	MHz	dBuV/m	dBuV/m	dB	dBuV	dB	dB/m	dB	cm	deg		
1	5721.92	110.45			102.63	7.88	34.45	34.51	107	266	Average	HORIZONTAL
2	5723.37	120.41			112.55	7.87	34.50	34.51	107	266	Peak	HORIZONTAL
3	5855.10	59.68	74.00	-14.32	51.57	7.80	34.85	34.54	107	266	Peak	HORIZONTAL
4	5867.12	48.68	54.00	-5.32	40.53	7.79	34.90	34.54	107	266	Average	HORIZONTAL

Item 1, 2 are the fundamental frequency at 5720 MHz.

Note: Both antenna polarizations have been tested and only the worst case was recorded in test report.

Temperature	22°C	Humidity	56%
Test Engineer	Peter Wu & Gary Chu	Configurations	IEEE 802.11ac MCS0/Nss2 VHT40 CH 142 / Chain 1 + Chain 2 + Chain 3 + Chain 4
Test Mode	Mode 1		

Channel 142



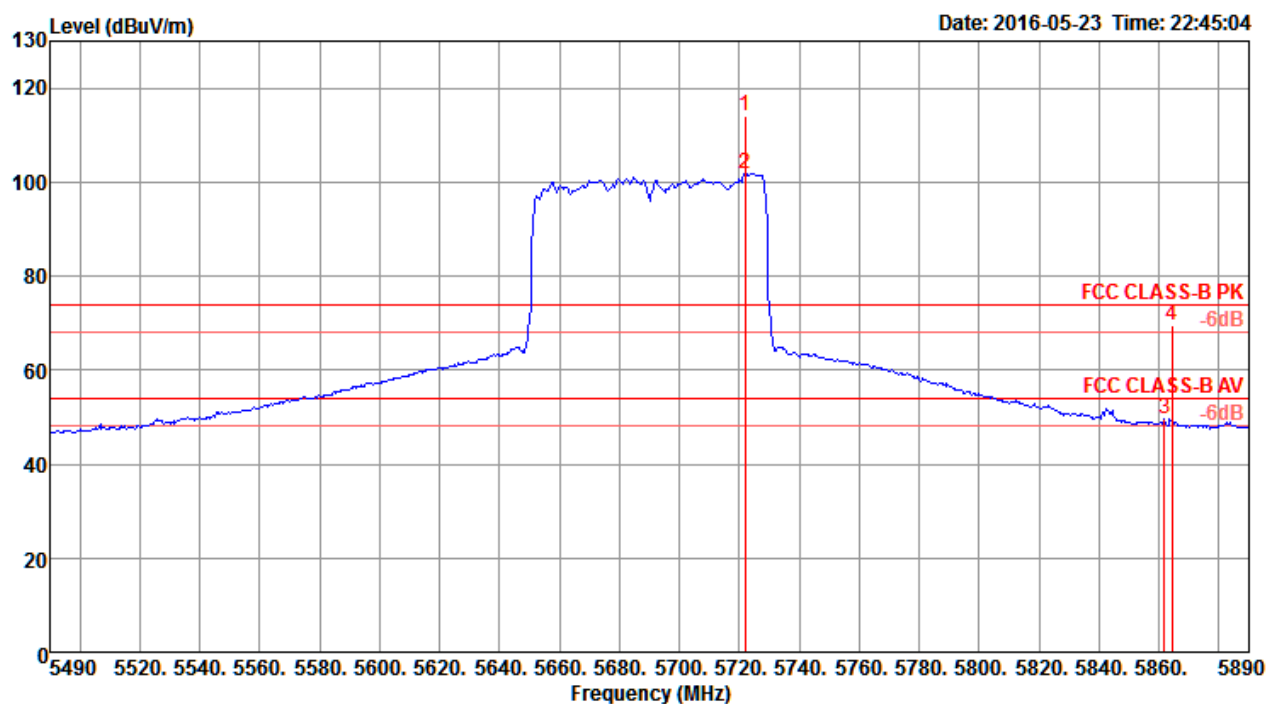
	Freq	Level	Limit	Over	Read	Cable	Antenna	Preamp	A/Pos	T/Pos	Remark	Pol/Phase
	MHz	dBuV/m	dBuV/m	dB	dBuV	dB	dB/m	dB	cm	deg		
1	5721.54	106.84			99.02	7.88	34.45	34.51	100	94	Average	HORIZONTAL
2	5722.50	119.89			112.03	7.87	34.50	34.51	100	94	Peak	HORIZONTAL
3	5850.00	47.75	54.00	-6.25	39.64	7.80	34.85	34.54	100	94	Average	HORIZONTAL
4	5853.75	60.78	74.00	-13.22	52.67	7.80	34.85	34.54	100	94	Peak	HORIZONTAL

Item 1, 2 are the fundamental frequency at 5710 MHz.

Note: Both antenna polarizations have been tested and only the worst case was recorded in test report.

Temperature	22°C	Humidity	56%
Test Engineer	Peter Wu & Gary Chu	Configurations	IEEE 802.11ac MCS0/Nss2 VHT80 CH 138 / Chain 1 + Chain 2 + Chain 3 + Chain 4
Test Mode	Mode 1		

Channel 138



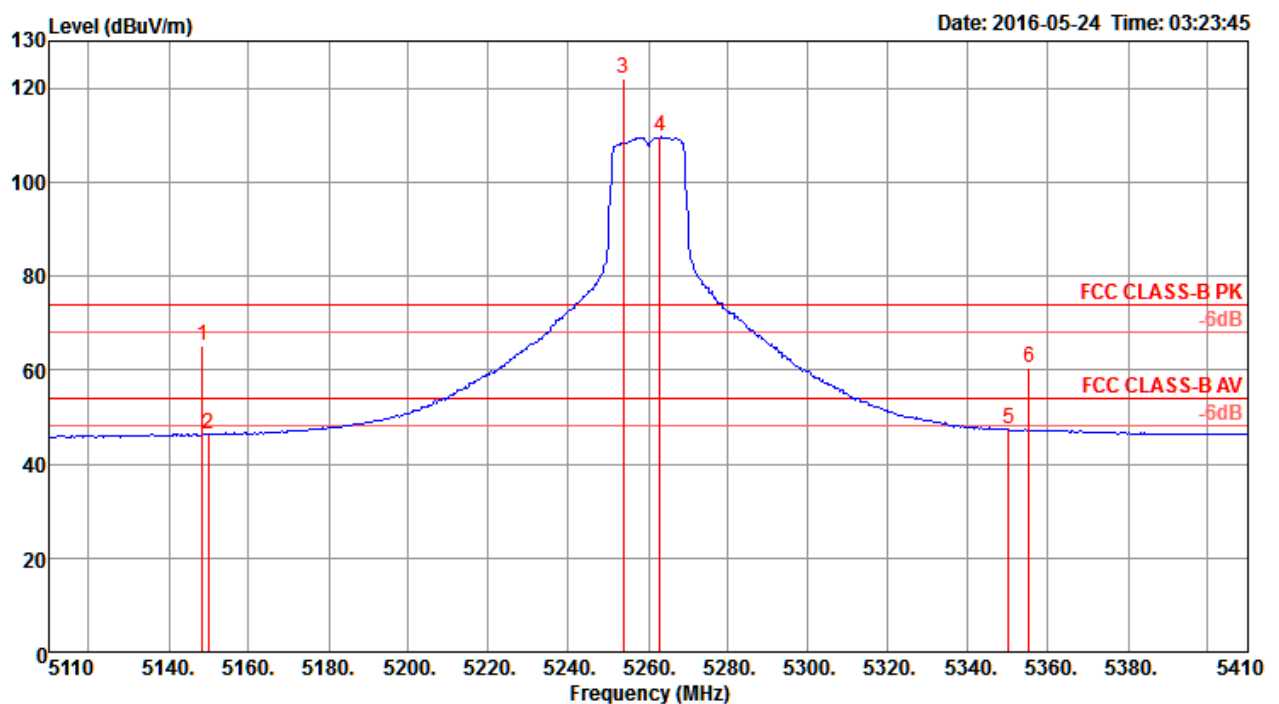
	Freq	Level	Limit	Over	Read	Cable	Antenna	Preamp	A/Pos	T/Pos	Remark	Pol/Phase
	MHz	dBuV/m	dBuV/m	dB	dBuV	dB	dB/m	dB	cm	deg		
1	5722.05	114.05			106.23	7.88	34.45	34.51	277	274	Peak	HORIZONTAL
2	5722.05	101.76			93.94	7.88	34.45	34.51	277	274	Average	HORIZONTAL
3	5861.80	49.64	54.00	-4.36	41.49	7.79	34.90	34.54	277	274	Average	HORIZONTAL
4	5864.36	69.40	74.00	-4.60	61.25	7.79	34.90	34.54	277	274	Peak	HORIZONTAL

Item 1, 2 are the fundamental frequency at 5690 MHz.

Note: Both antenna polarizations have been tested and only the worst case was recorded in test report.

Temperature	22°C	Humidity	56%
Test Engineer	Peter Wu & Gary Chu	Configurations	IEEE 802.11ac MCS0/Nss3 VHT20 CH 52, 60, 64 / Chain 1 + Chain 2 + Chain 3 + Chain 4
Test Mode	Mode 1		

Channel 52

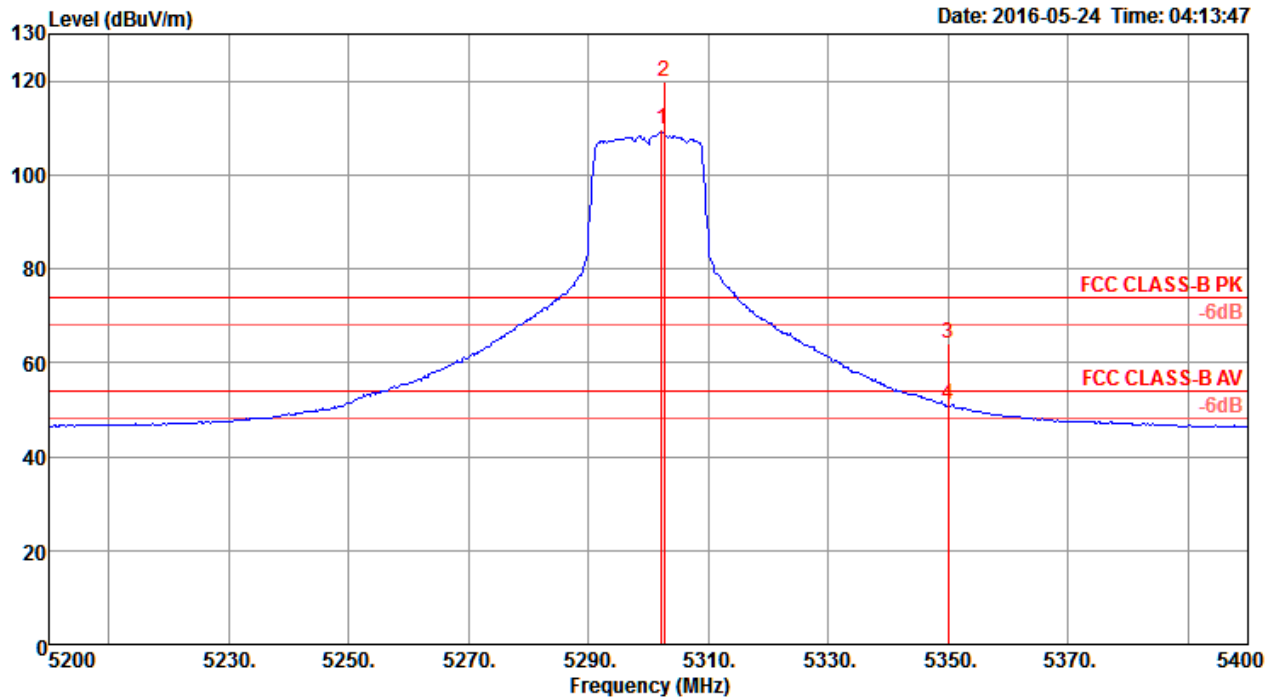


	Freq	Level	Limit	Over	Read	Cable	Antenna	Preamp	A/Pos	T/Pos	Remark	Pol/Phase
	MHz	dBuV/m	dBuV/m	dB	dBuV	dB	dB/m	dB	cm	deg		
1	5148.46	65.03	74.00	-8.97	58.29	7.90	33.31	34.47	100	89	Peak	HORIZONTAL
2	5150.00	46.30	54.00	-7.70	39.56	7.90	33.31	34.47	100	89	Average	HORIZONTAL
3	5253.75	122.09			115.16	7.94	33.46	34.47	100	89	Peak	HORIZONTAL
4	5262.89	109.60			102.66	7.93	33.48	34.47	100	89	Average	HORIZONTAL
5	5350.00	47.43	54.00	-6.57	40.42	7.89	33.59	34.47	100	89	Average	HORIZONTAL
6	5355.29	60.45	74.00	-13.55	53.43	7.88	33.61	34.47	100	89	Peak	HORIZONTAL

Item 3, 4 are the fundamental frequency at 5260 MHz.

Note: Both antenna polarizations have been tested and only the worst case was recorded in test report.

Channel 60

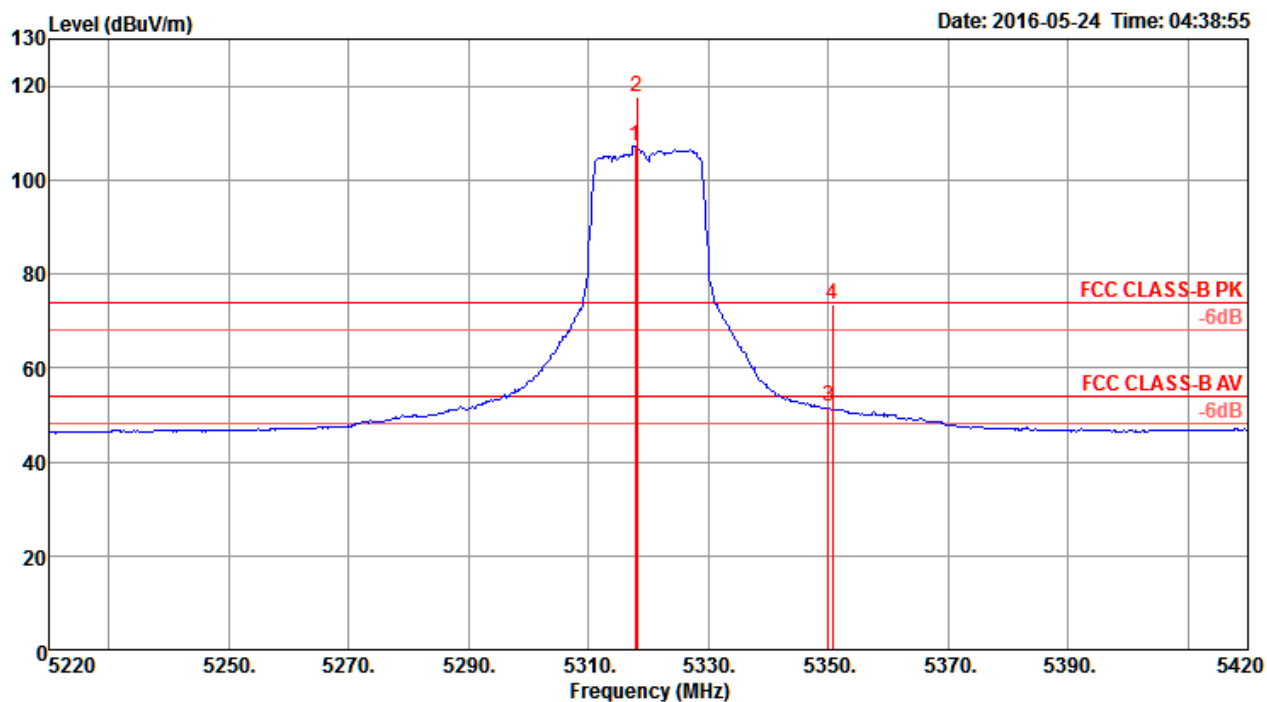


	Freq	Level	Limit	Over	Read	Cable	Antenna	Preamp	A/Pos	T/Pos	Remark	Pol/Phase
	MHz	dBuV/m	dBuV/m	dB	dBuV	dB	dB/m	dB	cm	deg		
1	5302.24	109.56			102.60	7.91	33.52	34.47	100	94	Average	HORIZONTAL
2	5302.56	119.74			112.78	7.91	33.52	34.47	100	94	Peak	HORIZONTAL
3	5350.00	63.97	74.00	-10.03	56.96	7.89	33.59	34.47	100	94	Peak	HORIZONTAL
4	5350.00	50.88	54.00	-3.12	43.87	7.89	33.59	34.47	100	94	Average	HORIZONTAL

Item 1, 2 are the fundamental frequency at 5300 MHz.

Note: Both antenna polarizations have been tested and only the worst case was recorded in test report.

Channel 64



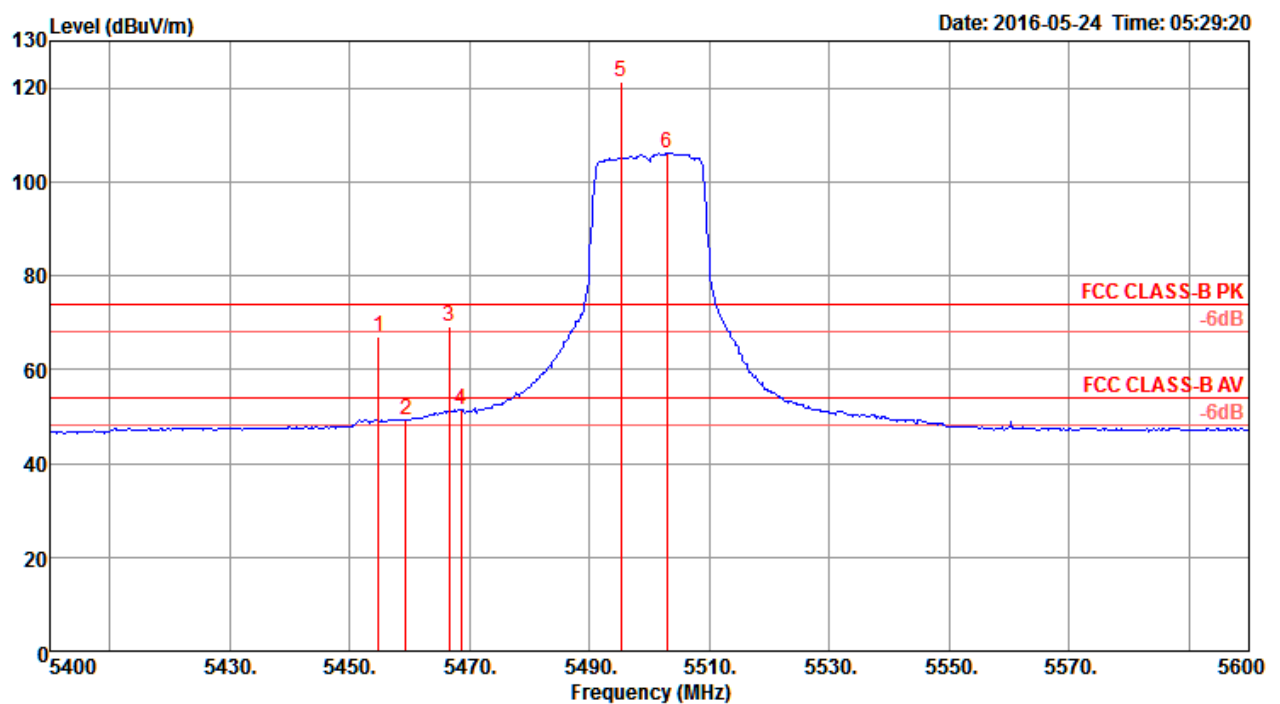
	Freq	Level	Limit	Over	Read	Cable	Antenna	Preamp	A/Pos	T/Pos	Remark	Pol/Phase
	MHz	dBuV/m	dBuV/m	dB	dBuV	dB	dB/m	dB	cm	deg		
1	5317.80	107.18			100.19	7.91	33.55	34.47	100	92	Average	HORIZONTAL
2	5318.08	117.56			110.57	7.91	33.55	34.47	100	92	Peak	HORIZONTAL
3	5350.00	51.68	54.00	-2.32	44.67	7.89	33.59	34.47	100	92	Average	HORIZONTAL
4	5350.77	73.39	74.00	-0.61	66.38	7.89	33.59	34.47	100	92	Peak	HORIZONTAL

Item 1, 2 are the fundamental frequency at 5320 MHz.

Note: Both antenna polarizations have been tested and only the worst case was recorded in test report.

Temperature	22°C	Humidity	56%
Test Engineer	Peter Wu & Gary Chu	Configurations	IEEE 802.11ac MCS0/Nss3 VHT20 CH 100, 116, 140 / Chain 1 + Chain 2 + Chain 3 + Chain 4
Test Mode	Mode 1		

Channel 100

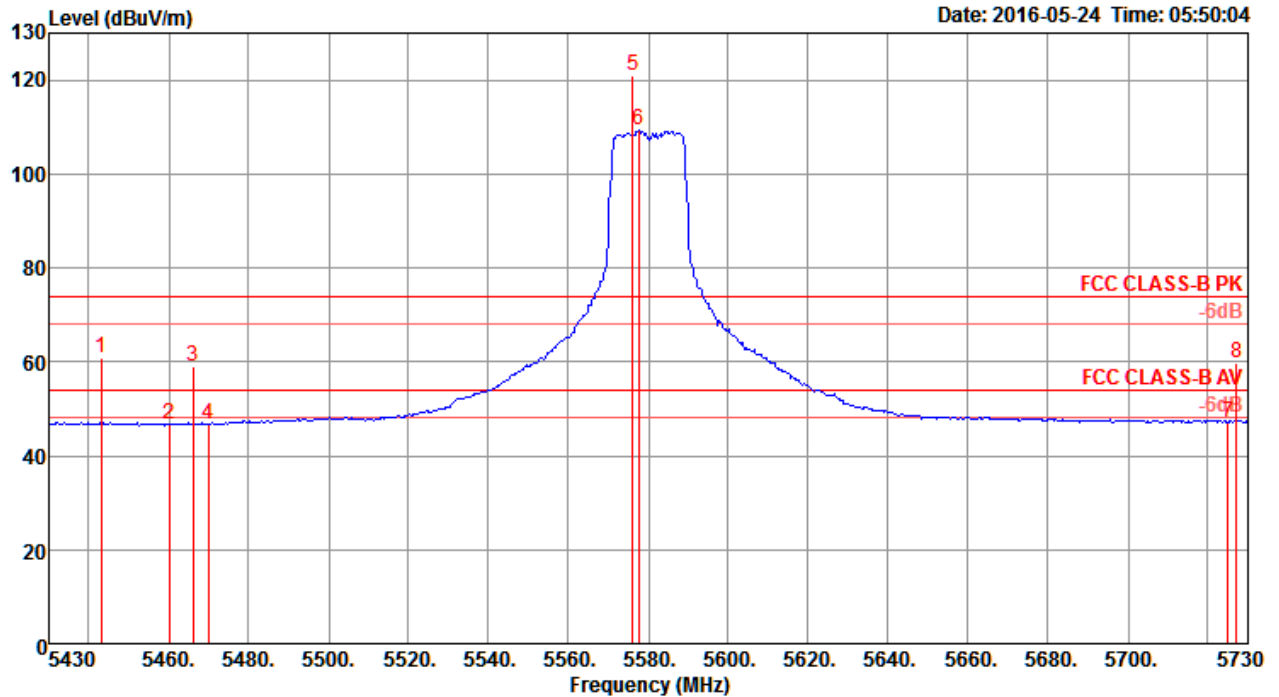


	Freq	Level	Limit	Over	Read	Cable	Antenna	Preamp	A/Pos	T/Pos	Remark	Pol/Phase
	MHz	dBuV/m	dBuV/m	dB	dBuV	dB	dB/m	dB	cm	deg		
1	5454.81	66.84	74.00	-7.16	59.68	7.89	33.74	34.47	100	88	Peak	HORIZONTAL
2	5459.30	49.40	54.00	-4.60	42.24	7.89	33.74	34.47	100	88	Average	HORIZONTAL
3	5466.67	69.05	74.00	-4.95	61.86	7.90	33.76	34.47	100	88	Peak	HORIZONTAL
4	5468.59	51.55	54.00	-2.45	44.36	7.90	33.76	34.47	100	88	Average	HORIZONTAL
5	5495.19	121.23			114.02	7.90	33.78	34.47	100	88	Peak	HORIZONTAL
6	5502.89	106.13			98.89	7.91	33.80	34.47	100	88	Average	HORIZONTAL

Item 5, 6 are the fundamental frequency at 5500 MHz.

Note: Both antenna polarizations have been tested and only the worst case was recorded in test report.

Channel 116

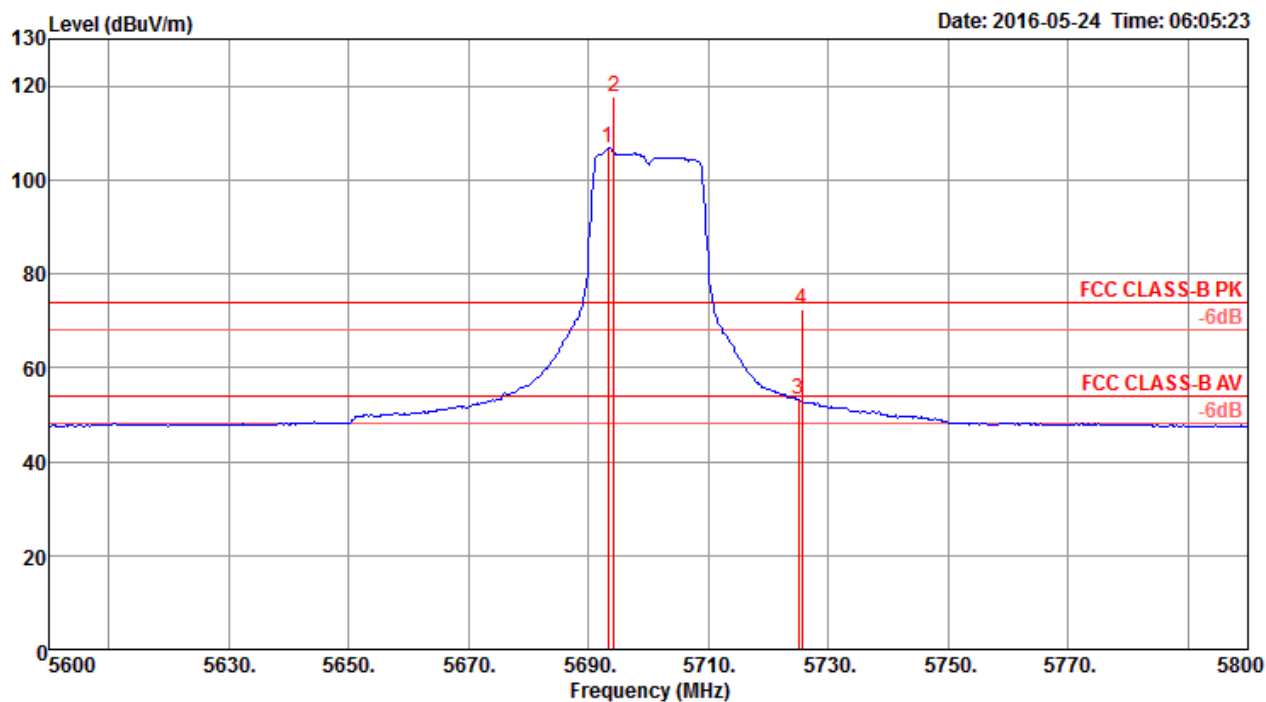


	Freq	Level	Limit	Over	Read	Cable	Antenna	Preamp	A/Pos	T/Pos	Remark	Pol/Phase
	MHz	dBuV/m	dBuV/m	dB	dBuV	dB	dB/m	dB	cm	deg		
1	5442.98	60.91	74.00	-13.09	53.78	7.88	33.72	34.47	100	269	Peak	HORIZONTAL
2	5460.00	46.62	54.00	-7.38	39.46	7.89	33.74	34.47	100	269	Average	HORIZONTAL
3	5466.15	59.10	74.00	-14.90	51.91	7.90	33.76	34.47	100	269	Peak	HORIZONTAL
4	5470.00	46.80	54.00	-7.20	39.61	7.90	33.76	34.47	100	269	Average	HORIZONTAL
5	5576.15	120.84			113.33	7.94	34.05	34.48	100	269	Peak	HORIZONTAL
6	5577.60	109.26			101.75	7.94	34.05	34.48	100	269	Average	HORIZONTAL
7	5725.00	47.22	54.00	-6.78	39.36	7.87	34.50	34.51	100	269	Average	HORIZONTAL
8	5727.12	59.87	74.00	-14.13	52.02	7.87	34.50	34.52	100	269	Peak	HORIZONTAL

Item 5, 6 are the fundamental frequency at 5580 MHz.

Note: Both antenna polarizations have been tested and only the worst case was recorded in test report.

Channel 140



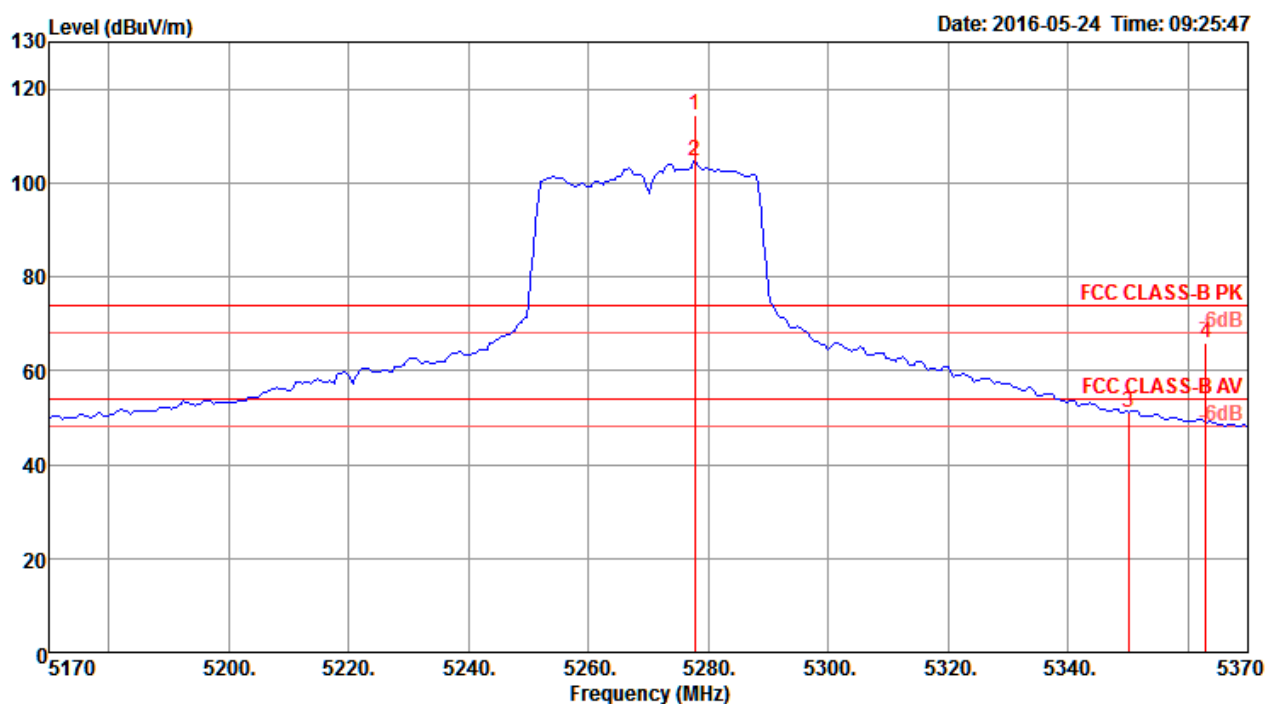
	Freq	Level	Limit	Over	Read	Cable	Antenna	Preamp	A/Pos	T/Pos	Remark	Pol/Phase
	MHz	dBuV/m	dBuV/m	dB	dBuV	dB	dB/m	dB	cm	deg		
1	5693.27	106.96			99.18	7.89	34.40	34.51	100	89	Average	HORIZONTAL
2	5694.27	117.75			109.97	7.89	34.40	34.51	100	89	Peak	HORIZONTAL
3	5725.00	53.17	54.00	-0.83	45.31	7.87	34.50	34.51	100	89	Average	HORIZONTAL
4	5725.64	72.45	74.00	-1.55	64.59	7.87	34.50	34.51	100	89	Peak	HORIZONTAL

Item 1, 2 are the fundamental frequency at 5700 MHz.

Note: Both antenna polarizations have been tested and only the worst case was recorded in test report.

Temperature	22°C	Humidity	56%
Test Engineer	Peter Wu & Gary Chu	Configurations	IEEE 802.11ac MCS0/Nss3 VHT40 CH 54, 62 / Chain 1 + Chain 2 + Chain 3 + Chain 4
Test Mode	Mode 1		

Channel 54

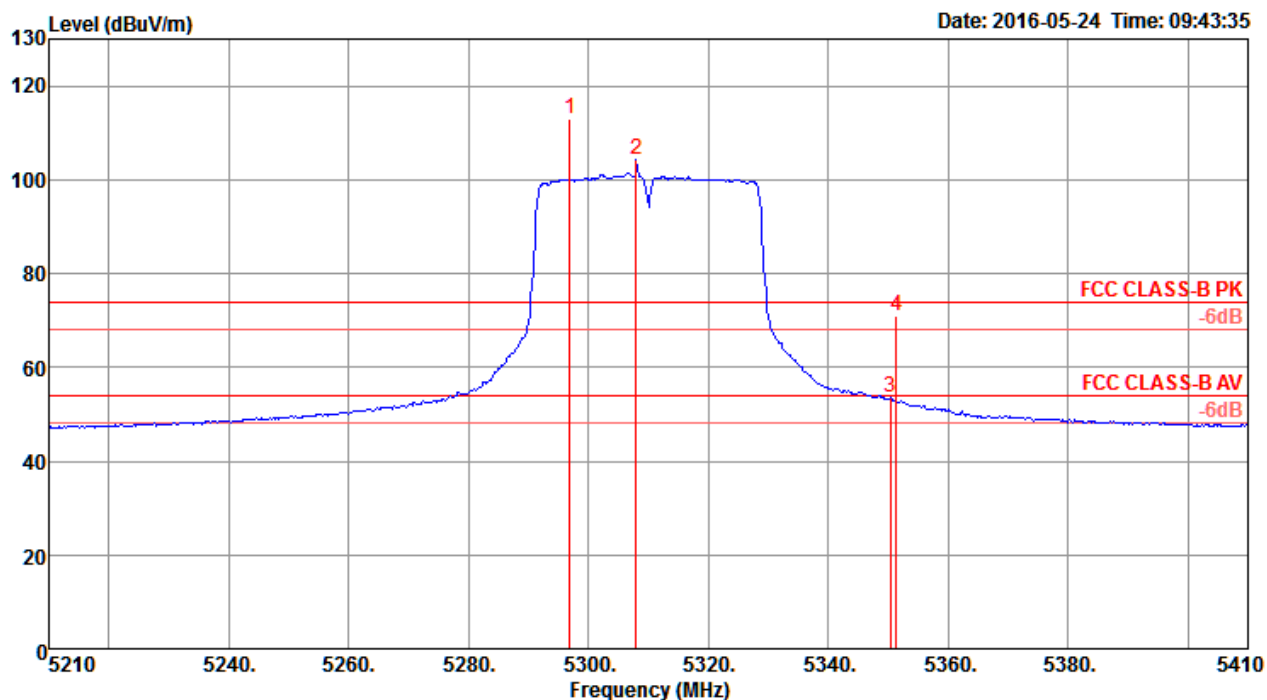


	Freq	Level	Limit	Over	Read	CableAntenna	Preamp	A/Pos	T/Pos	Remark	Pol/Phase
	MHz	dBuV/m	dBuV/m	dB	dBuV	dB	dB/m	dB	cm	deg	
1	5277.69	114.32			107.37	7.92	33.50	34.47	302	266 Peak	HORIZONTAL
2	5277.69	104.69			97.74	7.92	33.50	34.47	302	266 Average	HORIZONTAL
3	5350.00	51.20	54.00	-2.80	44.19	7.89	33.59	34.47	302	266 Average	HORIZONTAL
4	5362.95	66.02	74.00	-7.98	59.00	7.88	33.61	34.47	302	266 Peak	HORIZONTAL

Item 1, 2 are the fundamental frequency at 5270 MHz.

Note: Both antenna polarizations have been tested and only the worst case was recorded in test report.

Channel 62



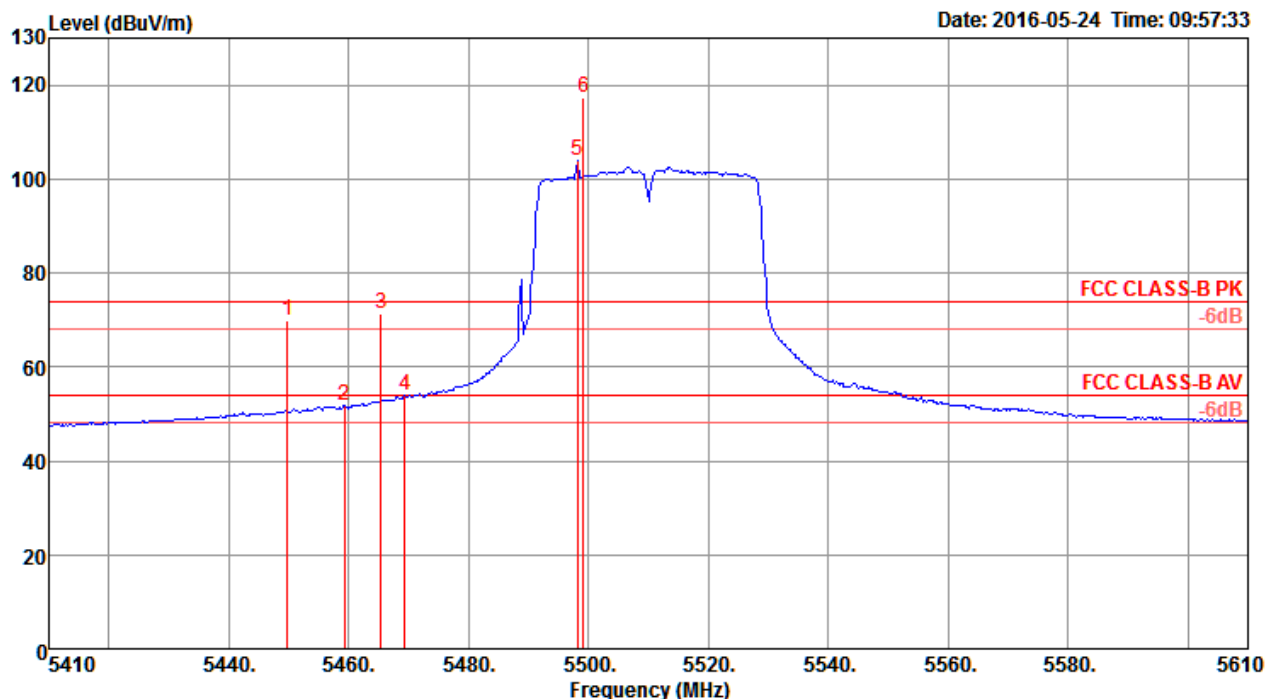
	Freq	Level	Limit	Over	Read	CableAntenna	Preamp	A/Pos	T/Pos	Remark	Pol/Phase
	MHz	dBuV/m	dBuV/m	dB	dBuV	dB	dB/m	dB	cm	deg	
1	5296.86	113.11			106.15	7.91	33.52	34.47	102	261	Peak
2	5308.00	104.26			97.27	7.91	33.55	34.47	102	261	Average
3	5350.39	53.43	54.00	-0.57	46.42	7.89	33.59	34.47	102	261	Average
4	5351.35	71.06	74.00	-2.94	64.05	7.89	33.59	34.47	102	261	Peak

Item 1, 2 are the fundamental frequency at 5310 MHz.

Note: Both antenna polarizations have been tested and only the worst case was recorded in test report.

Temperature	22°C	Humidity	56%
Test Engineer	Peter Wu & Gary Chu	Configurations	IEEE 802.11ac MCS0/Nss3 VHT40 CH 102, 110, 134 / Chain 1 + Chain 2 + Chain 3 + Chain 4
Test Mode	Mode 1		

Channel 102

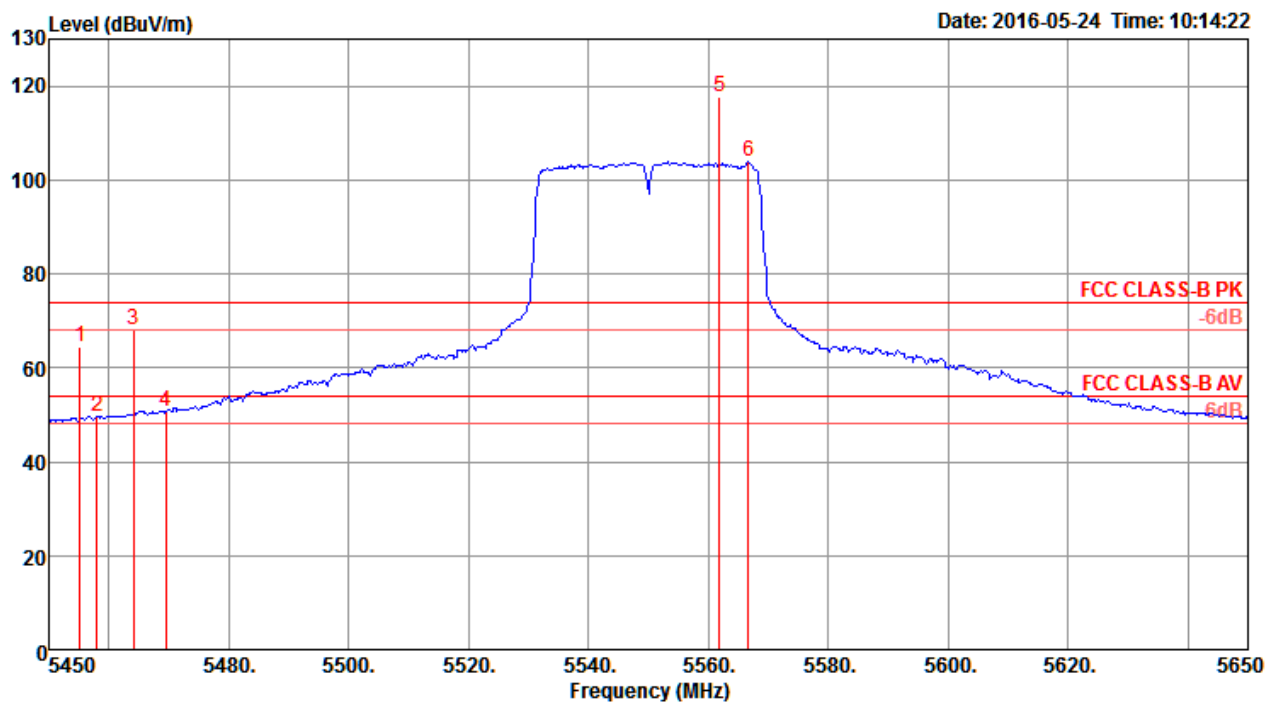


	Freq	Level	Limit	Over	Read	Cable	Antenna	Preamp	A/Pos	T/Pos	Remark	Pol/Phase
	MHz	dBuV/m	dBuV/m	dB	dBuV	dB	dB/m	dB	cm	deg		
1	5449.74	69.97	74.00	-4.03	62.81	7.89	33.74	34.47	101	266	Peak	HORIZONTAL
2	5459.36	51.81	54.00	-2.19	44.65	7.89	33.74	34.47	101	266	Average	HORIZONTAL
3	5465.45	71.34	74.00	-2.66	64.15	7.90	33.76	34.47	101	266	Peak	HORIZONTAL
4	5469.30	53.78	54.00	-0.22	46.59	7.90	33.76	34.47	101	266	Average	HORIZONTAL
5	5498.14	103.94			96.70	7.91	33.80	34.47	101	266	Average	HORIZONTAL
6	5499.10	117.38			110.14	7.91	33.80	34.47	101	266	Peak	HORIZONTAL

Item 5, 6 are the fundamental frequency at 5510 MHz.

Note: Both antenna polarizations have been tested and only the worst case was recorded in test report.

Channel 110

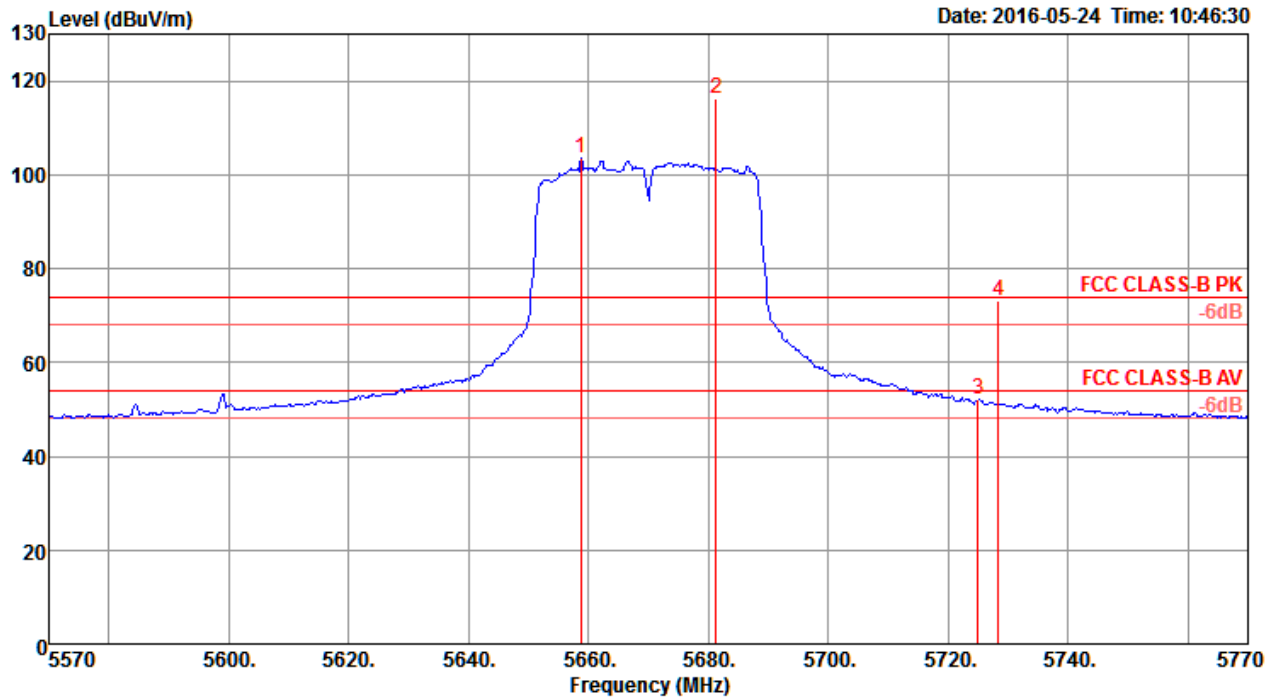


	Freq	Level	Limit	Over	Read	Cable	Antenna	Preamp	A/Pos	T/Pos	Remark	Pol/Phase
	MHz	dBuV/m	dBuV/m	dB	dBuV	dB	dB/m	dB	cm	deg		
1	5455.13	64.37	74.00	-9.63	57.21	7.89	33.74	34.47	104	270	Peak	HORIZONTAL
2	5458.01	49.63	54.00	-4.37	42.47	7.89	33.74	34.47	104	270	Average	HORIZONTAL
3	5464.10	68.22	74.00	-5.78	61.03	7.90	33.76	34.47	104	270	Peak	HORIZONTAL
4	5469.55	50.61	54.00	-3.39	43.42	7.90	33.76	34.47	104	270	Average	HORIZONTAL
5	5561.86	117.85			110.39	7.94	34.00	34.48	104	270	Peak	HORIZONTAL
6	5566.67	103.85			96.39	7.94	34.00	34.48	104	270	Average	HORIZONTAL

Item 5, 6 are the fundamental frequency at 5550 MHz.

Note: Both antenna polarizations have been tested and only the worst case was recorded in test report.

Channel 134



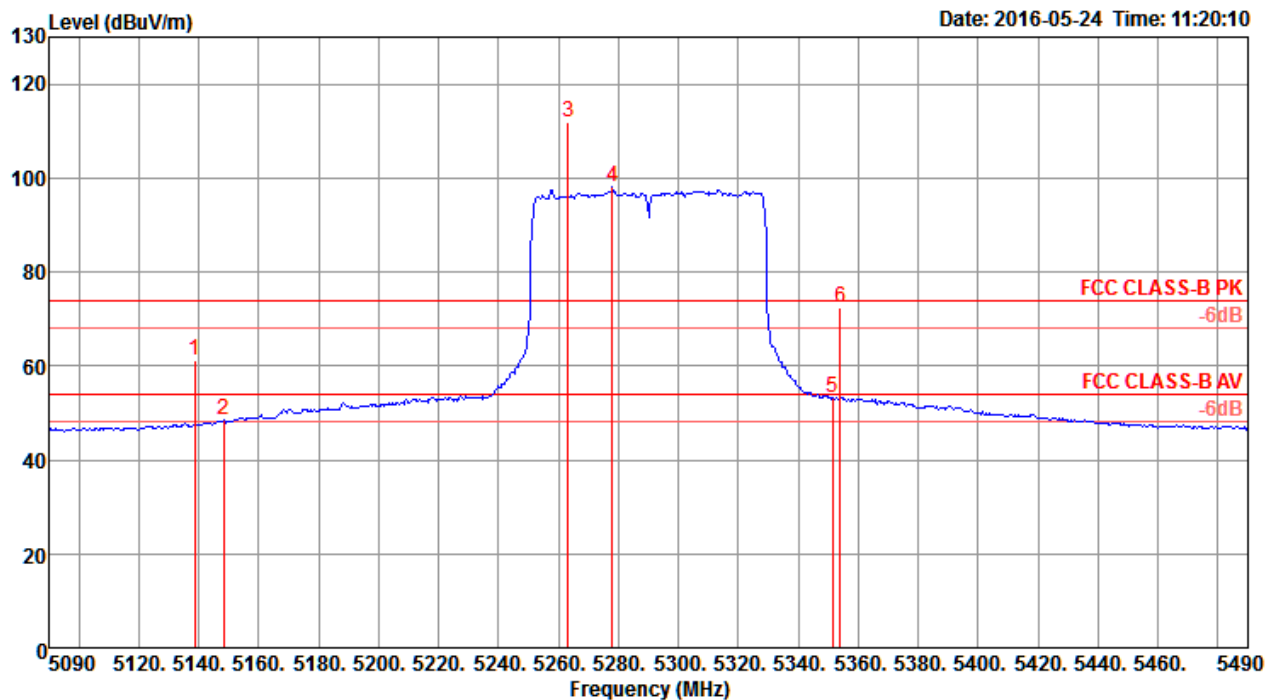
	Freq	Level	Limit	Over	Read	Cable	Antenna	Preamp	A/Pos	T/Pos	Remark	Pol/Phase
	MHz	dBuV/m	dBuV/m	dB	dBuV	dB	dB/m	dB	cm	deg		
1	5658.78	103.64			95.93	7.91	34.30	34.50	279	264	Average	HORIZONTAL
2	5681.22	116.12			108.38	7.90	34.35	34.51	279	264	Peak	HORIZONTAL
3	5725.00	51.98	54.00	-2.02	44.12	7.87	34.50	34.51	279	264	Average	HORIZONTAL
4	5728.33	73.18	74.00	-0.82	65.33	7.87	34.50	34.52	279	264	Peak	HORIZONTAL

Item 1, 2 are the fundamental frequency at 5670 MHz.

Note: Both antenna polarizations have been tested and only the worst case was recorded in test report.

Temperature	22°C	Humidity	56%
Test Engineer	Peter Wu & Gary Chu	Configurations	IEEE 802.11ac MCS0/Nss3 VHT80 CH 58 / Chain 1 + Chain 2 + Chain 3 + Chain 4
Test Mode	Mode 1		

Channel 58



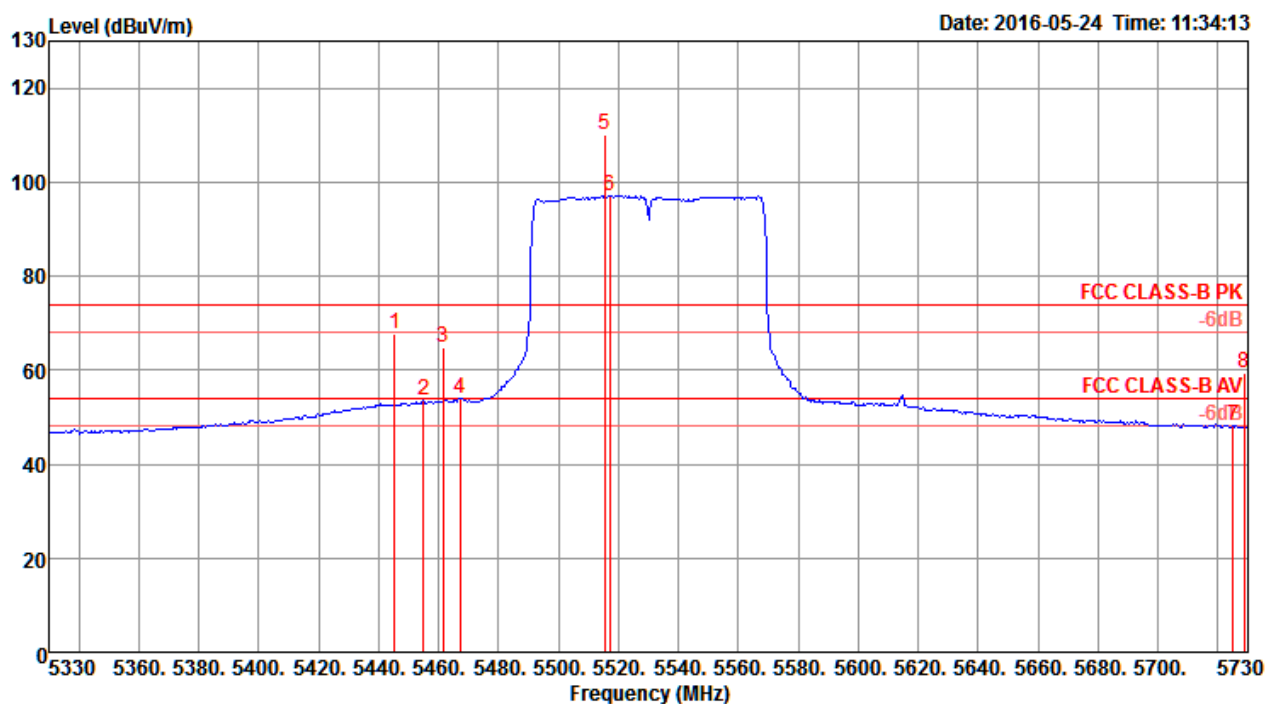
	Freq	Level	Limit	Over	Read	Cable	Antenna	Preamp	A/Pos	T/Pos	Remark	Pol/Phase
	MHz	dBuV/m	dBuV/m	dB	dBuV	dB	dB/m	dB	cm	deg		
1	5138.72	61.31	74.00	-12.69	54.61	7.88	33.29	34.47	104	266	Peak	HORIZONTAL
2	5148.33	48.41	54.00	-5.59	41.67	7.90	33.31	34.47	104	266	Average	HORIZONTAL
3	5263.08	112.07			105.13	7.93	33.48	34.47	104	266	Peak	HORIZONTAL
4	5277.82	98.13			91.18	7.92	33.50	34.47	104	266	Average	HORIZONTAL
5	5351.54	53.21	54.00	-0.79	46.20	7.89	33.59	34.47	104	266	Average	HORIZONTAL
6	5354.10	72.42	74.00	-1.58	65.40	7.88	33.61	34.47	104	266	Peak	HORIZONTAL

Item 3, 4 are the fundamental frequency at 5290 MHz.

Note: Both antenna polarizations have been tested and only the worst case was recorded in test report.

Temperature	22°C	Humidity	56%
Test Engineer	Peter Wu & Gary Chu	Configurations	IEEE 802.11ac MCS0/Nss3 VHT80 CH 106, 122 / Chain 1 + Chain 2 + Chain 3 + Chain 4
Test Mode	Mode 1		

Channel 106

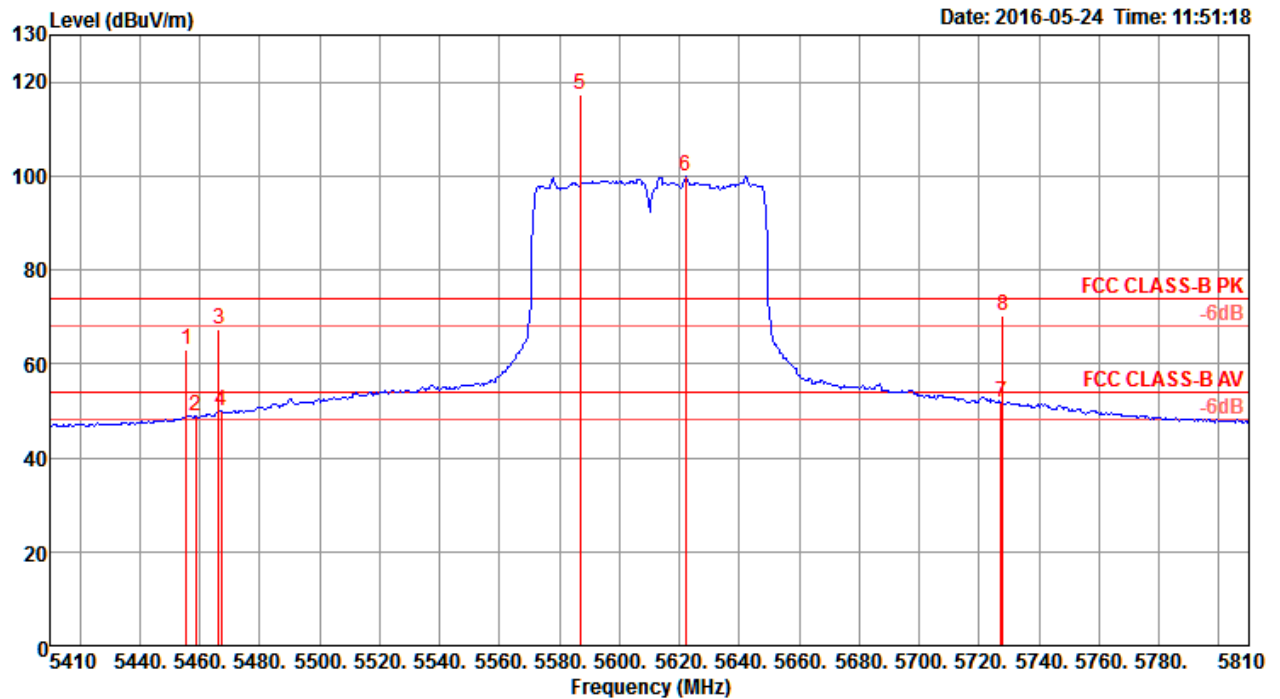


	Freq	Level	Limit	Over	Read	Cable	Antenna	Preamp	A/Pos	T/Pos	Remark	Pol/Phase
	MHz	dBuV/m	dBuV/m	dB	dBuV	dB	dB/m	dB	cm	deg		
1	5445.39	67.76	74.00	-6.24	60.63	7.88	33.72	34.47	101	268	Peak	HORIZONTAL
2	5455.00	53.43	54.00	-0.57	46.27	7.89	33.74	34.47	101	268	Average	HORIZONTAL
3	5461.41	64.91	74.00	-9.09	57.75	7.89	33.74	34.47	101	268	Peak	HORIZONTAL
4	5467.18	53.87	54.00	-0.13	46.68	7.90	33.76	34.47	101	268	Average	HORIZONTAL
5	5515.26	110.02			102.72	7.92	33.85	34.47	101	268	Peak	HORIZONTAL
6	5517.18	97.15			89.85	7.92	33.85	34.47	101	268	Average	HORIZONTAL
7	5725.00	48.05	54.00	-5.95	40.19	7.87	34.50	34.51	101	268	Average	HORIZONTAL
8	5728.72	59.39	74.00	-14.61	51.54	7.87	34.50	34.52	101	268	Peak	HORIZONTAL

Item 5, 6 are the fundamental frequency at 5530 MHz.

Note: Both antenna polarizations have been tested and only the worst case was recorded in test report.

Channel 122



	Freq	Level	Limit	Over	Read	Cable	Antenna	Preamp	A/Pos	T/Pos	Remark	Pol/Phase
	MHz	dBuV/m	dBuV/m	dB	dBuV	dB	dB/m	dB	cm	deg		
1	5455.51	62.89	74.00	-11.11	55.73	7.89	33.74	34.47	287	271	Peak	HORIZONTAL
2	5458.72	48.86	54.00	-5.14	41.70	7.89	33.74	34.47	287	271	Average	HORIZONTAL
3	5466.41	67.34	74.00	-6.66	60.15	7.90	33.76	34.47	287	271	Peak	HORIZONTAL
4	5467.05	50.11	54.00	-3.89	42.92	7.90	33.76	34.47	287	271	Average	HORIZONTAL
5	5586.92	117.46			109.96	7.94	34.05	34.49	287	271	Peak	HORIZONTAL
6	5622.18	99.99			92.40	7.94	34.15	34.50	287	271	Average	HORIZONTAL
7	5727.31	51.68	54.00	-2.32	43.83	7.87	34.50	34.52	287	271	Average	HORIZONTAL
8	5727.95	70.31	74.00	-3.69	62.46	7.87	34.50	34.52	287	271	Peak	HORIZONTAL

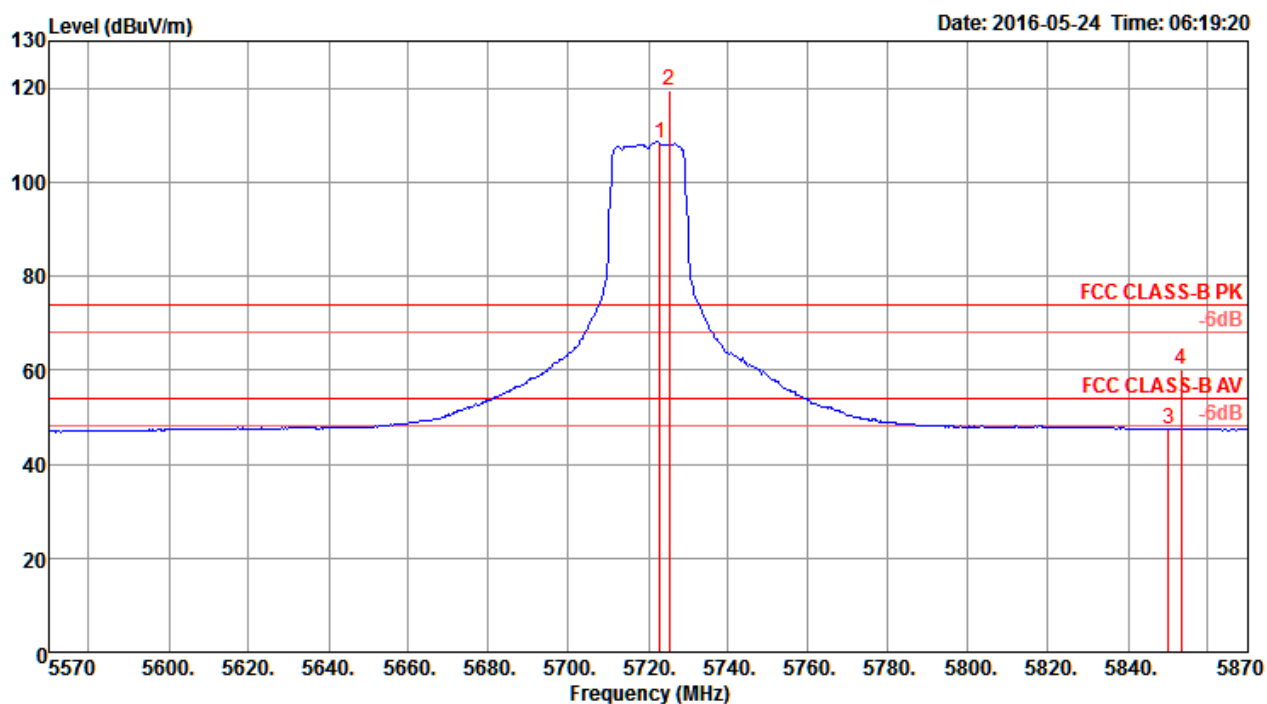
Item 5, 6 are the fundamental frequency at 5610 MHz.

Note: Both antenna polarizations have been tested and only the worst case was recorded in test report.

Straddle Channel

Temperature	22°C	Humidity	56%
Test Engineer	Peter Wu & Gary Chu	Configurations	IEEE 802.11ac MCS0/Nss3 VHT20 CH 144 / Chain 1 + Chain 2 + Chain 3 + Chain 4
Test Mode	Mode 1		

Channel 144



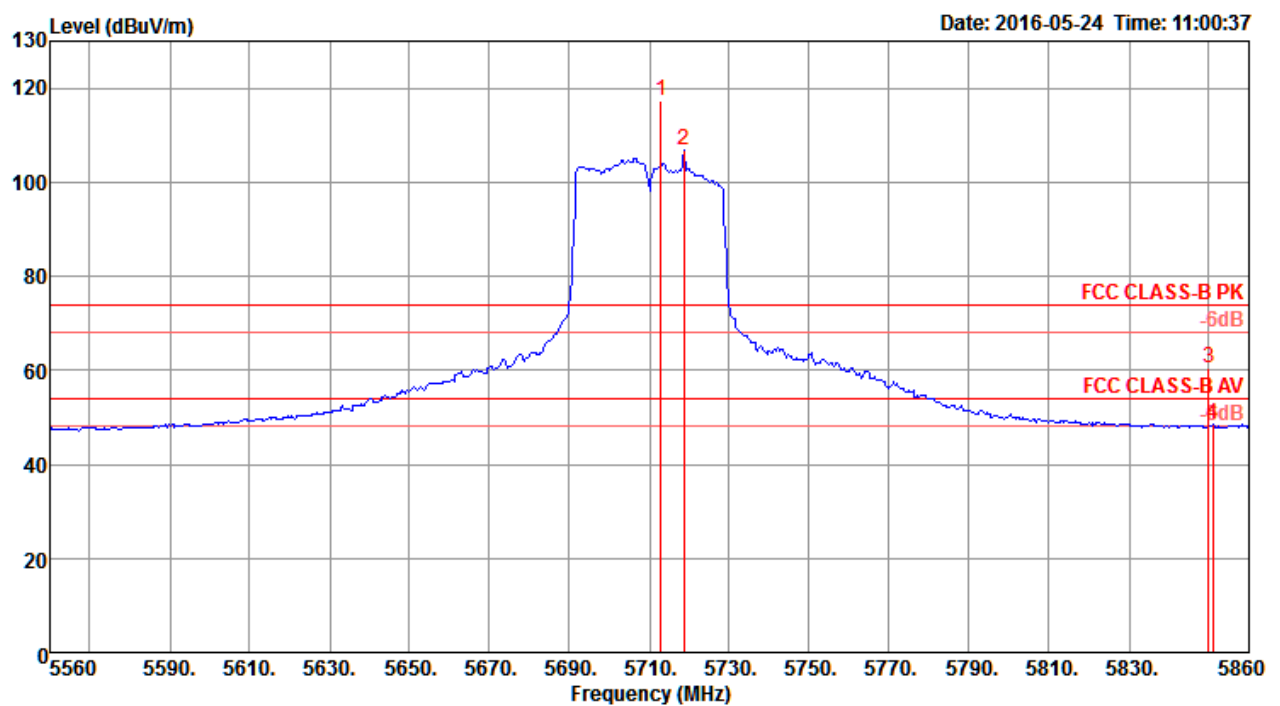
	Freq	Level	Limit	Over	Read	Cable	Antenna	Preamp	A/Pos	T/Pos	Remark	Pol/Phase
	MHz	dBuV/m	dBuV/m	dB	dBuV	dB	dB/m	dB	cm	deg		
1	5722.89	108.45			100.59	7.87	34.50	34.51	100	96	Average	HORIZONTAL
2	5725.29	119.65			111.79	7.87	34.50	34.51	100	96	Peak	HORIZONTAL
3	5850.00	47.39	54.00	-6.61	39.28	7.80	34.85	34.54	100	96	Average	HORIZONTAL
4	5853.37	60.03	74.00	-13.97	51.92	7.80	34.85	34.54	100	96	Peak	HORIZONTAL

Item 1, 2 are the fundamental frequency at 5720 MHz.

Note: Both antenna polarizations have been tested and only the worst case was recorded in test report.

Temperature	22°C	Humidity	56%
Test Engineer	Peter Wu & Gary Chu	Configurations	IEEE 802.11ac MCS0/Nss3 VHT40 CH 142 / Chain 1 + Chain 2 + Chain 3 + Chain 4
Test Mode	Mode 1		

Channel 142



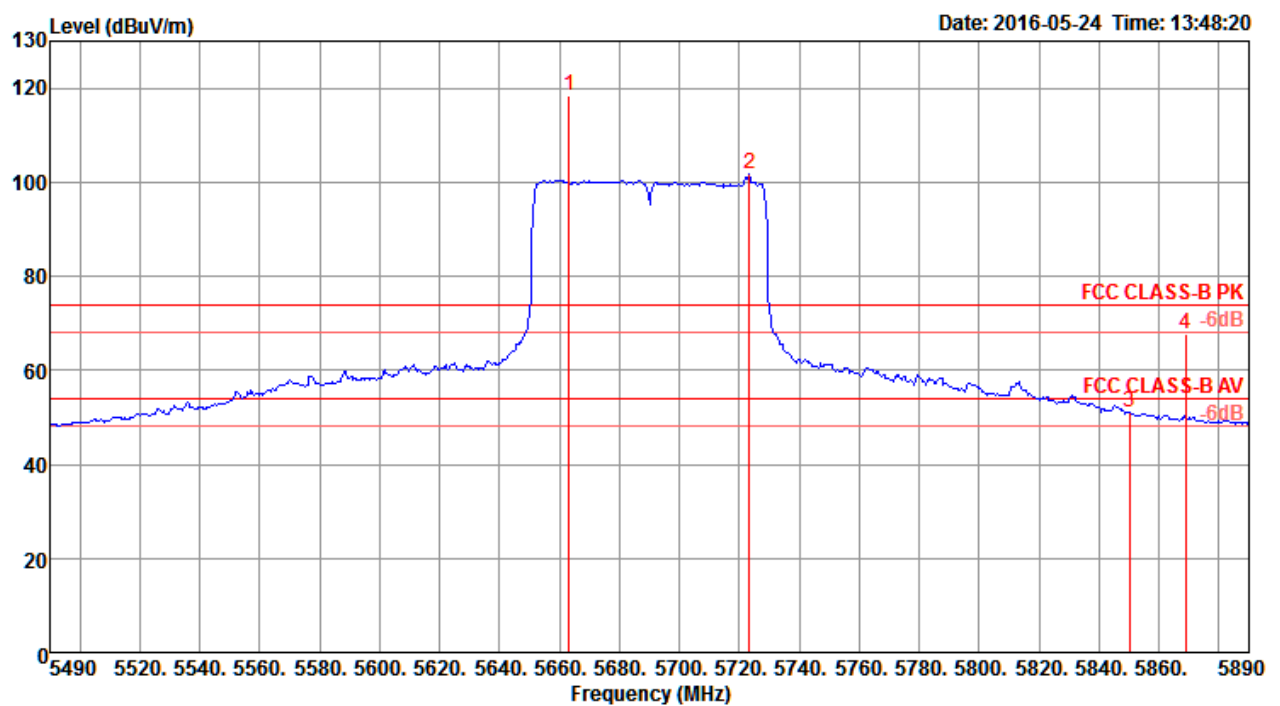
	Freq	Level	Limit	Over	Read	CableAntenna	Preampl	A/Pos	T/Pos	Remark	Pol/Phase
	MHz	dBuV/m	dBuV/m	dB	dBuV	dB	dB/m	dB	cm	deg	
1	5712.89	117.25			109.43	7.88	34.45	34.51	274	265 Peak	HORIZONTAL
2	5718.65	106.83			99.01	7.88	34.45	34.51	274	265 Average	HORIZONTAL
3	5850.00	60.37	74.00	-13.63	52.26	7.80	34.85	34.54	274	265 Peak	HORIZONTAL
4	5850.87	48.37	54.00	-5.63	40.26	7.80	34.85	34.54	274	265 Average	HORIZONTAL

Item 1, 2 are the fundamental frequency at 5710 MHz.

Note: Both antenna polarizations have been tested and only the worst case was recorded in test report.

Temperature	22°C	Humidity	56%
Test Engineer	Peter Wu & Gary Chu	Configurations	IEEE 802.11ac MCS0/Nss3 VHT80 CH 138 / Chain 1 + Chain 2 + Chain 3 + Chain 4
Test Mode	Mode 1		

Channel 138



	Freq	Level	Limit	Over	Read	Cable	Antenna	Preamp	A/Pos	T/Pos	Remark	Pol/Phase
	MHz	dBuV/m	dBuV/m	dB	dBuV	dB	dB/m	dB	cm	deg		
1	5663.08	118.30			110.59	7.91	34.30	34.50	105	270	Peak	HORIZONTAL
2	5723.33	101.81			93.95	7.87	34.50	34.51	105	270	Average	HORIZONTAL
3	5850.00	51.05	54.00	-2.95	42.94	7.80	34.85	34.54	105	270	Average	HORIZONTAL
4	5868.85	67.78	74.00	-6.22	59.63	7.79	34.90	34.54	105	270	Peak	HORIZONTAL

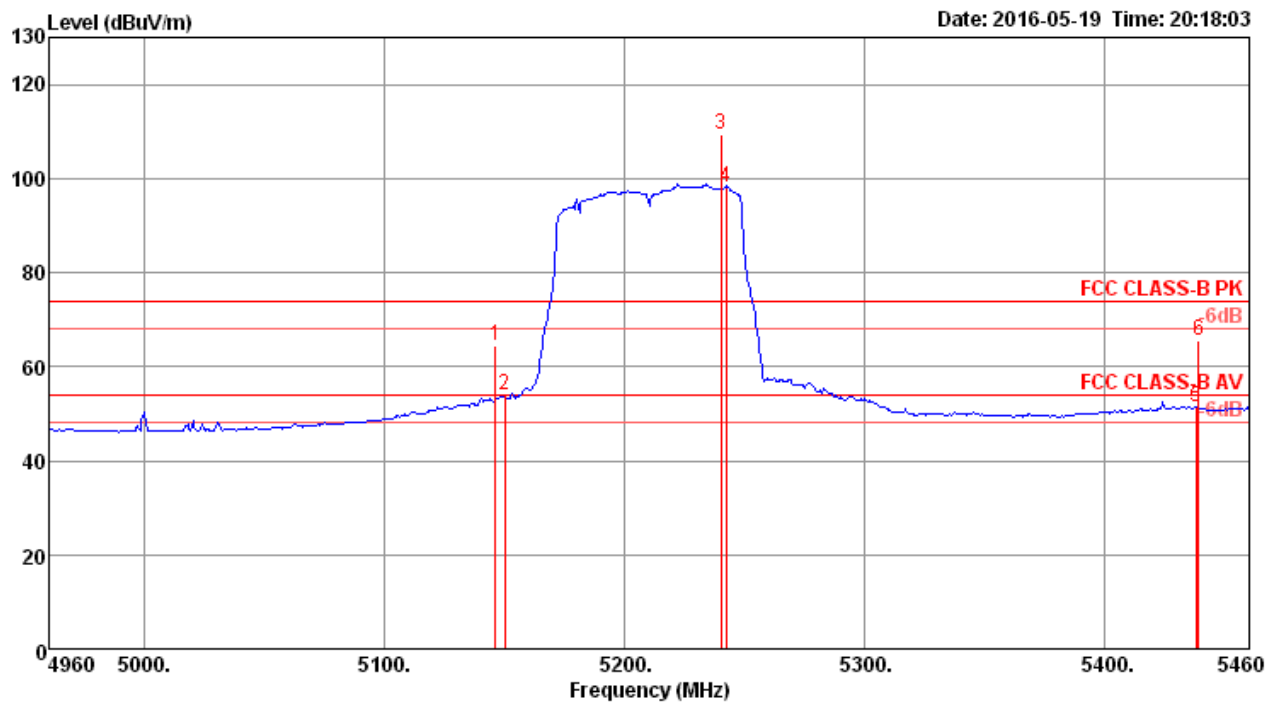
Item 1, 2 are the fundamental frequency at 5690 MHz.

Note: Both antenna polarizations have been tested and only the worst case was recorded in test report.

802.11ac MCS0/Nss2 VHT80+80

Temperature	22°C	Humidity	56%
Test Engineer	Peter Wu & Gary Chu	Configurations	IEEE 802.11ac MCS0/Nss2 VHT80+80 Type 1 / CH 42+106 / Chain 1 + Chain 2 + Chain 3 + Chain 4
Test Mode	Mode 1		

Channel 42

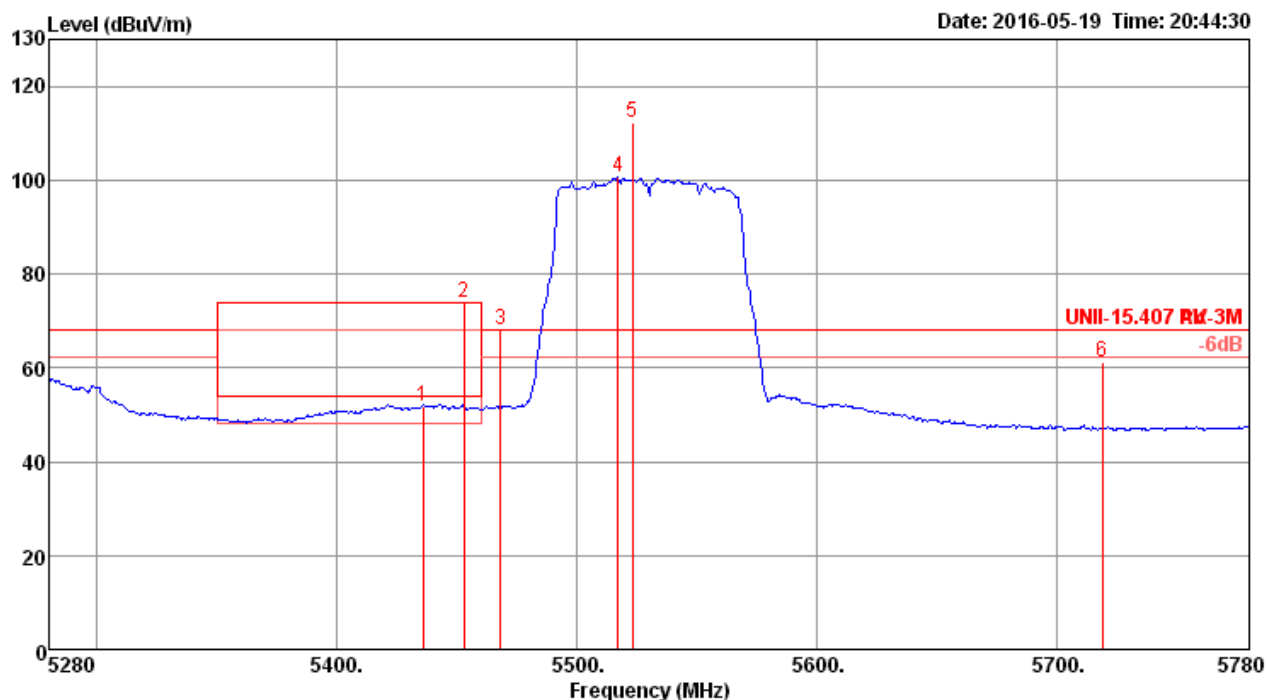


	Freq	Level	Limit Line	Over Limit	Read Level	Cable Loss	Antenna Factor	Preamp Factor	A/Pos	T/Pos	Remark	Pol/Phase
	MHz	dBuV/m	dBuV/m	dB	dBuV	dB	dB/m	dB	cm	deg		
1	5146.00	64.58	74.00	-9.42	53.46	10.43	33.74	33.05	293	85	Peak	HORIZONTAL
2	5150.00	53.78	54.00	-0.22	42.66	10.43	33.74	33.05	293	85	Average	HORIZONTAL
3	5240.00	109.49			98.18	10.47	33.89	33.05	293	85	Peak	HORIZONTAL
4	5242.00	98.22			86.92	10.47	33.89	33.06	293	85	Average	HORIZONTAL
5	5438.00	51.33	54.00	-2.67	39.67	10.52	34.20	33.06	293	85	Average	HORIZONTAL
6	5439.00	65.39	74.00	-8.61	53.73	10.52	34.20	33.06	293	85	Peak	HORIZONTAL

Item 3, 4 are the fundamental frequency at 5210 MHz.

Note: Both antenna polarizations have been tested and only the worst case was recorded in test report.

Channel 106



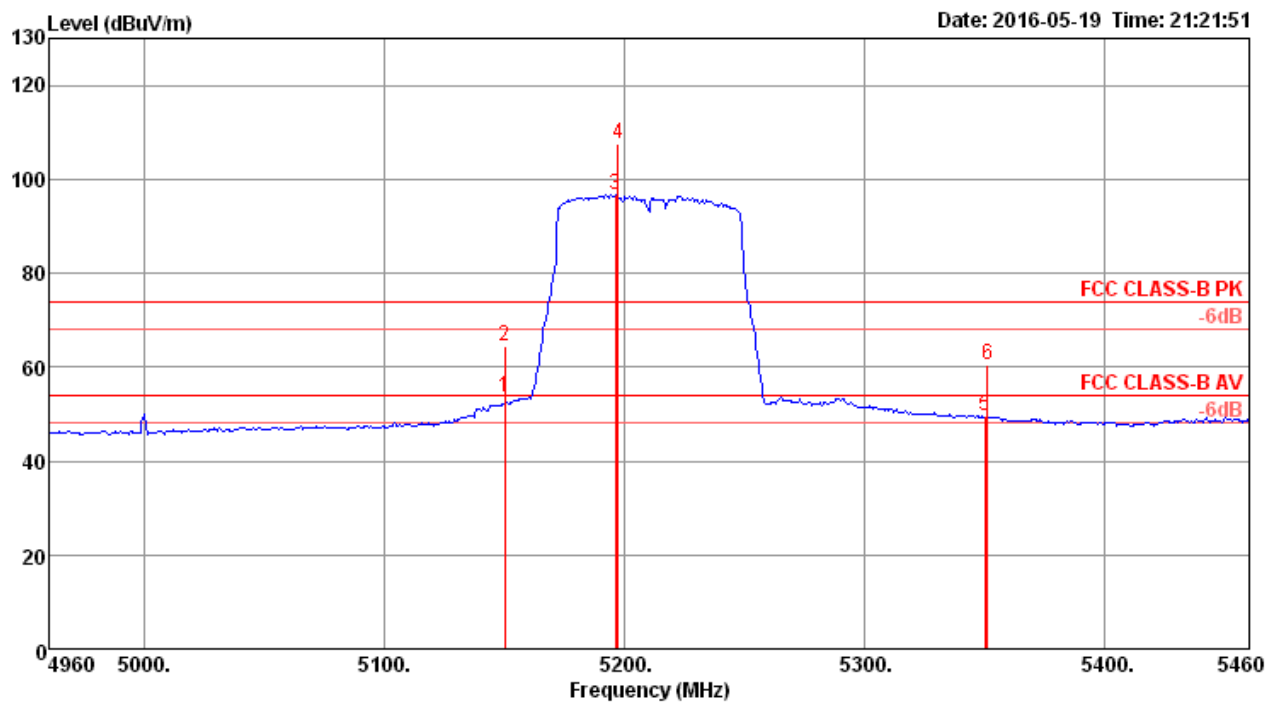
	Freq	Level	Limit	Over	Read	Cable	Antenna	Preamp	A/Pos	T/Pos	Remark	Pol/Phase
	MHz	dBuV/m	dBuV/m	dB	dBuV	dB	dB/m	dB	cm	deg		
1	5436.00	51.96	54.00	-2.04	40.30	10.52	34.20	33.06	290	97	Average	HORIZONTAL
2	5453.00	73.75	74.00	-0.25	62.02	10.56	34.23	33.06	290	97	Peak	HORIZONTAL
3	5468.00	67.90	68.20	-0.30	56.12	10.59	34.25	33.06	290	97	Peak	HORIZONTAL
4	5517.00	100.54			88.61	10.69	34.31	33.07	290	97	Average	HORIZONTAL
5	5523.00	112.25			100.32	10.69	34.31	33.07	290	97	Peak	HORIZONTAL
6	5719.00	61.18	68.20	-7.02	49.10	10.78	34.43	33.13	290	97	Peak	HORIZONTAL

Item 4, 5 are the fundamental frequency at 5530 MHz.

Note: Both antenna polarizations have been tested and only the worst case was recorded in test report.

Temperature	22°C	Humidity	56%
Test Engineer	Peter Wu & Gary Chu	Configurations	IEEE 802.11ac MCS0/Nss2 VHT80+80 Type 2 / CH 42+122 / Chain 1 + Chain 2 + Chain 3 + Chain 4
Test Mode	Mode 1		

Channel 42

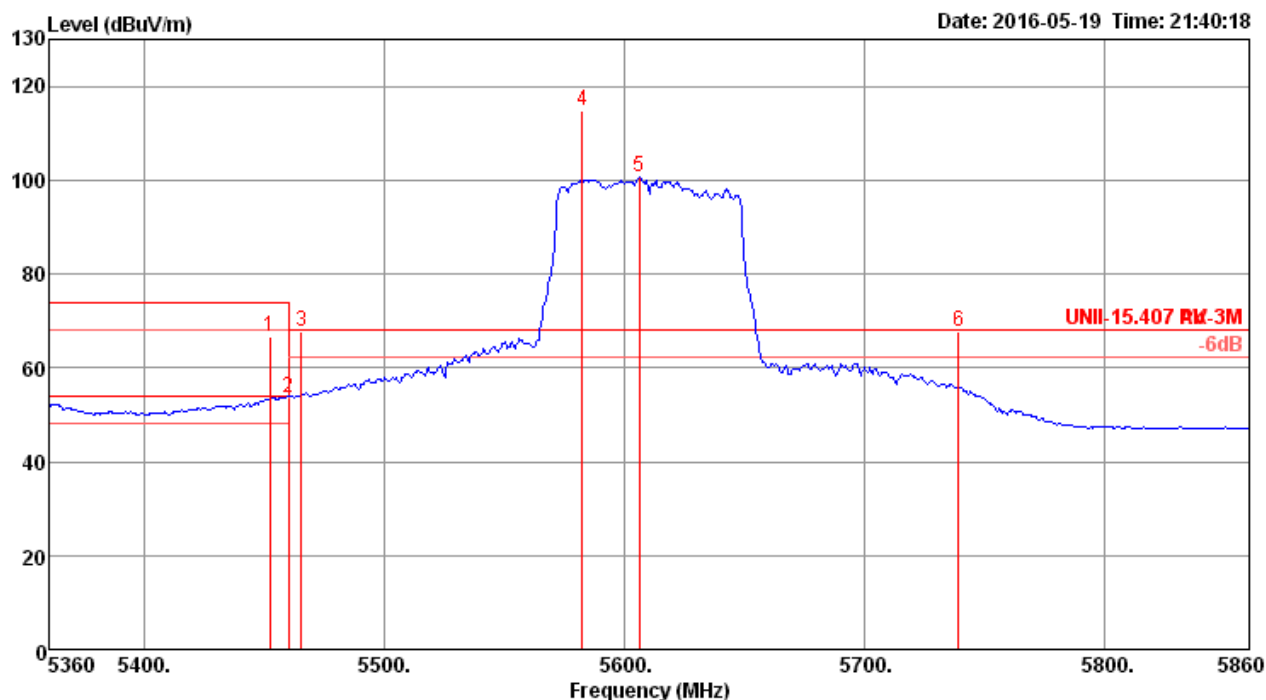


	Freq	Level	Limit	Over	Read	CableAntenna	Preamp	A/Pos	T/Pos	Remark	Pol/Phase
	MHz	dBuV/m	dBuV/m	dB	dBuV	dB	dB/m	dB	cm	deg	
1	5150.00	53.70	54.00	-0.30	42.58	10.43	33.74	33.05	297	85 Average	HORIZONTAL
2	5150.00	64.43	74.00	-9.57	53.31	10.43	33.74	33.05	297	85 Peak	HORIZONTAL
3	5196.00	96.62			85.37	10.48	33.82	33.05	297	85 Average	HORIZONTAL
4	5197.00	107.57			96.32	10.48	33.82	33.05	297	85 Peak	HORIZONTAL
5	5350.00	49.72	54.00	-4.28	38.29	10.43	34.06	33.06	297	85 Average	HORIZONTAL
6	5351.00	60.52	74.00	-13.48	49.09	10.43	34.06	33.06	297	85 Peak	HORIZONTAL

Item 3, 4 are the fundamental frequency at 5210 MHz.

Note: Both antenna polarizations have been tested and only the worst case was recorded in test report.

Channel 122



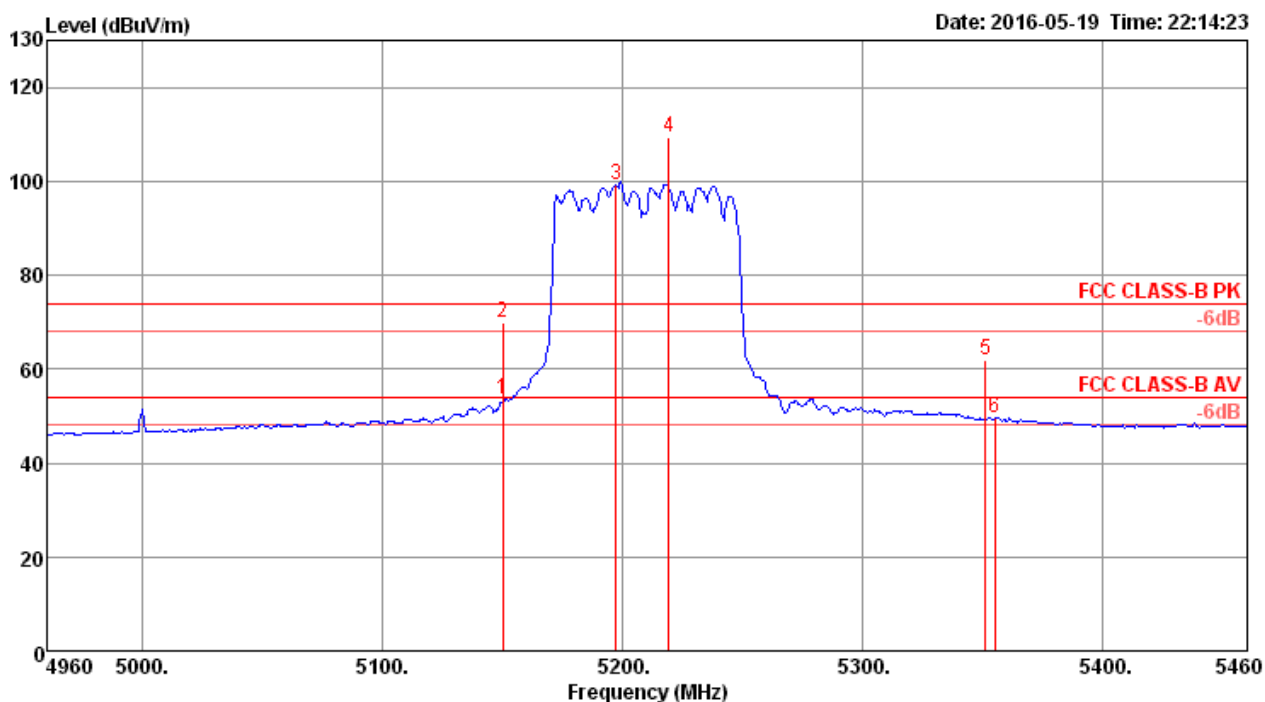
	Freq	Level	Limit Line	Over Limit	Read Level	CableAntenna Loss	Preamp Factor	A/Pos	T/Pos	Remark	Pol/Phase
	MHz	dBuV/m	dBuV/m	dB	dBuV	dB	dB/m	dB	cm	deg	
1	5452.00	66.69	74.00	-7.31	54.96	10.56	34.23	33.06	287	90 Peak	HORIZONTAL
2	5460.00	53.74	54.00	-0.26	42.01	10.56	34.23	33.06	287	90 Average	HORIZONTAL
3	5465.00	67.56	68.20	-0.64	55.78	10.59	34.25	33.06	287	90 Peak	HORIZONTAL
4	5582.00	114.78			102.69	10.83	34.35	33.09	287	90 Peak	HORIZONTAL
5	5606.00	100.57			88.45	10.86	34.36	33.10	287	90 Average	HORIZONTAL
6	5739.00	67.87	68.20	-0.33	55.80	10.76	34.45	33.14	287	90 Peak	HORIZONTAL

Item 4, 5 are the fundamental frequency at 5610 MHz.

Note: Both antenna polarizations have been tested and only the worst case was recorded in test report.

Temperature	22°C	Humidity	56%
Test Engineer	Peter Wu & Gary Chu	Configurations	IEEE 802.11ac MCS0/Nss2 VHT80+80 Type 3 / CH 42+138 / Chain 1 + Chain 2 + Chain 3 + Chain 4
Test Mode	Mode 1		

Channel 42

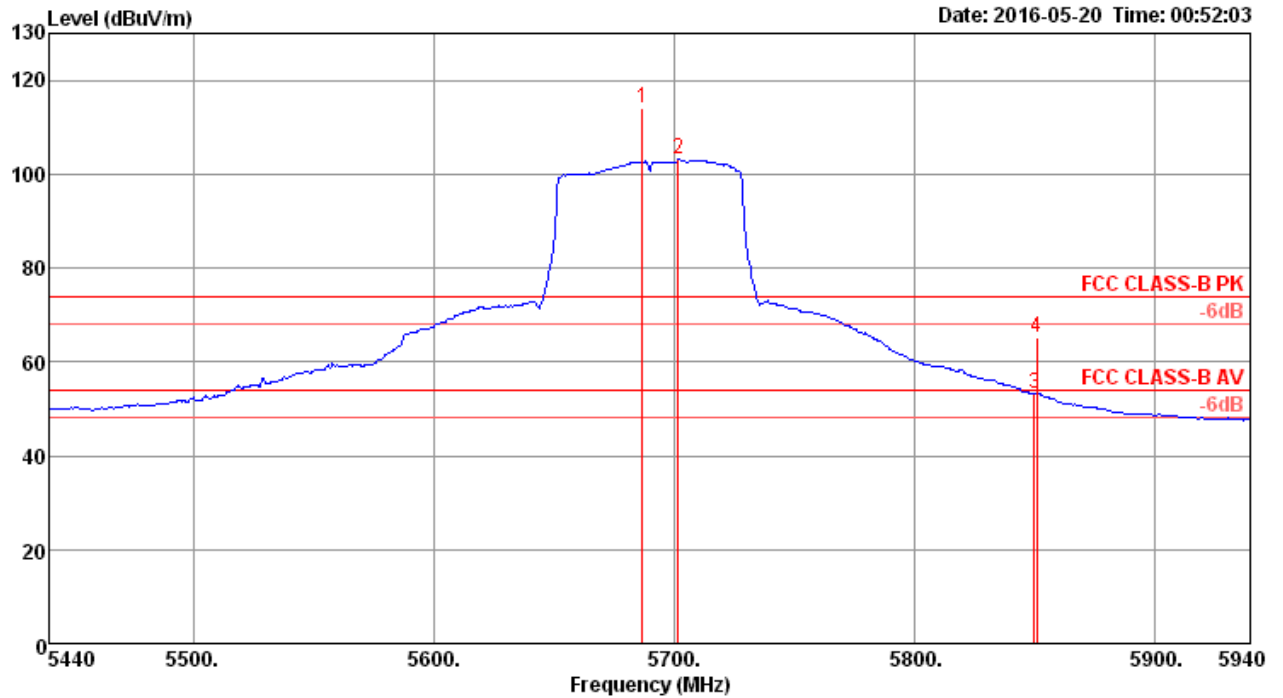


	Freq	Level	Limit	Over	Read	Cable	Antenna	Preamp	A/Pos	T/Pos	Remark	Pol/Phase
	MHz	dBuV/m	dBuV/m	dB	dBuV	dB	dB/m	dB	cm	deg		
1	5150.00	53.64	54.00	-0.36	42.52	10.43	33.74	33.05	296	93	Average	HORIZONTAL
2	5150.00	69.90	74.00	-4.10	58.78	10.43	33.74	33.05	296	93	Peak	HORIZONTAL
3	5197.00	99.39			88.14	10.48	33.82	33.05	296	93	Average	HORIZONTAL
4	5219.00	109.28			98.00	10.47	33.86	33.05	296	93	Peak	HORIZONTAL
5	5351.00	61.97	74.00	-12.03	50.54	10.43	34.06	33.06	296	93	Peak	HORIZONTAL
6	5355.00	49.52	54.00	-4.48	38.07	10.43	34.08	33.06	296	93	Average	HORIZONTAL

Item 3, 4 are the fundamental frequency at 5210 MHz.

Note: Both antenna polarizations have been tested and only the worst case was recorded in test report.

Channel 138



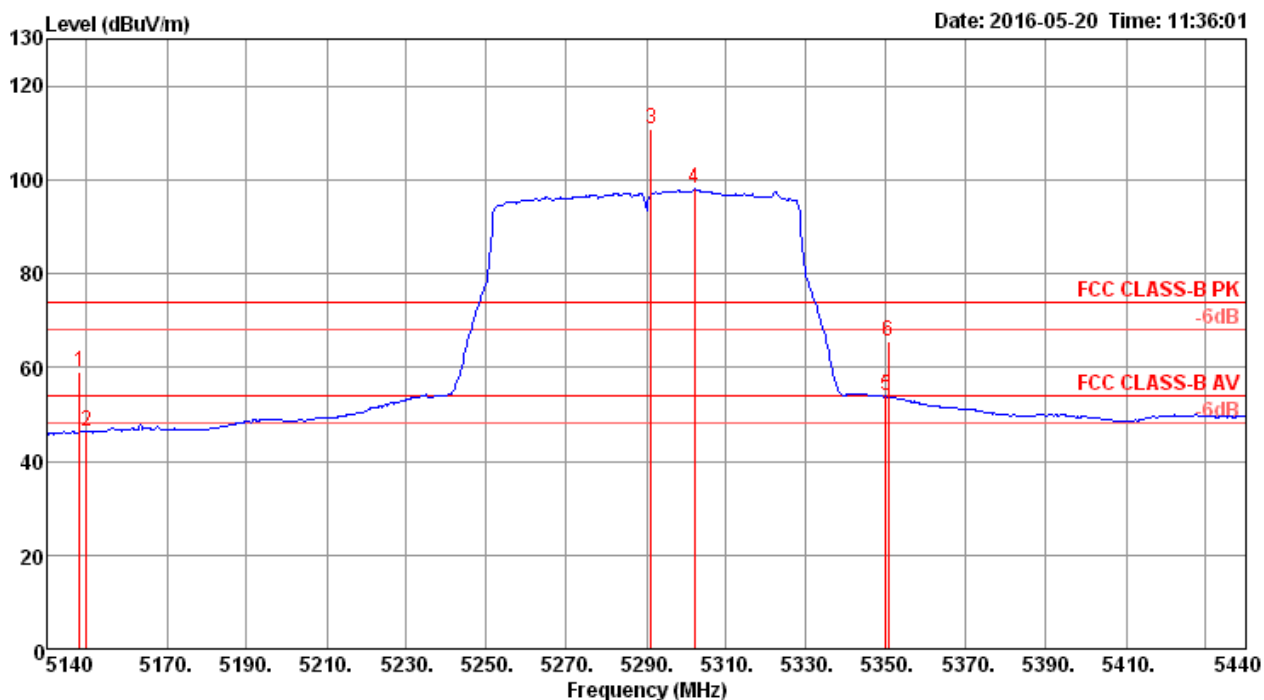
	Freq	Level	Limit	Over	Read	CableAntenna	Preamp	A/Pos	T/Pos	Remark	Pol/Phase
	MHz	dBuV/m	dBuV/m	dB	dBuV	dB	dB/m	dB	cm	deg	
1	5687.00	114.19			102.09	10.81	34.41	33.12	288	97 Peak	HORIZONTAL
2	5702.00	103.34			91.25	10.80	34.42	33.13	288	97 Average	HORIZONTAL
3	5850.00	53.34	54.00	-0.66	41.10	10.90	34.51	33.17	288	97 Average	HORIZONTAL
4	5851.00	65.14	74.00	-8.86	52.90	10.90	34.51	33.17	288	97 Peak	HORIZONTAL

Item 1, 2 are the fundamental frequency at 5690 MHz.

Note: Both antenna polarizations have been tested and only the worst case was recorded in test report.

Temperature	22°C	Humidity	56%
Test Engineer	Peter Wu & Gary Chu	Configurations	IEEE 802.11ac MCS0/Nss2 VHT80+80 Type 4 / CH 58+106 / Chain 1 + Chain 2 + Chain 3 + Chain 4
Test Mode	Mode 1		

Channel 58

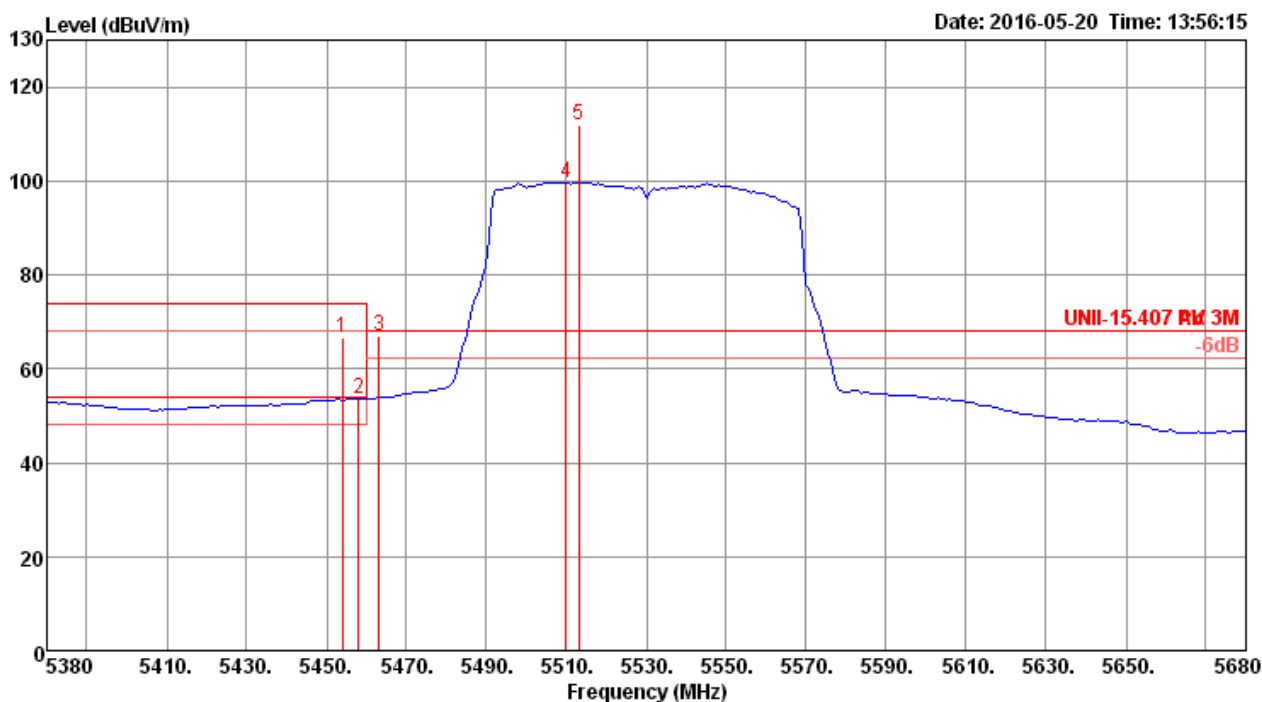


	Freq	Level	Limit	Over	Read	Cable	Antenna	Preamp	A/Pos	T/Pos	Remark	Pol/Phase
	MHz	dBuV/m	dBuV/m	dB	dBuV	dB	dB/m	dB	cm	deg		
1	5148.20	59.02	74.00	-14.98	51.35	10.43	33.74	36.50	299	76	Peak	HORIZONTAL
2	5150.00	46.19	54.00	-7.81	38.52	10.43	33.74	36.50	299	76	Average	HORIZONTAL
3	5291.20	110.88			102.94	10.45	33.96	36.47	299	76	Peak	HORIZONTAL
4	5302.00	97.98			90.02	10.45	33.98	36.47	299	76	Average	HORIZONTAL
5	5350.00	53.90	54.00	-0.10	45.87	10.43	34.06	36.46	299	76	Average	HORIZONTAL
6	5350.60	65.71	74.00	-8.29	57.68	10.43	34.06	36.46	299	76	Peak	HORIZONTAL

Item 3, 4 are the fundamental frequency at 5290 MHz.

Note: Both antenna polarizations have been tested and only the worst case was recorded in test report.

Channel 106



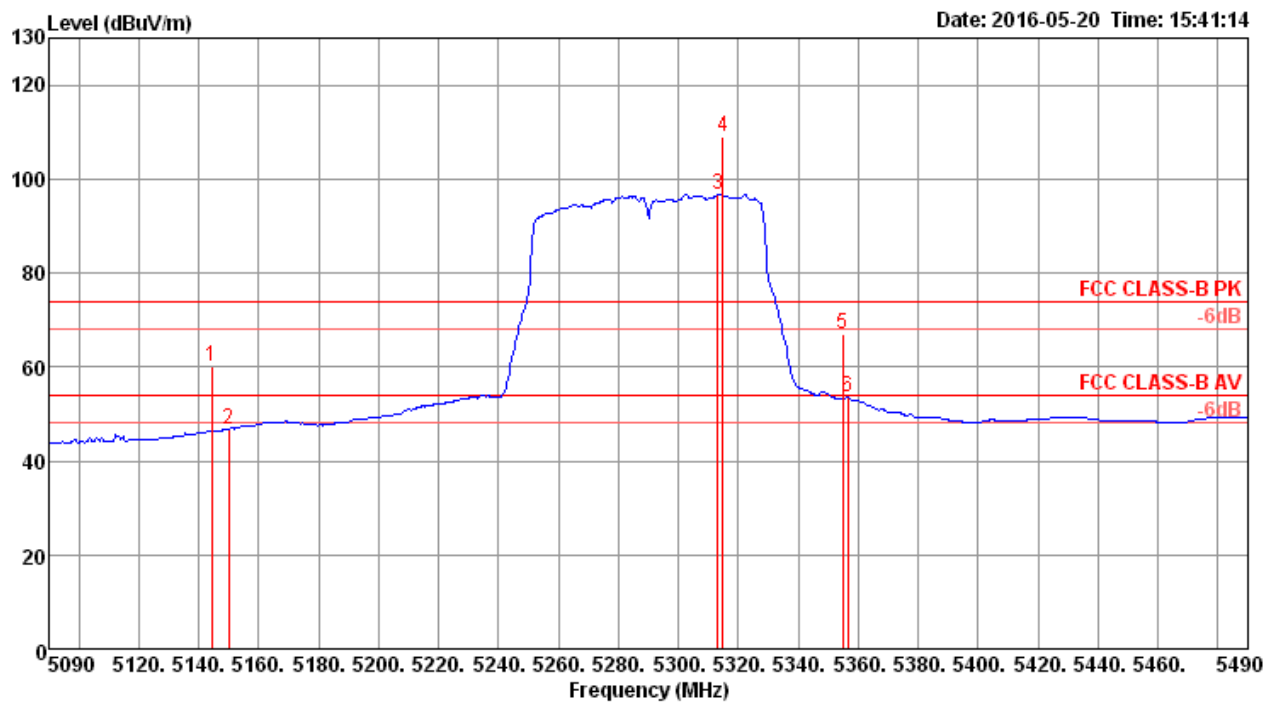
	Freq	Level	Limit	Over	Read	Cable	Antenna	Preamp	A/Pos	T/Pos	Remark	Pol/Phase
	MHz	dBuV/m	dBuV/m	dB	dBuV	dB	dB/m	dB	cm	deg		
1	5454.00	66.78	74.00	-7.22	58.43	10.56	34.23	36.44	100	264	Peak	HORIZONTAL
2	5458.00	53.68	54.00	-0.32	45.33	10.56	34.23	36.44	100	264	Average	HORIZONTAL
3	5463.00	67.12	68.20	-1.08	58.77	10.56	34.23	36.44	100	264	Peak	HORIZONTAL
4	5510.00	99.70			91.16	10.66	34.30	36.42	100	264	Average	HORIZONTAL
5	5513.00	111.76			103.18	10.69	34.31	36.42	100	264	Peak	HORIZONTAL

Item 4, 5 are the fundamental frequency at 5530 MHz.

Note: Both antenna polarizations have been tested and only the worst case was recorded in test report.

Temperature	22°C	Humidity	56%
Test Engineer	Peter Wu & Gary Chu	Configurations	IEEE 802.11ac MCS0/Nss2 VHT80+80 Type 5 / CH 58+122 / Chain 1 + Chain 2 + Chain 3 + Chain 4
Test Mode	Mode 1		

Channel 58

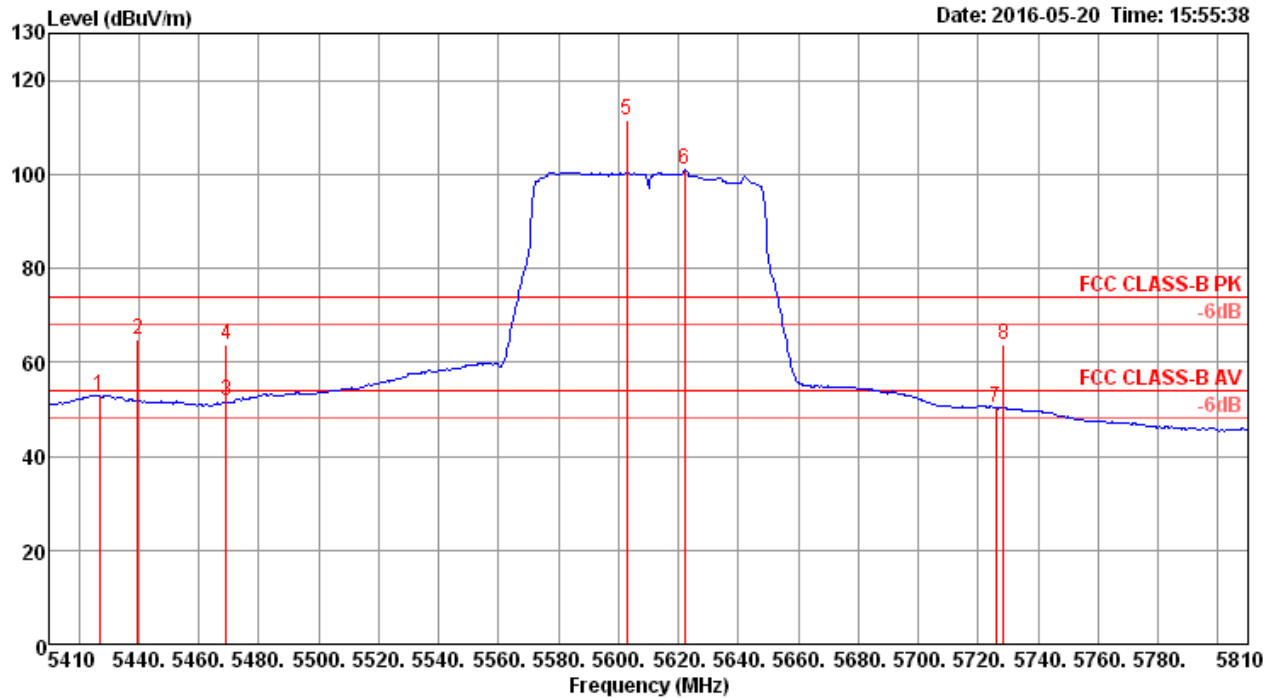


	Freq	Level	Limit Line	Over Limit	Read Level	CableAntenna Loss Factor	Preamp Factor	A/Pos	T/Pos	Remark	Pol/Phase
	MHz	dBuV/m	dBuV/m	dB	dBuV	dB	dB/m	dB	cm	deg	
1	5144.40	60.27	74.00	-13.73	52.60	10.43	33.74	36.50	300	82 Peak	HORIZONTAL
2	5150.00	46.72	54.00	-7.28	39.05	10.43	33.74	36.50	300	82 Average	HORIZONTAL
3	5313.20	96.83			88.85	10.44	34.01	36.47	300	82 Average	HORIZONTAL
4	5314.80	108.82			100.84	10.44	34.01	36.47	300	82 Peak	HORIZONTAL
5	5354.80	67.09	74.00	-6.91	59.04	10.43	34.08	36.46	300	82 Peak	HORIZONTAL
6	5356.40	53.62	54.00	-0.38	45.57	10.43	34.08	36.46	300	82 Average	HORIZONTAL

Item 3, 4 are the fundamental frequency at 5290 MHz.

Note: Both antenna polarizations have been tested and only the worst case was recorded in test report.

Channel 122



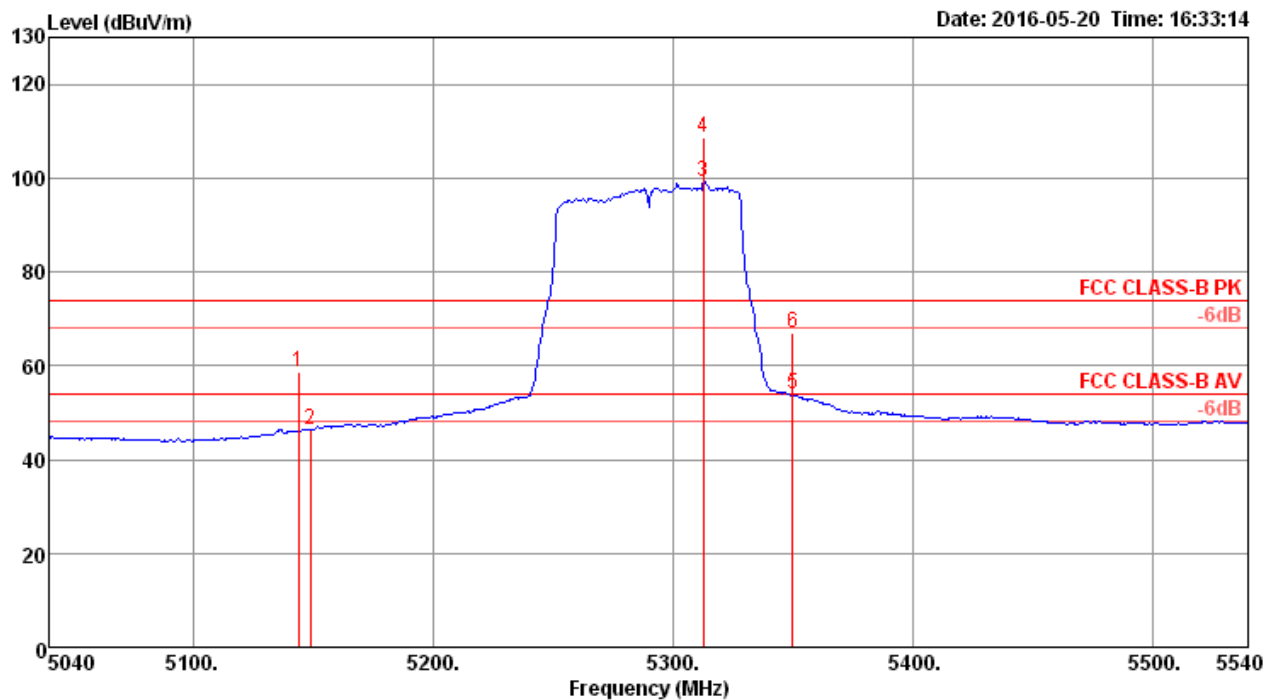
	Freq	Level	Limit	Over	Read	Cable	Antenna	Preamp	A/Pos	T/Pos	Remark	Pol/Phase
	MHz	dBuV/m	dBuV/m	dB	dBuV	dB	dB/m	dB	cm	deg		
1	5426.80	52.93	54.00	-1.07	44.71	10.49	34.18	36.45	285	93	Average	HORIZONTAL
2	5439.60	64.80	74.00	-9.20	56.52	10.52	34.20	36.44	285	93	Peak	HORIZONTAL
3	5469.20	51.72	54.00	-2.28	43.32	10.59	34.25	36.44	285	93	Average	HORIZONTAL
4	5469.20	63.64	74.00	-10.36	55.24	10.59	34.25	36.44	285	93	Peak	HORIZONTAL
5	5602.80	111.38			102.56	10.86	34.36	36.40	285	93	Peak	HORIZONTAL
6	5622.00	101.01			92.19	10.85	34.37	36.40	285	93	Average	HORIZONTAL
7	5726.00	50.39	54.00	-3.61	41.55	10.77	34.44	36.37	285	93	Average	HORIZONTAL
8	5728.40	63.67	74.00	-10.33	54.83	10.77	34.44	36.37	285	93	Peak	HORIZONTAL

Item 5, 6 are the fundamental frequency at 5610 MHz.

Note: Both antenna polarizations have been tested and only the worst case was recorded in test report.

Temperature	22°C	Humidity	56%
Test Engineer	Peter Wu & Gary Chu	Configurations	IEEE 802.11ac MCS0/Nss2 VHT80+80 Type 6 / CH 58+138 / Chain 1 + Chain 2 + Chain 3 + Chain 4
Test Mode	Mode 1		

Channel 58

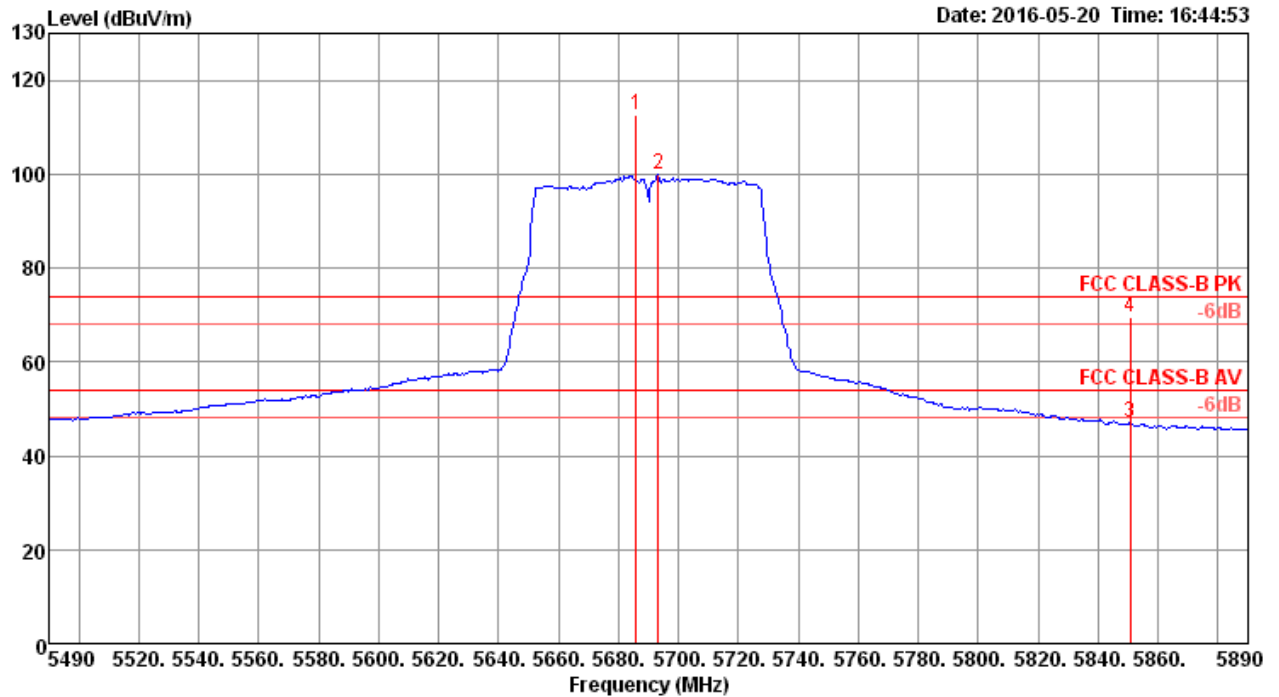


	Freq	Level	Limit	Over	Read	Cable	Antenna	Preamp	A/Pos	T/Pos	Remark	Pol/Phase
	MHz	dBuV/m	dBuV/m	dB	dBuV	dB	dB/m	dB	cm	deg		
1	5144.00	58.49	74.00	-15.51	50.82	10.43	33.74	36.50	286	84	Peak	HORIZONTAL
2	5149.00	46.48	54.00	-7.52	38.81	10.43	33.74	36.50	286	84	Average	HORIZONTAL
3	5313.00	99.28			91.30	10.44	34.01	36.47	286	84	Average	HORIZONTAL
4	5313.00	108.47			100.49	10.44	34.01	36.47	286	84	Peak	HORIZONTAL
5	5350.00	53.80	54.00	-0.20	45.77	10.43	34.06	36.46	286	84	Average	HORIZONTAL
6	5350.00	67.04	74.00	-6.96	59.01	10.43	34.06	36.46	286	84	Peak	HORIZONTAL

Item 3, 4 are the fundamental frequency at 5290 MHz.

Note: Both antenna polarizations have been tested and only the worst case was recorded in test report.

Channel 138



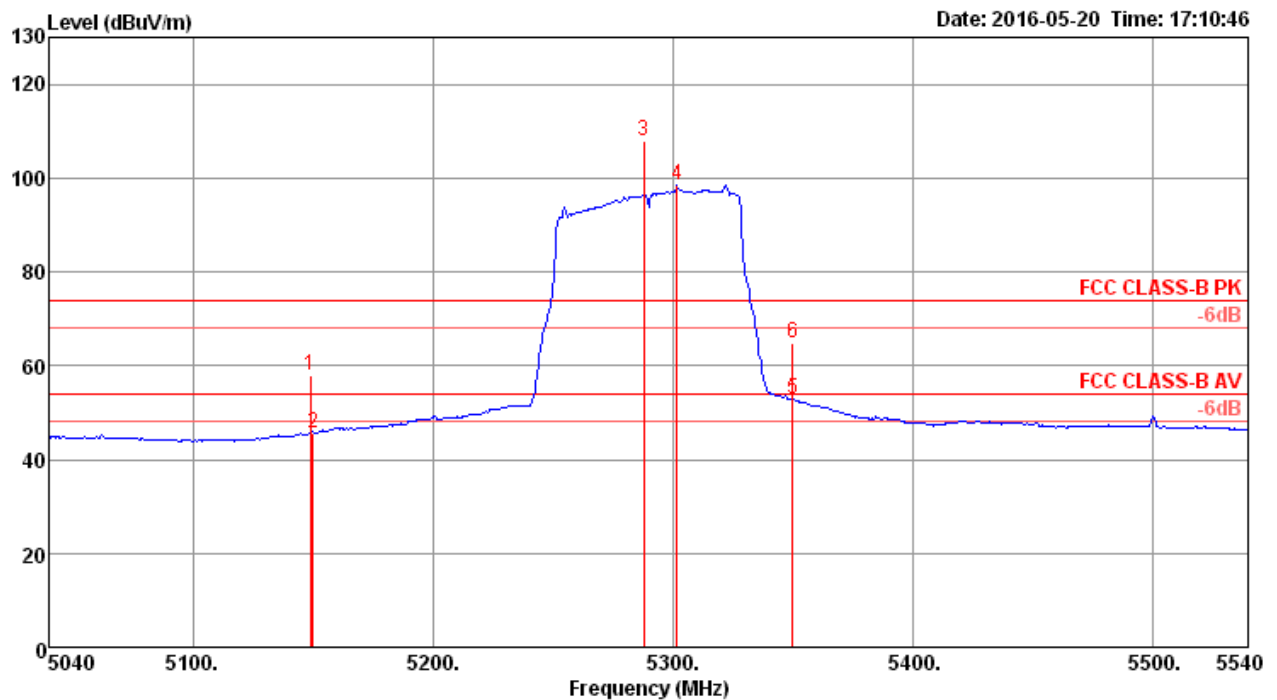
	Freq	Level	Limit	Over	Read	CableAntenna	Preamp	A/Pos	T/Pos	Remark	Pol/Phase
	MHz	dBuV/m	dBuV/m	dB	dBuV	dB	dB/m	dB	cm	deg	
1	5686.00	112.56			103.72	10.81	34.41	36.38	275	95 Peak	HORIZONTAL
2	5693.20	99.80			90.96	10.80	34.42	36.38	275	95 Average	HORIZONTAL
3	5850.80	46.98	54.00	-7.02	37.91	10.90	34.51	36.34	275	95 Average	HORIZONTAL
4	5850.80	69.38	74.00	-4.62	60.31	10.90	34.51	36.34	275	95 Peak	HORIZONTAL

Item 1, 2 are the fundamental frequency at 5690 MHz.

Note: Both antenna polarizations have been tested and only the worst case was recorded in test report.

Temperature	22°C	Humidity	56%
Test Engineer	Peter Wu & Gary Chu	Configurations	IEEE 802.11ac MCS0/Nss2 VHT80+80 Type 7 / CH 58+155 / Chain 1 + Chain 2 + Chain 3 + Chain 4
Test Mode	Mode 1		

Channel 58

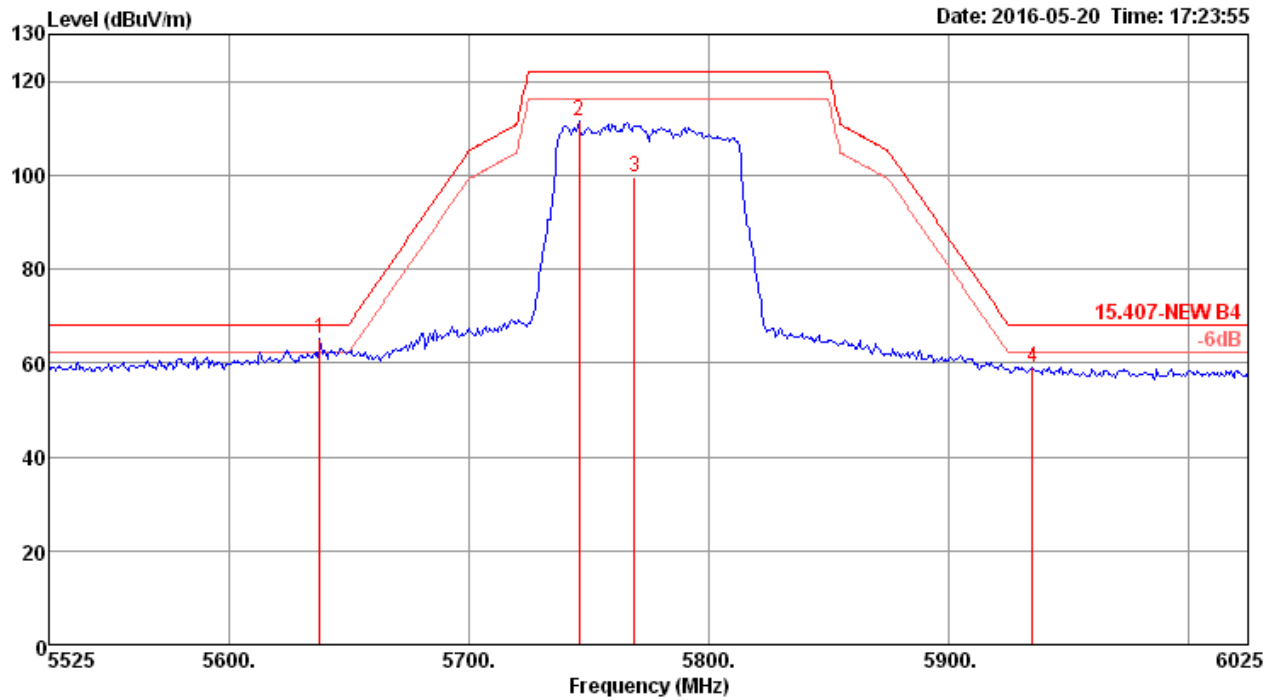


	Freq	Level	Limit	Over	Read	Cable	Antenna	Preamp	A/Pos	T/Pos	Remark	Pol/Phase
	MHz	dBuV/m	dBuV/m	dB	dBuV	dB	dB/m	dB	cm	deg		
1	5149.00	57.85	74.00	-16.15	50.18	10.43	33.74	36.50	298	85	Peak	HORIZONTAL
2	5150.00	45.79	54.00	-8.21	38.12	10.43	33.74	36.50	298	85	Average	HORIZONTAL
3	5288.00	108.01			100.07	10.45	33.96	36.47	298	85	Peak	HORIZONTAL
4	5302.00	98.56			90.60	10.45	33.98	36.47	298	85	Average	HORIZONTAL
5	5350.00	52.78	54.00	-1.22	44.75	10.43	34.06	36.46	298	85	Average	HORIZONTAL
6	5350.00	64.77	74.00	-9.23	56.74	10.43	34.06	36.46	298	85	Peak	HORIZONTAL

Item 3, 4 are the fundamental frequency at 5290 MHz.

Note: Both antenna polarizations have been tested and only the worst case was recorded in test report.

Channel 155



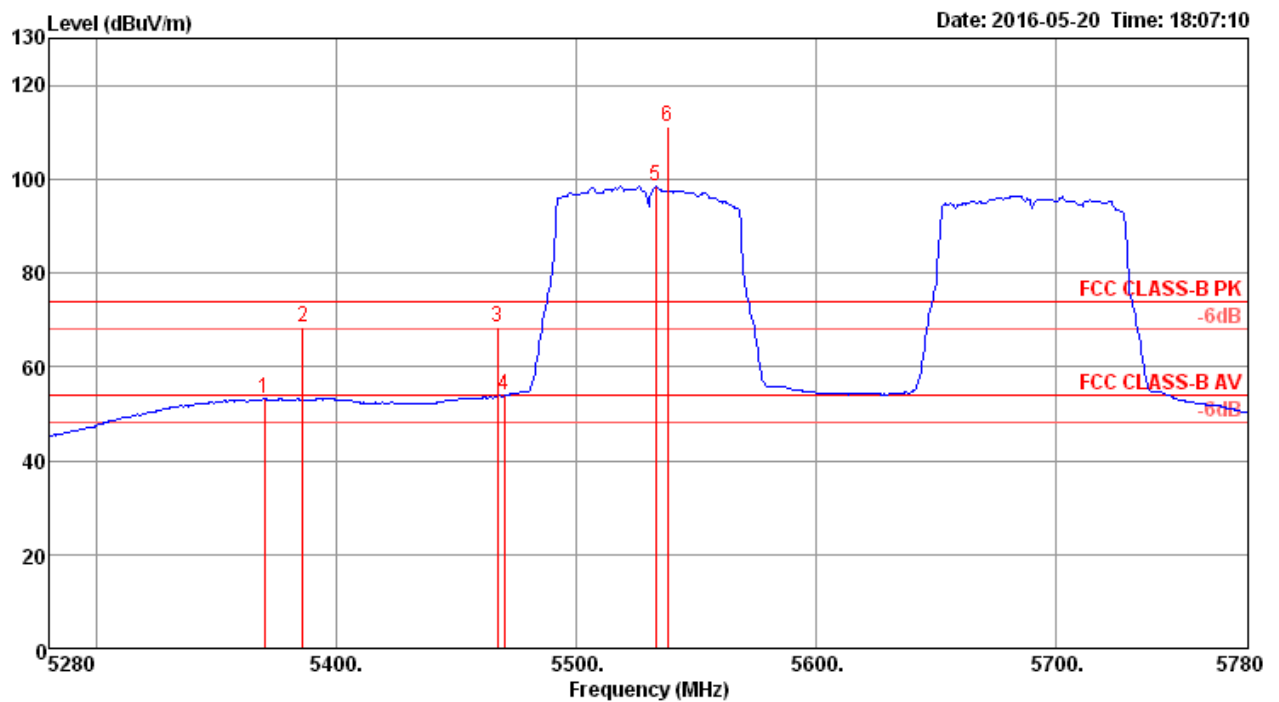
	Freq	Level	Limit	Over	Read	Cable	Antenna	Preamp	A/Pos	T/Pos	Remark	Pol/Phase
	MHz	dBuV/m	dBuV/m	dB	dBuV	dB	dB/m	dB	cm	deg		
1	5638.00	65.35	68.20	-2.85	56.52	10.84	34.38	36.39	284	92	Peak	HORIZONTAL
2	5746.00	111.44			102.59	10.76	34.45	36.36	284	92	Peak	HORIZONTAL
3	5769.00	99.68			90.83	10.75	34.46	36.36	284	92	Average	HORIZONTAL
4	5935.00	59.03	68.20	-9.17	49.60	11.20	34.56	36.33	284	92	Peak	HORIZONTAL

Item 2, 3 are the fundamental frequency at 5775 MHz.

Note: Both antenna polarizations have been tested and only the worst case was recorded in test report.

Temperature	22°C	Humidity	56%
Test Engineer	Peter Wu & Gary Chu	Configurations	IEEE 802.11ac MCS0/Nss2 VHT80+80 Type 8 / CH 106+138 / Chain 1 + Chain 2 + Chain 3 + Chain 4
Test Mode	Mode 1		

Channel 106

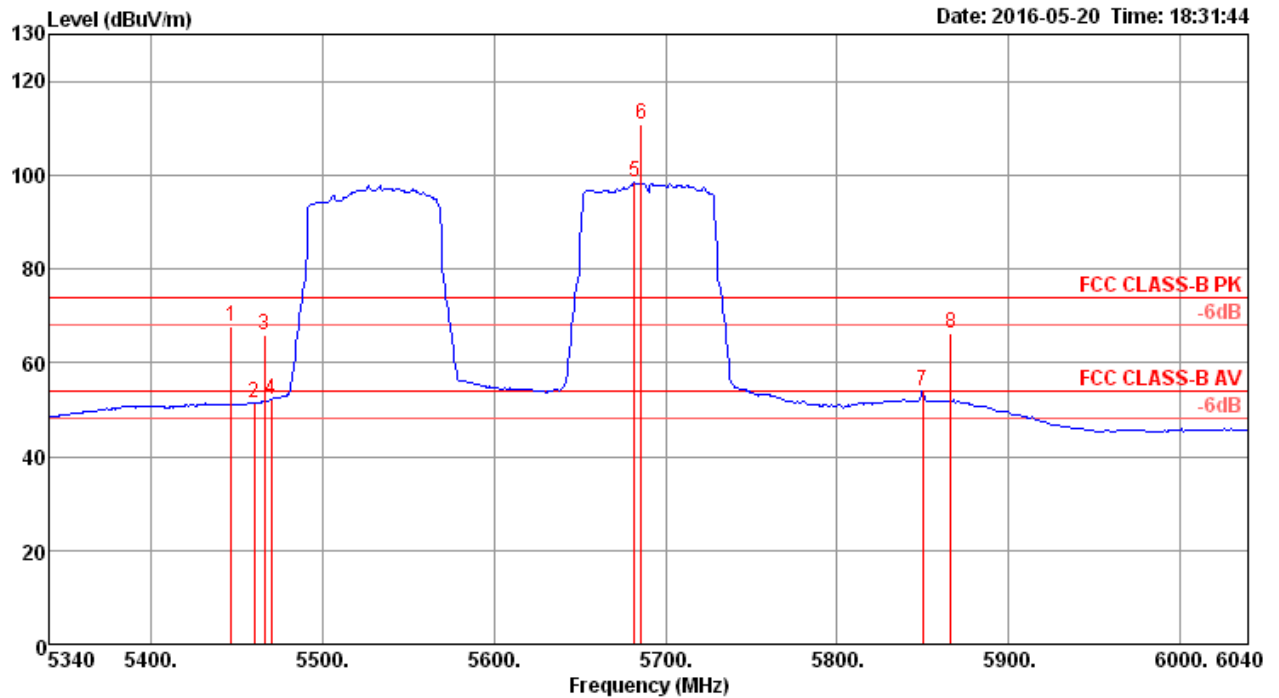


	Freq	Level	Limit	Over	Read	CableAntenna	Preamp	A/Pos	T/Pos	Remark	Pol/Phase
	MHz	dBuV/m	dBuV/m	dB	dBuV	dB	dB/m	dB	cm	deg	
1	5370.00	53.17	54.00	-0.83	45.10	10.42	34.11	36.46	294	85 Average	HORIZONTAL
2	5386.00	68.43	74.00	-5.57	60.33	10.42	34.13	36.45	294	85 Peak	HORIZONTAL
3	5467.00	68.46	74.00	-5.54	60.06	10.59	34.25	36.44	294	85 Peak	HORIZONTAL
4	5470.00	53.93	54.00	-0.07	45.52	10.59	34.25	36.43	294	85 Average	HORIZONTAL
5	5533.00	98.65			90.03	10.72	34.32	36.42	294	85 Average	HORIZONTAL
6	5538.00	111.12			102.50	10.72	34.32	36.42	294	85 Peak	HORIZONTAL

Item 5, 6 are the fundamental frequency at 5530 MHz.

Note: Both antenna polarizations have been tested and only the worst case was recorded in test report.

Channel 138



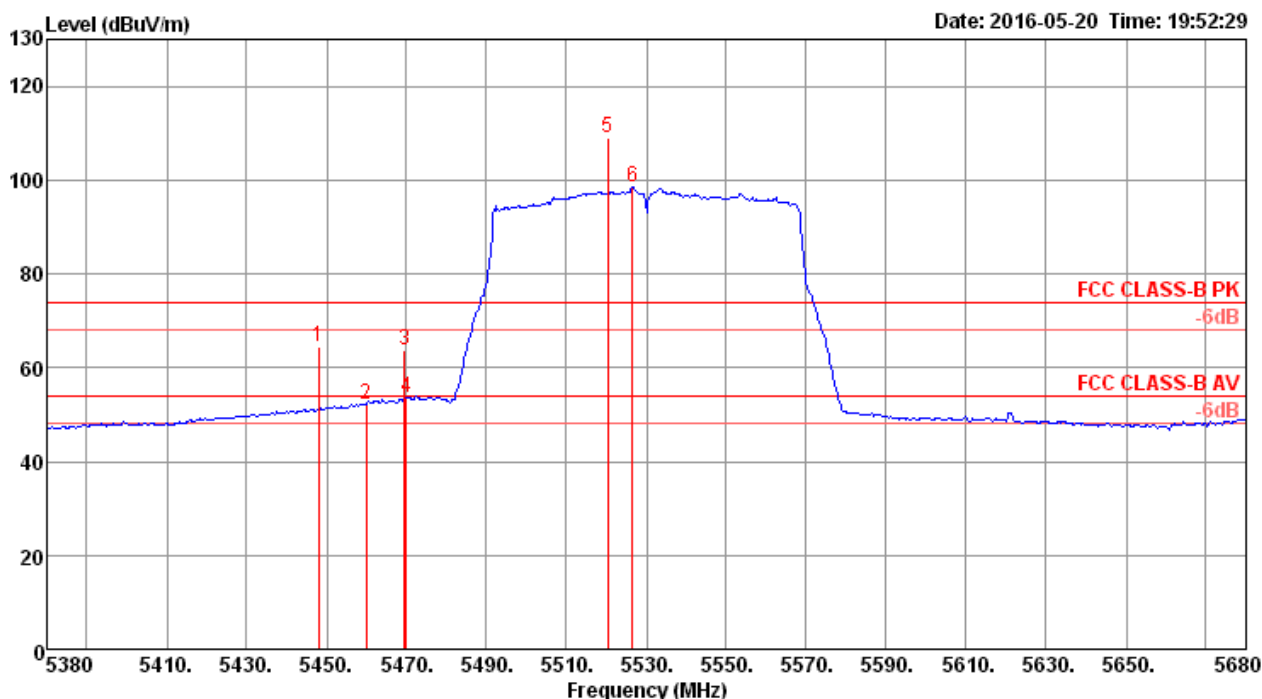
	Freq	Level	Limit	Over	Read	Cable	Antenna	Preamp	A/Pos	T/Pos	Remark	Pol/Phase
	MHz	dBuV/m	dBuV/m	dB	dBuV	dB	dB/m	dB	cm	deg		
1	5446.40	67.66	74.00	-6.34	59.38	10.52	34.20	36.44	278	90	Peak	HORIZONTAL
2	5460.00	51.40	54.00	-2.60	43.05	10.56	34.23	36.44	278	90	Average	HORIZONTAL
3	5465.80	66.04	74.00	-7.96	57.64	10.59	34.25	36.44	278	90	Peak	HORIZONTAL
4	5470.00	52.24	54.00	-1.76	43.83	10.59	34.25	36.43	278	90	Average	HORIZONTAL
5	5681.60	98.32			89.48	10.81	34.41	36.38	278	90	Average	HORIZONTAL
6	5685.80	110.84			102.00	10.81	34.41	36.38	278	90	Peak	HORIZONTAL
7	5850.00	53.87	54.00	-0.13	44.80	10.90	34.51	36.34	278	90	Average	HORIZONTAL
8	5866.40	66.13	74.00	-7.87	56.99	10.96	34.52	36.34	278	90	Peak	HORIZONTAL

Item 5, 6 are the fundamental frequency at 5690 MHz.

Note: Both antenna polarizations have been tested and only the worst case was recorded in test report.

Temperature	22°C	Humidity	56%
Test Engineer	Peter Wu & Gary Chu	Configurations	IEEE 802.11ac MCS0/Nss2 VHT80+80 Type 9 / CH 106+155 / Chain 1 + Chain 2 + Chain 3 + Chain 4
Test Mode	Mode 1		

Channel 106

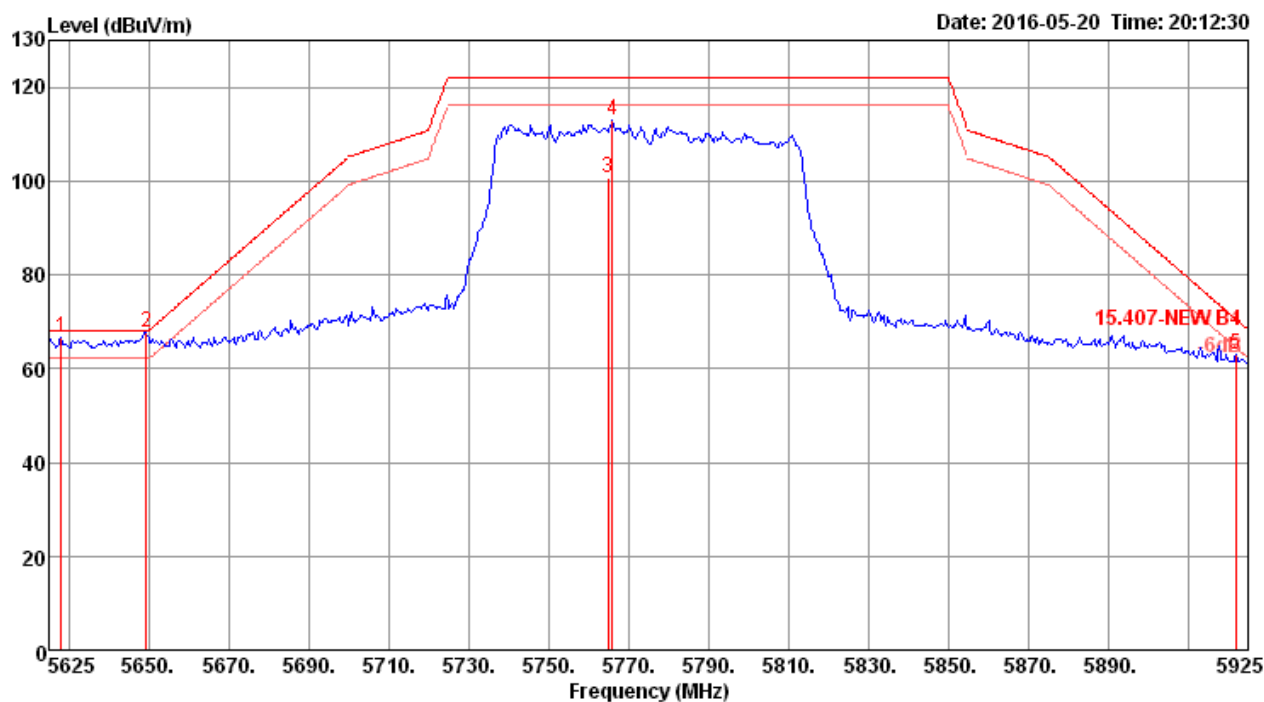


	Freq	Level	Limit	Over	Read	Cable	Antenna	Preamp	A/Pos	T/Pos	Remark	Pol/Phase
	MHz	dBuV/m	dBuV/m	dB	dBuV	dB	dB/m	dB	cm	deg		
1	5448.00	64.41	74.00	-9.59	56.06	10.56	34.23	36.44	291	78	Peak	HORIZONTAL
2	5460.00	52.16	54.00	-1.84	43.81	10.56	34.23	36.44	291	78	Average	HORIZONTAL
3	5469.40	63.68	74.00	-10.32	55.28	10.59	34.25	36.44	291	78	Peak	HORIZONTAL
4	5470.00	53.46	54.00	-0.54	45.05	10.59	34.25	36.43	291	78	Average	HORIZONTAL
5	5520.40	108.89			100.31	10.69	34.31	36.42	291	78	Peak	HORIZONTAL
6	5526.40	98.40			89.82	10.69	34.31	36.42	291	78	Average	HORIZONTAL

Item 5, 6 are the fundamental frequency at 5530 MHz.

Note: Both antenna polarizations have been tested and only the worst case was recorded in test report.

Channel 155



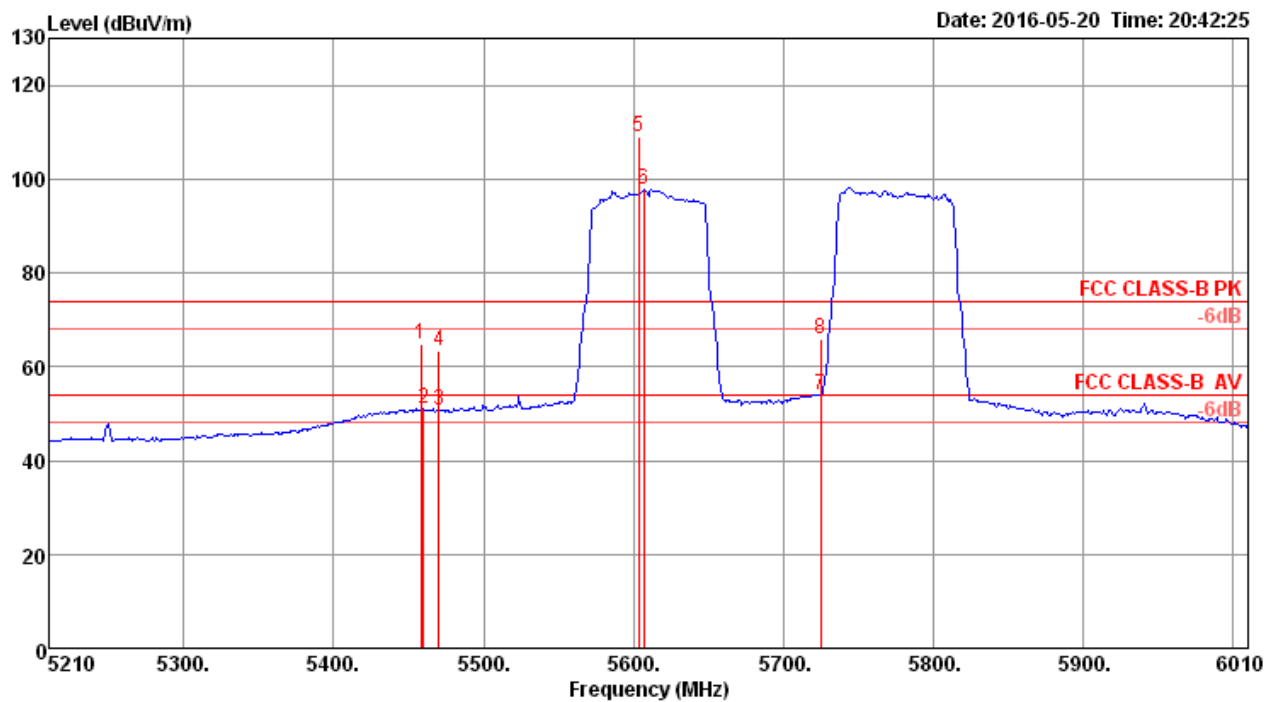
	Freq	Level	Limit	Over	Read	CableAntenna	Preamp	A/Pos	T/Pos	Remark	Pol/Phase
	MHz	dBuV/m	dBuV/m	dB	dBuV	dB	dB/m	dB	cm	deg	
1	5628.00	66.62	68.20	-1.58	57.80	10.84	34.38	36.40	284	93 Peak	HORIZONTAL
2	5649.30	67.73	68.20	-0.47	58.90	10.83	34.39	36.39	284	93 Peak	HORIZONTAL
3	5764.80	100.70			91.85	10.75	34.46	36.36	284	93 Average	HORIZONTAL
4	5766.00	112.85			104.00	10.75	34.46	36.36	284	93 Peak	HORIZONTAL
5	5922.00	62.87	70.41	-7.54	53.51	11.14	34.55	36.33	284	93 Peak	HORIZONTAL

Item 3, 4 are the fundamental frequency at 5775 MHz.

Note: Both antenna polarizations have been tested and only the worst case was recorded in test report.

Temperature	22°C	Humidity	56%
Test Engineer	Peter Wu & Gary Chu	Configurations	IEEE 802.11ac MCS0/Nss2 VHT80+80 Type 10 / CH 122+155 / Chain 1 + Chain 2 + Chain 3 + Chain 4
Test Mode	Mode 1		

Channel 122

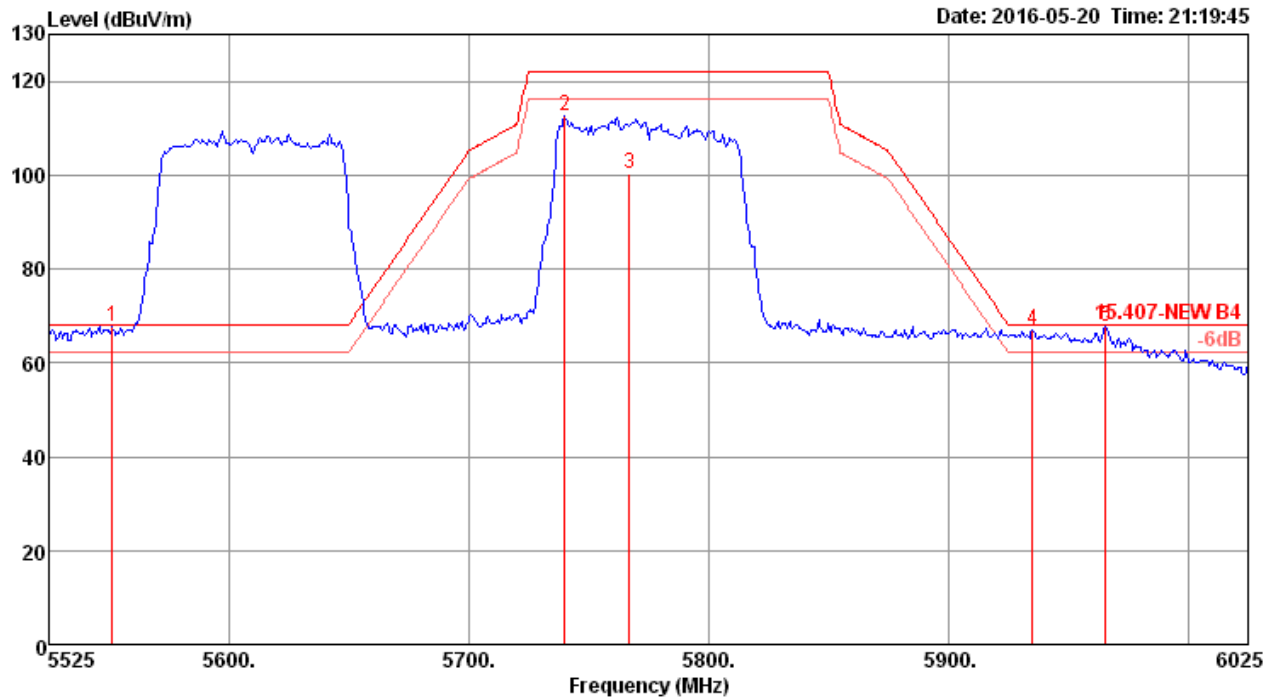


	Freq	Level	Limit	Over	Read	Cable	Antenna	Preamp	A/Pos	T/Pos	Remark	Pol/Phase
	MHz	dBuV/m	dBuV/m	dB	dBuV	dB	dB/m	dB	cm	deg		
1	5458.40	64.90	74.00	-9.10	56.55	10.56	34.23	36.44	285	86	Peak	HORIZONTAL
2	5460.00	50.88	54.00	-3.12	42.53	10.56	34.23	36.44	285	86	Average	HORIZONTAL
3	5470.00	50.72	54.00	-3.28	42.31	10.59	34.25	36.43	285	86	Average	HORIZONTAL
4	5470.00	63.30	74.00	-10.70	54.89	10.59	34.25	36.43	285	86	Peak	HORIZONTAL
5	5603.60	108.85			100.03	10.86	34.36	36.40	285	86	Peak	HORIZONTAL
6	5606.80	97.78			88.96	10.86	34.36	36.40	285	86	Average	HORIZONTAL
7	5725.00	53.90	54.00	-0.10	45.06	10.77	34.44	36.37	285	86	Average	HORIZONTAL
8	5725.00	65.97	74.00	-8.03	57.13	10.77	34.44	36.37	285	86	Peak	HORIZONTAL

Item 5, 6 are the fundamental frequency at 5610 MHz.

Note: Both antenna polarizations have been tested and only the worst case was recorded in test report.

Channel 155



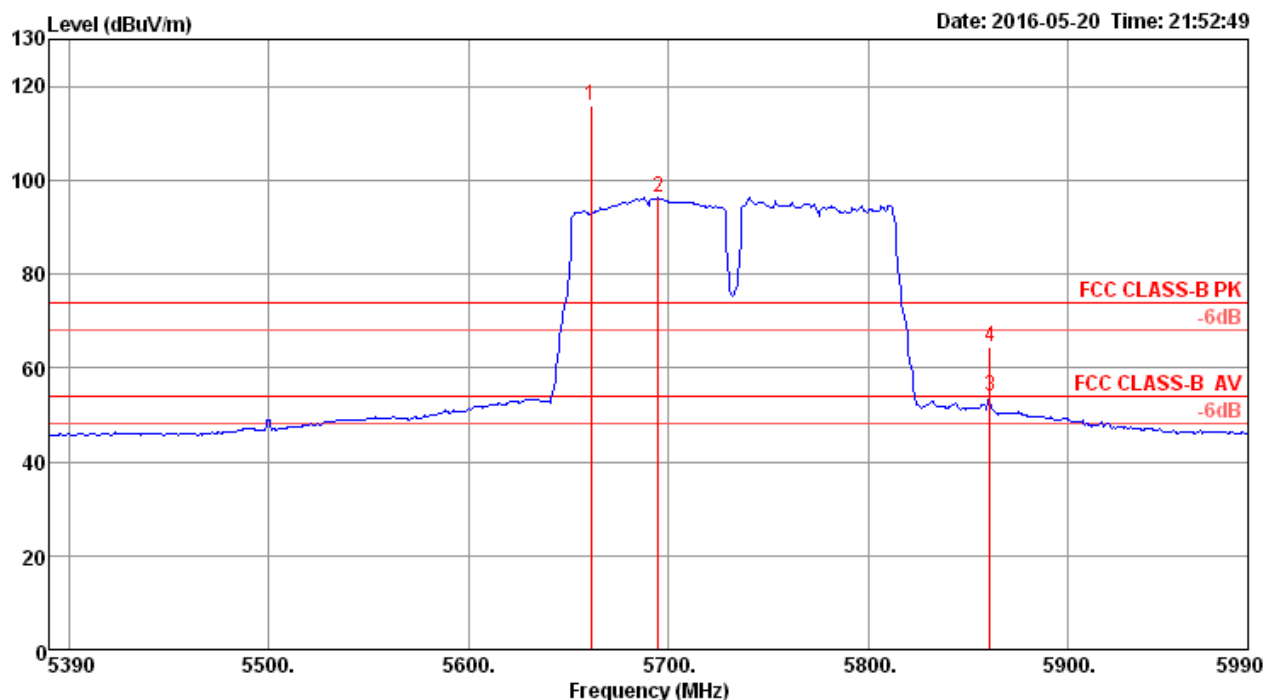
	Freq	Level	Limit	Over	Read	CableAntenna	Preamp	A/Pos	T/Pos	Remark	Pol/Phase
	MHz	dBuV/m	dBuV/m	dB	dBuV	dB	dB/m	dB	cm	deg	
1	5551.50	67.58	68.20	-0.62	58.91	10.76	34.33	36.42	285	100 Peak	HORIZONTAL
2	5740.00	112.57			103.73	10.76	34.45	36.37	285	100 Peak	HORIZONTAL
3	5767.00	100.48			91.63	10.75	34.46	36.36	285	100 Average	HORIZONTAL
4	5935.00	66.96	68.20	-1.24	57.53	11.20	34.56	36.33	285	100 Peak	HORIZONTAL
5	5965.50	67.74	68.20	-0.46	58.17	11.31	34.58	36.32	285	100 Peak	HORIZONTAL

Item 2, 3 are the fundamental frequency at 5775 MHz.

Note: Both antenna polarizations have been tested and only the worst case was recorded in test report.

Temperature	22°C	Humidity	56%
Test Engineer	Peter Wu & Gary Chu	Configurations	IEEE 802.11ac MCS0/Nss2 VHT80+80 Type 11 / CH 138+155 / Chain 1 + Chain 2 + Chain 3 + Chain 4
Test Mode	Mode 1		

Channel 138

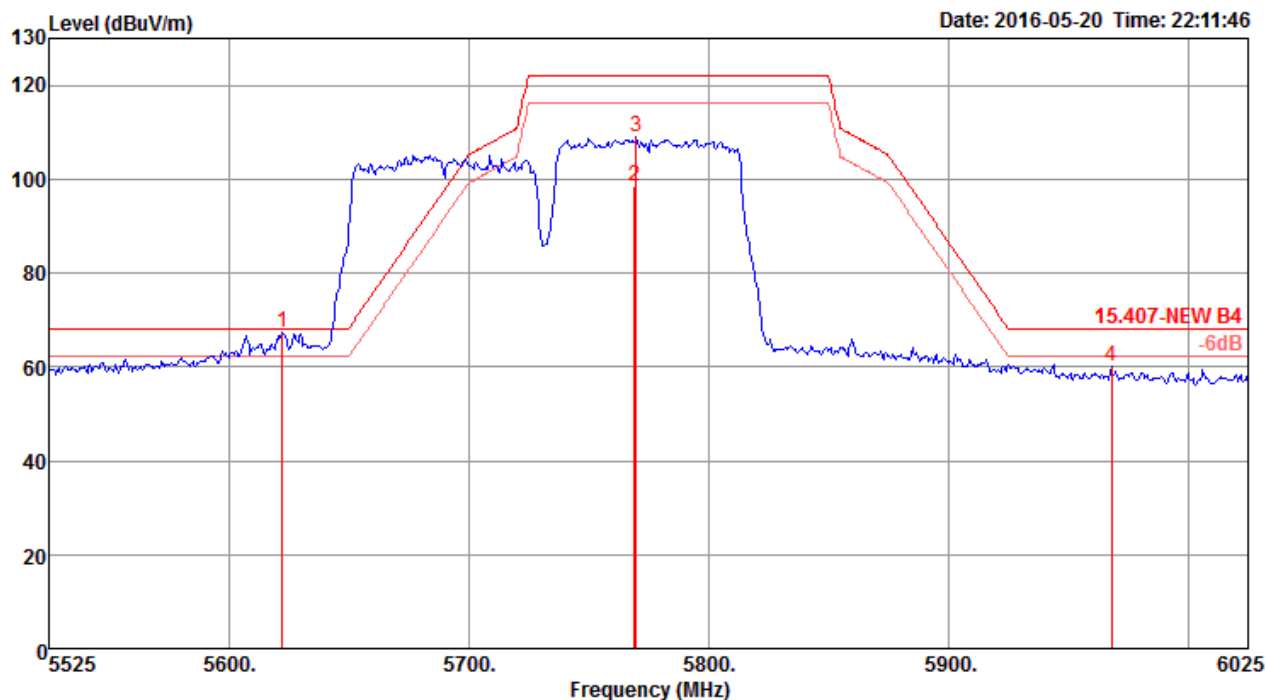


	Freq	Level	Limit	Over	Read	Cable	Antenna	Preamp	A/Pos	T/Pos	Remark	Pol/Phase
	MHz	dBuV/m	Line	Limit	Level	Loss	Factor	Factor	cm	deg		
1	5661.20	115.91			107.08	10.82	34.40	36.39	278	88	Peak	HORIZONTAL
2	5694.80	96.22			87.38	10.80	34.42	36.38	278	88	Average	HORIZONTAL
3	5860.80	53.86	54.00	-0.14	44.72	10.96	34.52	36.34	278	88	Average	HORIZONTAL
4	5860.80	64.63	74.00	-9.37	55.49	10.96	34.52	36.34	278	88	Peak	HORIZONTAL

Item 1, 2 are the fundamental frequency at 5690 MHz.

Note: Both antenna polarizations have been tested and only the worst case was recorded in test report.

Channel 155



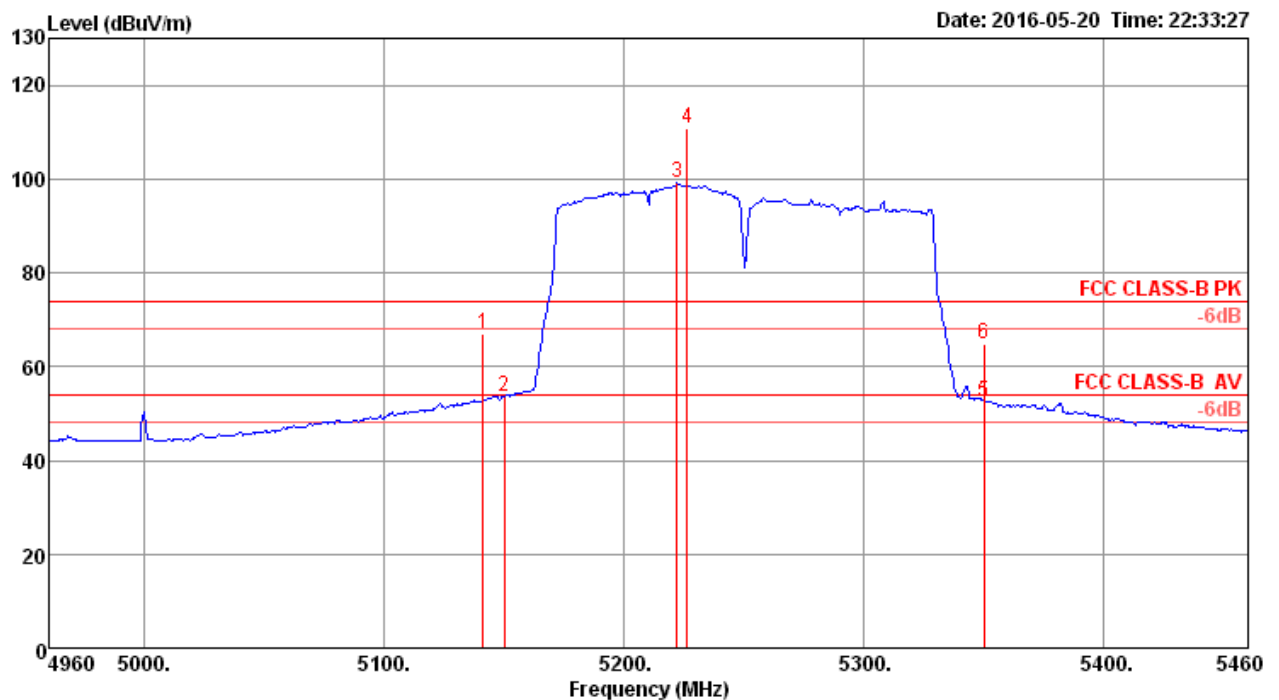
	Freq	Level	Limit Line	Over Limit	Read Level	CableAntenna Loss	Preamp Factor	A/Pos	T/Pos	Remark	Pol/Phase
	MHz	dBuV/m	dBuV/m	dB	dBuV	dB	dB/m	dB	cm	deg	
1	5622.50	67.41	68.20	-0.79	58.59	10.85	34.37	36.40	283	99 Peak	HORIZONTAL
2	5769.00	98.43			89.58	10.75	34.46	36.36	283	99 Average	HORIZONTAL
3	5770.00	109.07			100.22	10.75	34.46	36.36	283	99 Peak	HORIZONTAL
4	5968.00	60.27	68.20	-7.93	50.70	11.31	34.58	36.32	283	99 Peak	HORIZONTAL

Item 2, 3 are the fundamental frequency at 5775 MHz.

Note: Both antenna polarizations have been tested and only the worst case was recorded in test report.

Temperature	22°C	Humidity	56%
Test Engineer	Peter Wu & Gary Chu	Configurations	IEEE 802.11ac MCS0/Nss2 VHT80+80 Type 12 / CH 42+58 / Chain 1 + Chain 2 + Chain 3 + Chain 4
Test Mode	Mode 1		

Channel 42

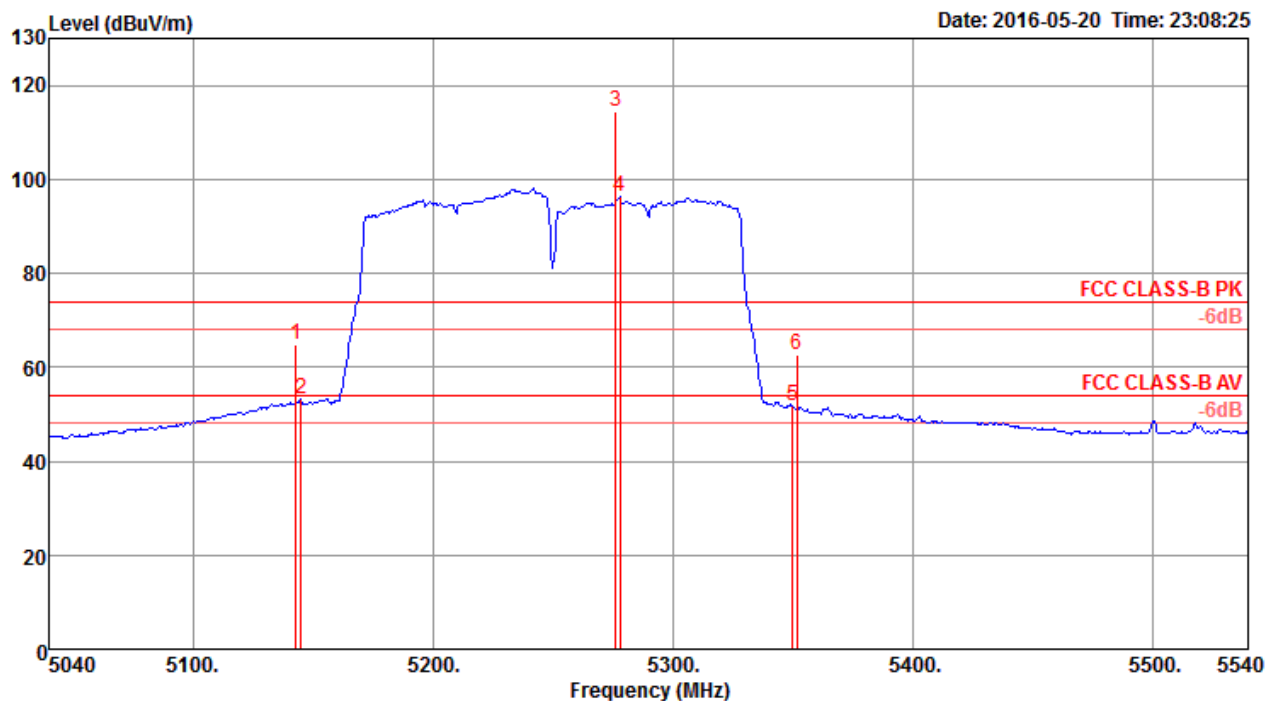


	Freq	Level	Limit	Over	Read	CableAntenna	Preamp	A/Pos	T/Pos	Remark	Pol/Phase
	MHz	dBuV/m	dBuV/m	dB	dBuV	dB	dB/m	dB	cm	deg	
1	5141.00	67.11	74.00	-6.89	59.47	10.42	33.72	36.50	293	86 Peak	HORIZONTAL
2	5150.00	53.69	54.00	-0.31	46.02	10.43	33.74	36.50	293	86 Average	HORIZONTAL
3	5222.00	99.06			91.22	10.47	33.86	36.49	293	86 Average	HORIZONTAL
4	5226.00	110.98			103.13	10.47	33.86	36.48	293	86 Peak	HORIZONTAL
5	5350.00	52.54	54.00	-1.46	44.51	10.43	34.06	36.46	293	86 Average	HORIZONTAL
6	5350.00	64.98	74.00	-9.02	56.95	10.43	34.06	36.46	293	86 Peak	HORIZONTAL

Item 3, 4 are the fundamental frequency at 5210 MHz.

Note: Both antenna polarizations have been tested and only the worst case was recorded in test report.

Channel 58



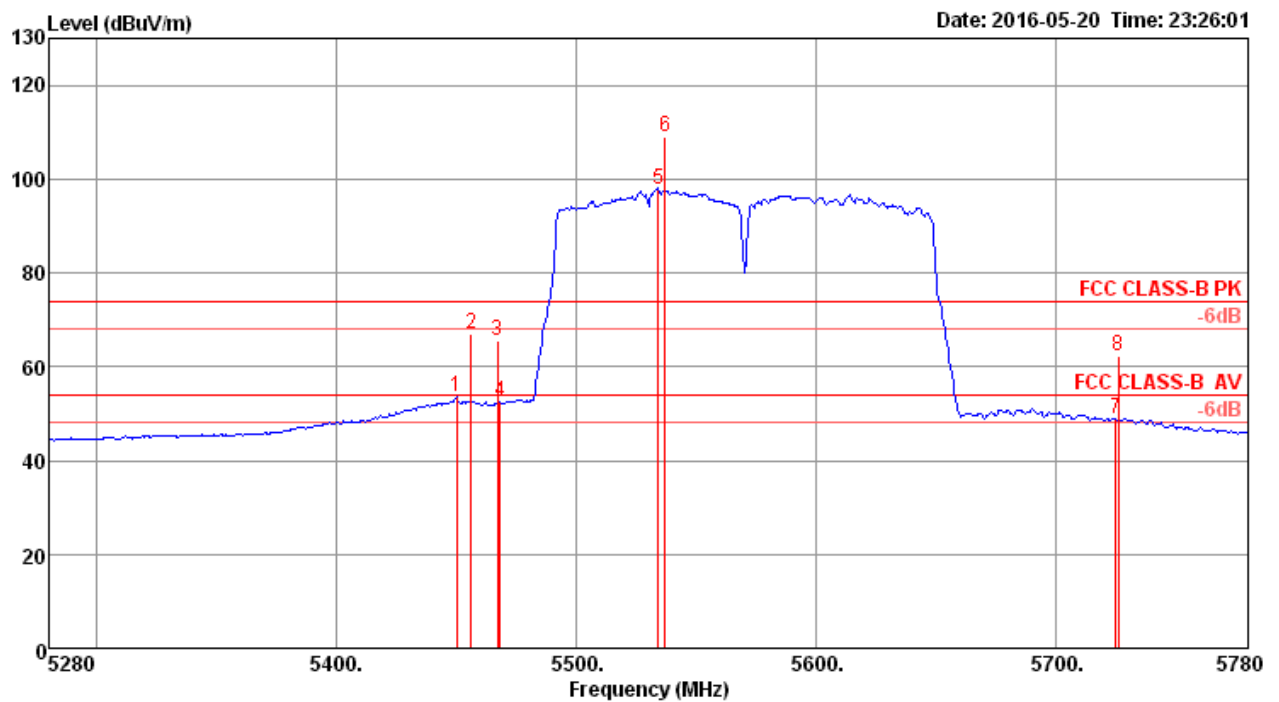
	Freq	Level	Limit	Over	Read	CableAntenna	Preamp	A/Pos	T/Pos	Remark	Pol/Phase
	MHz	dBuV/m	dBuV/m	dB	dBuV	dB	dB/m	dB	cm	deg	
1	5143.00	64.84	74.00	-9.16	57.17	10.43	33.74	36.50	289	90 Peak	HORIZONTAL
2	5145.00	53.15	54.00	-0.85	45.48	10.43	33.74	36.50	289	90 Average	HORIZONTAL
3	5276.34	114.40			106.47	10.46	33.94	36.47	289	90 Peak	HORIZONTAL
4	5278.00	96.42			88.48	10.45	33.96	36.47	289	90 Peak	HORIZONTAL
5	5350.00	51.65	54.00	-2.35	43.62	10.43	34.06	36.46	289	90 Average	HORIZONTAL
6	5352.00	62.51	74.00	-11.49	54.48	10.43	34.06	36.46	289	90 Peak	HORIZONTAL

Item 3, 4 are the fundamental frequency at 5290 MHz.

Note: Both antenna polarizations have been tested and only the worst case was recorded in test report.

Temperature	22°C	Humidity	56%
Test Engineer	Peter Wu & Gary Chu	Configurations	IEEE 802.11ac MCS0/Nss2 VHT80+80 Type 13 / CH 106+122 / Chain 1 + Chain 2 + Chain 3 + Chain 4
Test Mode	Mode 1		

Channel 106

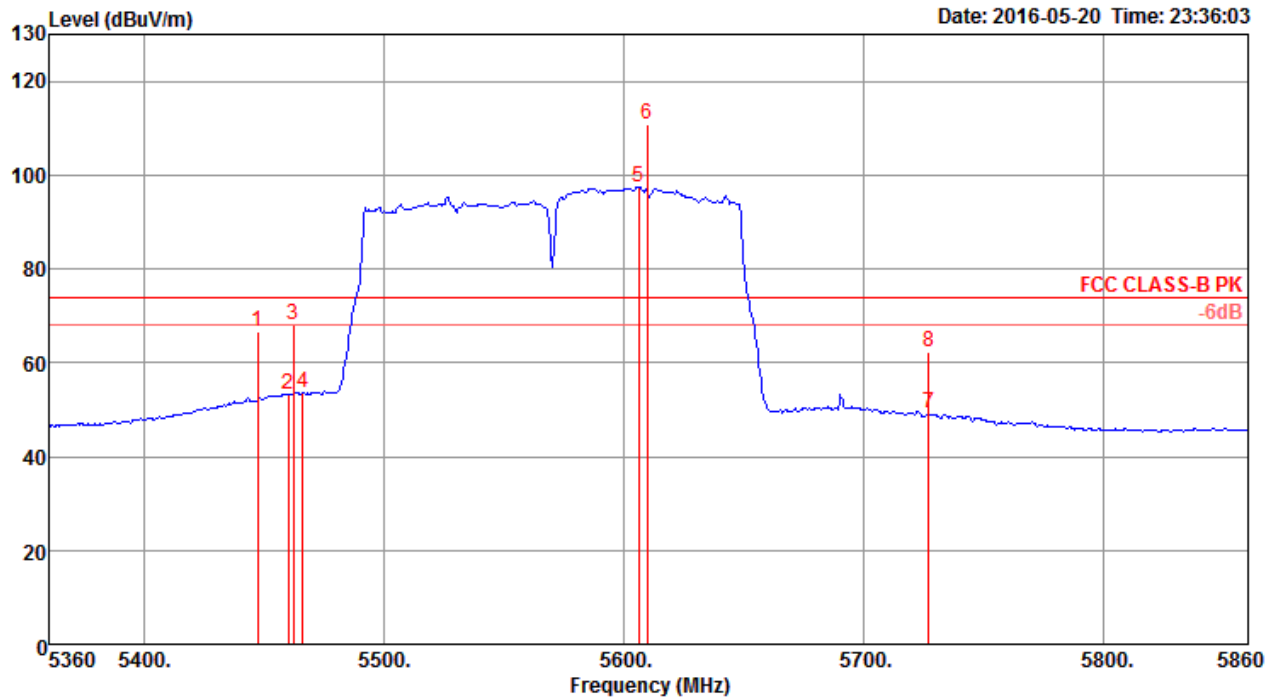


	Freq	Level	Limit	Over	Read	CableAntenna	Preamp	A/Pos	T/Pos	Remark	Pol/Phase
	MHz	dBuV/m	dBuV/m	dB	dBuV	dB	dB/m	dB	cm	deg	
1	5450.00	53.45	54.00	-0.55	45.10	10.56	34.23	36.44	289	90 Average	HORIZONTAL
2	5456.00	67.00	74.00	-7.00	58.65	10.56	34.23	36.44	289	90 Peak	HORIZONTAL
3	5467.00	65.65	74.00	-8.35	57.25	10.59	34.25	36.44	289	90 Peak	HORIZONTAL
4	5468.00	52.38	54.00	-1.62	43.98	10.59	34.25	36.44	289	90 Average	HORIZONTAL
5	5534.00	97.95			89.33	10.72	34.32	36.42	289	90 Average	HORIZONTAL
6	5537.00	109.08			100.46	10.72	34.32	36.42	289	90 Peak	HORIZONTAL
7	5725.00	48.88	54.00	-5.12	40.04	10.77	34.44	36.37	289	90 Average	HORIZONTAL
8	5726.00	62.46	74.00	-11.54	53.62	10.77	34.44	36.37	289	90 Peak	HORIZONTAL

Item 5, 6 are the fundamental frequency at 5530 MHz.

Note: Both antenna polarizations have been tested and only the worst case was recorded in test report.

Channel 122



	Freq	Level	Limit	Over	Read	CableAntenna	Preamp	A/Pos	T/Pos	Remark	Pol/Phase
	MHz	dBuV/m	dBuV/m	dB	dBuV	dB	dB/m	dB	cm	deg	
1	5447.00	66.65	74.00	-7.35	58.37	10.52	34.20	36.44	286	97 Peak	HORIZONTAL
2	5460.00	53.35	54.00	-0.65	45.00	10.56	34.23	36.44	286	97 Average	HORIZONTAL
3	5462.00	67.99	74.00	-6.01	59.64	10.56	34.23	36.44	286	97 Peak	HORIZONTAL
4	5466.00	53.65	54.00	-0.35	45.25	10.59	34.25	36.44	286	97 Average	HORIZONTAL
5	5606.00	97.40			88.58	10.86	34.36	36.40	286	97 Average	HORIZONTAL
6	5609.52	110.99			102.17	10.85	34.37	36.40	286	97 Peak	HORIZONTAL
7	5727.00	49.22	54.00	-4.78	40.38	10.77	34.44	36.37	286	97 Average	HORIZONTAL
8	5727.00	62.23	74.00	-11.77	53.39	10.77	34.44	36.37	286	97 Peak	HORIZONTAL

Item 5, 6 are the fundamental frequency at 5610 MHz.

Note: Both antenna polarizations have been tested and only the worst case was recorded in test report.

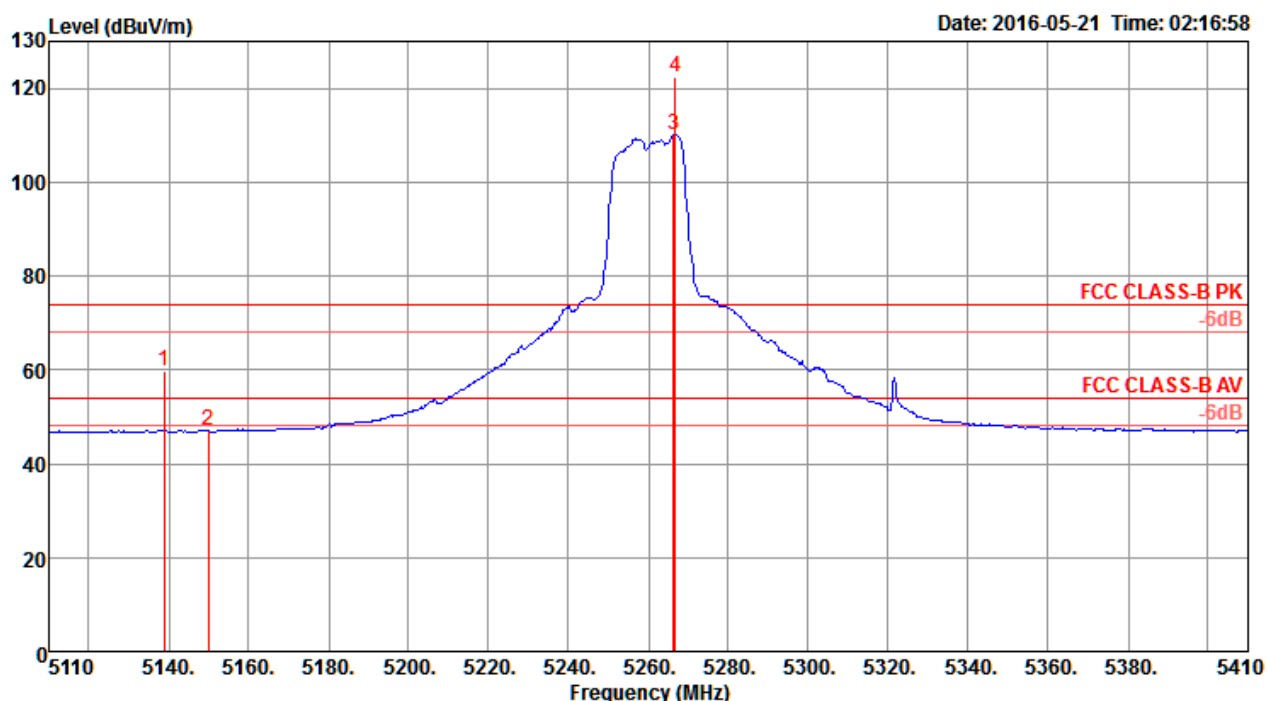
Note:

Emission level (dBuV/m) = 20 log Emission level (uV/m)

Corrected Reading: Antenna Factor + Cable Loss + Read Level - Preamp Factor = Level

Temperature	22°C	Humidity	56%
Test Engineer	Peter Wu & Gary Chu	Configurations	IEEE 802.11ac MCS0/Nss1 VHT20 CH 52, 60, 64 / Chain 1 + Chain 2 + Chain 3 + Chain 4
Test Mode	Mode 2		

Channel 52

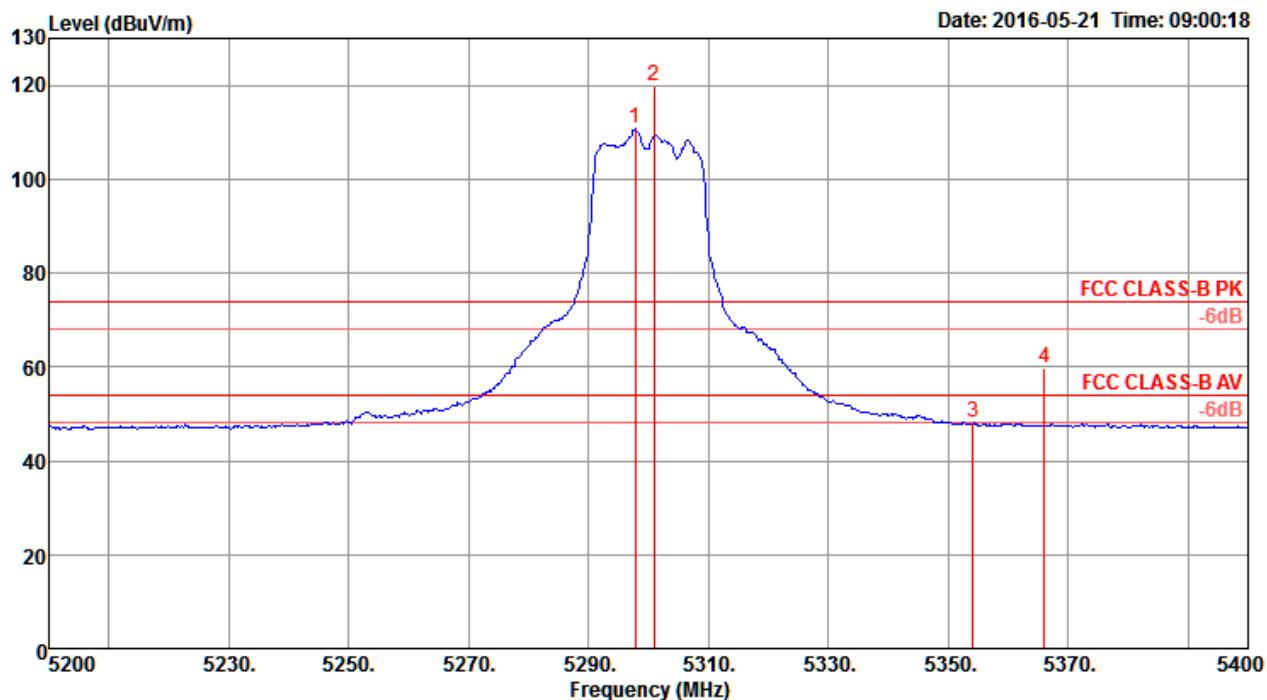


	Freq	Level	Limit	Over	Read	CableAntenna	Preamp	T/Pos	A/Pos	Remark	Pol/Phase
	MHz	dBuV/m	dBuV/m	dB	dBuV	dB	dB/m	dB	deg	cm	
1	5138.85	59.74	74.00	-14.26	53.04	7.88	33.29	34.47	359	183 Peak	HORIZONTAL
2	5150.00	47.08	54.00	-6.92	40.34	7.90	33.31	34.47	359	183 Average	HORIZONTAL
3	5266.25	110.14			103.20	7.93	33.48	34.47	359	183 Average	HORIZONTAL
4	5266.73	122.30			115.36	7.93	33.48	34.47	359	183 Peak	HORIZONTAL

Item 3, 4 are the fundamental frequency at 5260 MHz.

Note: Both antenna polarizations have been tested and only the worst case was recorded in test report.

Channel 60

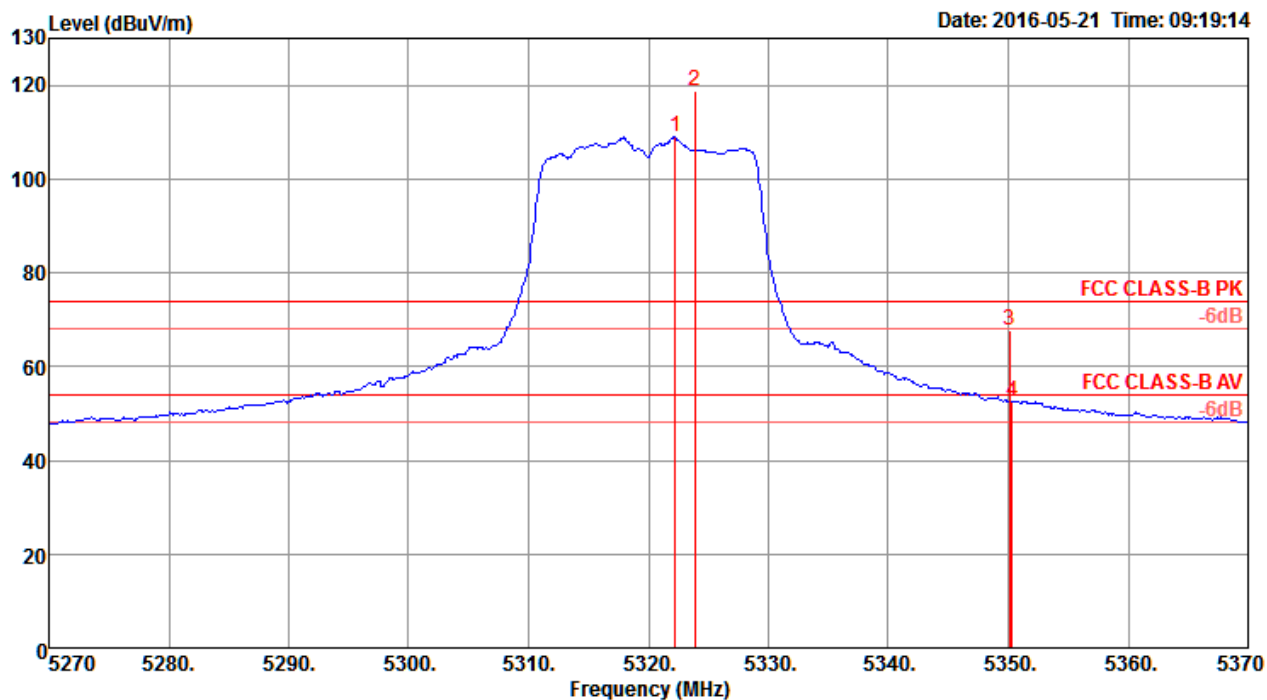


	Freq	Level	Limit	Over	Read	Cable	Antenna	Preamp	T/Pos	A/Pos	Remark	Pol/Phase
	MHz	dBuV/m	dBuV/m	dB	dBuV	dB	dB/m	dB	deg	cm		
1	5297.76	110.86			103.90	7.91	33.52	34.47	348	155	Average	HORIZONTAL
2	5300.96	119.91			112.95	7.91	33.52	34.47	348	155	Peak	HORIZONTAL
3	5354.17	48.17	54.00	-5.83	41.15	7.88	33.61	34.47	348	155	Average	HORIZONTAL
4	5366.03	59.86	74.00	-14.14	52.84	7.88	33.61	34.47	348	155	Peak	HORIZONTAL

Item 1, 2 are the fundamental frequency at 5300 MHz.

Note: Both antenna polarizations have been tested and only the worst case was recorded in test report.

Channel 64



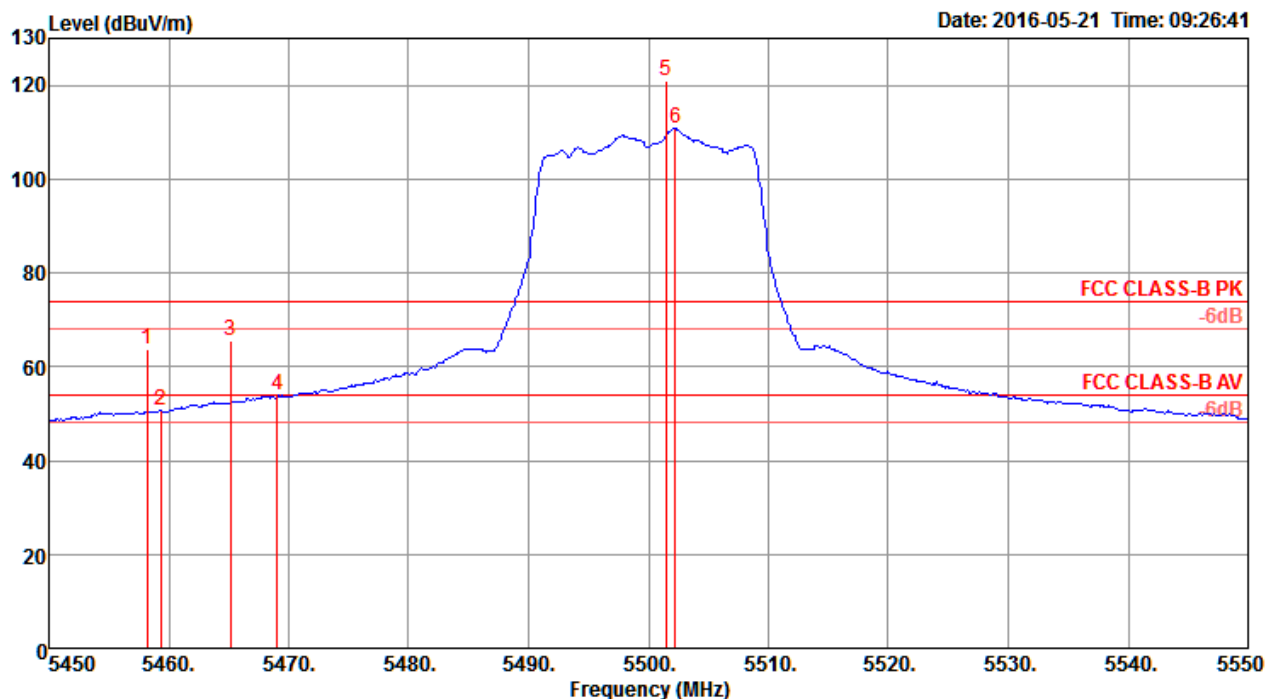
	Freq	Level	Limit	Over	Read	CableAntenna	Preamp	T/Pos	A/Pos	Remark	Pol/Phase
	MHz	dBuV/m	dBuV/m	dB	dBuV	dB	dB/m	dB	deg	cm	
1	5322.24	108.92			101.93	7.91	33.55	34.47	348	186 Average	HORIZONTAL
2	5323.85	118.63			111.63	7.90	33.57	34.47	348	186 Peak	HORIZONTAL
3	5350.13	67.69	74.00	-6.31	60.68	7.89	33.59	34.47	348	186 Peak	HORIZONTAL
4	5350.29	52.64	54.00	-1.36	45.63	7.89	33.59	34.47	348	186 Average	HORIZONTAL

Item 1, 2 are the fundamental frequency at 5320 MHz.

Note: Both antenna polarizations have been tested and only the worst case was recorded in test report.

Temperature	22°C	Humidity	56%
Test Engineer	Peter Wu & Gary Chu	Configurations	IEEE 802.11ac MCS0/Nss1 VHT20 CH 100, 116, 140 / Chain 1 + Chain 2 + Chain 3 + Chain 4
Test Mode	Mode 2		

Channel 100

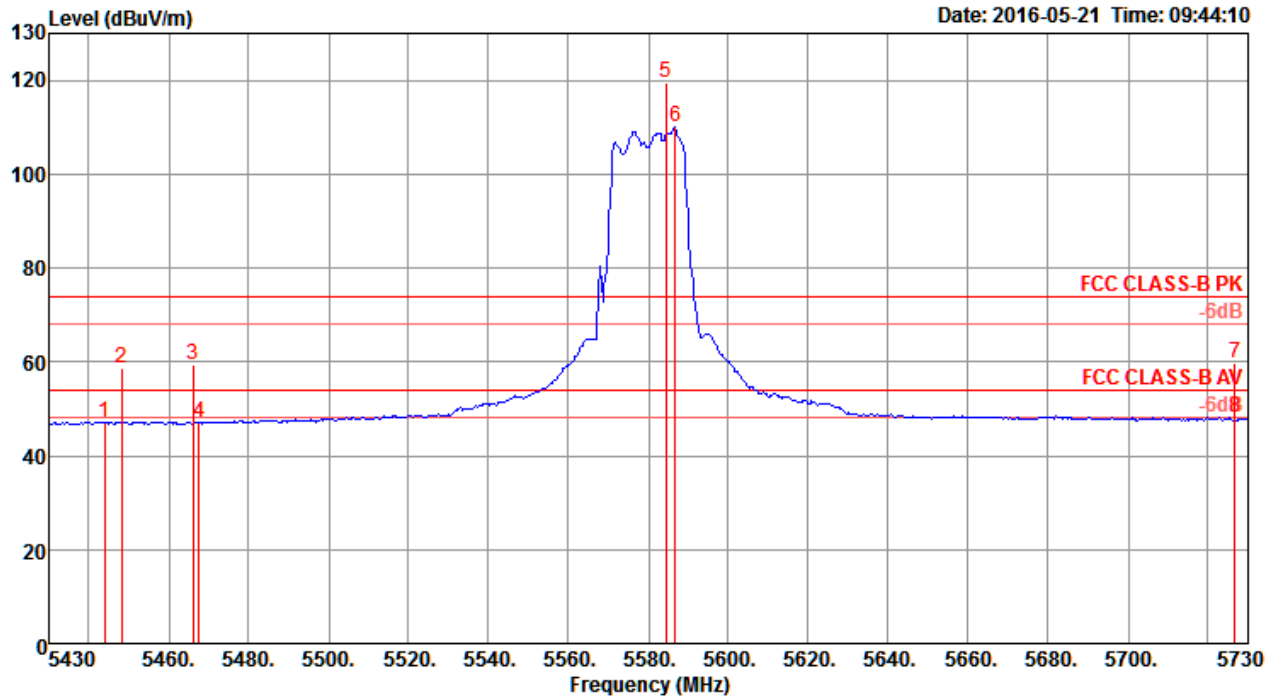


	Freq	Level	Limit Line	Over Limit	Read Level	CableAntenna Loss Factor	Preamp Factor	T/Pos	A/Pos	Remark	Pol/Phase	
	MHz	dBuV/m	dBuV/m	dB	dBuV	dB	dB/m	dB	deg	cm		
1	5458.17	63.72	74.00	-10.28	56.56	7.89	33.74	34.47	1	151	Peak	HORIZONTAL
2	5459.30	50.58	54.00	-3.42	43.42	7.89	33.74	34.47	1	151	Average	HORIZONTAL
3	5465.17	65.72	74.00	-8.28	58.53	7.90	33.76	34.47	1	151	Peak	HORIZONTAL
4	5469.07	53.83	54.00	-0.17	46.64	7.90	33.76	34.47	1	151	Average	HORIZONTAL
5	5501.44	120.80			113.56	7.91	33.80	34.47	1	151	Peak	HORIZONTAL
6	5502.20	110.80			103.56	7.91	33.80	34.47	1	151	Average	HORIZONTAL

Item 5, 6 are the fundamental frequency at 5500 MHz.

Note: Both antenna polarizations have been tested and only the worst case was recorded in test report.

Channel 116

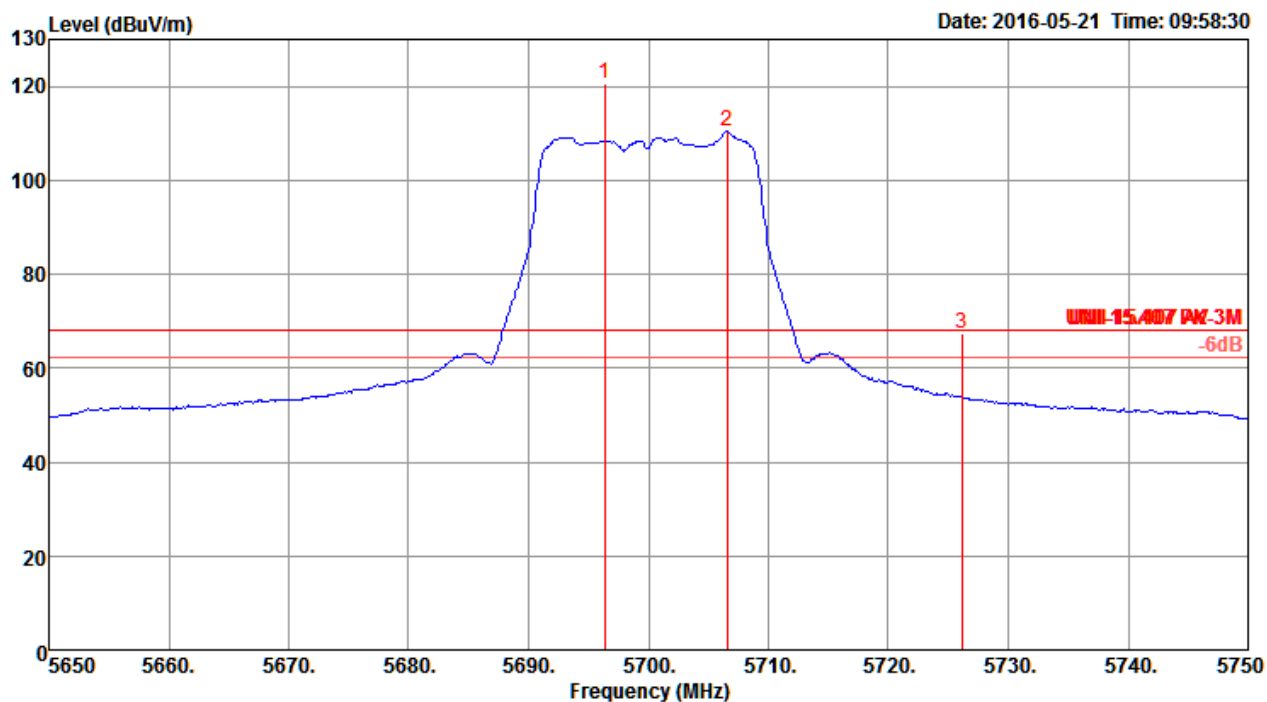


	Freq	Level	Limit	Over	Read	Cable	Antenna	Preamp	T/Pos	A/Pos	Remark	Pol/Phase
	MHz	dBuV/m	dBuV/m	dB	dBuV	dB	dB/m	dB	deg	cm		
1	5443.94	47.23	54.00	-6.77	40.10	7.88	33.72	34.47	6	152	Average	VERTICAL
2	5448.27	58.61	74.00	-15.39	51.45	7.89	33.74	34.47	6	152	Peak	VERTICAL
3	5466.15	59.52	74.00	-14.48	52.33	7.90	33.76	34.47	6	152	Peak	VERTICAL
4	5467.60	47.19	54.00	-6.81	40.00	7.90	33.76	34.47	6	152	Average	VERTICAL
5	5584.33	119.55			112.05	7.94	34.05	34.49	6	152	Peak	VERTICAL
6	5586.73	110.01			102.51	7.94	34.05	34.49	6	152	Average	VERTICAL
7	5726.64	59.90	74.00	-14.10	52.05	7.87	34.50	34.52	6	152	Peak	VERTICAL
8	5726.64	48.09	54.00	-5.91	40.24	7.87	34.50	34.52	6	152	Average	VERTICAL

Item 5, 6 are the fundamental frequency at 5580 MHz.

Note: Both antenna polarizations have been tested and only the worst case was recorded in test report.

Channel 140



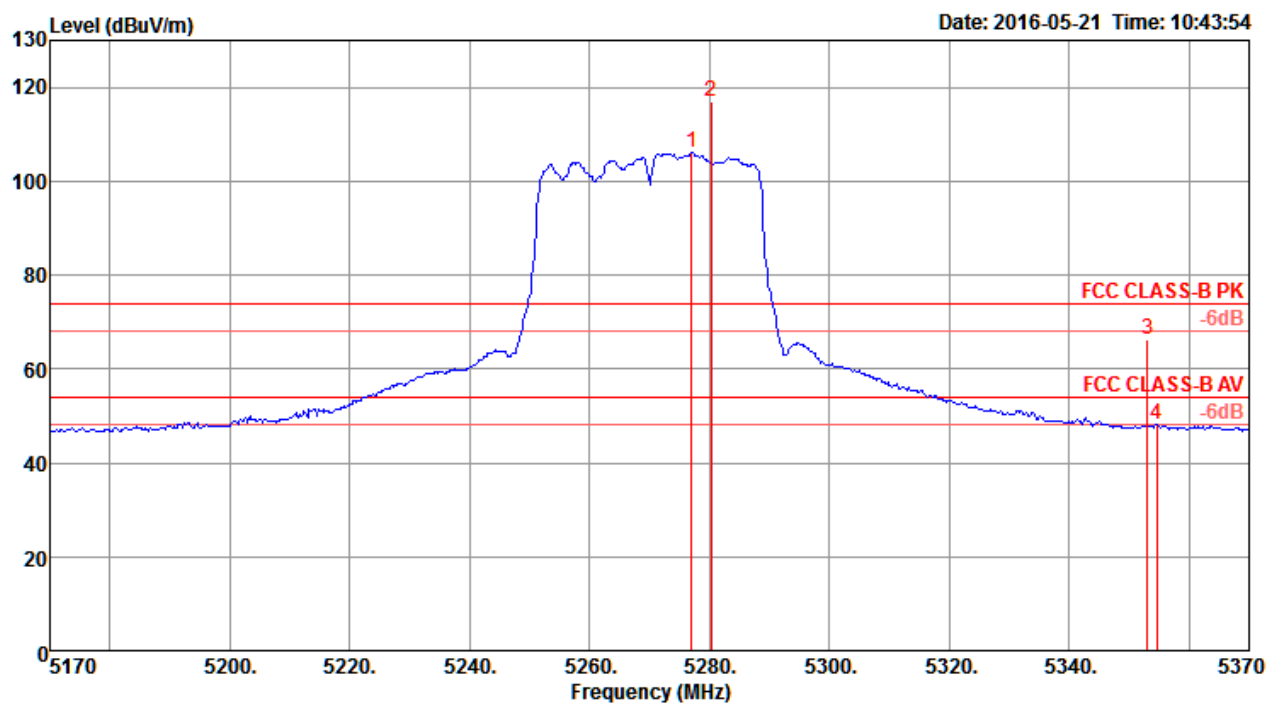
	Freq	Level	Limit	Over	Read	CableAntenna	Preamp	T/Pos	A/Pos	Remark	Pol/Phase
	MHz	dBuV/m	dBuV/m	dB	dBuV	dB	dB/m	dB	deg	cm	
1	5696.31	120.45			112.67	7.89	34.40	34.51	2	156 Peak	VERTICAL
2	5706.57	110.49			102.67	7.88	34.45	34.51	2	156 Average	VERTICAL
3	5726.12	67.35	68.20	-0.85	59.49	7.87	34.50	34.51	2	156 Peak	VERTICAL

Item 1, 2 are the fundamental frequency at 5700 MHz.

Note: Both antenna polarizations have been tested and only the worst case was recorded in test report.

Temperature	22°C	Humidity	56%
Test Engineer	Peter Wu & Gary Chu	Configurations	IEEE 802.11ac MCS0/Nss1 VHT40 CH 54, 62 / Chain 1 + Chain 2 + Chain 3 + Chain 4
Test Mode	Mode 2		

Channel 54

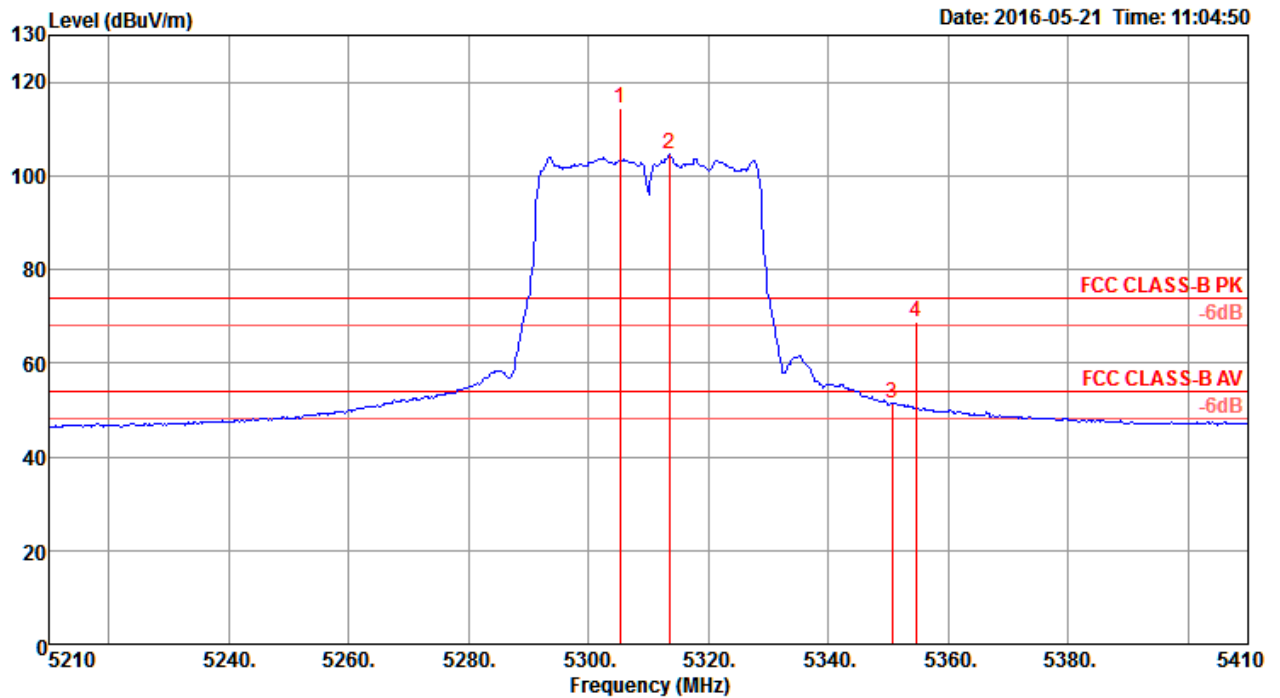


	Freq	Level	Limit	Over	Read	Cable	Antenna	Preamp	T/Pos	A/Pos	Remark	Pol/Phase
	MHz	dBuV/m	dBuV/m	dB	dBuV	dB	dB/m	dB	deg	cm		
1	5277.05	105.94			99.00	7.93	33.48	34.47	358	160	Average	HORIZONTAL
2	5280.26	117.03			110.08	7.92	33.50	34.47	358	160	Peak	HORIZONTAL
3	5353.01	66.15	74.00	-7.85	59.14	7.89	33.59	34.47	358	160	Peak	HORIZONTAL
4	5354.62	48.19	54.00	-5.81	41.17	7.88	33.61	34.47	358	160	Average	HORIZONTAL

Item 1, 2 are the fundamental frequency at 5270 MHz.

Note: Both antenna polarizations have been tested and only the worst case was recorded in test report.

Channel 62



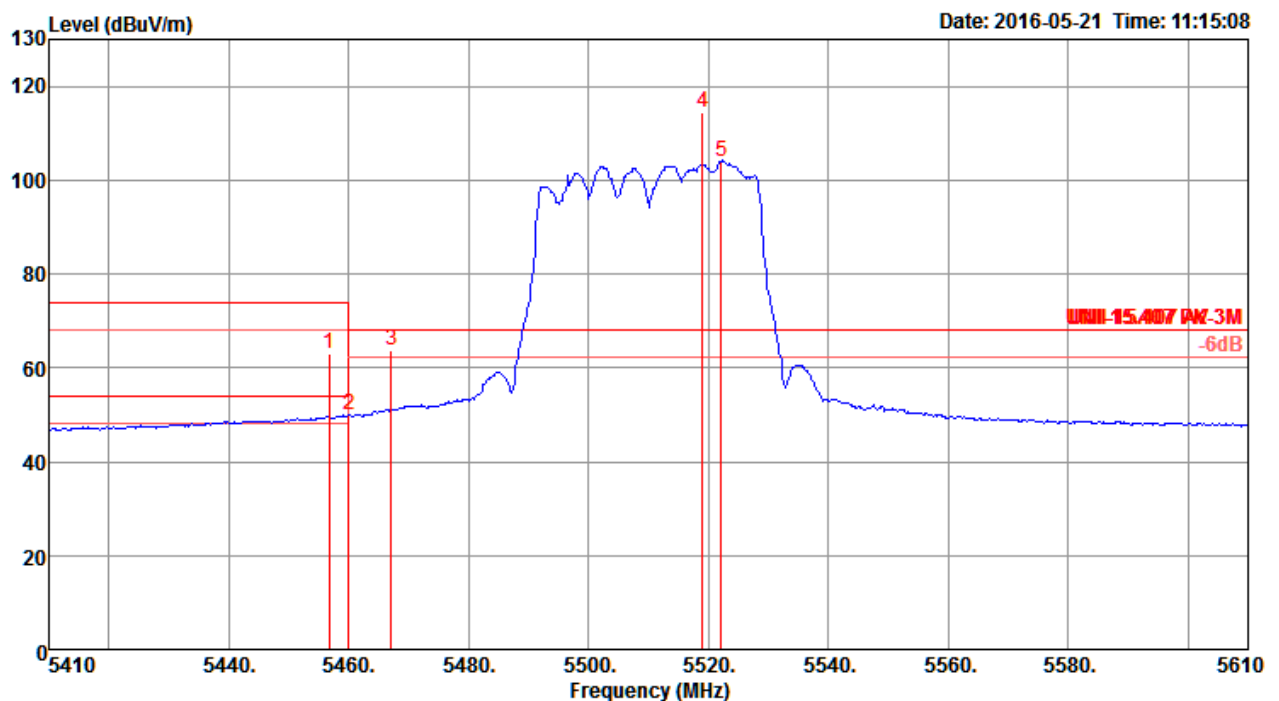
	Freq	Level	Limit	Over	Read	Cable	Antenna	Preamp	T/Pos	A/Pos	Remark	Pol/Phase
	MHz	dBuV/m	dBuV/m	dB	dBuV	dB	dB/m	dB	deg	cm		
1	5305.19	114.30			107.34	7.91	33.52	34.47	353	153	Peak	VERTICAL
2	5313.53	104.53			97.54	7.91	33.55	34.47	353	153	Average	VERTICAL
3	5350.71	51.50	54.00	-2.50	44.49	7.89	33.59	34.47	353	153	Average	VERTICAL
4	5354.55	68.87	74.00	-5.13	61.85	7.88	33.61	34.47	353	153	Peak	VERTICAL

Item 1, 2 are the fundamental frequency at 5310 MHz.

Note: Both antenna polarizations have been tested and only the worst case was recorded in test report.

Temperature	22°C	Humidity	56%
Test Engineer	Peter Wu & Gary Chu	Configurations	IEEE 802.11ac MCS0/Nss1 VHT40 CH 102, 110, 134 / Chain 1 + Chain 2 + Chain 3 + Chain 4
Test Mode	Mode 2		

Channel 102

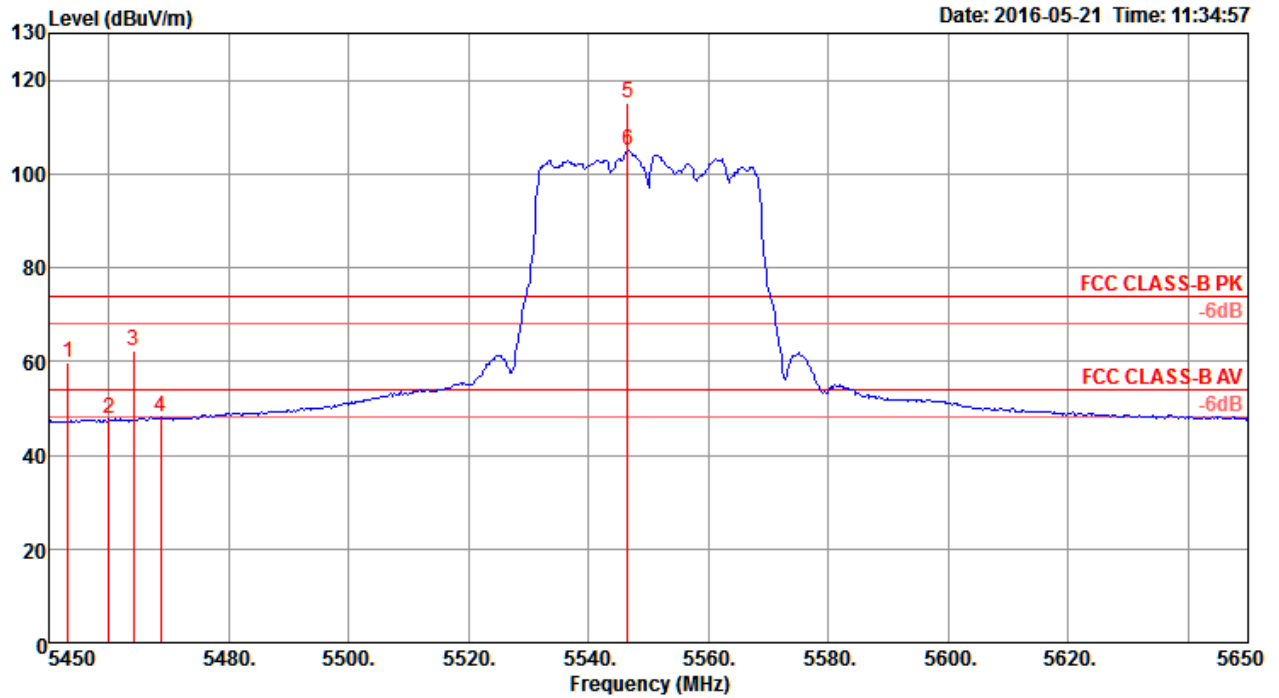


	Freq	Level	Limit	Over	Read	Cable	Antenna	Preamp	T/Pos	A/Pos	Remark	Pol/Phase
	MHz	dBuV/m	dBuV/m	dB	dBuV	dB	dB/m	dB	deg	cm		
1	5456.80	62.86	74.00	-11.14	55.70	7.89	33.74	34.47	342	179	Peak	VERTICAL
2	5460.00	49.93	54.00	-4.07	42.77	7.89	33.74	34.47	342	179	Average	VERTICAL
3	5467.05	63.76	68.20	-4.44	56.57	7.90	33.76	34.47	342	179	Peak	VERTICAL
4	5518.97	114.51			107.21	7.92	33.85	34.47	342	179	Peak	VERTICAL
5	5522.18	104.08			96.78	7.92	33.85	34.47	342	179	Average	VERTICAL

Item 4, 5 are the fundamental frequency at 5510 MHz.

Note: Both antenna polarizations have been tested and only the worst case was recorded in test report.

Channel 110

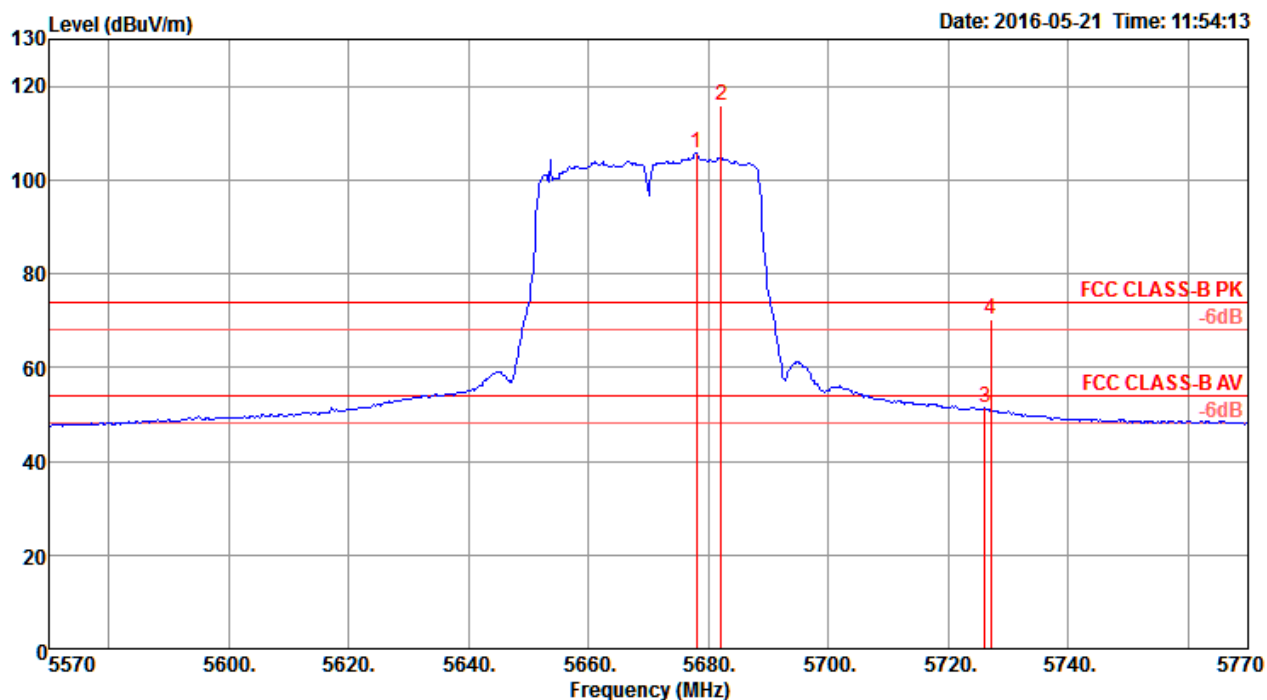


	Freq	Level	Limit	Over	Read	CableAntenna	Preamp	T/Pos	A/Pos	Remark	Pol/Phase
	MHz	dBuV/m	dBuV/m	dB	dBuV	dB	dB/m	dB	deg	cm	
1	5453.21	59.77	74.00	-14.23	52.61	7.89	33.74	34.47	360	215 Peak	VERTICAL
2	5460.00	47.75	54.00	-6.25	40.59	7.89	33.74	34.47	360	215 Average	VERTICAL
3	5464.10	62.33	74.00	-11.67	55.14	7.90	33.76	34.47	360	215 Peak	VERTICAL
4	5468.59	48.06	54.00	-5.94	40.87	7.90	33.76	34.47	360	215 Average	VERTICAL
5	5546.47	115.03			107.63	7.93	33.95	34.48	360	215 Peak	VERTICAL
6	5546.47	104.94			97.54	7.93	33.95	34.48	360	215 Average	VERTICAL

Item 5, 6 are the fundamental frequency at 5550 MHz.

Note: Both antenna polarizations have been tested and only the worst case was recorded in test report.

Channel 134



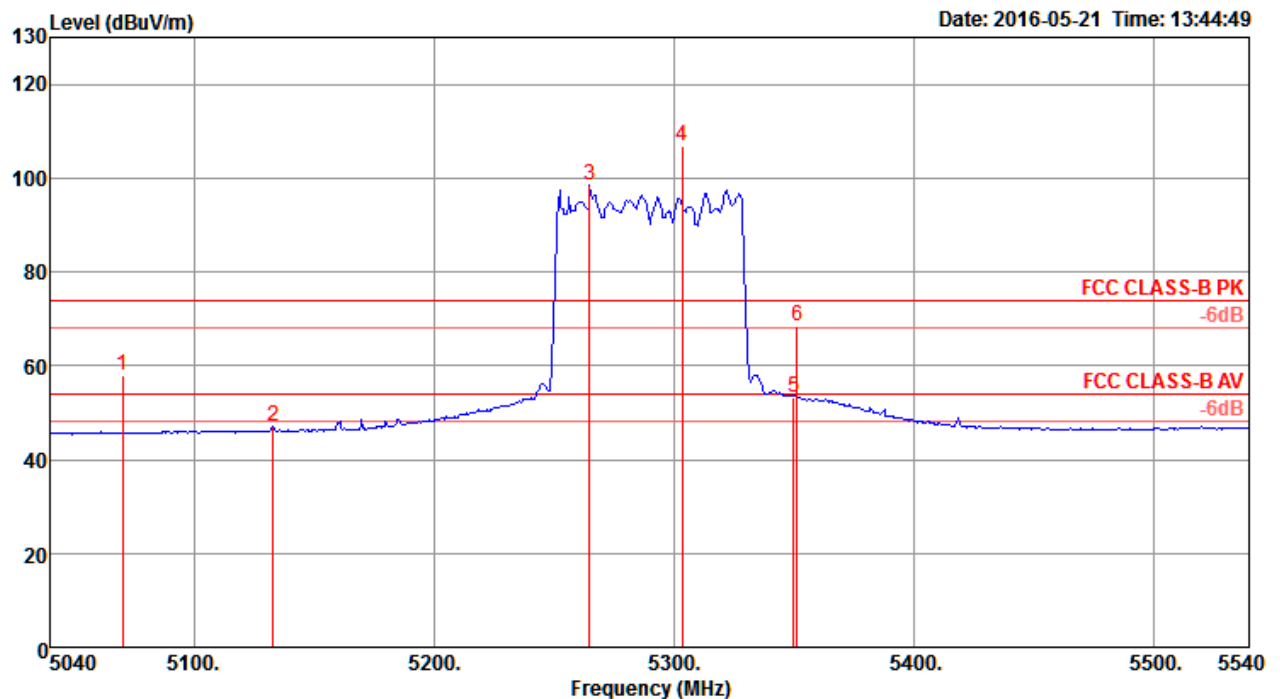
	Freq	Level	Limit	Over	Read	CableAntenna	Preamp	T/Pos	A/Pos	Remark	Pol/Phase
	MHz	dBuV/m	dBuV/m	dB	dBuV	dB	dB/m	dB	deg	cm	
1	5678.01	105.67			97.93	7.90	34.35	34.51	355	153 Average	HORIZONTAL
2	5682.18	115.93			108.19	7.90	34.35	34.51	355	153 Peak	HORIZONTAL
3	5726.09	51.32	54.00	-2.68	43.46	7.87	34.50	34.51	355	153 Average	HORIZONTAL
4	5727.05	70.25	74.00	-3.75	62.40	7.87	34.50	34.52	355	153 Peak	HORIZONTAL

Item 1, 2 are the fundamental frequency at 5670 MHz.

Note: Both antenna polarizations have been tested and only the worst case was recorded in test report.

Temperature	22°C	Humidity	56%
Test Engineer	Peter Wu & Gary Chu	Configurations	IEEE 802.11ac MCS0/Nss1 VHT80 CH 58 / Chain 1 + Chain 2 + Chain 3 + Chain 4
Test Mode	Mode 2		

Channel 58



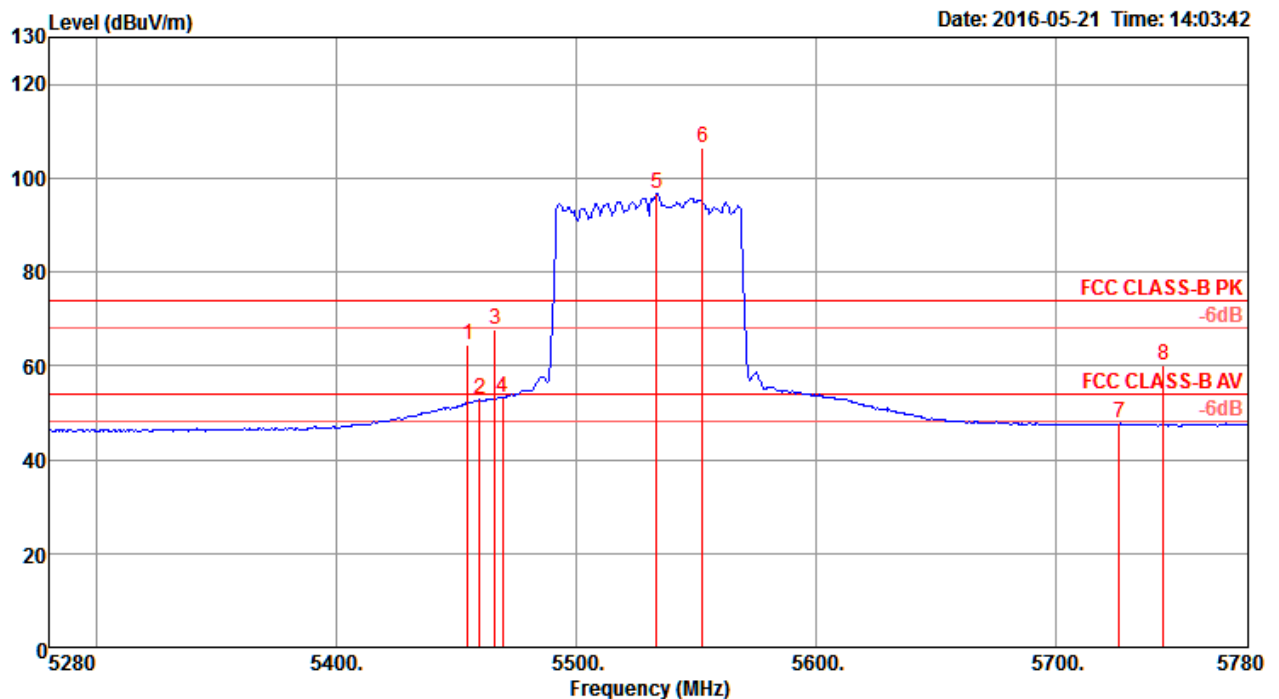
	Freq	Level	Limit	Over	Read	CableAntenna	Preamp	T/Pos	A/Pos	Remark	Pol/Phase
	MHz	dBuV/m	dBuV/m	dB	dBuV	dB	dB/m	dB	deg	cm	
1	5070.45	58.06	74.00	-15.94	51.55	7.77	33.21	34.47	5	153 Peak	VERTICAL
2	5132.95	46.93	54.00	-7.07	40.23	7.88	33.29	34.47	5	153 Average	VERTICAL
3	5265.16	98.49			91.55	7.93	33.48	34.47	5	153 Average	VERTICAL
4	5303.62	106.80			99.84	7.91	33.52	34.47	5	153 Peak	VERTICAL
5	5350.00	53.41	54.00	-0.59	46.40	7.89	33.59	34.47	5	153 Average	VERTICAL
6	5351.70	68.41	74.00	-5.59	61.40	7.89	33.59	34.47	5	153 Peak	VERTICAL

Item 3, 4 are the fundamental frequency at 5290 MHz.

Note: Both antenna polarizations have been tested and only the worst case was recorded in test report.

Temperature	22°C	Humidity	56%
Test Engineer	Peter Wu & Gary Chu	Configurations	IEEE 802.11ac MCS0/Nss1 VHT80 CH 106, 122 / Chain 1 + Chain 2 + Chain 3 + Chain 4
Test Mode	Mode 2		

Channel 106

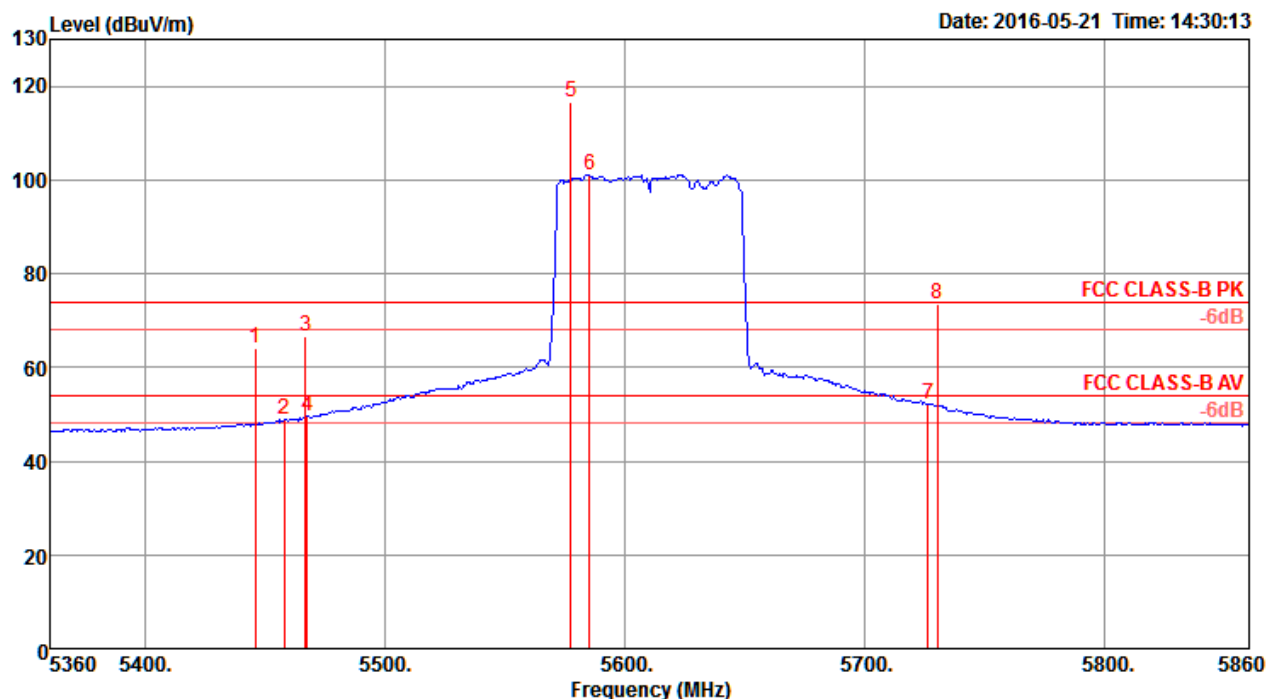


	Freq	Level	Limit	Over	Read	CableAntenna	Preamp	T/Pos	A/Pos	Remark	Pol/Phase
	MHz	dBuV/m	dBuV/m	dB	dBuV	dB	dB/m	dB	deg	cm	
1	5454.68	64.55	74.00	-9.45	57.39	7.89	33.74	34.47	347	242 Peak	VERTICAL
2	5459.49	52.73	54.00	-1.27	45.57	7.89	33.74	34.47	347	242 Average	VERTICAL
3	5465.90	67.57	74.00	-6.43	60.38	7.90	33.76	34.47	347	242 Peak	VERTICAL
4	5469.10	53.38	54.00	-0.62	46.19	7.90	33.76	34.47	347	242 Average	VERTICAL
5	5533.21	96.72			89.38	7.92	33.90	34.48	347	242 Average	VERTICAL
6	5552.44	106.37			98.97	7.93	33.95	34.48	347	242 Peak	VERTICAL
7	5726.31	47.63	54.00	-6.37	39.77	7.87	34.50	34.51	347	242 Average	VERTICAL
8	5744.74	60.03	74.00	-13.97	52.14	7.86	34.55	34.52	347	242 Peak	VERTICAL

Item 5, 6 are the fundamental frequency at 5530 MHz.

Note: Both antenna polarizations have been tested and only the worst case was recorded in test report.

Channel 122



	Freq	Level	Limit	Over	Read	Cable	Antenna	Preamp	T/Pos	A/Pos	Remark	Pol/Phase
	MHz	dBuV/m	dBuV/m	dB	dBuV	dB	dB/m	dB	deg	cm		
1	5445.74	64.11	74.00	-9.89	56.98	7.88	33.72	34.47	2	234	Peak	HORIZONTAL
2	5457.76	48.90	54.00	-5.10	41.74	7.89	33.74	34.47	2	234	Average	HORIZONTAL
3	5466.57	66.75	74.00	-7.25	59.56	7.90	33.76	34.47	2	234	Peak	HORIZONTAL
4	5467.37	49.60	54.00	-4.40	42.41	7.90	33.76	34.47	2	234	Average	HORIZONTAL
5	5577.15	116.70			109.19	7.94	34.05	34.48	2	234	Peak	HORIZONTAL
6	5585.16	100.93			93.43	7.94	34.05	34.49	2	234	Average	HORIZONTAL
7	5726.19	52.25	54.00	-1.75	44.39	7.87	34.50	34.51	2	234	Average	HORIZONTAL
8	5730.19	73.66	74.00	-0.34	65.81	7.87	34.50	34.52	2	234	Peak	HORIZONTAL

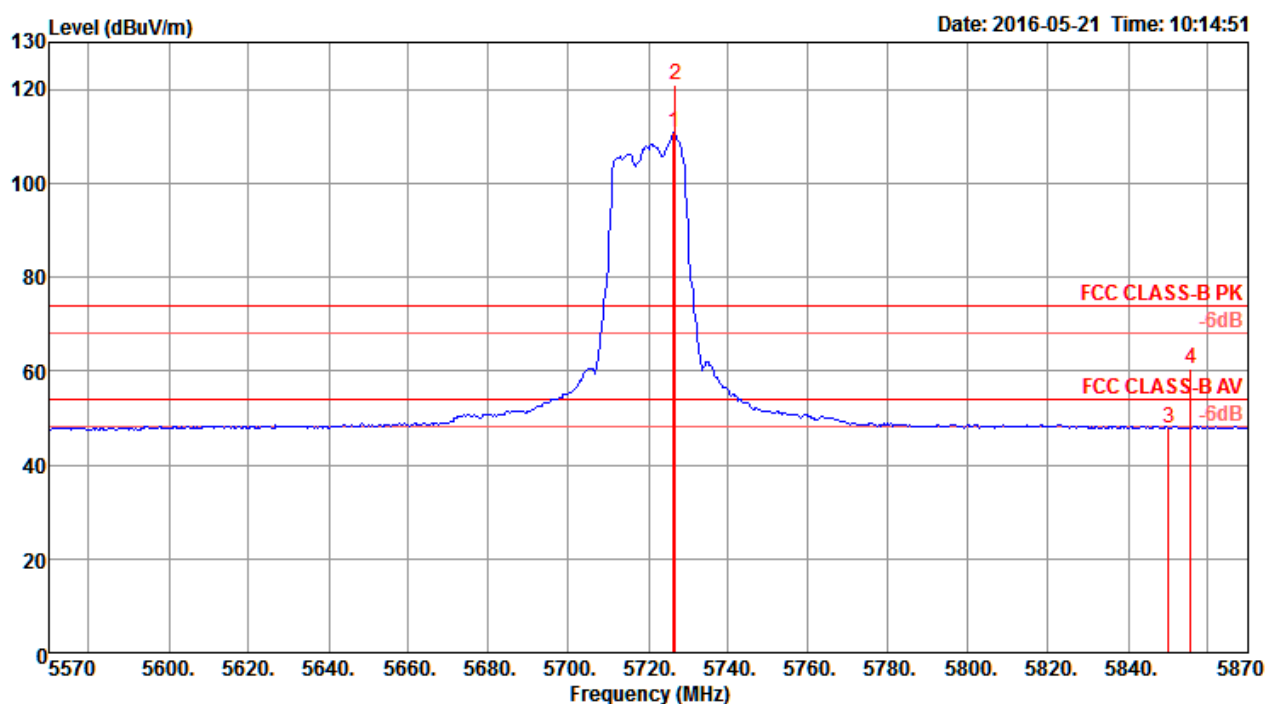
Item 5, 6 are the fundamental frequency at 5610 MHz.

Note: Both antenna polarizations have been tested and only the worst case was recorded in test report.

Straddle Channel

Temperature	22°C	Humidity	56%
Test Engineer	Peter Wu & Gary Chu	Configurations	IEEE 802.11ac MCS0/Nss1 VHT20 CH 144 / Chain 1 + Chain 2 + Chain 3 + Chain 4
Test Mode	Mode 2		

Channel 144



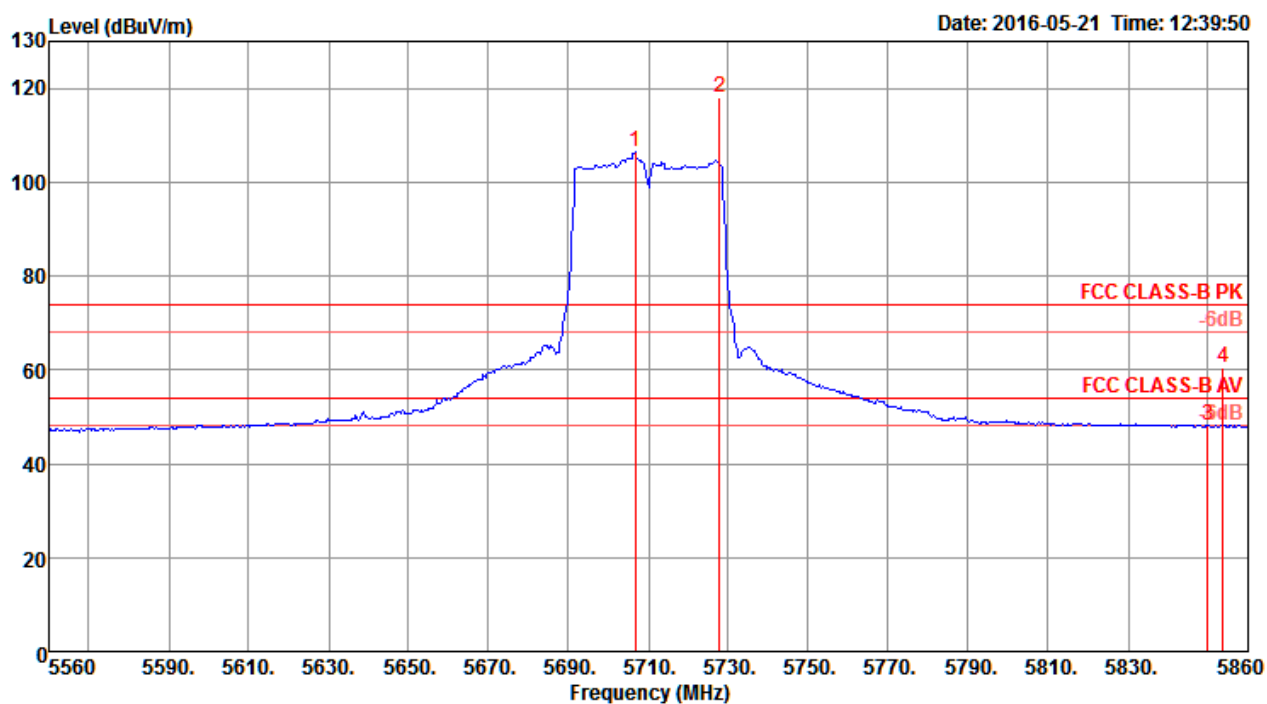
	Freq	Level	Limit	Over	Read	Cable	Antenna	Preamp	T/Pos	A/Pos	Remark	Pol/Phase
	MHz	dBuV/m	dBuV/m	dB	dBuV	dB	dB/m	dB	deg	cm		
1	5726.25	110.92			103.06	7.87	34.50	34.51	342	150	Average	VERTICAL
2	5726.73	120.92			113.07	7.87	34.50	34.52	342	150	Peak	VERTICAL
3	5850.00	47.90	54.00	-6.10	39.79	7.80	34.85	34.54	342	150	Average	VERTICAL
4	5855.58	60.54	74.00	-13.46	52.43	7.80	34.85	34.54	342	150	Peak	VERTICAL

Item 1, 2 are the fundamental frequency at 5720 MHz.

Note: Both antenna polarizations have been tested and only the worst case was recorded in test report.

Temperature	22°C	Humidity	56%
Test Engineer	Peter Wu & Gary Chu	Configurations	IEEE 802.11ac MCS0/Nss1 VHT40 CH 142 / Chain 1 + Chain 2 + Chain 3 + Chain 4
Test Mode	Mode 2		

Channel 142



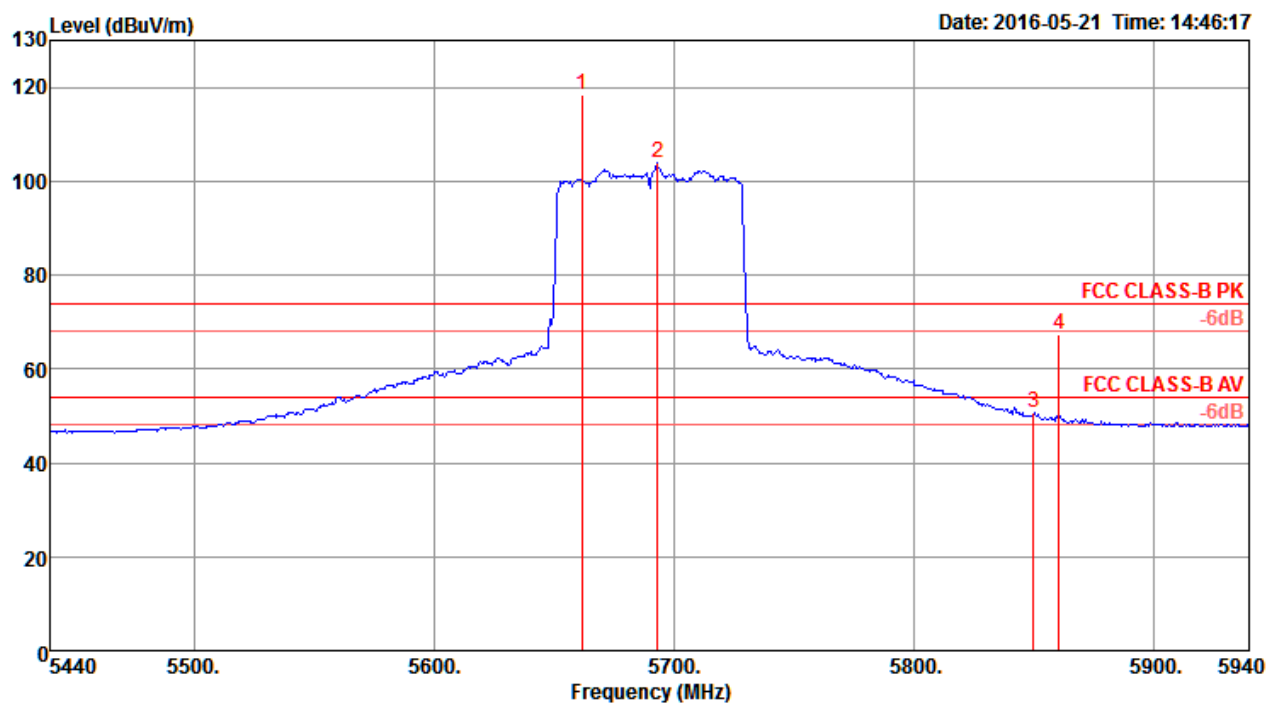
	Freq	Level	Limit	Over	Read	Cable	Antenna	Preamp	T/Pos	A/Pos	Remark	Pol/Phase
	MHz	dBuV/m	dBuV/m	dB	dBuV	dB	dB/m	dB	deg	cm		
1	5706.64	106.38			98.56	7.88	34.45	34.51	351	151	Average	HORIZONTAL
2	5727.79	118.18			110.33	7.87	34.50	34.52	351	151	Peak	HORIZONTAL
3	5850.00	48.09	54.00	-5.91	39.98	7.80	34.85	34.54	351	151	Average	HORIZONTAL
4	5853.75	60.48	74.00	-13.52	52.37	7.80	34.85	34.54	351	151	Peak	HORIZONTAL

Item 1, 2 are the fundamental frequency at 5710 MHz.

Note: Both antenna polarizations have been tested and only the worst case was recorded in test report.

Temperature	22°C	Humidity	56%
Test Engineer	Peter Wu & Gary Chu	Configurations	IEEE 802.11ac MCS0/Nss1 VHT80 CH 138 / Chain 1 + Chain 2 + Chain 3 + Chain 4
Test Mode	Mode 2		

Channel 138



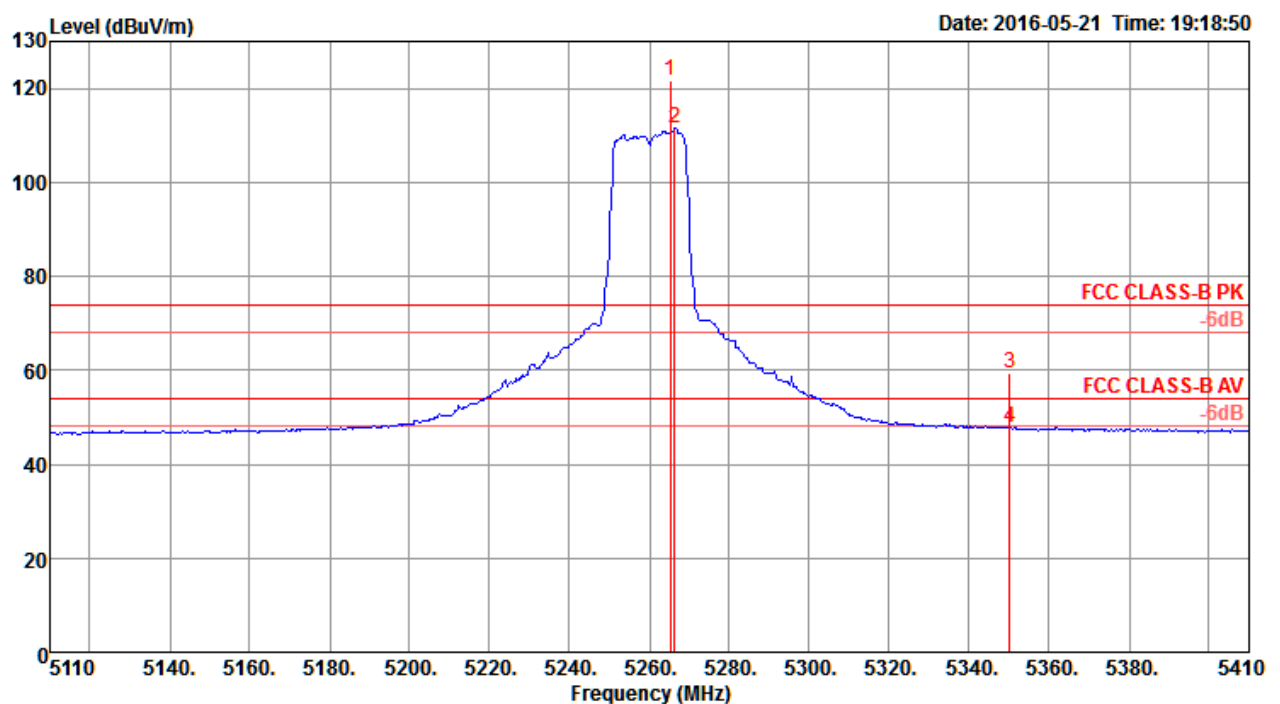
	Freq	Level	Limit	Over	Read	Cable	Antenna	Preamp	T/Pos	A/Pos	Remark	Pol/Phase
	MHz	dBuV/m	dBuV/m	dB	dBuV	dB	dB/m	dB	deg	cm		
1	5661.96	118.56			110.85	7.91	34.30	34.50	359	156	Peak	HORIZONTAL
2	5693.21	103.84			96.06	7.89	34.40	34.51	359	156	Average	HORIZONTAL
3	5850.00	50.70	54.00	-3.30	42.59	7.80	34.85	34.54	359	156	Average	HORIZONTAL
4	5860.67	67.46	74.00	-6.54	59.31	7.79	34.90	34.54	359	156	Peak	HORIZONTAL

Item 1, 2 are the fundamental frequency at 5690 MHz.

Note: Both antenna polarizations have been tested and only the worst case was recorded in test report.

Temperature	22°C	Humidity	56%
Test Engineer	Peter Wu & Gary Chu	Configurations	IEEE 802.11ac MCS0/Nss2 VHT20 CH 52, 60, 64 / Chain 1 + Chain 2 + Chain 3 + Chain 4
Test Mode	Mode 2		

Channel 52

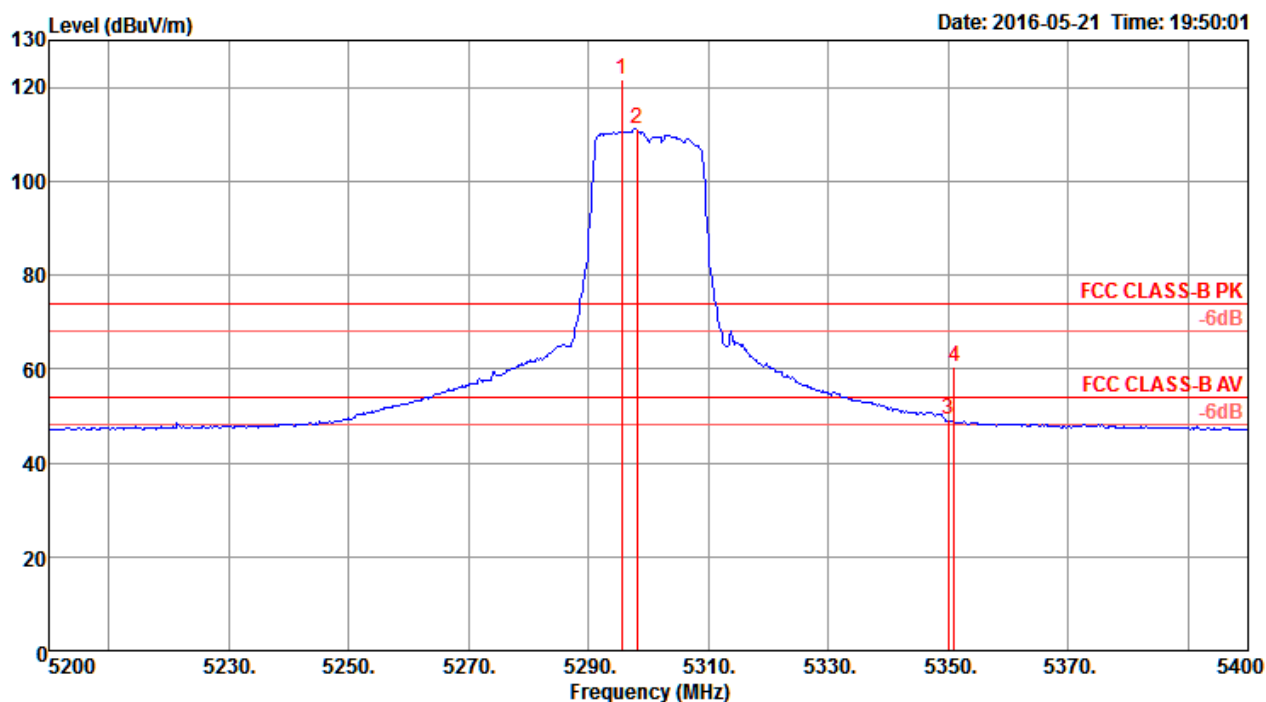


	Freq	Level	Limit	Over	Read	Cable	Antenna	Preamp	T/Pos	A/Pos	Remark	Pol/Phase
	MHz	dBuV/m	dBuV/m	dB	dBuV	dB	dB/m	dB	deg	cm		
1	5265.29	121.53			114.59	7.93	33.48	34.47	356	163	Peak	HORIZONTAL
2	5266.25	111.70			104.76	7.93	33.48	34.47	356	163	Average	HORIZONTAL
3	5350.00	59.55	74.00	-14.45	52.54	7.89	33.59	34.47	356	163	Peak	HORIZONTAL
4	5350.00	47.62	54.00	-6.38	40.61	7.89	33.59	34.47	356	163	Average	HORIZONTAL

Item 1, 2 are the fundamental frequency at 5260 MHz.

Note: Both antenna polarizations have been tested and only the worst case was recorded in test report.

Channel 60

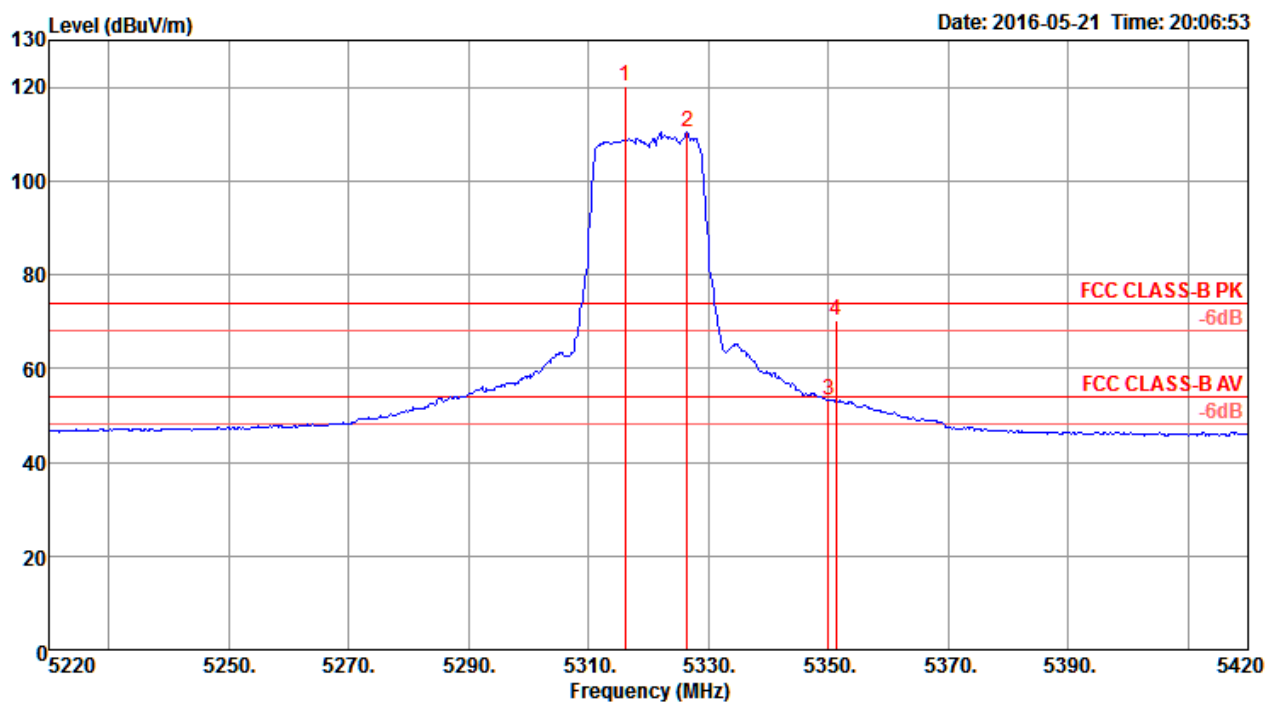


	Freq	Level	Limit	Over	Read	Cable	Antenna	Preamp	T/Pos	A/Pos	Remark	Pol/Phase
	MHz	dBuV/m	dBuV/m	dB	dBuV	dB	dB/m	dB	deg	cm		
1	5295.51	121.58			114.62	7.91	33.52	34.47	356	168	Peak	HORIZONTAL
2	5298.08	111.12			104.16	7.91	33.52	34.47	356	168	Average	HORIZONTAL
3	5350.00	49.16	54.00	-4.84	42.15	7.89	33.59	34.47	356	168	Average	HORIZONTAL
4	5350.96	60.65	74.00	-13.35	53.64	7.89	33.59	34.47	356	168	Peak	HORIZONTAL

Item 1, 2 are the fundamental frequency at 5300 MHz.

Note: Both antenna polarizations have been tested and only the worst case was recorded in test report.

Channel 64



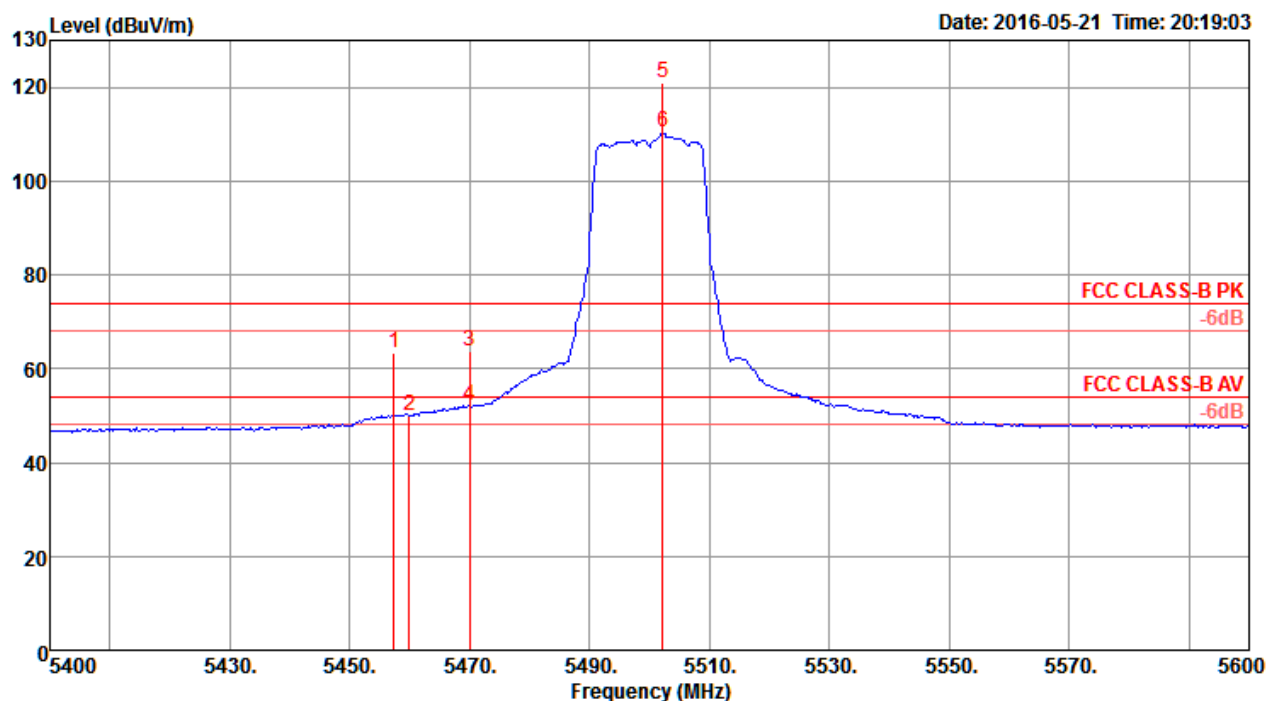
	Freq	Level	Limit	Over	Read	CableAntenna	Preamp	T/Pos	A/Pos	Remark	Pol/Phase
	MHz	dBuV/m	dBuV/m	dB	dBuV	dB	dB/m	dB	deg	cm	
1	5316.15	120.24			113.25	7.91	33.55	34.47	9	177 Peak	HORIZONTAL
2	5326.41	110.32			103.32	7.90	33.57	34.47	9	177 Average	HORIZONTAL
3	5350.00	53.22	54.00	-0.78	46.21	7.89	33.59	34.47	9	177 Average	HORIZONTAL
4	5351.28	70.33	74.00	-3.67	63.32	7.89	33.59	34.47	9	177 Peak	HORIZONTAL

Item 1, 2 are the fundamental frequency at 5320 MHz.

Note: Both antenna polarizations have been tested and only the worst case was recorded in test report.

Temperature	22°C	Humidity	56%
Test Engineer	Peter Wu & Gary Chu	Configurations	IEEE 802.11ac MCS0/Nss2 VHT20 CH 100, 116, 140 / Chain 1 + Chain 2 + Chain 3 + Chain 4
Test Mode	Mode 2		

Channel 100

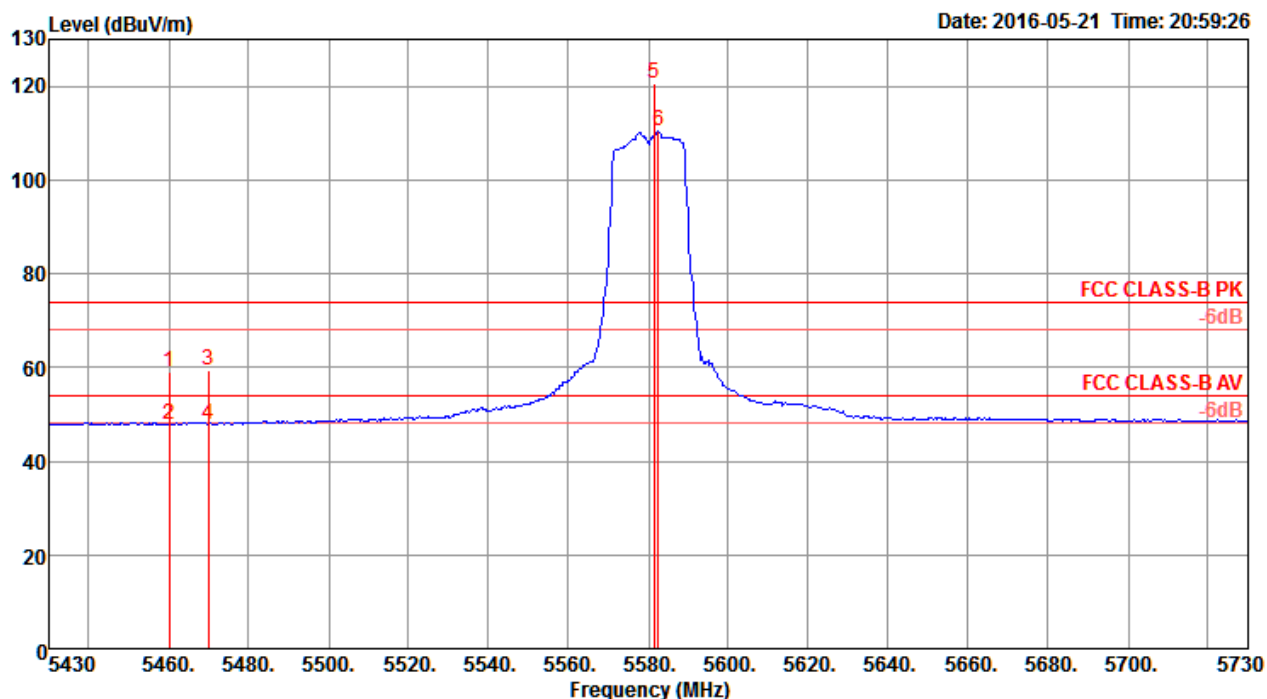


	Freq	Level	Limit	Over	Read	Cable	Antenna	Preamp	T/Pos	A/Pos	Remark	Pol/Phase
	MHz	dBuV/m	dBuV/m	dB	dBuV	dB	dB/m	dB	deg	cm		
1	5457.44	63.46	74.00	-10.54	56.30	7.89	33.74	34.47	357	159	Peak	HORIZONTAL
2	5460.00	49.83	54.00	-4.17	42.67	7.89	33.74	34.47	357	159	Average	HORIZONTAL
3	5470.00	63.78	74.00	-10.22	56.59	7.90	33.76	34.47	357	159	Peak	HORIZONTAL
4	5470.00	52.04	54.00	-1.96	44.85	7.90	33.76	34.47	357	159	Average	HORIZONTAL
5	5502.24	120.92			113.68	7.91	33.80	34.47	357	159	Peak	HORIZONTAL
6	5502.24	110.41			103.17	7.91	33.80	34.47	357	159	Average	HORIZONTAL

Item 5, 6 are the fundamental frequency at 5500 MHz.

Note: Both antenna polarizations have been tested and only the worst case was recorded in test report.

Channel 116

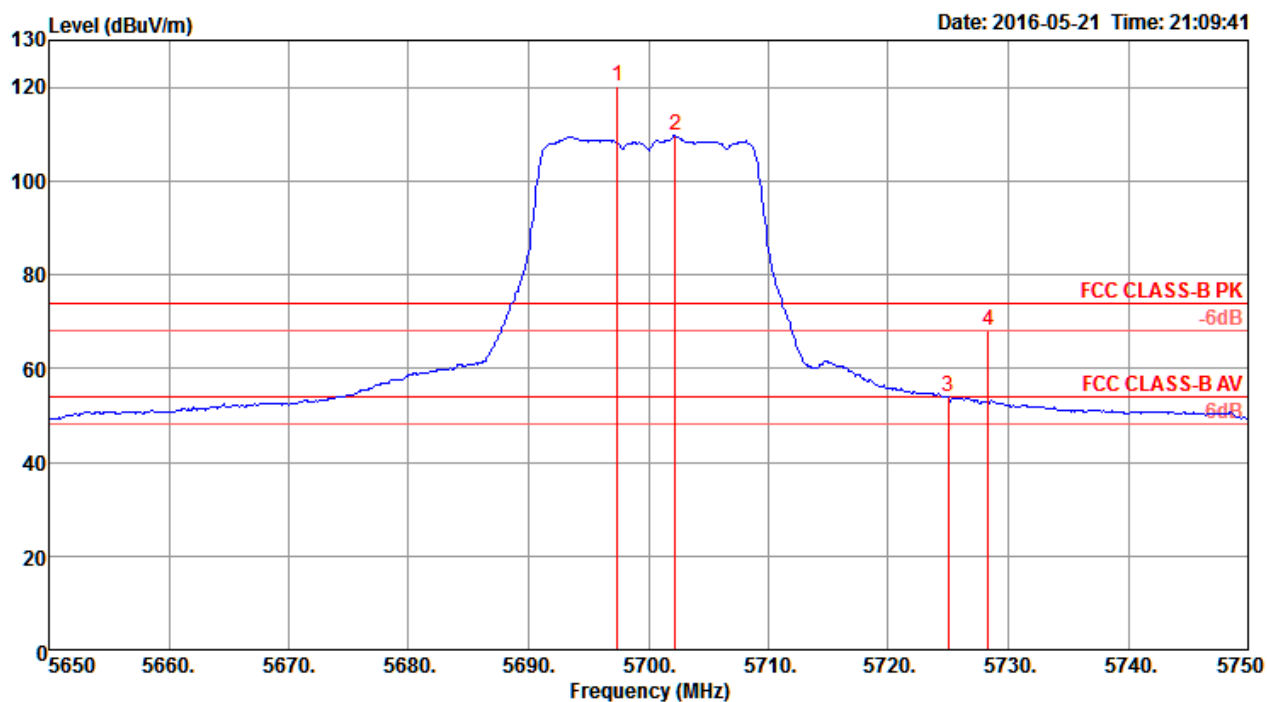


	Freq	Level	Limit	Over	Read	CableAntenna	Preamp	T/Pos	A/Pos	Remark	Pol/Phase
	MHz	dBuV/m	dBuV/m	dB	dBuV	dB	dB/m	dB	deg	cm	
1	5460.00	59.08	74.00	-14.92	51.92	7.89	33.74	34.47	1	212 Peak	VERTICAL
2	5460.00	47.86	54.00	-6.14	40.70	7.89	33.74	34.47	1	212 Average	VERTICAL
3	5470.00	59.38	74.00	-14.62	52.19	7.90	33.76	34.47	1	212 Peak	VERTICAL
4	5470.00	47.90	54.00	-6.10	40.71	7.90	33.76	34.47	1	212 Average	VERTICAL
5	5581.44	120.45			112.95	7.94	34.05	34.49	1	212 Peak	VERTICAL
6	5582.40	110.33			102.83	7.94	34.05	34.49	1	212 Average	VERTICAL

Item 5, 6 are the fundamental frequency at 5580 MHz.

Note: Both antenna polarizations have been tested and only the worst case was recorded in test report.

Channel 140



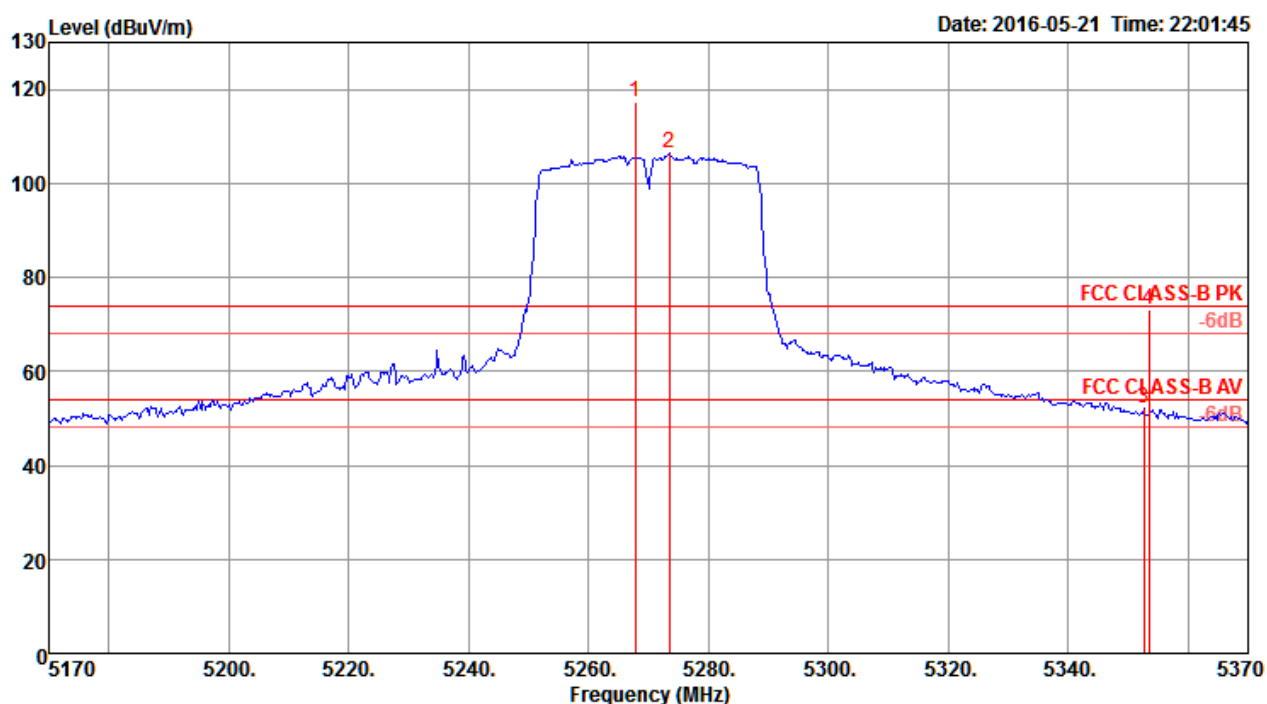
	Freq	Level	Limit	Over	Read	CableAntenna	Preamp	T/Pos	A/Pos	Remark	Pol/Phase
	MHz	dBuV/m	dBuV/m	dB	dBuV	dB	dB/m	dB	deg	cm	
1	5697.44	120.22			112.44	7.89	34.40	34.51	1	166 Peak	HORIZONTAL
2	5702.24	109.61			101.83	7.89	34.40	34.51	1	166 Average	HORIZONTAL
3	5725.00	53.83	54.00	-0.17	45.97	7.87	34.50	34.51	1	166 Average	HORIZONTAL
4	5728.37	67.98	74.00	-6.02	60.13	7.87	34.50	34.52	1	166 Peak	HORIZONTAL

Item 1, 2 are the fundamental frequency at 5700 MHz.

Note: Both antenna polarizations have been tested and only the worst case was recorded in test report.

Temperature	22°C	Humidity	56%
Test Engineer	Peter Wu & Gary Chu	Configurations	IEEE 802.11ac MCS0/Nss2 VHT40 CH 54, 62 / Chain 1 + Chain 2 + Chain 3 + Chain 4
Test Mode	Mode 2		

Channel 54

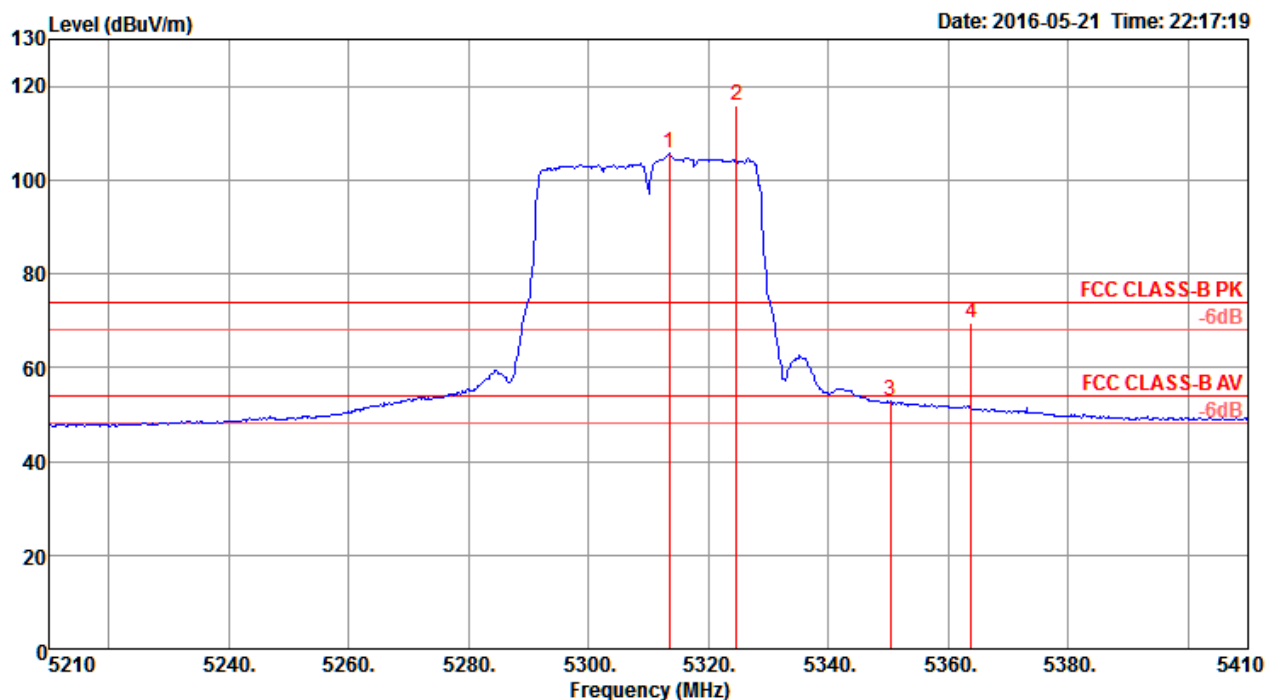


	Freq	Level	Limit	Over	Read	Cable	Antenna	Preamp	T/Pos	A/Pos	Remark	Pol/Phase
	MHz	dBuV/m	dBuV/m	dB	dBuV	dB	dB/m	dB	deg	cm		
1	5267.76	117.30			110.36	7.93	33.48	34.47	355	163	Peak	HORIZONTAL
2	5273.53	106.40			99.46	7.93	33.48	34.47	355	163	Average	HORIZONTAL
3	5352.56	52.17	54.00	-1.83	45.16	7.89	33.59	34.47	355	163	Average	HORIZONTAL
4	5353.53	73.29	74.00	-0.71	66.28	7.89	33.59	34.47	355	163	Peak	HORIZONTAL

Item 1, 2 are the fundamental frequency at 5270 MHz.

Note: Both antenna polarizations have been tested and only the worst case was recorded in test report.

Channel 62



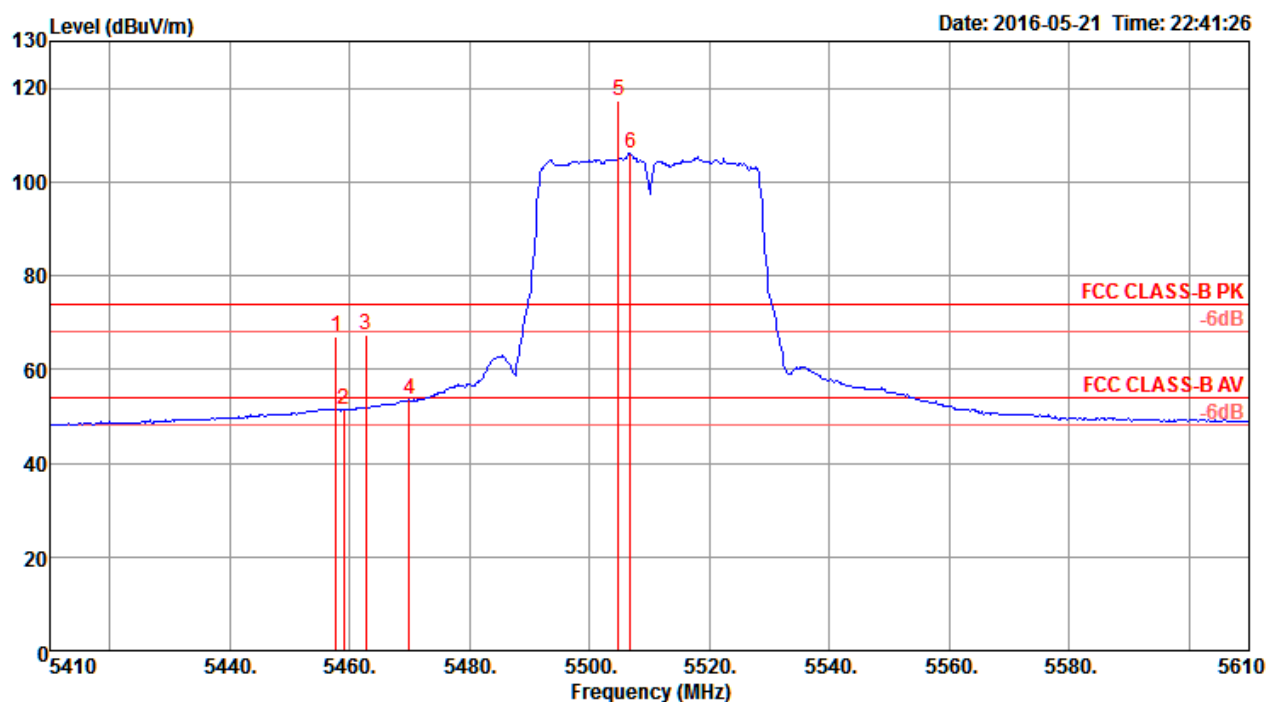
	Freq	Level	Limit	Over	Read	CableAntenna	Preamp	T/Pos	A/Pos	Remark	Pol/Phase
	MHz	dBuV/m	dBuV/m	dB	dBuV	dB	dB/m	deg	cm		
1	5313.53	105.57			98.58	7.91	33.55	34.47	20	180 Average	HORIZONTAL
2	5324.74	115.92			108.92	7.90	33.57	34.47	20	180 Peak	HORIZONTAL
3	5350.32	52.76	54.00	-1.24	45.75	7.89	33.59	34.47	20	180 Average	HORIZONTAL
4	5363.78	69.46	74.00	-4.54	62.44	7.88	33.61	34.47	20	180 Peak	HORIZONTAL

Item 1, 2 are the fundamental frequency at 5310 MHz.

Note: Both antenna polarizations have been tested and only the worst case was recorded in test report.

Temperature	22°C	Humidity	56%
Test Engineer	Peter Wu & Gary Chu	Configurations	IEEE 802.11ac MCS0/Nss2 VHT40 CH 102, 110, 134 / Chain 1 + Chain 2 + Chain 3 + Chain 4
Test Mode	Mode 2		

Channel 102

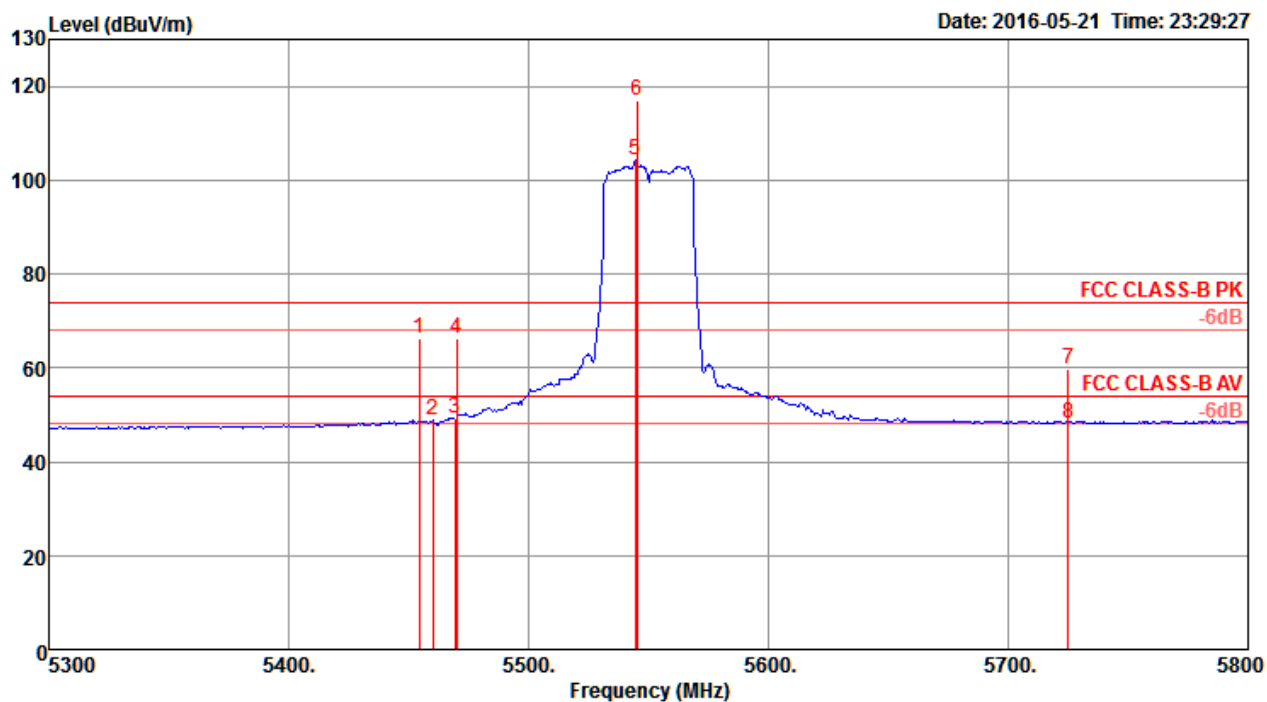


	Freq	Level	Limit	Over	Read	Cable	Antenna	Preamp	T/Pos	A/Pos	Remark	Pol/Phase
	MHz	dBuV/m	dBuV/m	Limit	Level	Loss	Factor	Factor	deg	cm		
1	5457.76	67.11	74.00	-6.89	59.95	7.89	33.74	34.47	356	161	Peak	HORIZONTAL
2	5459.04	51.54	54.00	-2.46	44.38	7.89	33.74	34.47	356	161	Average	HORIZONTAL
3	5462.63	67.41	74.00	-6.59	60.25	7.89	33.74	34.47	356	161	Peak	HORIZONTAL
4	5470.00	53.59	54.00	-0.41	46.40	7.90	33.76	34.47	356	161	Average	HORIZONTAL
5	5504.87	117.33			110.09	7.91	33.80	34.47	356	161	Peak	HORIZONTAL
6	5506.80	106.00			98.76	7.91	33.80	34.47	356	161	Average	HORIZONTAL

Item 5, 6 are the fundamental frequency at 5510 MHz.

Note: Both antenna polarizations have been tested and only the worst case was recorded in test report.

Channel 110

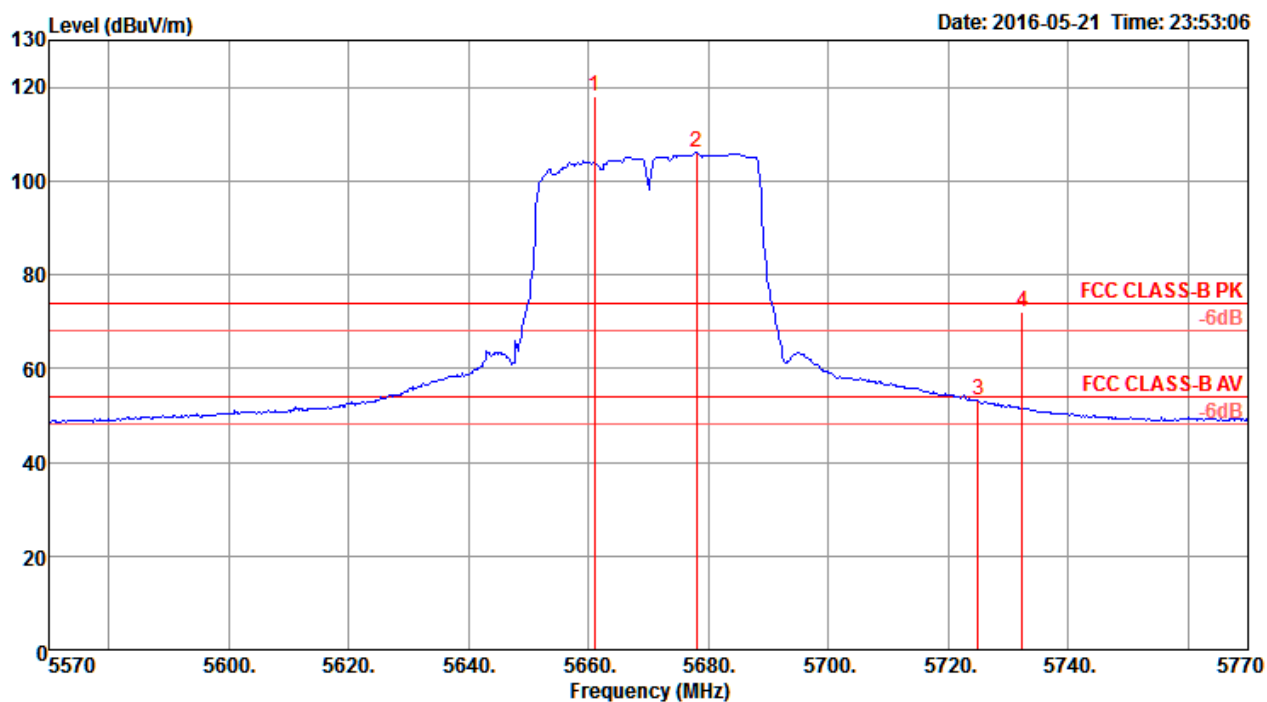


	Freq	Level	Limit	Over	Read	Cable	Antenna	Preamp	T/Pos	A/Pos	Remark	Pol/Phase
	MHz	dBuV/m	dBuV/m	dB	dBuV	dB	dB/m	dB	deg	cm		
1	5454.39	66.23	74.00	-7.77	59.07	7.89	33.74	34.47	345	161	Peak	VERTICAL
2	5460.00	48.78	54.00	-5.22	41.62	7.89	33.74	34.47	345	161	Average	VERTICAL
3	5469.20	49.21	54.00	-4.79	42.02	7.90	33.76	34.47	345	161	Average	VERTICAL
4	5470.00	66.23	74.00	-7.77	59.04	7.90	33.76	34.47	345	161	Peak	VERTICAL
5	5544.39	104.36			96.96	7.93	33.95	34.48	345	161	Average	VERTICAL
6	5545.19	116.82			109.42	7.93	33.95	34.48	345	161	Peak	VERTICAL
7	5725.00	59.82	74.00	-14.18	51.96	7.87	34.50	34.51	345	161	Peak	VERTICAL
8	5725.00	48.19	54.00	-5.81	40.33	7.87	34.50	34.51	345	161	Average	VERTICAL

Item 5, 6 are the fundamental frequency at 5550 MHz.

Note: Both antenna polarizations have been tested and only the worst case was recorded in test report.

Channel 134



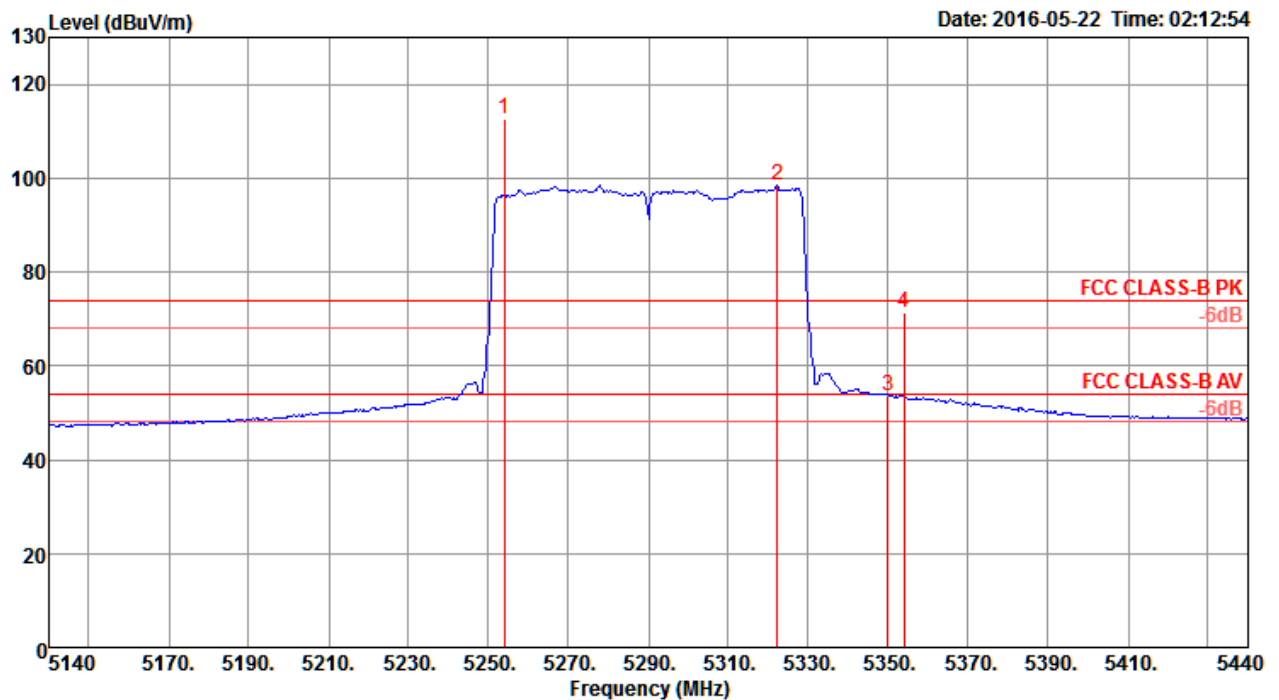
	Freq	Level	Limit	Over	Read	CableAntenna	Preamp	T/Pos	A/Pos	Remark	Pol/Phase
	MHz	dBuV/m	dBuV/m	dB	dBuV	dB	dB/m	dB	deg	cm	
1	5661.03	118.05			110.34	7.91	34.30	34.50	359	162 Peak	HORIZONTAL
2	5678.01	106.13			98.39	7.90	34.35	34.51	359	162 Average	HORIZONTAL
3	5725.00	53.14	54.00	-0.86	45.28	7.87	34.50	34.51	359	162 Average	HORIZONTAL
4	5732.37	71.94	74.00	-2.06	64.09	7.87	34.50	34.52	359	162 Peak	HORIZONTAL

Item 1, 2 are the fundamental frequency at 5670 MHz.

Note: Both antenna polarizations have been tested and only the worst case was recorded in test report.

Temperature	22°C	Humidity	56%
Test Engineer	Peter Wu & Gary Chu	Configurations	IEEE 802.11ac MCS0/Nss2 VHT80 CH 58 / Chain 1 + Chain 2 + Chain 3 + Chain 4
Test Mode	Mode 2		

Channel 58



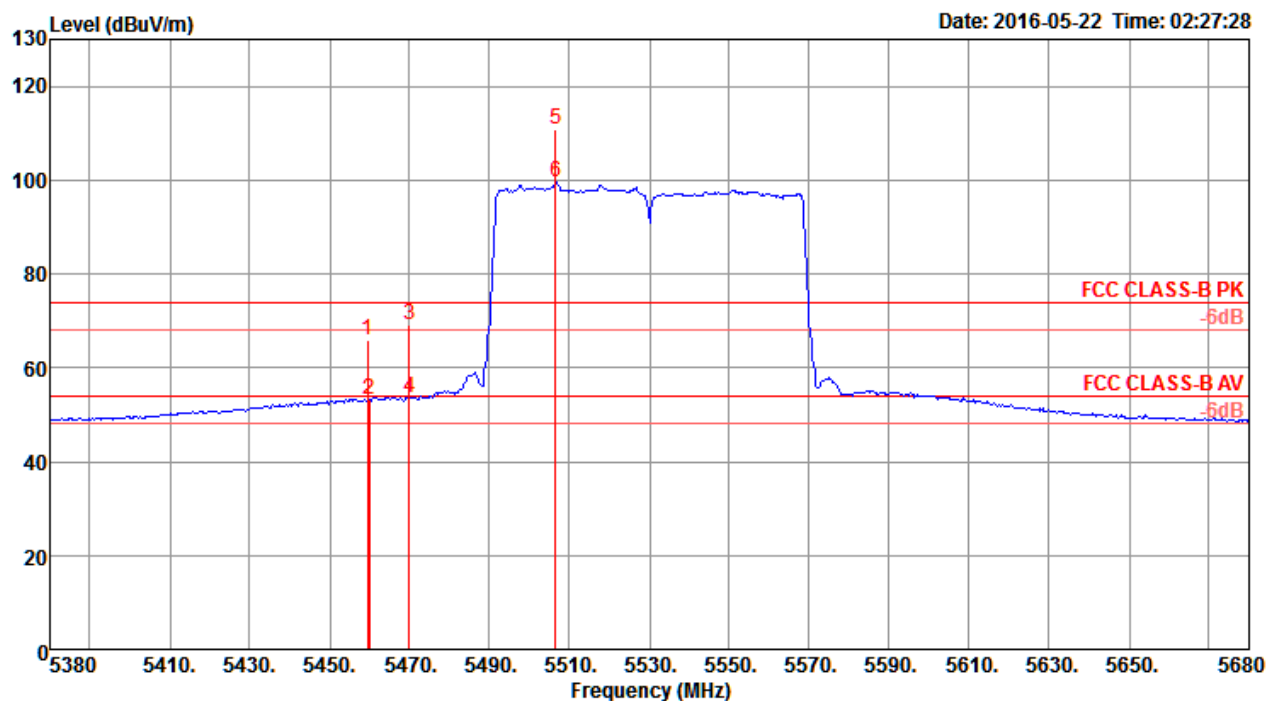
	Freq	Level	Limit	Over	Read	Cable	Antenna	Preamp	T/Pos	A/Pos	Remark	Pol/Phase
	MHz	dBuV/m	dBuV/m	dB	dBuV	dB	dB/m	dB	deg	cm		
1	5253.94	112.52			105.59	7.94	33.46	34.47	359	173	Peak	HORIZONTAL
2	5322.21	98.58			91.59	7.91	33.55	34.47	359	173	Average	HORIZONTAL
3	5350.00	53.77	54.00	-0.23	46.76	7.89	33.59	34.47	359	173	Average	HORIZONTAL
4	5353.85	71.21	74.00	-2.79	64.20	7.89	33.59	34.47	359	173	Peak	HORIZONTAL

Item 1, 2 are the fundamental frequency at 5290 MHz.

Note: Both antenna polarizations have been tested and only the worst case was recorded in test report.

Temperature	22°C	Humidity	56%
Test Engineer	Peter Wu & Gary Chu	Configurations	IEEE 802.11ac MCS0/Nss2 VHT80 CH 106, 122 / Chain 1 + Chain 2 + Chain 3 + Chain 4
Test Mode	Mode 2		

Channel 106

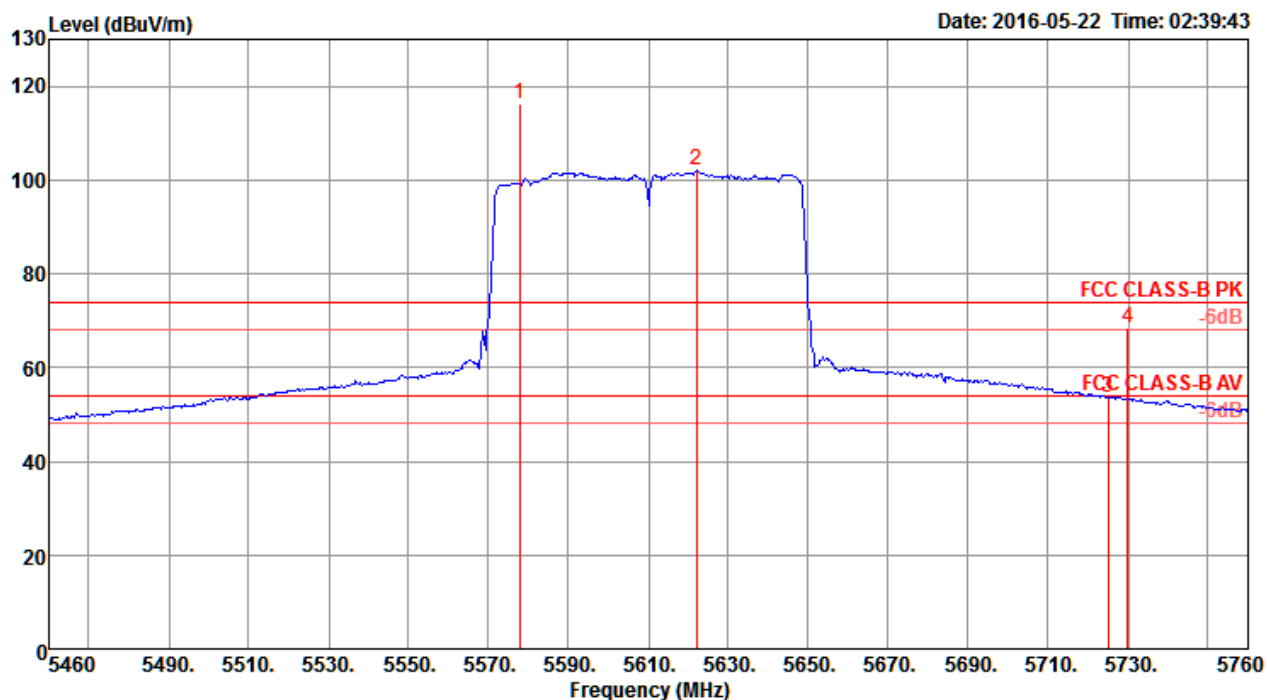


	Freq	Level	Limit	Over	Read	Cable	Antenna	Preamp	T/Pos	A/Pos	Remark	Pol/Phase
	MHz	dBuV/m	dBuV/m	dB	dBuV	Loss	Factor	Factor	deg	cm		
1	5459.52	66.08	74.00	-7.92	58.92	7.89	33.74	34.47	359	164	Peak	HORIZONTAL
2	5460.00	53.21	54.00	-0.79	46.05	7.89	33.74	34.47	359	164	Average	HORIZONTAL
3	5470.00	69.18	74.00	-4.82	61.99	7.90	33.76	34.47	359	164	Peak	HORIZONTAL
4	5470.00	53.58	54.00	-0.42	46.39	7.90	33.76	34.47	359	164	Average	HORIZONTAL
5	5506.44	110.85			103.61	7.91	33.80	34.47	359	164	Peak	HORIZONTAL
6	5506.44	99.46			92.22	7.91	33.80	34.47	359	164	Average	HORIZONTAL

Item 5, 6 are the fundamental frequency at 5530 MHz.

Note: Both antenna polarizations have been tested and only the worst case was recorded in test report.

Channel 122



	Freq	Level	Limit	Over	Read	CableAntenna	Preamp	T/Pos	A/Pos	Remark	Pol/Phase
	MHz	dBuV/m	dBuV/m	dB	dBuV	dB	dB/m	dB	deg	cm	
1	5577.79	116.25			108.74	7.94	34.05	34.48	1	168 Peak	HORIZONTAL
2	5622.02	102.11			94.52	7.94	34.15	34.50	1	168 Average	HORIZONTAL
3	5725.00	53.60	54.00	-0.40	45.74	7.87	34.50	34.51	1	168 Average	HORIZONTAL
4	5729.81	68.60	74.00	-5.40	60.75	7.87	34.50	34.52	1	168 Peak	HORIZONTAL

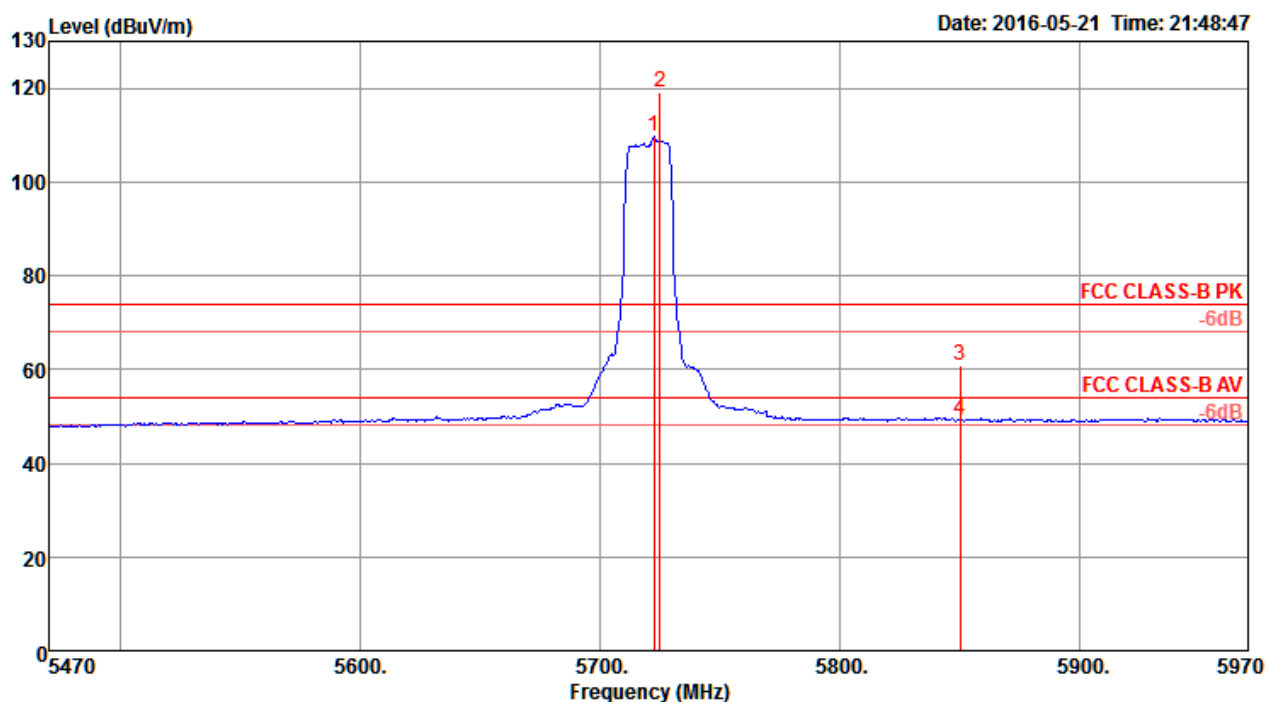
Item 1, 2 are the fundamental frequency at 5610 MHz.

Note: Both antenna polarizations have been tested and only the worst case was recorded in test report.

Straddle Channel

Temperature	22°C	Humidity	56%
Test Engineer	Peter Wu & Gary Chu	Configurations	IEEE 802.11ac MCS0/Nss2 VHT20 CH 144 / Chain 1 + Chain 2 + Chain 3 + Chain 4
Test Mode	Mode 2		

Channel 144



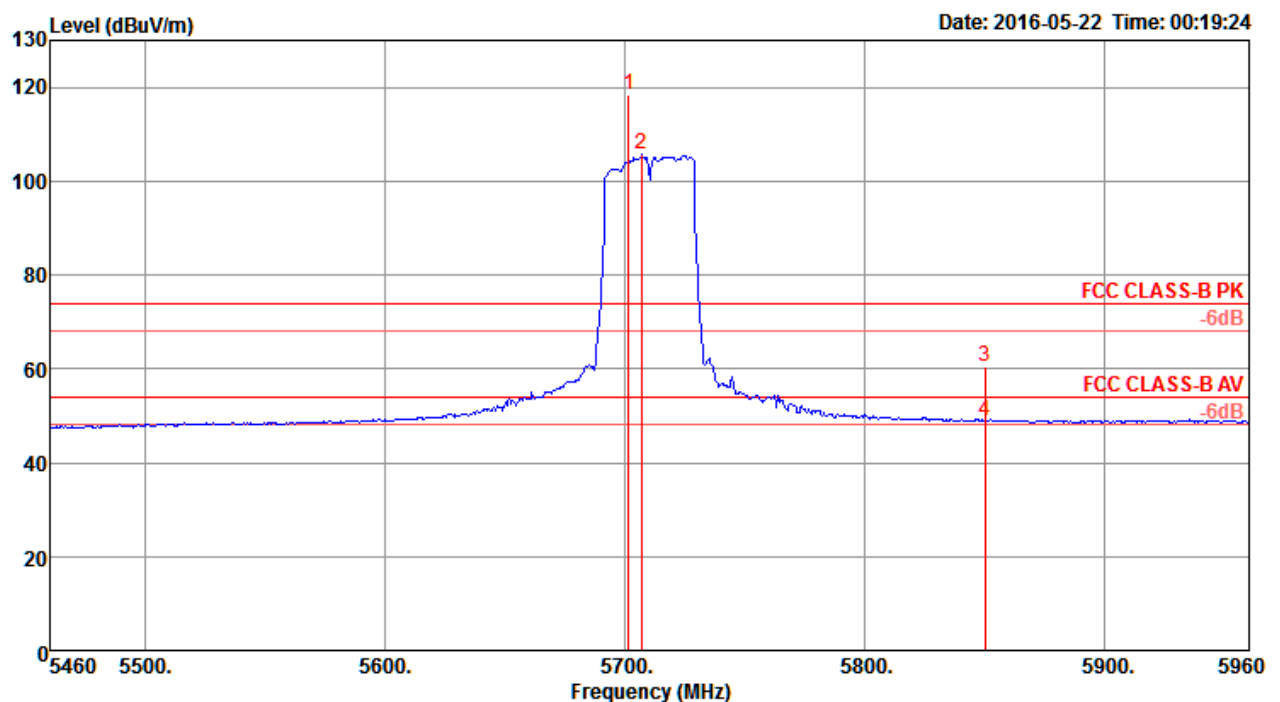
	Freq	Level	Limit	Over	Read	Cable	Antenna	Preamp	T/Pos	A/Pos	Remark	Pol/Phase
	MHz	dBuV/m	dBuV/m	dB	dBuV	dB	dB/m	dB	deg	cm		
1	5722.40	109.56			101.70	7.87	34.50	34.51	354	172	Average	VERTICAL
2	5724.81	119.14			111.28	7.87	34.50	34.51	354	172	Peak	VERTICAL
3	5850.00	60.98	74.00	-13.02	52.87	7.80	34.85	34.54	354	172	Peak	VERTICAL
4	5850.00	49.32	54.00	-4.68	41.21	7.80	34.85	34.54	354	172	Average	VERTICAL

Item 1, 2 are the fundamental frequency at 5720 MHz.

Note: Both antenna polarizations have been tested and only the worst case was recorded in test report.

Temperature	22°C	Humidity	56%
Test Engineer	Peter Wu & Gary Chu	Configurations	IEEE 802.11ac MCS0/Nss2 VHT40 CH 142 / Chain 1 + Chain 2 + Chain 3 + Chain 4
Test Mode	Mode 2		

Channel 142



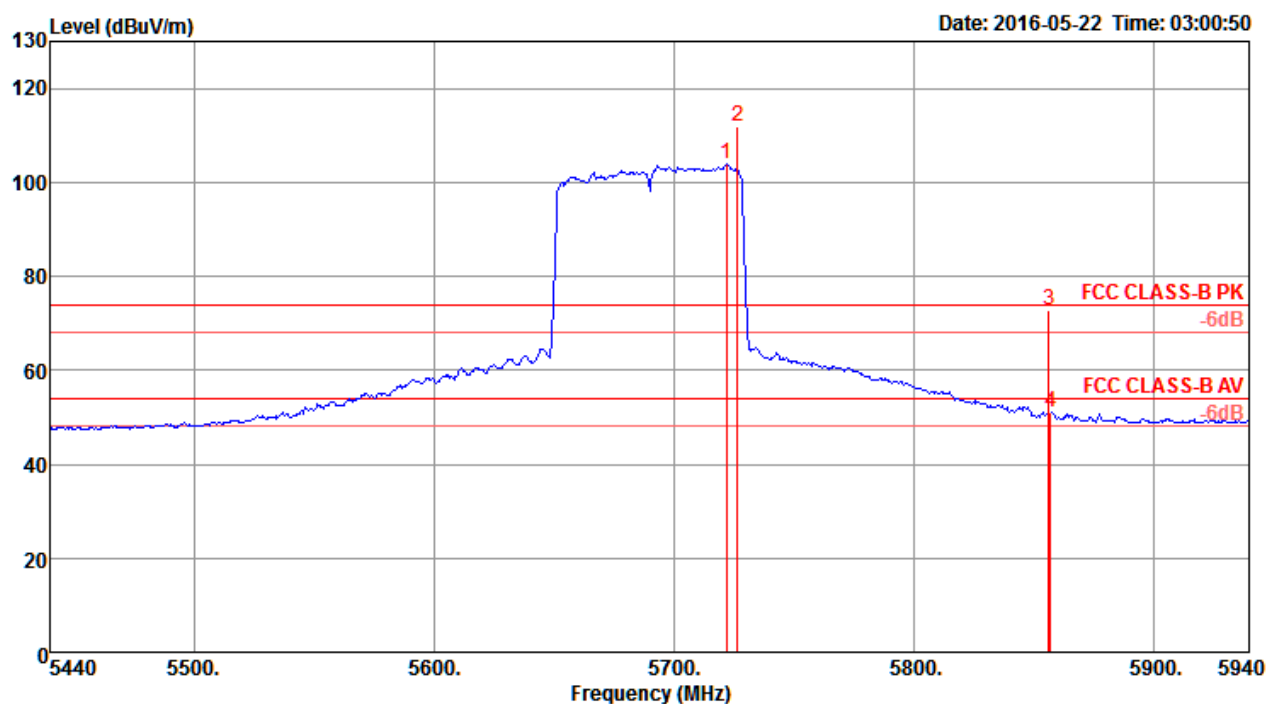
	Freq	Level	Limit	Over	Read	Cable	Antenna	Preamp	T/Pos	A/Pos	Remark	Pol/Phase
	MHz	dBuV/m	dBuV/m	dB	dBuV	dB	dB/m	dB	deg	cm		
1	5701.19	118.49			110.71	7.89	34.40	34.51	1	201	Peak	VERTICAL
2	5706.80	105.82			98.00	7.88	34.45	34.51	1	201	Average	VERTICAL
3	5850.00	60.56	74.00	-13.44	52.45	7.80	34.85	34.54	1	201	Peak	VERTICAL
4	5850.00	48.83	54.00	-5.17	40.72	7.80	34.85	34.54	1	201	Average	VERTICAL

Item 1, 2 are the fundamental frequency at 5710 MHz.

Note: Both antenna polarizations have been tested and only the worst case was recorded in test report.

Temperature	22°C	Humidity	56%
Test Engineer	Peter Wu & Gary Chu	Configurations	IEEE 802.11ac MCS0/Nss2 VHT80 CH 138 / Chain 1 + Chain 2 + Chain 3 + Chain 4
Test Mode	Mode 2		

Channel 138



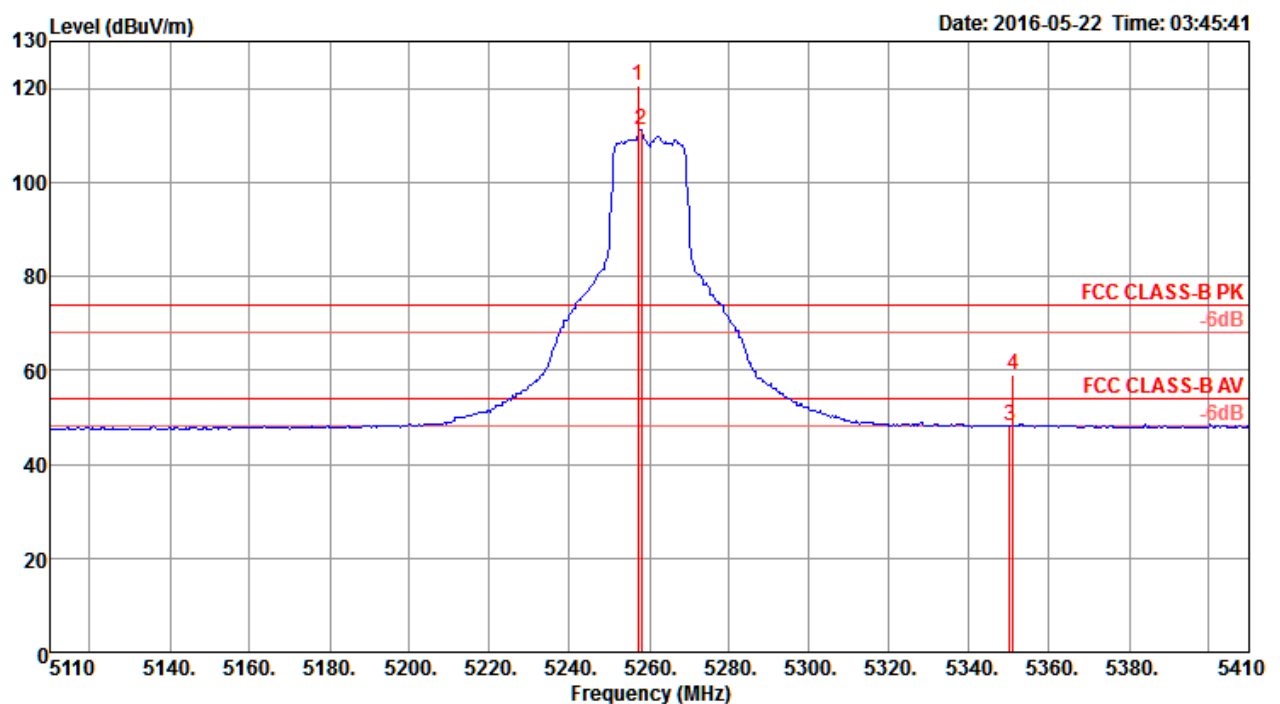
	Freq	Level	Limit	Over	Read	CableAntenna	Preamp	T/Pos	A/Pos	Remark	Pol/Phase
	MHz	dBuV/m	dBuV/m	dB	dBuV	dB	dB/m	dB	deg	cm	
1	5722.05	103.86			96.04	7.88	34.45	34.51	3	166 Average	HORIZONTAL
2	5726.86	112.03			104.18	7.87	34.50	34.52	3	166 Peak	HORIZONTAL
3	5856.41	72.63	74.00	-1.37	64.48	7.79	34.90	34.54	3	166 Peak	HORIZONTAL
4	5857.21	51.09	54.00	-2.91	42.94	7.79	34.90	34.54	3	166 Average	HORIZONTAL

Item 1, 2 are the fundamental frequency at 5690 MHz.

Note: Both antenna polarizations have been tested and only the worst case was recorded in test report.

Temperature	22°C	Humidity	56%
Test Engineer	Peter Wu & Gary Chu	Configurations	IEEE 802.11ac MCS0/Nss3 VHT20 CH 52, 60, 64 / Chain 1 + Chain 2 + Chain 3 + Chain 4
Test Mode	Mode 2		

Channel 52

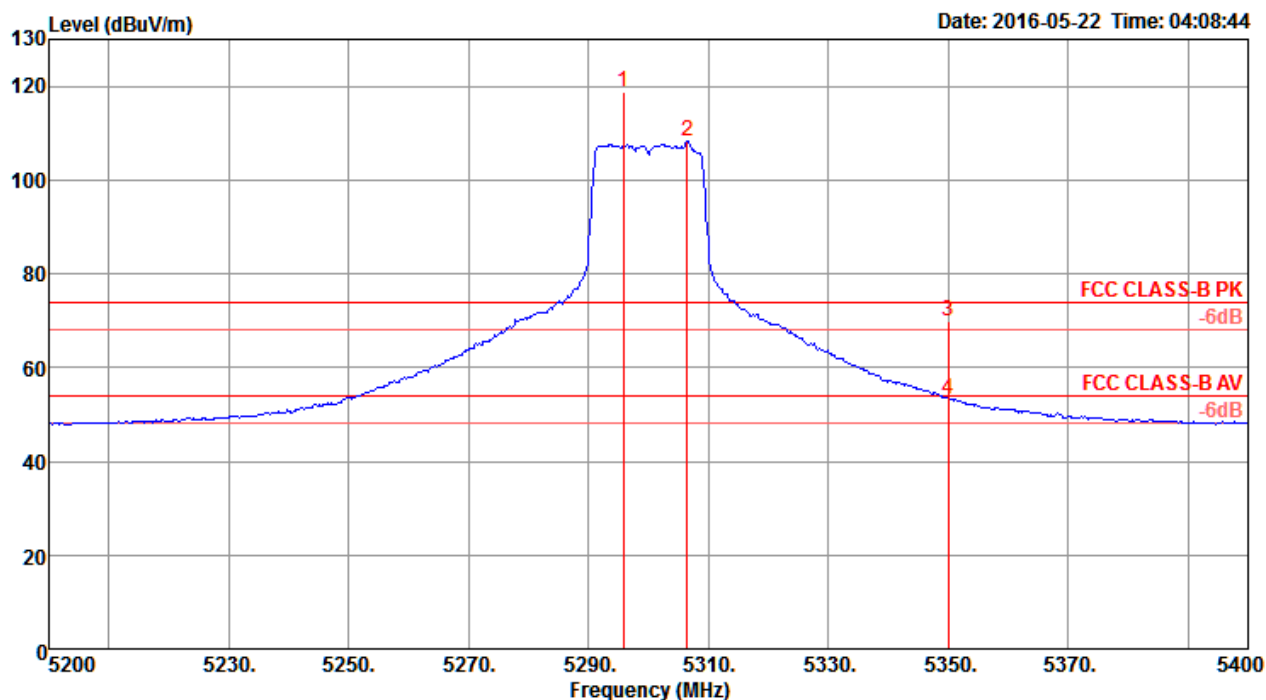


	Freq	Level	Limit	Over	Read	Cable	Antenna	Preamp	T/Pos	A/Pos	Remark	Pol/Phase
	MHz	dBuV/m	dBuV/m	dB	dBuV	dB	dB/m	dB	deg	cm		
1	5257.12	120.59			113.66	7.94	33.46	34.47	359	174	Peak	VERTICAL
2	5258.08	111.22			104.29	7.94	33.46	34.47	359	174	Average	VERTICAL
3	5350.00	48.15	54.00	-5.85	41.14	7.89	33.59	34.47	359	174	Average	VERTICAL
4	5350.96	58.99	74.00	-15.01	51.98	7.89	33.59	34.47	359	174	Peak	VERTICAL

Item 1, 2 are the fundamental frequency at 5260 MHz.

Note: Both antenna polarizations have been tested and only the worst case was recorded in test report.

Channel 60

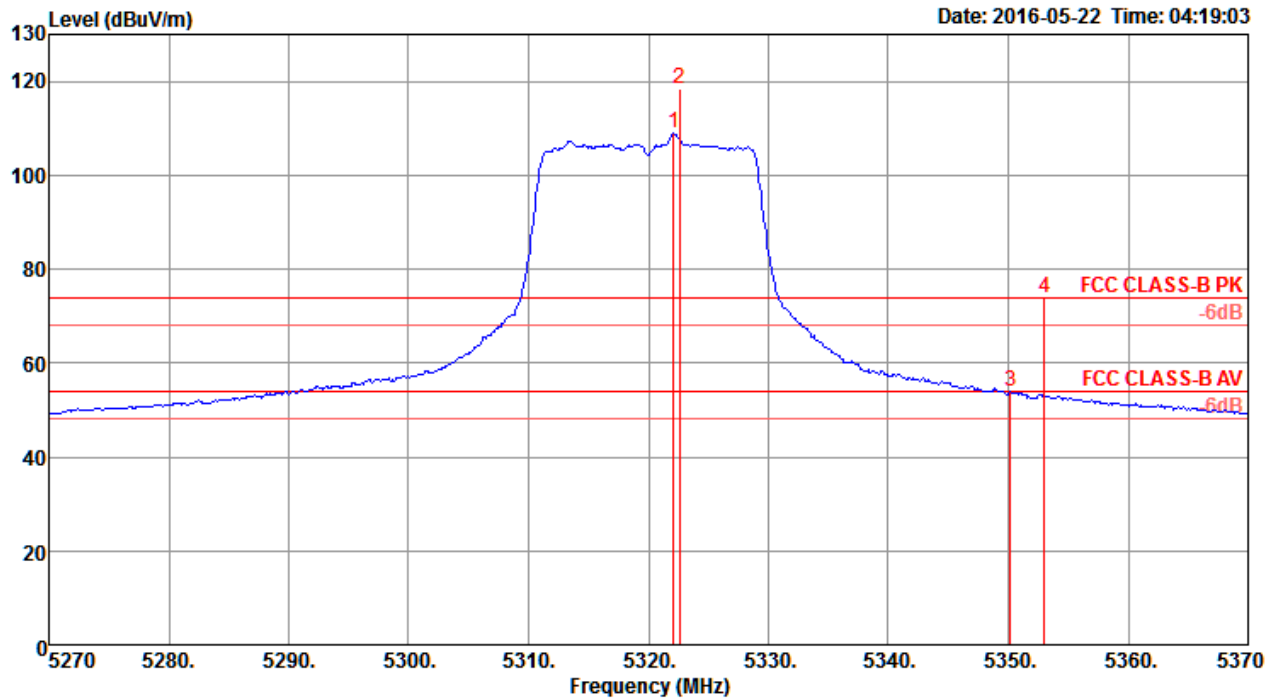


	Freq	Level	Limit	Over	Read	CableAntenna	Preamp	T/Pos	A/Pos	Remark	Pol/Phase
	MHz	dBuV/m	dBuV/m	dB	dBuV	dB	dB/m	dB	deg	cm	
1	5295.83	118.68			111.72	7.91	33.52	34.47	359	160 Peak	HORIZONTAL
2	5306.41	108.14			101.18	7.91	33.52	34.47	359	160 Average	HORIZONTAL
3	5350.00	69.77	74.00	-4.23	62.76	7.89	33.59	34.47	359	160 Peak	HORIZONTAL
4	5350.00	53.35	54.00	-0.65	46.34	7.89	33.59	34.47	359	160 Average	HORIZONTAL

Item 1, 2 are the fundamental frequency at 5300 MHz.

Note: Both antenna polarizations have been tested and only the worst case was recorded in test report.

Channel 64



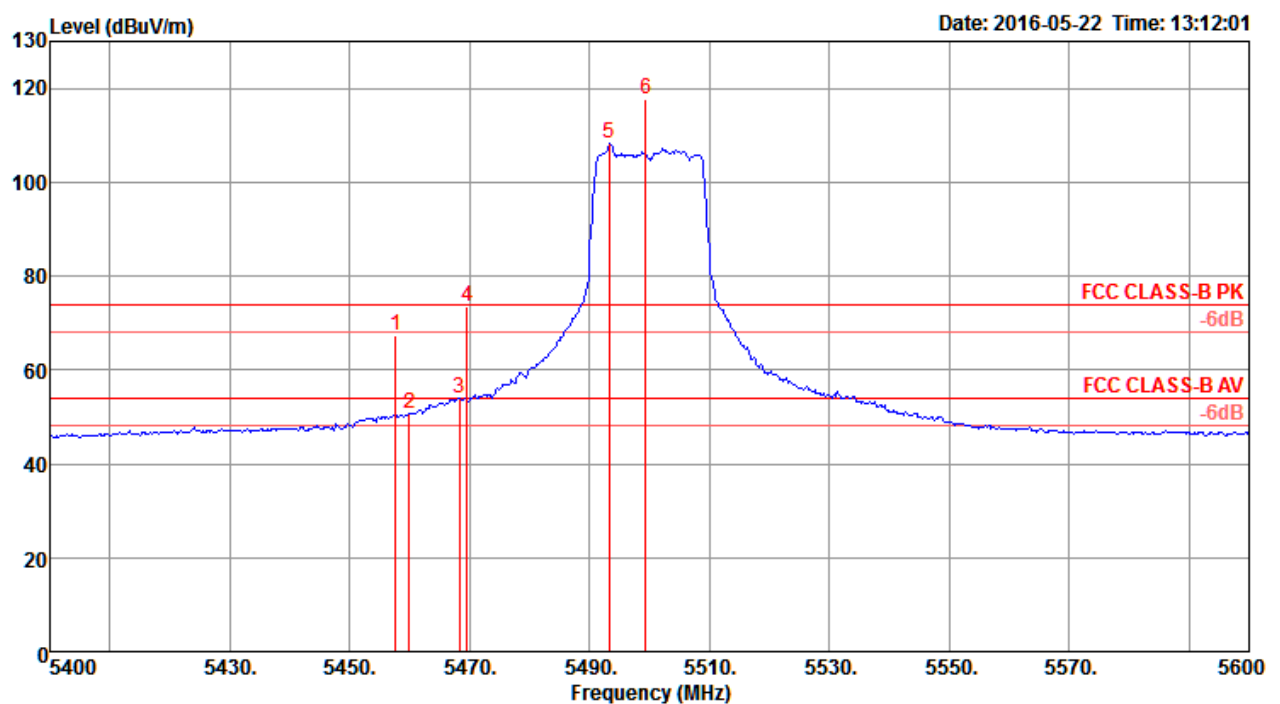
	Freq	Level	Limit	Over	Read	CableAntenna	Preamp	T/Pos	A/Pos	Remark	Pol/Phase
	MHz	dBuV/m	dBuV/m	dB	dBuV	dB	dB/m	dB	deg	cm	
1	5322.08	109.04			102.05	7.91	33.55	34.47	359	182 Average	HORIZONTAL
2	5322.56	118.58			111.59	7.91	33.55	34.47	359	182 Peak	HORIZONTAL
3	5350.16	53.87	54.00	-0.13	46.86	7.89	33.59	34.47	359	182 Average	HORIZONTAL
4	5353.05	73.71	74.00	-0.29	66.70	7.89	33.59	34.47	359	182 Peak	HORIZONTAL

Item 1, 2 are the fundamental frequency at 5320 MHz.

Note: Both antenna polarizations have been tested and only the worst case was recorded in test report.

Temperature	22°C	Humidity	56%
Test Engineer	Peter Wu & Gary Chu	Configurations	IEEE 802.11ac MCS0/Nss3 VHT20 CH 100, 116, 140 / Chain 1 + Chain 2 + Chain 3 + Chain 4
Test Mode	Mode 2		

Channel 100

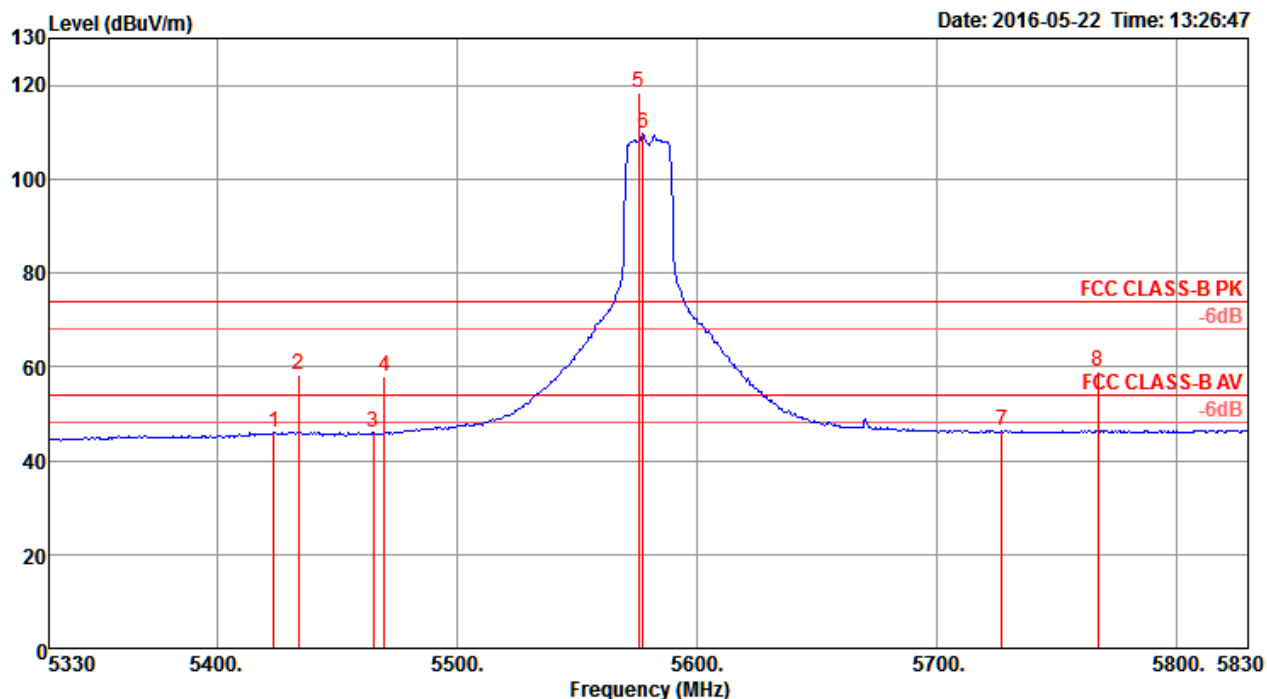


	Freq	Level	Limit	Over	Read	Cable	Antenna	Preamp	A/Pos	T/Pos	Remark	Pol/Phase
	MHz	dBuV/m	dBuV/m	dB	dBuV	dB	dB/m	dB	cm	deg		
1	5457.69	67.40	74.00	-6.60	60.24	7.89	33.74	34.47	240		1 Peak	VERTICAL
2	5460.00	50.67	54.00	-3.33	43.51	7.89	33.74	34.47	240		1 Average	VERTICAL
3	5468.27	53.99	54.00	-0.01	46.80	7.90	33.76	34.47	240		1 Average	VERTICAL
4	5469.55	73.64	74.00	-0.36	66.45	7.90	33.76	34.47	240		1 Peak	VERTICAL
5	5493.27	108.10			100.89	7.90	33.78	34.47	240		1 Average	VERTICAL
6	5499.36	117.85			110.61	7.91	33.80	34.47	240		1 Peak	VERTICAL

Item 5, 6 are the fundamental frequency at 5500 MHz.

Note: Both antenna polarizations have been tested and only the worst case was recorded in test report.

Channel 116

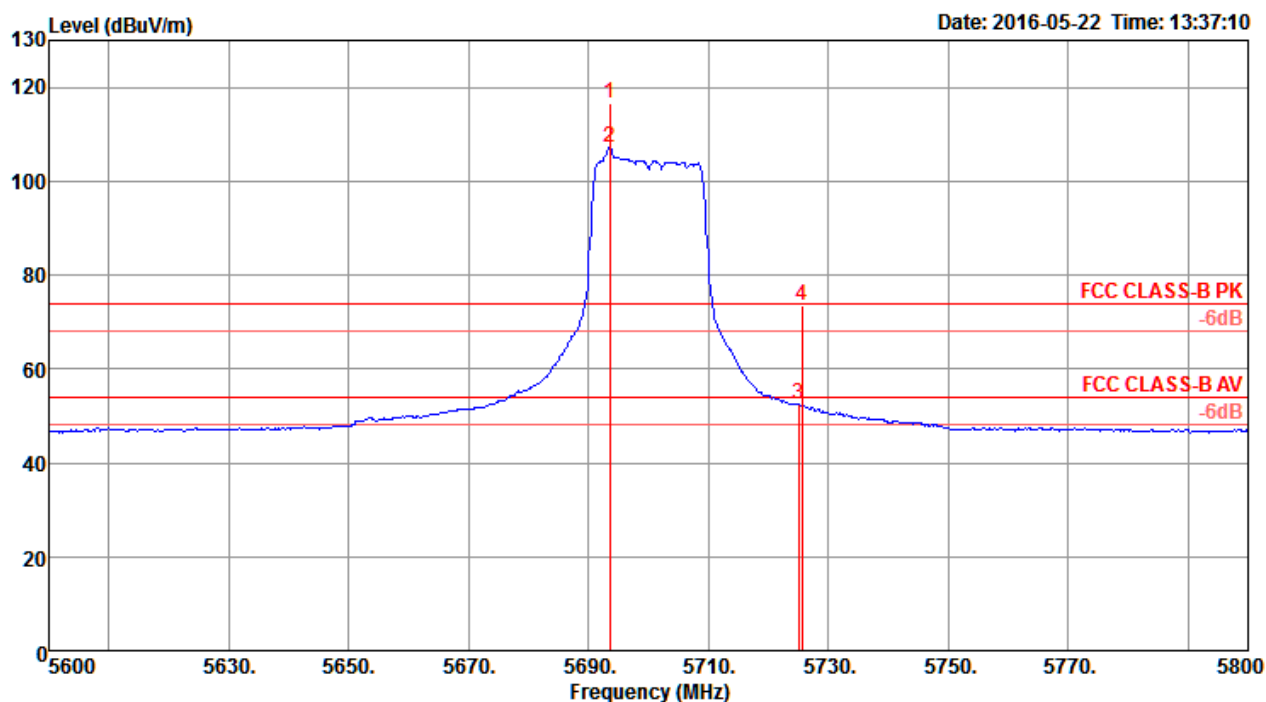


	Freq	Level	Limit	Over	Read	Cable	Antenna	Preamp	A/Pos	T/Pos	Remark	Pol/Phase
	MHz	dBuV/m	dBuV/m	dB	dBuV	dB	dB/m	dB	cm	deg		
1	5423.75	46.15	54.00	-7.85	39.06	7.87	33.69	34.47	200		1 Average	VERTICAL
2	5434.17	58.18	74.00	-15.82	51.05	7.88	33.72	34.47	200		1 Peak	VERTICAL
3	5465.19	45.99	54.00	-8.01	38.80	7.90	33.76	34.47	200		1 Average	VERTICAL
4	5470.00	58.05	74.00	-15.95	50.86	7.90	33.76	34.47	200		1 Peak	VERTICAL
5	5575.99	118.32			110.81	7.94	34.05	34.48	200		1 Peak	VERTICAL
6	5577.60	109.63			102.12	7.94	34.05	34.48	200		1 Average	VERTICAL
7	5727.44	46.52	54.00	-7.48	38.67	7.87	34.50	34.52	200		1 Average	VERTICAL
8	5767.47	58.89	74.00	-15.11	50.97	7.85	34.60	34.53	200		1 Peak	VERTICAL

Item 5, 6 are the fundamental frequency at 5580 MHz.

Note: Both antenna polarizations have been tested and only the worst case was recorded in test report.

Channel 140



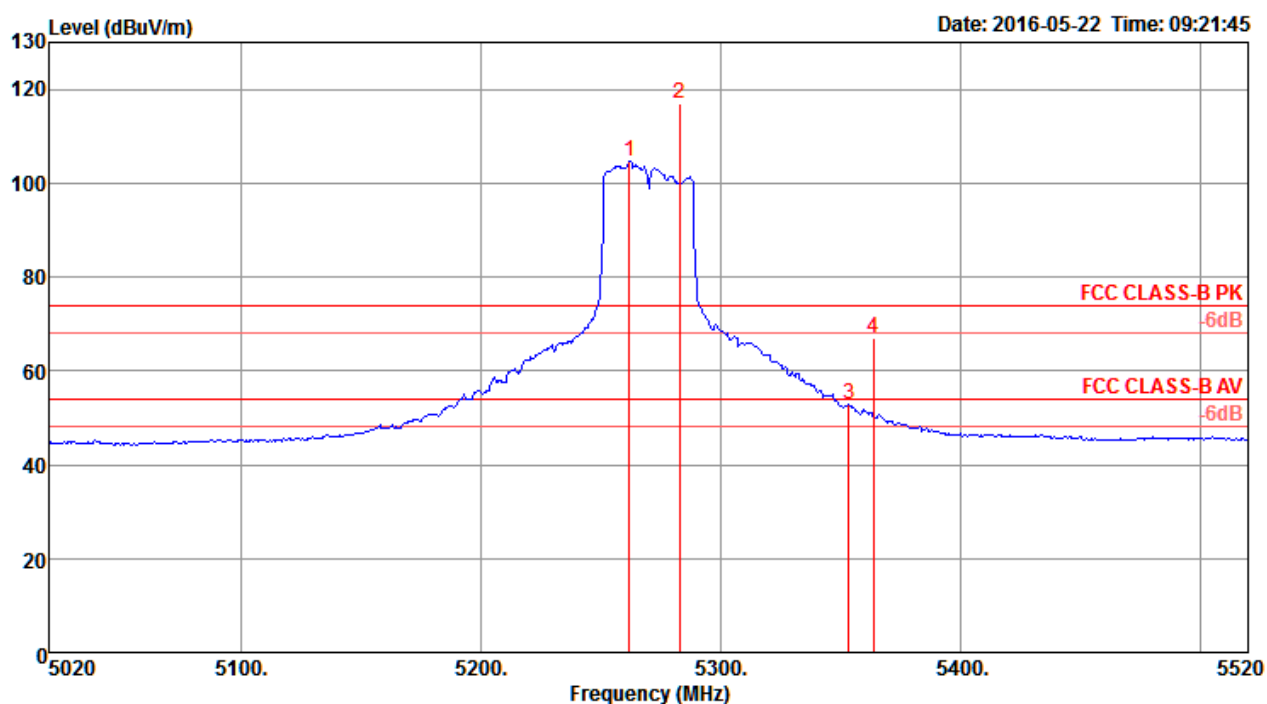
	Freq	Level	Limit	Over	Read	CableAntenna	Preamp	A/Pos	T/Pos	Remark	Pol/Phase
	MHz	dBuV/m	dBuV/m	dB	dBuV	dB	dB/m	dB	cm	deg	
1	5693.59	116.60			108.82	7.89	34.40	34.51	156	1 Peak	VERTICAL
2	5693.59	107.28			99.50	7.89	34.40	34.51	156	1 Average	VERTICAL
3	5725.00	52.33	54.00	-1.67	44.47	7.87	34.50	34.51	156	1 Average	VERTICAL
4	5725.64	73.58	74.00	-0.42	65.72	7.87	34.50	34.51	156	1 Peak	VERTICAL

Item 1, 2 are the fundamental frequency at 5700 MHz.

Note: Both antenna polarizations have been tested and only the worst case was recorded in test report.

Temperature	22°C	Humidity	56%
Test Engineer	Peter Wu & Gary Chu	Configurations	IEEE 802.11ac MCS0/Nss3 VHT40 CH 54, 62 / Chain 1 + Chain 2 + Chain 3 + Chain 4
Test Mode	Mode 2		

Channel 54

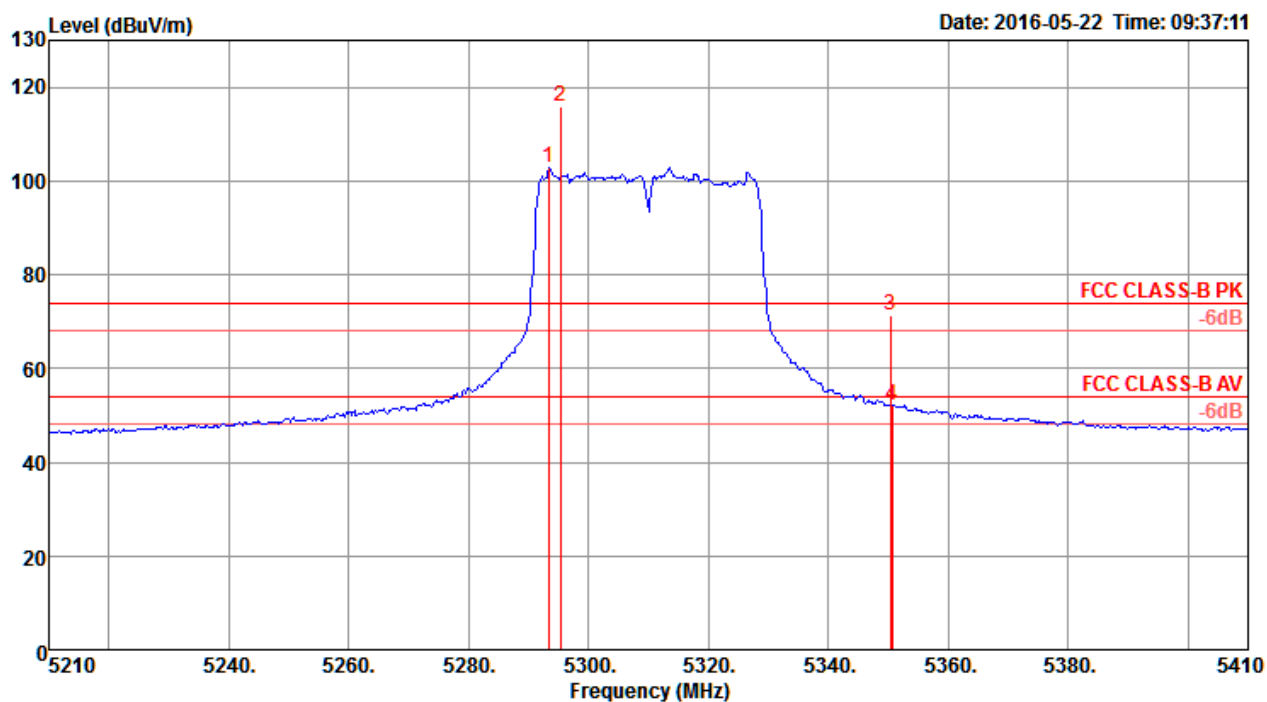


	Freq	Level	Limit	Over	Read	Cable	Antenna	Preamp	A/Pos	T/Pos	Remark	Pol/Phase
	MHz	dBuV/m	dBuV/m	dB	dBuV	dB	dB/m	dB	cm	deg		
1	5261.99	104.82			97.89	7.94	33.46	34.47	172	358	Average	VERTICAL
2	5282.82	116.98			110.03	7.92	33.50	34.47	172	358	Peak	VERTICAL
3	5353.33	52.76	54.00	-1.24	45.75	7.89	33.59	34.47	172	358	Average	VERTICAL
4	5363.75	67.11	74.00	-6.89	60.09	7.88	33.61	34.47	172	358	Peak	VERTICAL

Item 1, 2 are the fundamental frequency at 5270 MHz.

Note: Both antenna polarizations have been tested and only the worst case was recorded in test report.

Channel 62



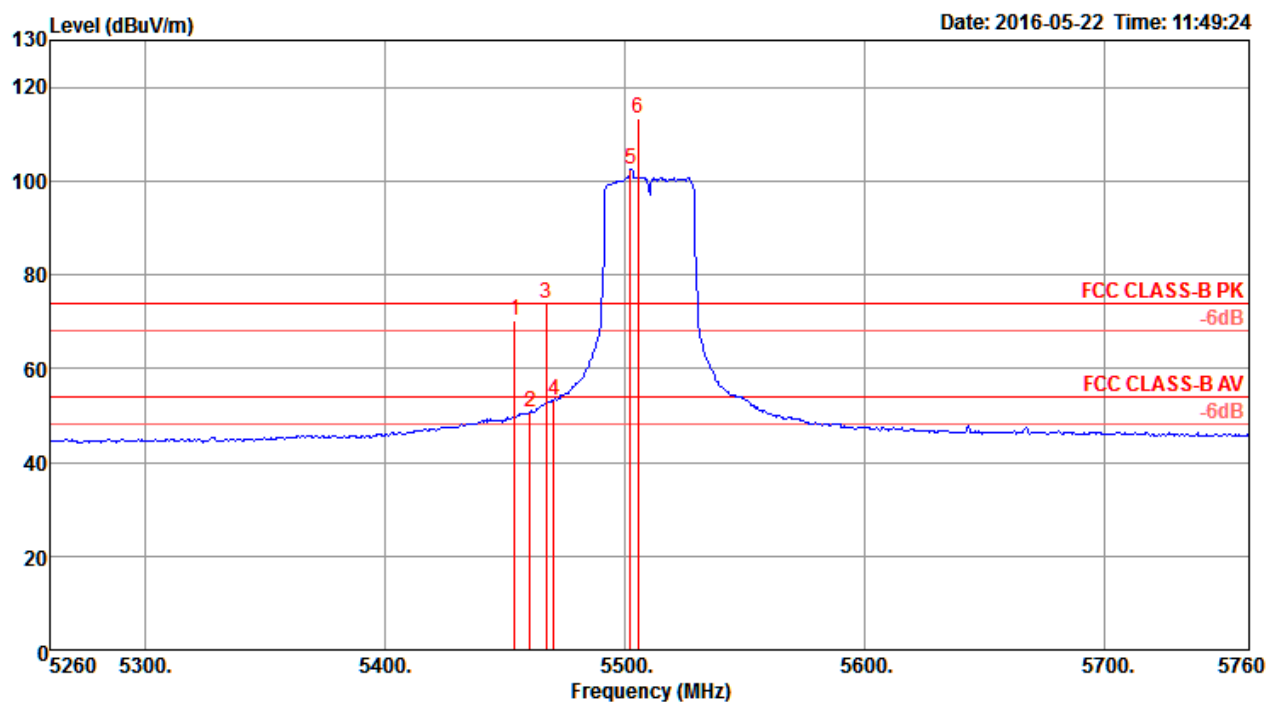
	Freq	Level	Limit	Over	Read	CableAntenna	Preamp	A/Pos	T/Pos	Remark	Pol/Phase
	MHz	dBuV/m	dBuV/m	dB	dBuV	dB	dB/m	dB	cm	deg	
1	5293.33	102.70			95.74	7.91	33.52	34.47	143	352	Average
2	5295.26	116.05			109.09	7.91	33.52	34.47	143	352	Peak
3	5350.39	71.22	74.00	-2.78	64.21	7.89	33.59	34.47	143	352	Peak
4	5350.71	52.15	54.00	-1.85	45.14	7.89	33.59	34.47	143	352	Average

Item 1, 2 are the fundamental frequency at 5310 MHz.

Note: Both antenna polarizations have been tested and only the worst case was recorded in test report.

Temperature	22°C	Humidity	56%
Test Engineer	Peter Wu & Gary Chu	Configurations	IEEE 802.11ac MCS0/Nss3 VHT40 CH 102, 110, 134 / Chain 1 + Chain 2 + Chain 3 + Chain 4
Test Mode	Mode 2		

Channel 102

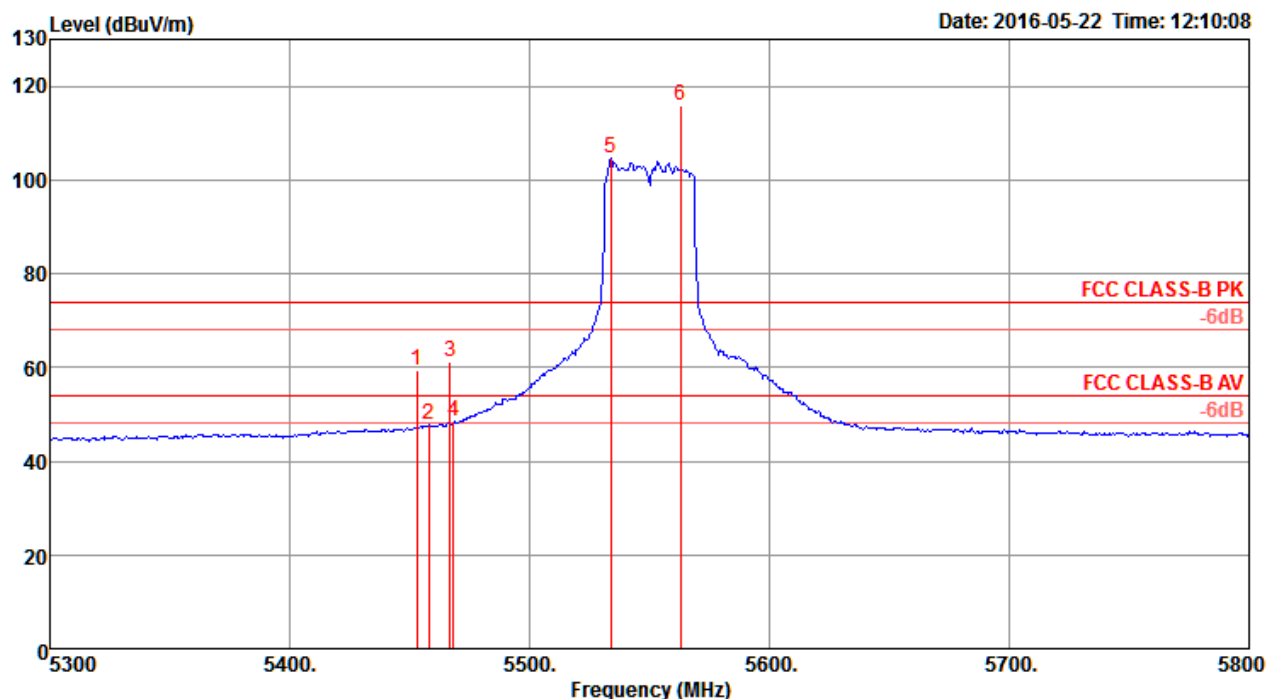


	Freq	Level	Limit	Over	Read	Cable	Antenna	Preamp	A/Pos	T/Pos	Remark	Pol/Phase
	MHz	dBuV/m	dBuV/m	dB	dBuV	dB	dB/m	dB	cm	deg		
1	5453.91	70.17	74.00	-3.83	63.01	7.89	33.74	34.47	157	356	Peak	VERTICAL
2	5460.00	50.71	54.00	-3.29	43.55	7.89	33.74	34.47	157	356	Average	VERTICAL
3	5466.80	73.75	74.00	-0.25	66.56	7.90	33.76	34.47	157	356	Peak	VERTICAL
4	5470.00	53.37	54.00	-0.63	46.18	7.90	33.76	34.47	157	356	Average	VERTICAL
5	5501.99	102.45			95.21	7.91	33.80	34.47	157	356	Average	VERTICAL
6	5505.19	113.28			106.04	7.91	33.80	34.47	157	356	Peak	VERTICAL

Item 5, 6 are the fundamental frequency at 5510 MHz.

Note: Both antenna polarizations have been tested and only the worst case was recorded in test report.

Channel 110

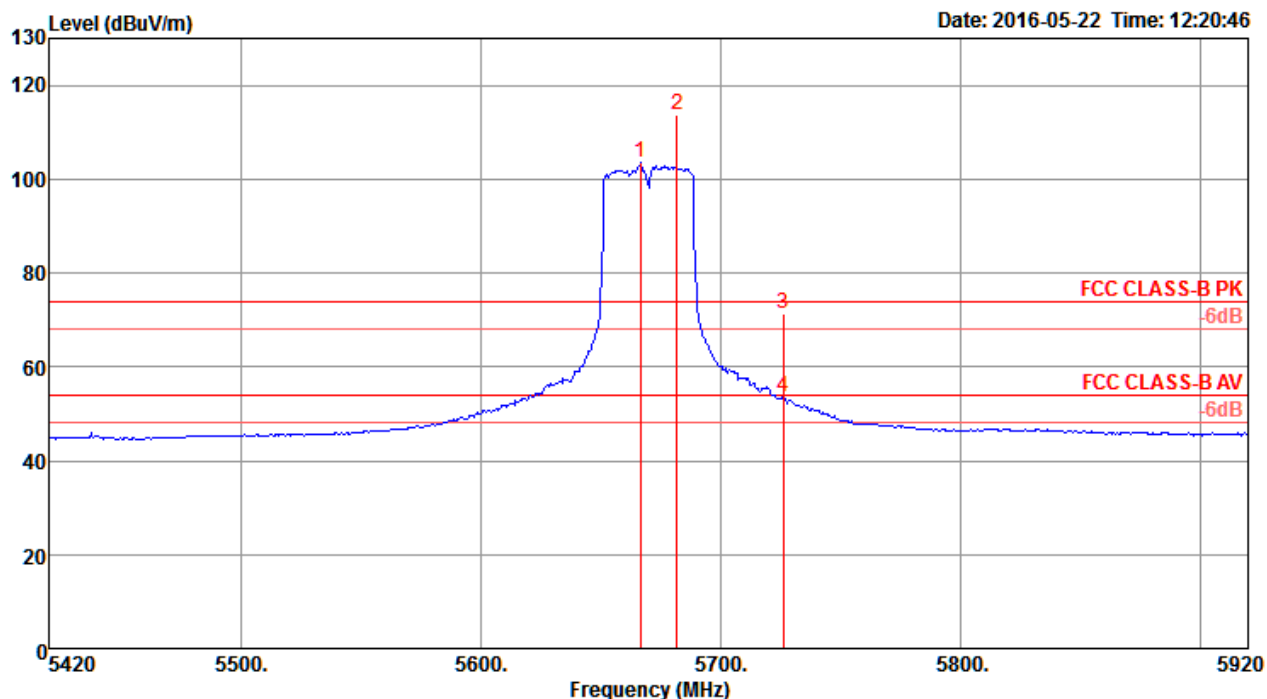


	Freq	Level	Limit	Over	Read	CableAntenna	Preamp	A/Pos	T/Pos	Remark	Pol/Phase
	MHz	dBuV/m	dBuV/m	dB	dBuV	dB	dB/m	dB	cm	deg	
1	5453.05	59.52	74.00	-14.48	52.36	7.89	33.74	34.47	160	356 Peak	HORIZONTAL
2	5457.85	47.63	54.00	-6.37	40.47	7.89	33.74	34.47	160	356 Average	HORIZONTAL
3	5466.80	61.11	74.00	-12.89	53.92	7.90	33.76	34.47	160	356 Peak	HORIZONTAL
4	5468.27	48.38	54.00	-5.62	41.19	7.90	33.76	34.47	160	356 Average	HORIZONTAL
5	5533.97	104.80			97.46	7.92	33.90	34.48	160	356 Average	HORIZONTAL
6	5562.82	115.97			108.51	7.94	34.00	34.48	160	356 Peak	HORIZONTAL

Item 5, 6 are the fundamental frequency at 5550 MHz.

Note: Both antenna polarizations have been tested and only the worst case was recorded in test report.

Channel 134



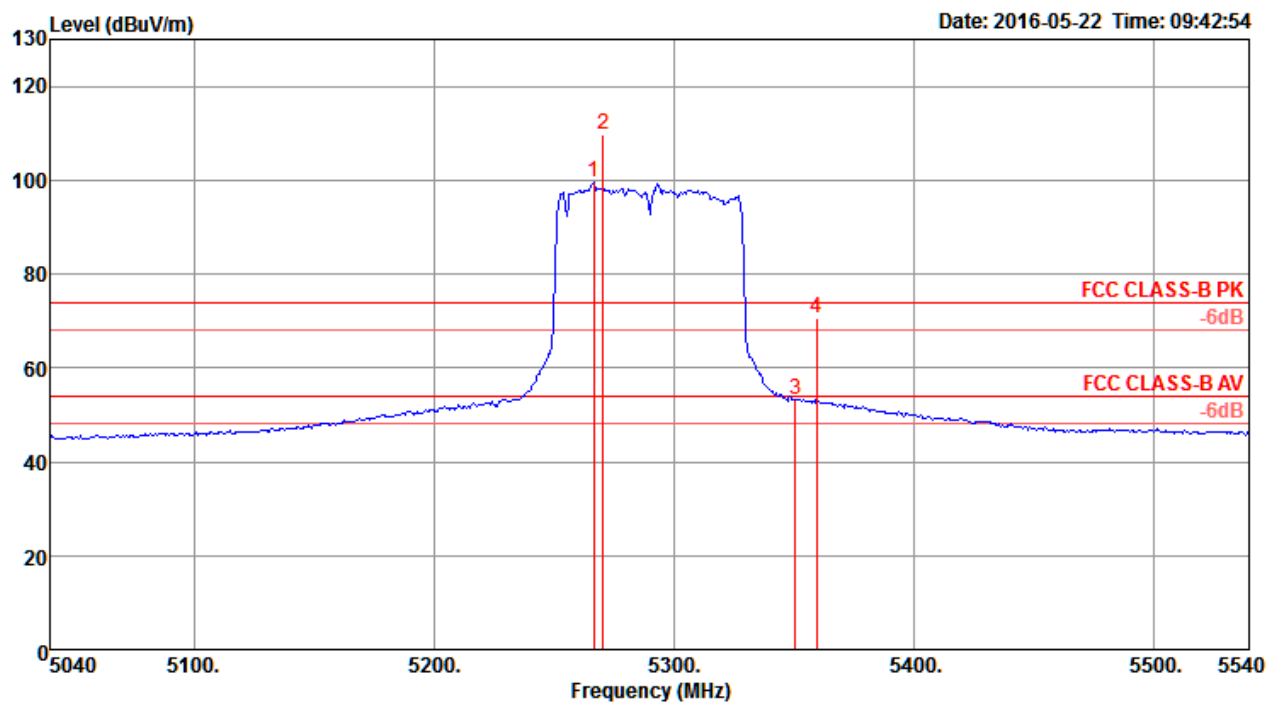
	Freq	Level	Limit	Over	Read	CableAntenna	Preamp	A/Pos	T/Pos	Remark	Pol/Phase
	MHz	dBuV/m	dBuV/m	dB	dBuV	dB	dB/m	dB	cm	deg	
1	5666.80	103.48			95.77	7.91	34.30	34.50	147	0 Average	HORIZONTAL
2	5682.02	113.82			106.08	7.90	34.35	34.51	147	0 Peak	HORIZONTAL
3	5726.09	71.27	74.00	-2.73	63.41	7.87	34.50	34.51	147	0 Peak	HORIZONTAL
4	5726.09	53.74	54.00	-0.26	45.88	7.87	34.50	34.51	147	0 Average	HORIZONTAL

Item 1, 2 are the fundamental frequency at 5670 MHz.

Note: Both antenna polarizations have been tested and only the worst case was recorded in test report.

Temperature	22°C	Humidity	56%
Test Engineer	Peter Wu & Gary Chu	Configurations	IEEE 802.11ac MCS0/Nss3 VHT80 CH 58 / Chain 1 + Chain 2 + Chain 3 + Chain 4
Test Mode	Mode 2		

Channel 58



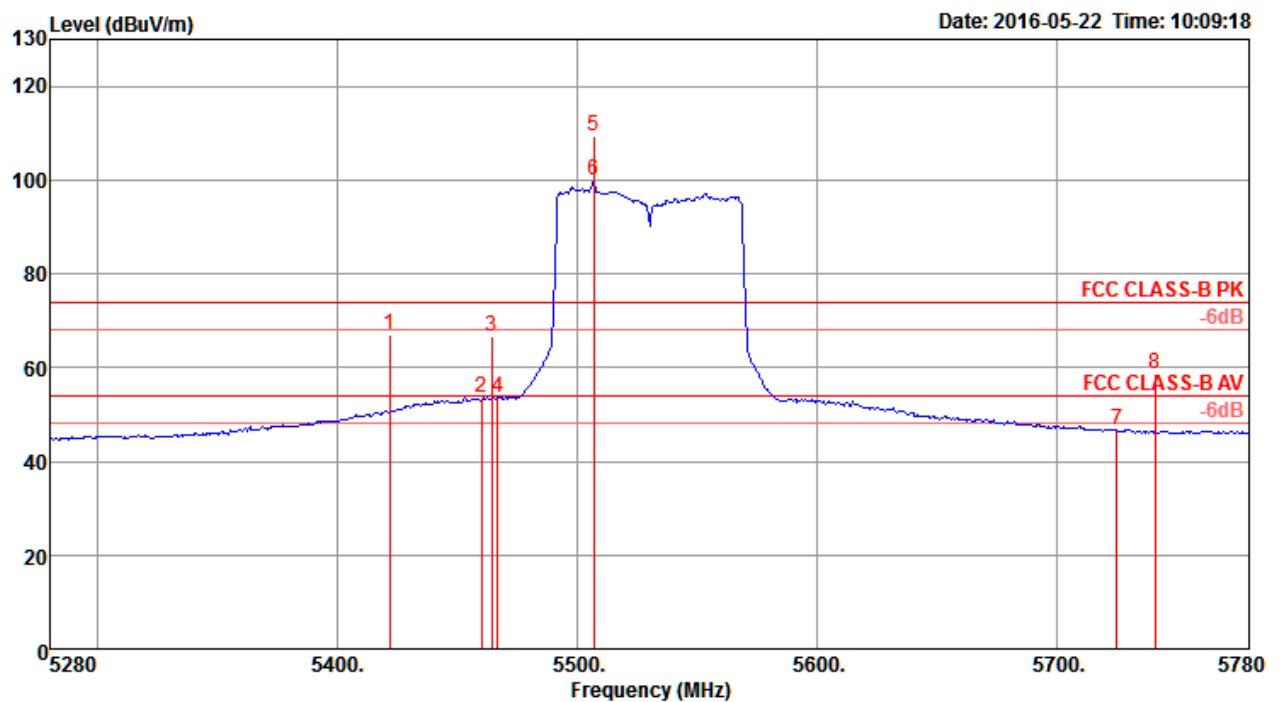
	Freq	Level	Limit	Over	Read	Cable	Antenna	Preamp	A/Pos	T/Pos	Remark	Pol/Phase
	MHz	dBuV/m	dBuV/m	dB	dBuV	dB	dB/m	dB	cm	deg		
1	5266.76	99.44			92.50	7.93	33.48	34.47	147	0	Average	HORIZONTAL
2	5270.77	109.74			102.80	7.93	33.48	34.47	147	0	Peak	HORIZONTAL
3	5350.90	53.31	54.00	-0.69	46.30	7.89	33.59	34.47	147	0	Average	HORIZONTAL
4	5359.71	70.43	74.00	-3.57	63.41	7.88	33.61	34.47	147	0	Peak	HORIZONTAL

Item 1, 2 are the fundamental frequency at 5290 MHz.

Note: Both antenna polarizations have been tested and only the worst case was recorded in test report.

Temperature	22°C	Humidity	56%
Test Engineer	Peter Wu & Gary Chu	Configurations	IEEE 802.11ac MCS0/Nss3 VHT80 CH 106, 122 / Chain 1 + Chain 2 + Chain 3 + Chain 4
Test Mode	Mode 2		

Channel 106

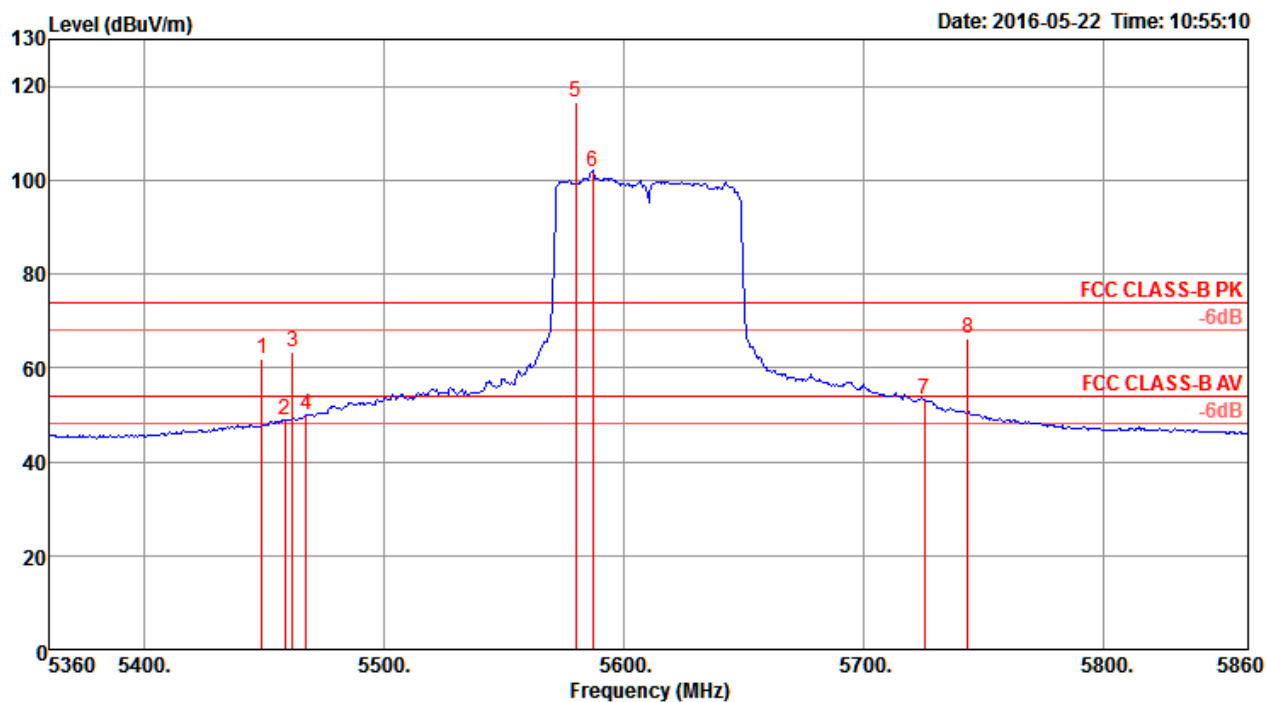


	Freq	Level	Limit	Over	Read	Cable	Antenna	Preamp	A/Pos	T/Pos	Remark	Pol/Phase
	MHz	dBuV/m	dBuV/m	dB	dBuV	dB	dB/m	dB	cm	deg		
1	5421.83	67.16	74.00	-6.84	60.07	7.87	33.69	34.47	164	0	Peak	HORIZONTAL
2	5460.00	53.47	54.00	-0.53	46.31	7.89	33.74	34.47	164	0	Average	HORIZONTAL
3	5464.39	66.71	74.00	-7.29	59.52	7.90	33.76	34.47	164	0	Peak	HORIZONTAL
4	5466.70	53.75	54.00	-0.25	46.56	7.90	33.76	34.47	164	0	Average	HORIZONTAL
5	5506.76	109.47			102.23	7.91	33.80	34.47	164	0	Peak	HORIZONTAL
6	5506.76	99.82			92.58	7.91	33.80	34.47	164	0	Average	HORIZONTAL
7	5725.00	46.86	54.00	-7.14	39.00	7.87	34.50	34.51	164	0	Average	HORIZONTAL
8	5740.74	58.84	74.00	-15.16	50.95	7.86	34.55	34.52	164	0	Peak	HORIZONTAL

Item 5, 6 are the fundamental frequency at 5530 MHz.

Note: Both antenna polarizations have been tested and only the worst case was recorded in test report.

Channel 122



	Freq	Level	Limit	Over	Read	Cable	Antenna	Preamp	A/Pos	T/Pos	Remark	Pol/Phase
	MHz	dBuV/m	dBuV/m	dB	dBuV	dB	dB/m	dB	cm	deg		
1	5448.94	61.97	74.00	-12.03	54.81	7.89	33.74	34.47	162	359	Peak	HORIZONTAL
2	5458.56	48.96	54.00	-5.04	41.80	7.89	33.74	34.47	162	359	Average	HORIZONTAL
3	5461.76	63.22	74.00	-10.78	56.06	7.89	33.74	34.47	162	359	Peak	HORIZONTAL
4	5467.37	50.06	54.00	-3.94	42.87	7.90	33.76	34.47	162	359	Average	HORIZONTAL
5	5579.55	116.47			108.97	7.94	34.05	34.49	162	359	Peak	HORIZONTAL
6	5586.76	101.93			94.43	7.94	34.05	34.49	162	359	Average	HORIZONTAL
7	5725.00	53.16	54.00	-0.84	45.30	7.87	34.50	34.51	162	359	Average	HORIZONTAL
8	5743.01	66.16	74.00	-7.84	58.27	7.86	34.55	34.52	162	359	Peak	HORIZONTAL

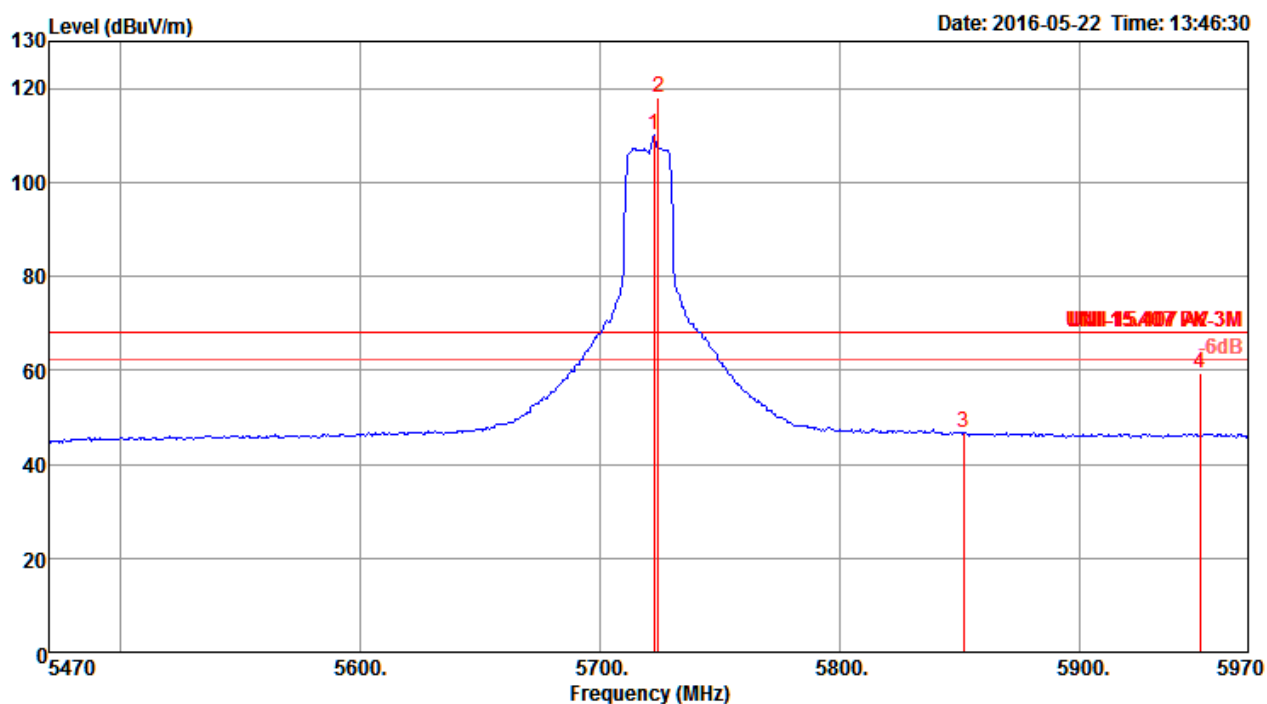
Item 5, 6 are the fundamental frequency at 5610 MHz.

Note: Both antenna polarizations have been tested and only the worst case was recorded in test report.

Straddle Channel

Temperature	22°C	Humidity	56%
Test Engineer	Peter Wu & Gary Chu	Configurations	IEEE 802.11ac MCS0/Nss3 VHT20 CH 144 / Chain 1 + Chain 2 + Chain 3 + Chain 4
Test Mode	Mode 2		

Channel 144



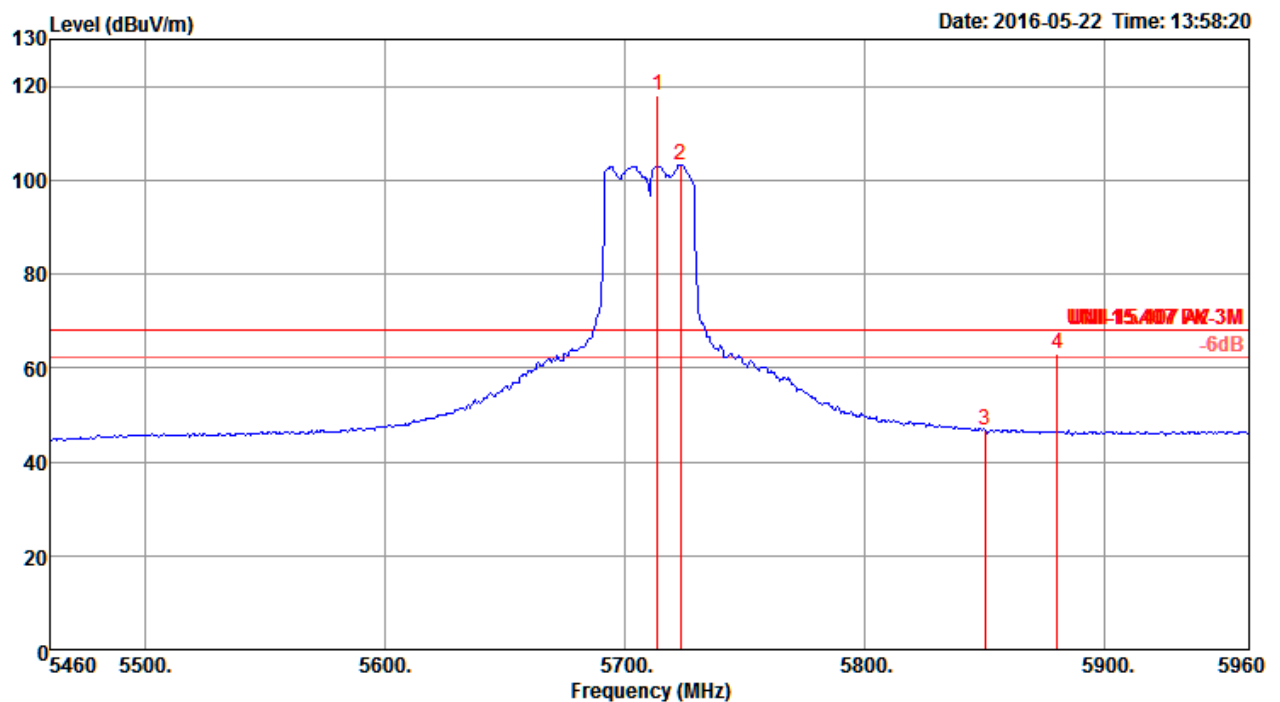
	Freq	Level	Limit	Over	Read	Cable	Antenna	Preamp	A/Pos	T/Pos	Remark	Pol/Phase
	MHz	dBuV/m	dBuV/m	dB	dBuV	dB	dB/m	dB	cm	deg		
1	5722.40	109.94			102.08	7.87	34.50	34.51	151	0	Average	VERTICAL
2	5724.01	118.18			110.32	7.87	34.50	34.51	151	0	Peak	VERTICAL
3	5851.41	46.73	68.20	-21.47	38.62	7.80	34.85	34.54	151	0	Average	VERTICAL
4	5949.97	59.21	68.20	-8.99	50.88	7.74	35.15	34.56	151	0	Peak	VERTICAL

Item 1, 2 are the fundamental frequency at 5720 MHz.

Note: Both antenna polarizations have been tested and only the worst case was recorded in test report.

Temperature	22°C	Humidity	56%
Test Engineer	Peter Wu & Gary Chu	Configurations	IEEE 802.11ac MCS0/Nss3 VHT40 CH 142 / Chain 1 + Chain 2 + Chain 3 + Chain 4
Test Mode	Mode 2		

Channel 142



	Freq	Level	Limit	Over	Read	Cable	Antenna	Preamp	A/Pos	T/Pos	Remark	Pol/Phase
	MHz	dBuV/m	dBuV/m	dB	dBuV	dB	dB/m	dB	cm	deg		
1	5713.21	118.15			110.33	7.88	34.45	34.51	173	360	Peak	VERTICAL
2	5722.82	103.28			95.42	7.87	34.50	34.51	173	360	Average	VERTICAL
3	5850.00	46.74	68.20	-21.46	38.63	7.80	34.85	34.54	173	360	Average	VERTICAL
4	5879.87	63.18	68.20	-5.02	55.00	7.78	34.95	34.55	173	360	Peak	VERTICAL

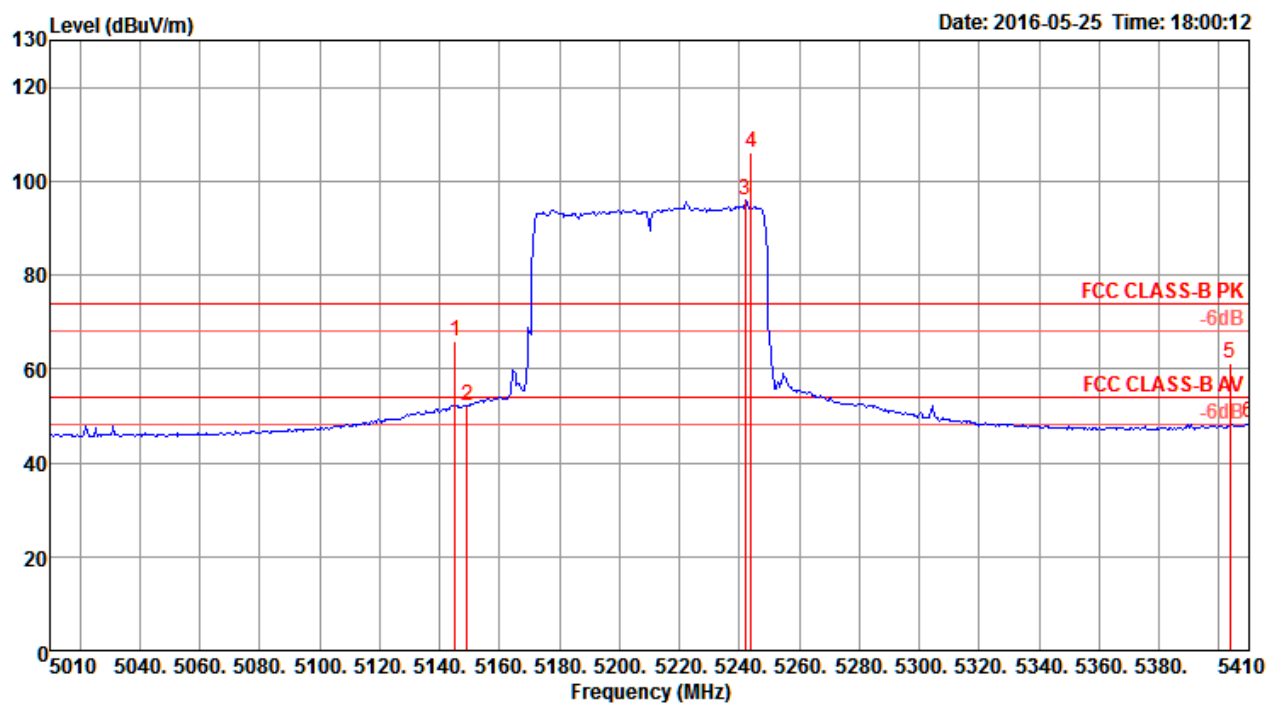
Item 1, 2 are the fundamental frequency at 5710 MHz.

Note: Both antenna polarizations have been tested and only the worst case was recorded in test report.

802.11ac MCS0/Nss2 VHT80+80

Temperature	22°C	Humidity	56%
Test Engineer	Peter Wu & Gary Chu	Configurations	IEEE 802.11ac MCS0/Nss2 VHT80+80 Type 1 / CH 42+106 / Chain 1 + Chain 2 + Chain 3 + Chain 4
Test Mode	Mode 2		

Channel 42

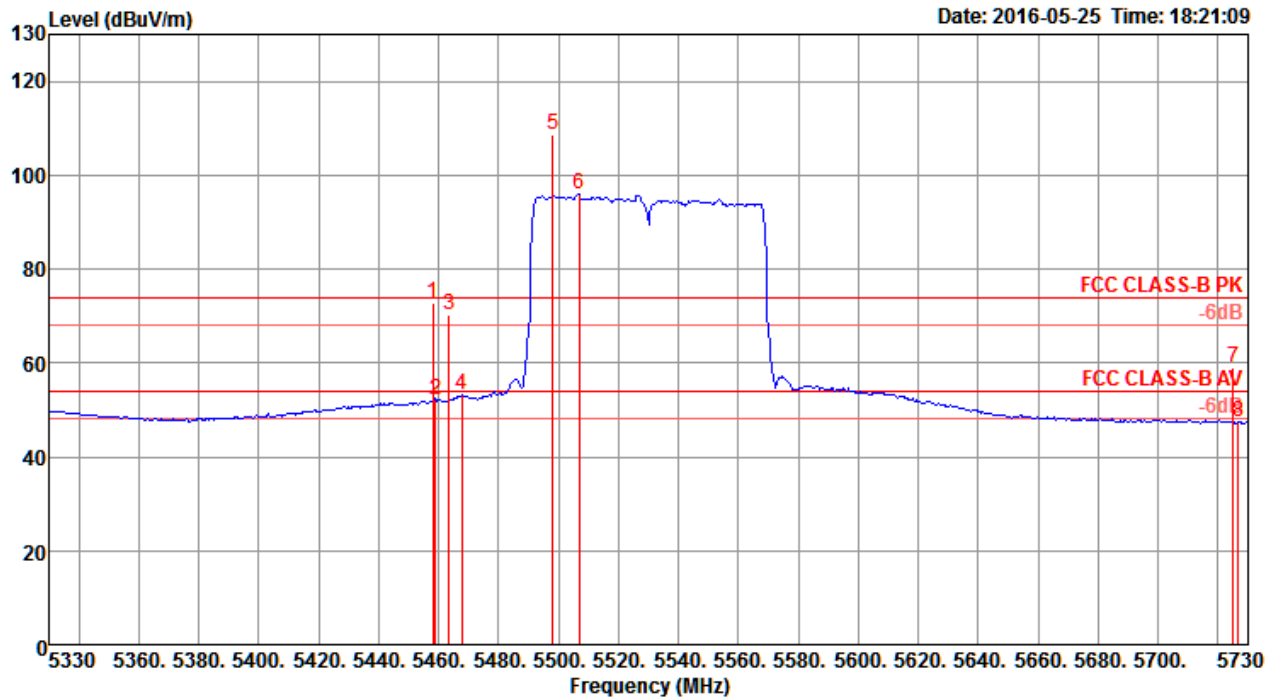


	Freq	Level	Limit	Over	Read	CableAntenna	Preamp	A/Pos	T/Pos	Remark	Pol/Phase
	MHz	dBuV/m	dBuV/m	dB	dBuV	dB	dB/m	dB	cm	deg	
1	5145.26	66.05	74.00	-7.95	59.31	7.90	33.31	34.47	187	333	Peak
2	5149.10	52.27	54.00	-1.73	45.53	7.90	33.31	34.47	187	333	Average
3	5242.05	95.88			88.96	7.95	33.44	34.47	187	333	Average
4	5243.97	106.20			99.28	7.95	33.44	34.47	187	333	Peak
5	5403.59	61.32	74.00	-12.68	54.25	7.87	33.67	34.47	187	333	Peak
6	5410.00	48.36	54.00	-5.64	41.29	7.87	33.67	34.47	187	333	Average

Item 3, 4 are the fundamental frequency at 5210 MHz.

Note: Both antenna polarizations have been tested and only the worst case was recorded in test report.

Channel 106



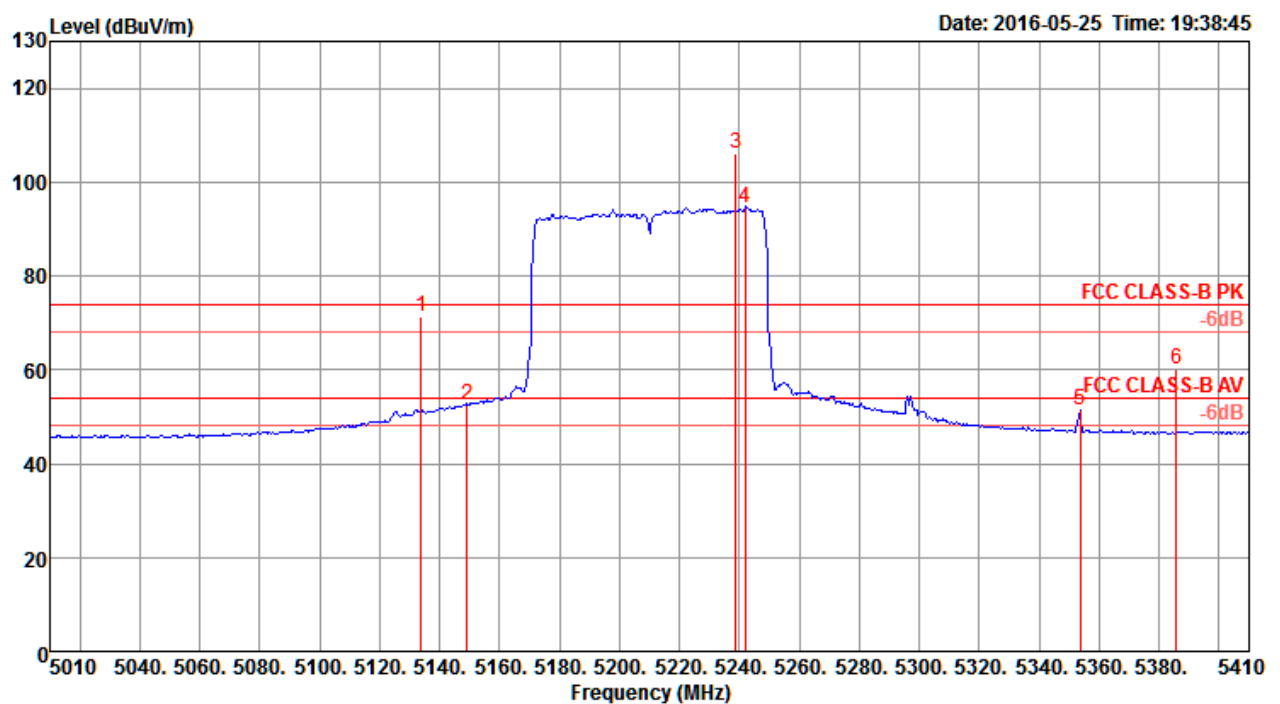
	Freq	Level	Limit	Over	Read	Cable	Antenna	Preamp	A/Pos	T/Pos	Remark	Pol/Phase
	MHz	dBuV/m	dBuV/m	dB	dBuV	dB	dB/m	dB	cm	deg		
1	5458.21	72.87	74.00	-1.13	65.71	7.89	33.74	34.47	158	356	Peak	VERTICAL
2	5458.85	52.31	54.00	-1.69	45.15	7.89	33.74	34.47	158	356	Average	VERTICAL
3	5463.33	70.29	74.00	-3.71	63.13	7.89	33.74	34.47	158	356	Peak	VERTICAL
4	5467.82	53.12	54.00	-0.88	45.93	7.90	33.76	34.47	158	356	Average	VERTICAL
5	5497.95	108.57			101.33	7.91	33.80	34.47	158	356	Peak	VERTICAL
6	5506.92	96.04			88.80	7.91	33.80	34.47	158	356	Average	VERTICAL
7	5725.00	58.93	74.00	-15.07	51.07	7.87	34.50	34.51	158	356	Peak	VERTICAL
8	5726.80	47.57	54.00	-6.43	39.72	7.87	34.50	34.52	158	356	Average	VERTICAL

Item 5, 6 are the fundamental frequency at 5530 MHz.

Note: Both antenna polarizations have been tested and only the worst case was recorded in test report.

Temperature	22°C	Humidity	56%
Test Engineer	Peter Wu & Gary Chu	Configurations	IEEE 802.11ac MCS0/Nss2 VHT80+80 Type 2 / CH 42+122 / Chain 1 + Chain 2 + Chain 3 + Chain 4
Test Mode	Mode 2		

Channel 42

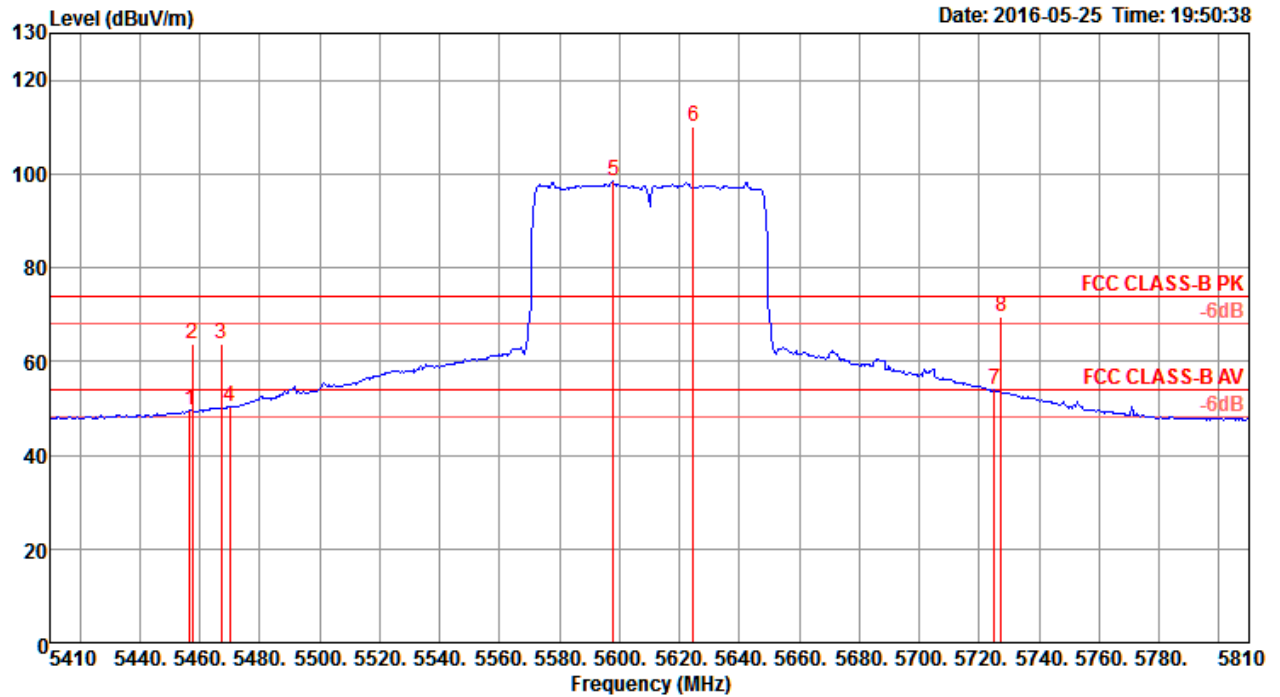


	Freq	Level	Limit	Over	Read	Cable	Antenna	Preamp	A/Pos	T/Pos	Remark	Pol/Phase
	MHz	dBuV/m	dBuV/m	dB	dBuV	dB	dB/m	dB	cm	deg		
1	5133.72	71.44	74.00	-2.56	64.74	7.88	33.29	34.47	198	4	Peak	HORIZONTAL
2	5149.10	52.67	54.00	-1.33	45.93	7.90	33.31	34.47	198	4	Average	HORIZONTAL
3	5238.85	105.92			99.00	7.95	33.44	34.47	198	4	Peak	HORIZONTAL
4	5242.05	94.69			87.77	7.95	33.44	34.47	198	4	Average	HORIZONTAL
5	5353.59	51.43	54.00	-2.57	44.42	7.89	33.59	34.47	198	4	Average	HORIZONTAL
6	5385.64	59.97	74.00	-14.03	52.93	7.86	33.65	34.47	198	4	Peak	HORIZONTAL

Item 3, 4 are the fundamental frequency at 5210 MHz.

Note: Both antenna polarizations have been tested and only the worst case was recorded in test report.

Channel 122



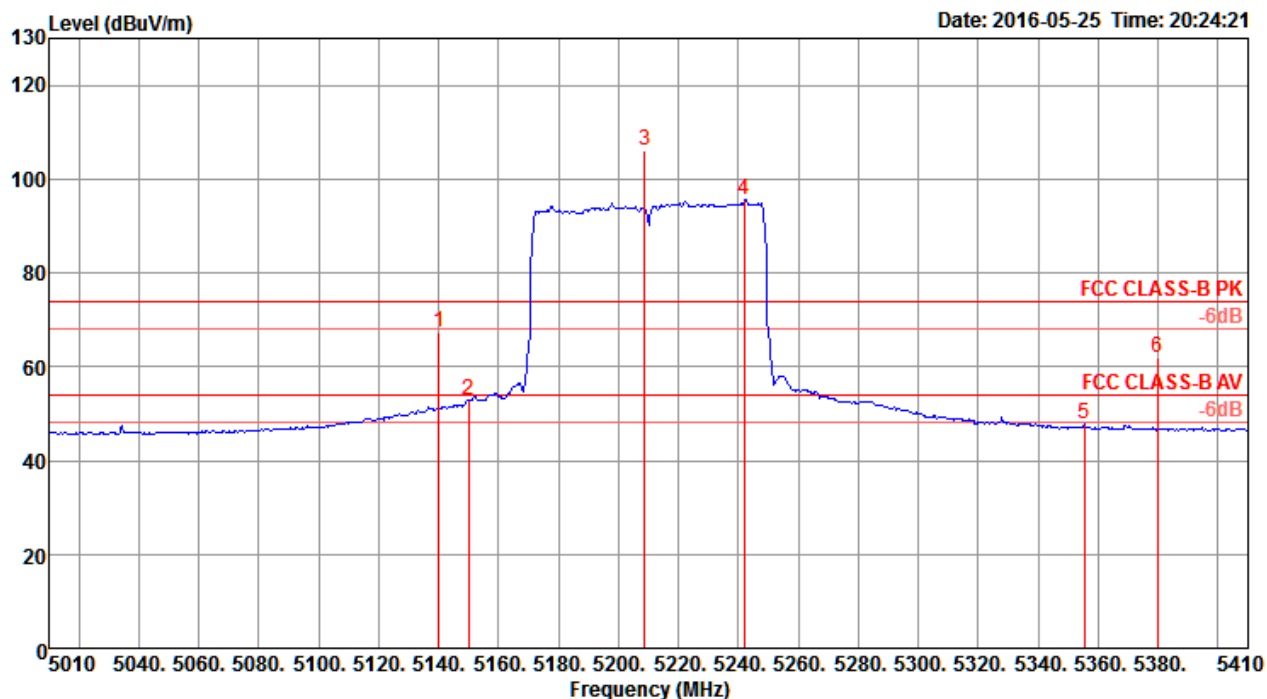
	Freq	Level	Limit	Over	Read	CableAntenna	Preampl	A/Pos	T/Pos	Remark	Pol/Phase
	MHz	dBuV/m	dBuV/m	dB	dBuV	dB	dB/m	dB	cm	deg	
1	5456.80	49.47	54.00	-4.53	42.31	7.89	33.74	34.47	176	359	Average
2	5457.44	63.56	74.00	-10.44	56.40	7.89	33.74	34.47	176	359	Peak
3	5467.05	63.90	74.00	-10.10	56.71	7.90	33.76	34.47	176	359	Peak
4	5470.00	50.20	54.00	-3.80	43.01	7.90	33.76	34.47	176	359	Average
5	5597.82	98.56			91.00	7.95	34.10	34.49	176	359	Average
6	5624.74	110.23			102.60	7.93	34.20	34.50	176	359	Peak
7	5725.00	53.82	54.00	-0.18	45.96	7.87	34.50	34.51	176	359	Average
8	5727.31	69.56	74.00	-4.44	61.71	7.87	34.50	34.52	176	359	Peak

Item 5, 6 are the fundamental frequency at 5610 MHz.

Note: Both antenna polarizations have been tested and only the worst case was recorded in test report.

Temperature	22°C	Humidity	56%
Test Engineer	Peter Wu & Gary Chu	Configurations	IEEE 802.11ac MCS0/Nss2 VHT80+80 Type 3 / CH 42+138 / Chain 1 + Chain 2 + Chain 3 + Chain 4
Test Mode	Mode 2		

Channel 42

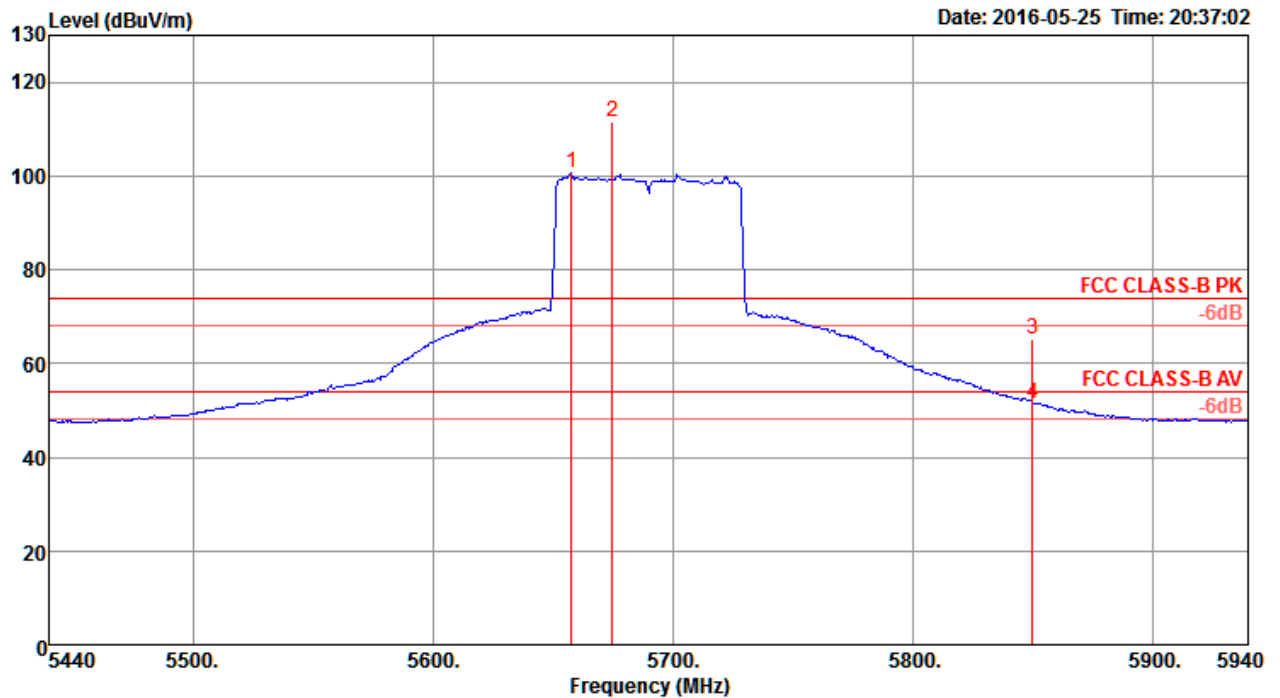


	Freq	Level	Limit	Over	Read	CableAntenna	Preamp	A/Pos	T/Pos	Remark	Pol/Phase
	MHz	dBuV/m	dBuV/m	dB	dBuV	dB	dB/m	dB	cm	deg	
1	5140.13	67.20	74.00	-6.80	60.50	7.88	33.29	34.47	183	354	Peak
2	5150.00	52.77	54.00	-1.23	46.03	7.90	33.31	34.47	183	354	Average
3	5208.72	106.24			99.34	7.97	33.40	34.47	183	354	Peak
4	5242.05	95.64			88.72	7.95	33.44	34.47	183	354	Average
5	5355.51	47.85	54.00	-6.15	40.83	7.88	33.61	34.47	183	354	Average
6	5379.87	61.99	74.00	-12.01	54.96	7.87	33.63	34.47	183	354	Peak

Item 3, 4 are the fundamental frequency at 5210 MHz.

Note: Both antenna polarizations have been tested and only the worst case was recorded in test report.

Channel 138



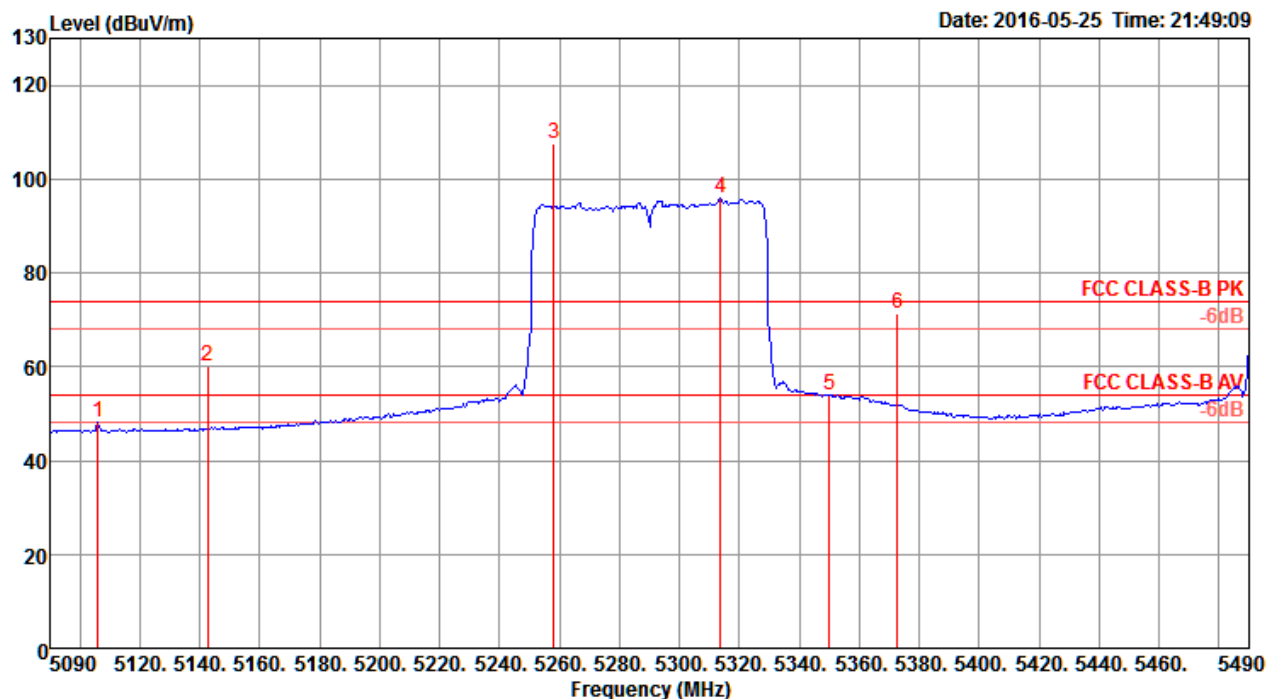
	Freq	Level	Limit	Over	Read	CableAntenna	Preamp	A/Pos	T/Pos	Remark	Pol/Phase
	MHz	dBuV/m	dBuV/m	dB	dBuV	dB	dB/m	dB	cm	deg	
1	5657.95	100.59			92.88	7.91	34.30	34.50	182	3 Average	HORIZONTAL
2	5674.78	111.48			103.74	7.90	34.35	34.51	182	3 Peak	HORIZONTAL
3	5850.00	65.09	74.00	-8.91	56.98	7.80	34.85	34.54	182	3 Peak	HORIZONTAL
4	5850.00	51.57	54.00	-2.43	43.46	7.80	34.85	34.54	182	3 Average	HORIZONTAL

Item 1, 2 are the fundamental frequency at 5690 MHz.

Note: Both antenna polarizations have been tested and only the worst case was recorded in test report.

Temperature	22°C	Humidity	56%
Test Engineer	Peter Wu & Gary Chu	Configurations	IEEE 802.11ac MCS0/Nss2 VHT80+80 Type 4 / CH 58+106 / Chain 1 + Chain 2 + Chain 3 + Chain 4
Test Mode	Mode 2		

Channel 58

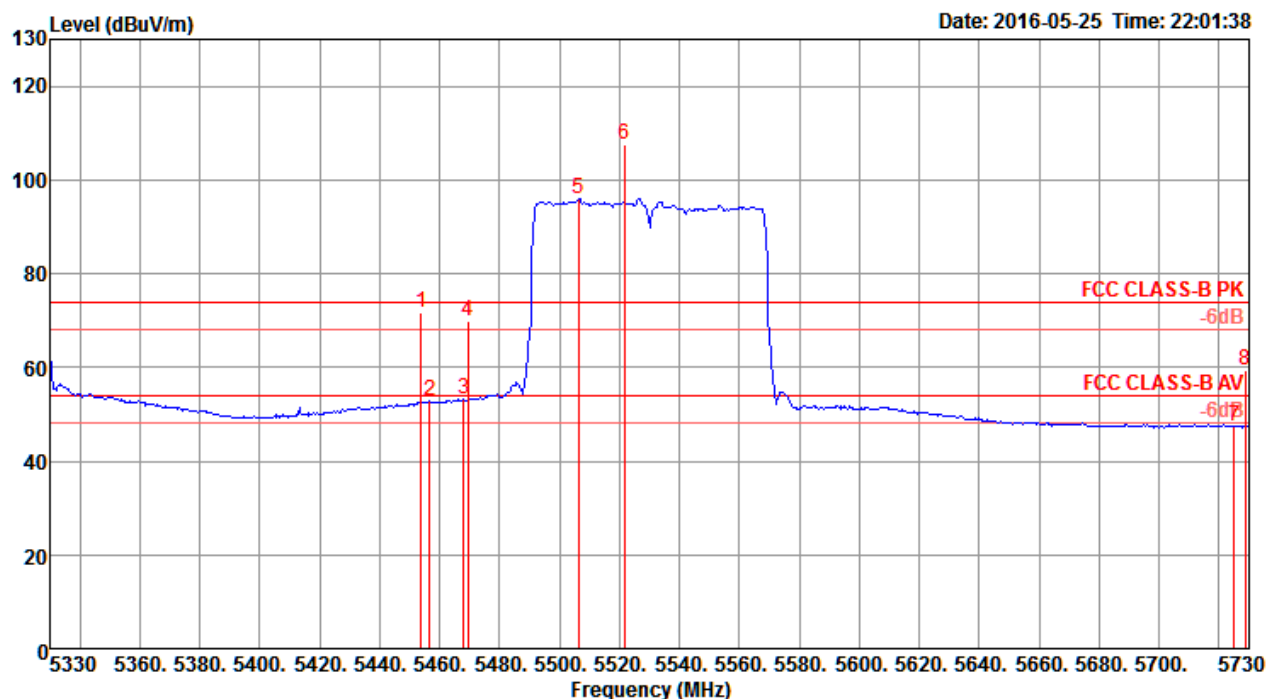


	Freq	Level	Limit	Over	Read	CableAntenna	Preamp	A/Pos	T/Pos	Remark	Pol/Phase
	MHz	dBuV/m	dBuV/m	dB	dBuV	dB	dB/m	dB	cm	deg	
1	5106.03	48.21	54.00	-5.79	41.61	7.82	33.25	34.47	192	2 Average	VERTICAL
2	5142.56	60.19	74.00	-13.81	53.45	7.90	33.31	34.47	192	2 Peak	VERTICAL
3	5257.95	107.55			100.62	7.94	33.46	34.47	192	2 Peak	VERTICAL
4	5313.72	95.87			88.88	7.91	33.55	34.47	192	2 Average	VERTICAL
5	5350.00	53.91	54.00	-0.09	46.90	7.89	33.59	34.47	192	2 Average	VERTICAL
6	5372.69	71.28	74.00	-2.72	64.25	7.87	33.63	34.47	192	2 Peak	VERTICAL

Item 3, 4 are the fundamental frequency at 5290 MHz.

Note: Both antenna polarizations have been tested and only the worst case was recorded in test report.

Channel 106



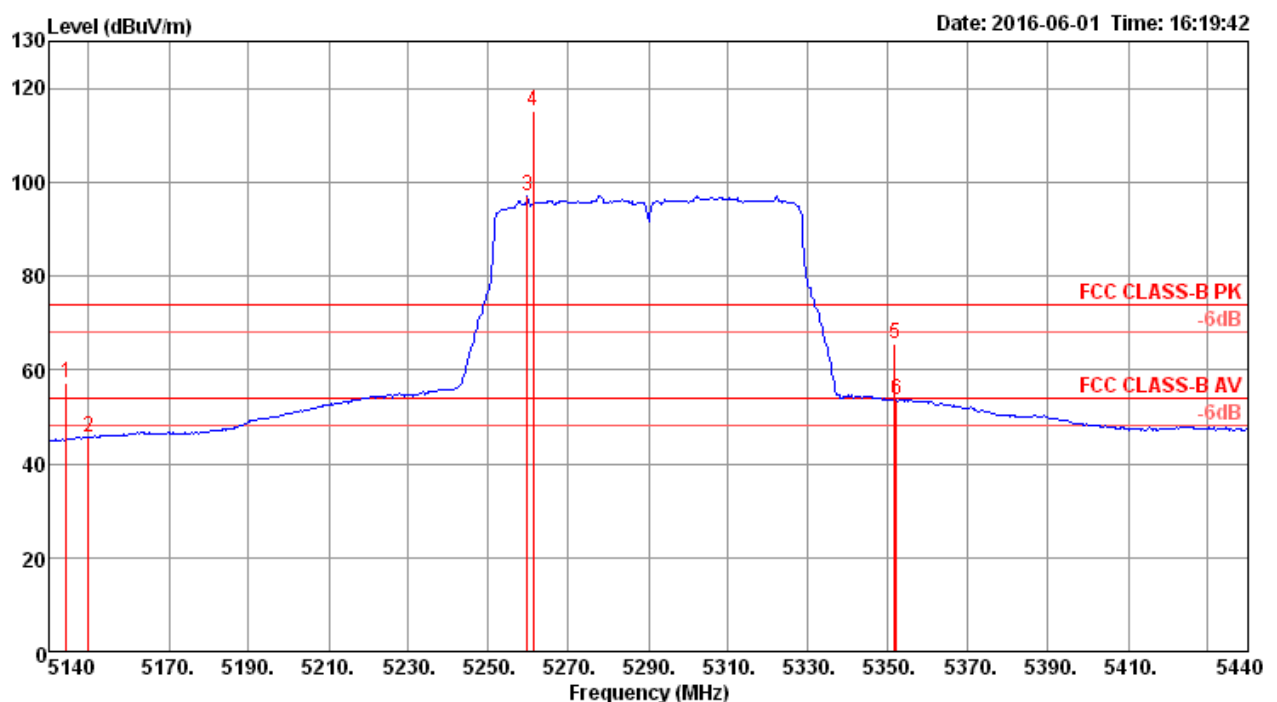
	Freq	Level	Limit	Over	Read	Cable	Antenna	Preamp	A/Pos	T/Pos	Remark	Pol/Phase
	MHz	dBuV/m	dBuV/m	dB	dBuV	dB	dB/m	dB	cm	deg		
1	5453.72	71.61	74.00	-2.39	64.45	7.89	33.74	34.47	241	8	Peak	VERTICAL
2	5456.80	52.71	54.00	-1.29	45.55	7.89	33.74	34.47	241	8	Average	VERTICAL
3	5468.00	53.24	54.00	-0.76	46.05	7.90	33.76	34.47	241	8	Average	VERTICAL
4	5469.36	69.96	74.00	-4.04	62.77	7.90	33.76	34.47	241	8	Peak	VERTICAL
5	5506.28	95.95			88.71	7.91	33.80	34.47	241	8	Average	VERTICAL
6	5521.67	107.63			100.33	7.92	33.85	34.47	241	8	Peak	VERTICAL
7	5725.00	47.61	54.00	-6.39	39.75	7.87	34.50	34.51	241	8	Average	VERTICAL
8	5728.72	59.51	74.00	-14.49	51.66	7.87	34.50	34.52	241	8	Peak	VERTICAL

Item 5, 6 are the fundamental frequency at 5530 MHz.

Note: Both antenna polarizations have been tested and only the worst case was recorded in test report.

Temperature	22°C	Humidity	56%
Test Engineer	Peter Wu & Gary Chu	Configurations	IEEE 802.11ac MCS0/Nss2 VHT80+80 Type 5 / CH 58+122 / Chain 1 + Chain 2 + Chain 3 + Chain 4
Test Mode	Mode 2		

Channel 58

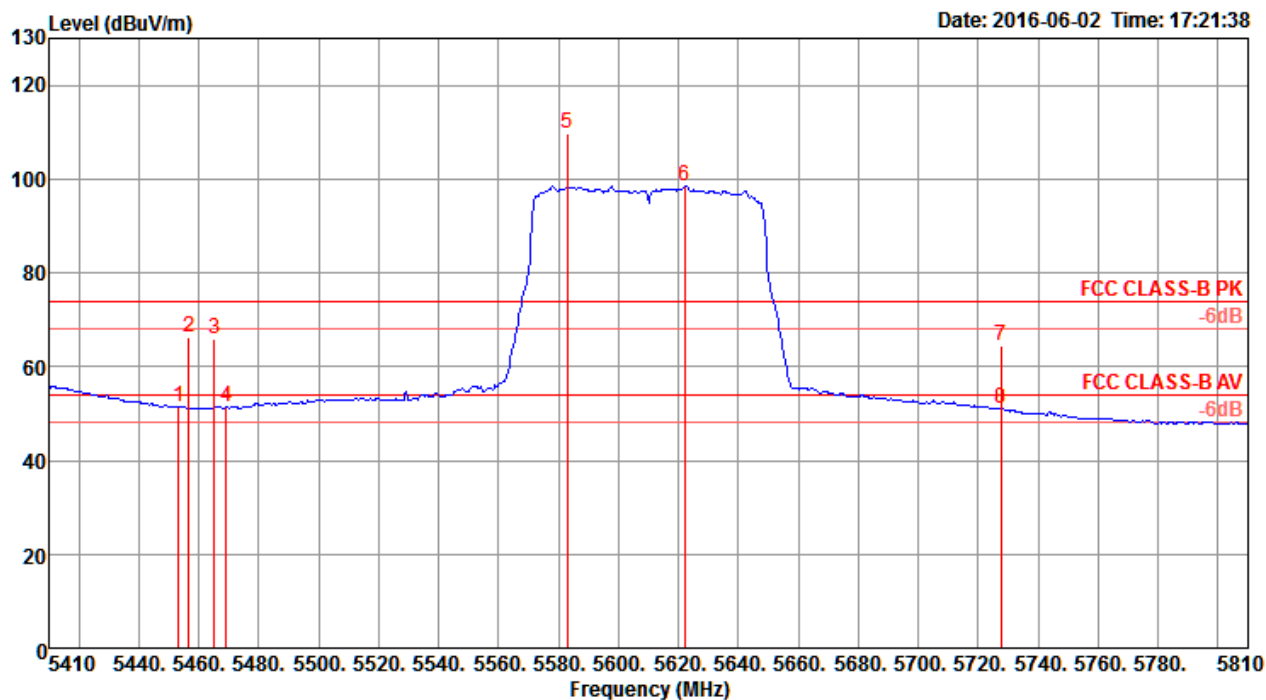


	Freq	Level	Limit	Over	Read	CableAntenna	Preamp	A/Pos	T/Pos	Remark	Pol/Phase
	MHz	dBuV/m	dBuV/m	dB	dBuV	dB	dB/m	dB	cm	deg	
1	5144.33	57.11	74.00	-16.89	46.57	10.43	33.74	33.63	175	89 Peak	HORIZONTAL
2	5150.00	45.75	54.00	-8.25	35.21	10.43	33.74	33.63	175	89 Average	HORIZONTAL
3	5259.71	97.15			86.39	10.46	33.91	33.61	175	89 Average	HORIZONTAL
4	5261.15	115.13			104.37	10.46	33.91	33.61	175	89 Peak	HORIZONTAL
5	5351.54	65.70	74.00	-8.30	54.81	10.43	34.06	33.60	175	89 Peak	HORIZONTAL
6	5352.02	53.70	54.00	-0.30	42.81	10.43	34.06	33.60	175	89 Average	HORIZONTAL

Item 3, 4 are the fundamental frequency at 5290 MHz.

Note: Both antenna polarizations have been tested and only the worst case was recorded in test report.

Channel 122



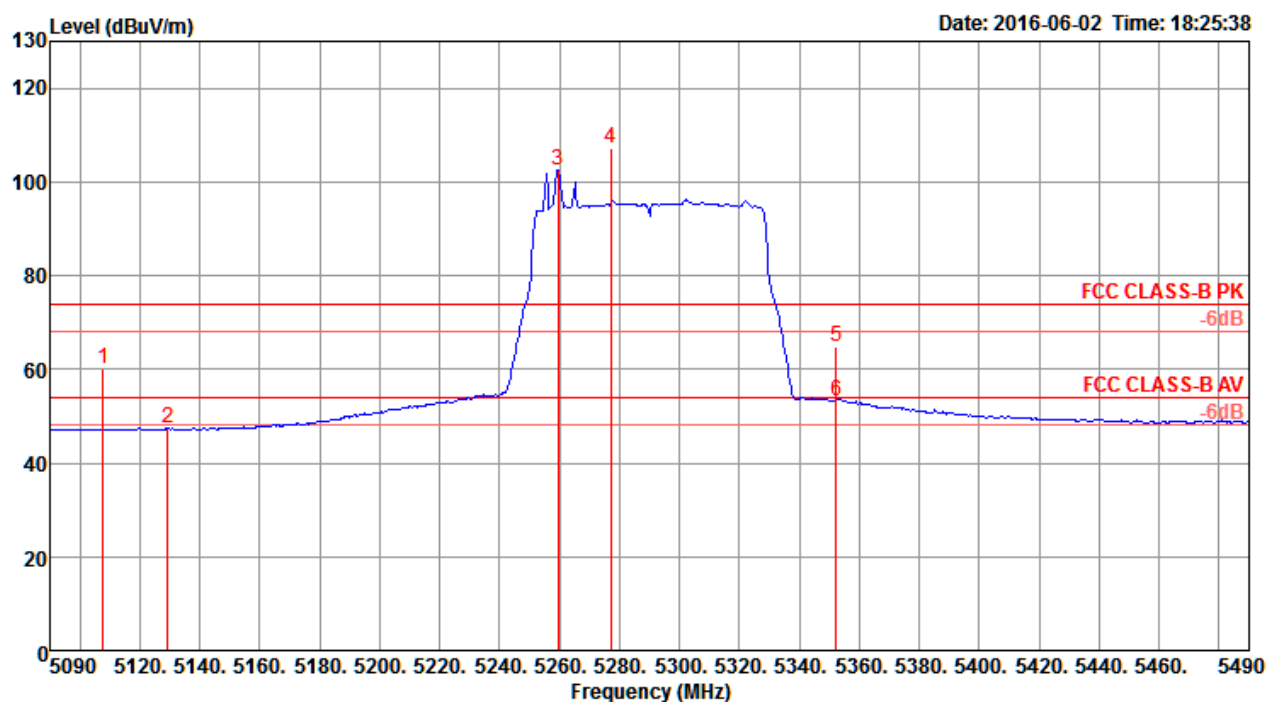
	Freq	Level	Limit	Over	Read	Cable	Antenna	Preamp	A/Pos	T/Pos	Remark	Pol/Phase
	MHz	dBuV/m	dBuV/m	dB	dBuV	dB	dB/m	dB	cm	deg		
1	5453.20	51.52	54.00	-2.48	44.36	7.89	33.74	34.47	152	359	Average	HORIZONTAL
2	5456.80	66.20	74.00	-7.80	59.04	7.89	33.74	34.47	152	359	Peak	HORIZONTAL
3	5465.20	65.92	74.00	-8.08	58.73	7.90	33.76	34.47	152	359	Peak	HORIZONTAL
4	5469.20	51.34	54.00	-2.66	44.15	7.90	33.76	34.47	152	359	Average	HORIZONTAL
5	5582.80	109.82			102.32	7.94	34.05	34.49	152	359	Peak	HORIZONTAL
6	5622.00	98.64			91.05	7.94	34.15	34.50	152	359	Average	HORIZONTAL
7	5727.60	64.48	74.00	-9.52	56.63	7.87	34.50	34.52	152	359	Peak	HORIZONTAL
8	5727.60	51.14	54.00	-2.86	43.29	7.87	34.50	34.52	152	359	Average	HORIZONTAL

Item 5, 6 are the fundamental frequency at 5610 MHz.

Note: Both antenna polarizations have been tested and only the worst case was recorded in test report.

Temperature	22°C	Humidity	56%
Test Engineer	Peter Wu & Gary Chu	Configurations	IEEE 802.11ac MCS0/Nss2 VHT80+80 Type 6 / CH 58+138 / Chain 1 + Chain 2 + Chain 3 + Chain 4
Test Mode	Mode 2		

Channel 58

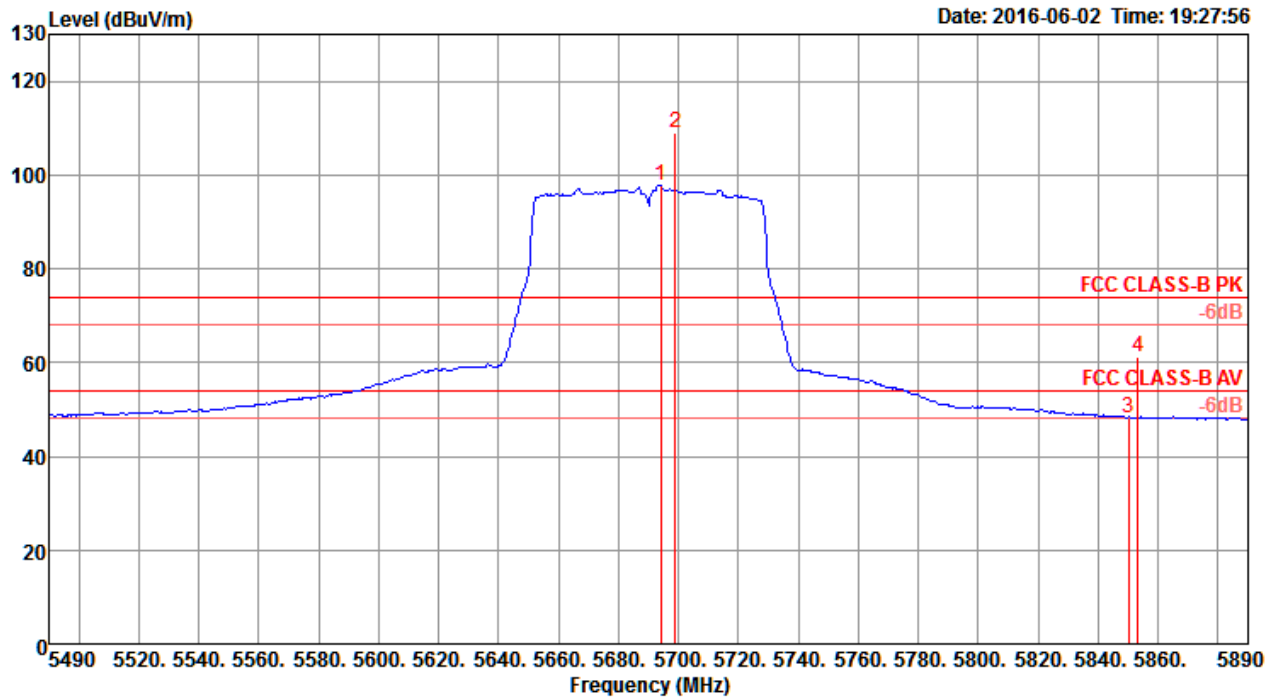


	Freq	Level	Limit	Over	Read	Cable	Antenna	Preamp	A/Pos	T/Pos	Remark	Pol/Phase
	MHz	dBuV/m	dBuV/m	dB	dBuV	dB	dB/m	dB	cm	deg		
1	5107.60	60.01	74.00	-13.99	53.41	7.82	33.25	34.47	159	339	Peak	HORIZONTAL
2	5129.20	47.44	54.00	-6.56	40.74	7.88	33.29	34.47	159	339	Average	HORIZONTAL
3	5259.60	102.45			95.52	7.94	33.46	34.47	159	339	Average	HORIZONTAL
4	5277.20	107.35			100.41	7.93	33.48	34.47	159	339	Peak	HORIZONTAL
5	5352.40	64.99	74.00	-9.01	57.98	7.89	33.59	34.47	159	339	Peak	HORIZONTAL
6	5352.40	53.23	54.00	-0.77	46.22	7.89	33.59	34.47	159	339	Average	HORIZONTAL

Item 3, 4 are the fundamental frequency at 5290 MHz.

Note: Both antenna polarizations have been tested and only the worst case was recorded in test report.

Channel 138



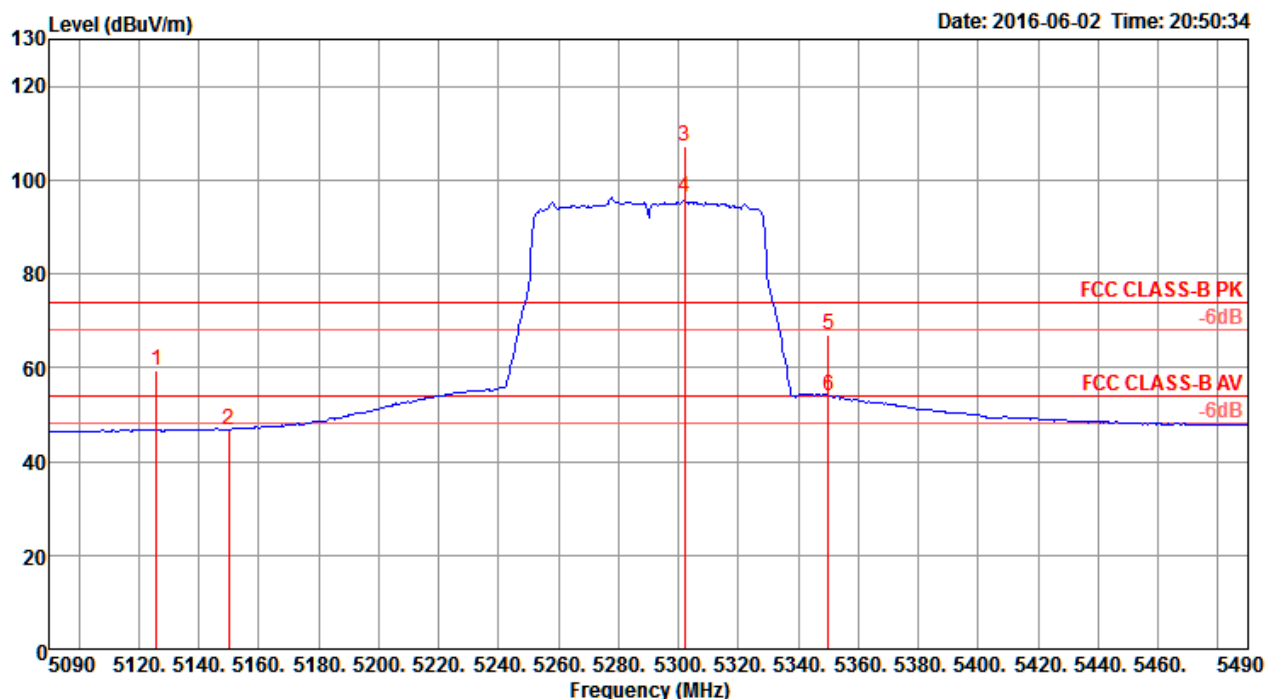
	Freq	Level	Limit	Over	Read	CableAntenna	Preamp	A/Pos	T/Pos	Remark	Pol/Phase
	MHz	dBuV/m	dBuV/m	dB	dBuV	dB	dB/m	dB	cm	deg	
1	5694.00	97.84			90.06	7.89	34.40	34.51	200	5 Average	VERTICAL
2	5698.80	108.87			101.09	7.89	34.40	34.51	200	5 Peak	VERTICAL
3	5850.00	48.33	54.00	-5.67	40.22	7.80	34.85	34.54	200	5 Average	VERTICAL
4	5853.20	61.02	74.00	-12.98	52.91	7.80	34.85	34.54	200	5 Peak	VERTICAL

Item 1, 2 are the fundamental frequency at 5690 MHz.

Note: Both antenna polarizations have been tested and only the worst case was recorded in test report.

Temperature	22°C	Humidity	56%
Test Engineer	Peter Wu & Gary Chu	Configurations	IEEE 802.11ac MCS0/Nss2 VHT80+80 Type 7 / CH 58+155 / Chain 1 + Chain 2 + Chain 3 + Chain 4
Test Mode	Mode 2		

Channel 58

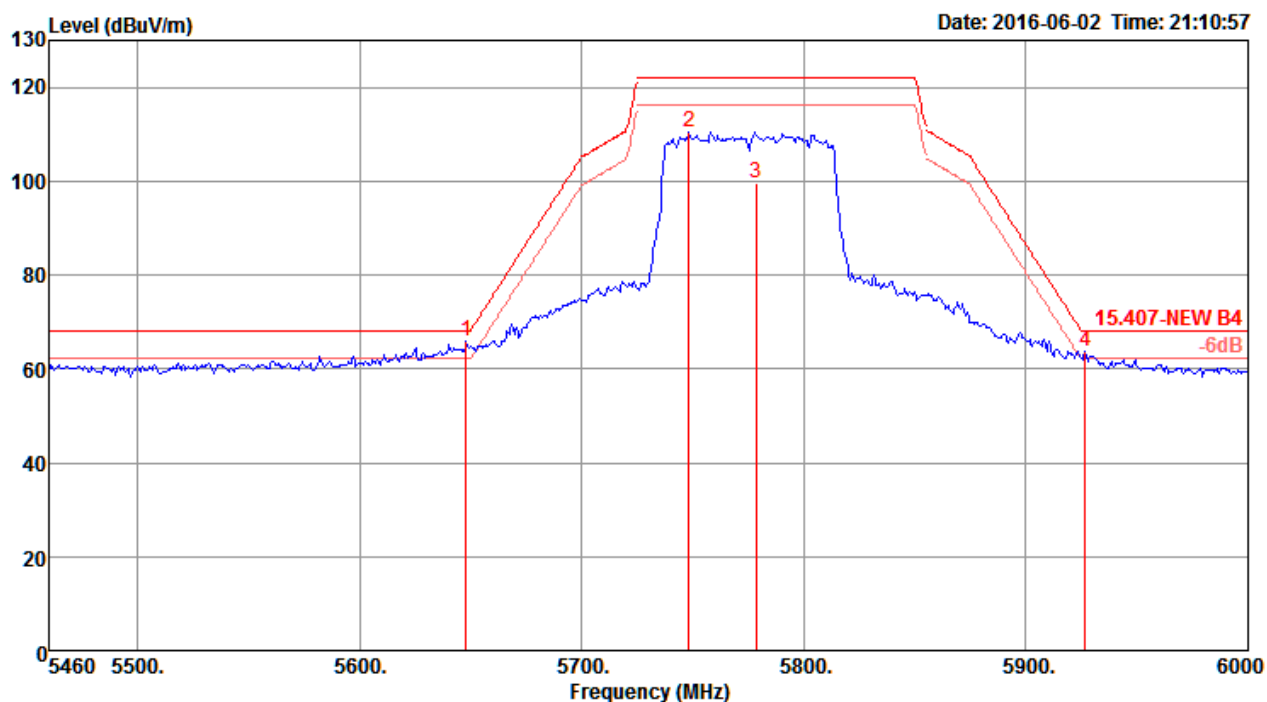


	Freq	Level	Limit	Over	Read	CableAntenna	Preamp	A/Pos	T/Pos	Remark	Pol/Phase
	MHz	dBuV/m	dBuV/m	dB	dBuV	dB	dB/m	dB	cm	deg	
1	5126.00	59.46	74.00	-14.54	52.81	7.85	33.27	34.47	178	352	Peak
2	5150.00	46.86	54.00	-7.14	40.12	7.90	33.31	34.47	178	352	Average
3	5302.00	107.35			100.39	7.91	33.52	34.47	178	352	Peak
4	5302.00	96.15			89.19	7.91	33.52	34.47	178	352	Average
5	5350.00	66.94	74.00	-7.06	59.93	7.89	33.59	34.47	178	352	Peak
6	5350.00	53.80	54.00	-0.20	46.79	7.89	33.59	34.47	178	352	Average

Item 3, 4 are the fundamental frequency at 5290 MHz.

Note: Both antenna polarizations have been tested and only the worst case was recorded in test report.

Channel 155



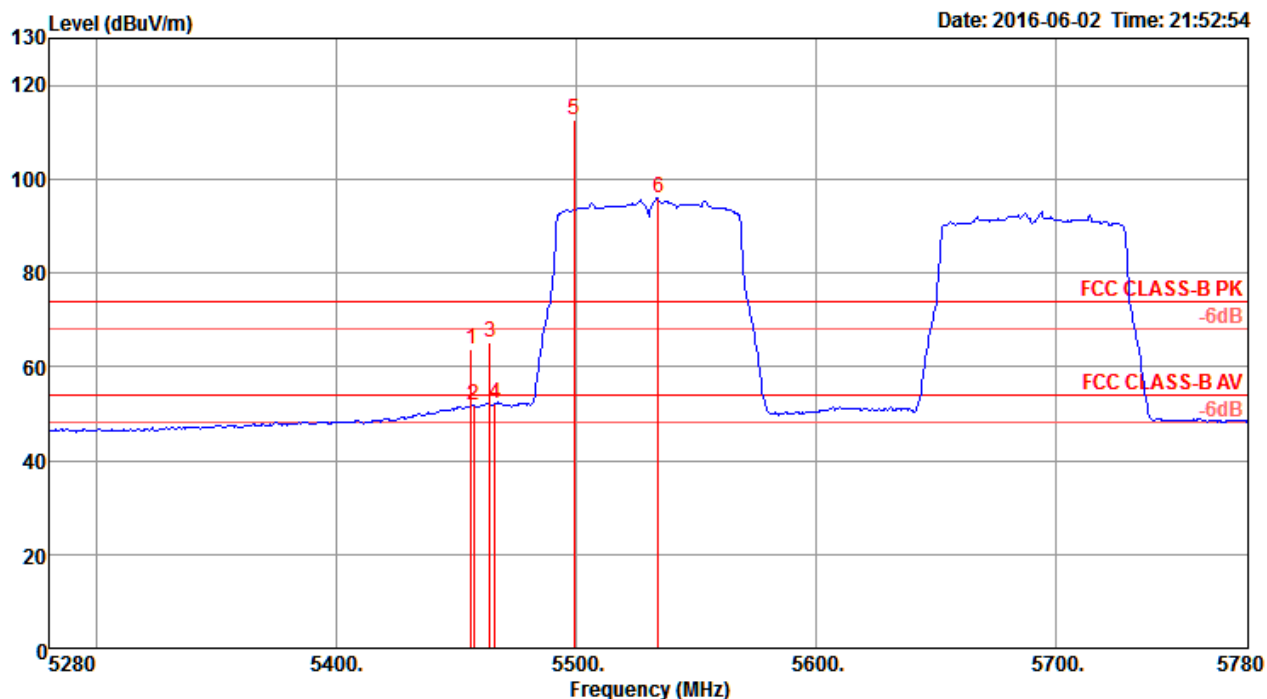
	Freq	Level	Limit	Over	Read	CableAntenna	Preamp	A/Pos	T/Pos	Remark	Pol/Phase
	MHz	dBuV/m	dBuV/m	dB	dBuV	dB	dB/m	dB	cm	deg	
1	5647.92	65.84	68.20	-2.36	58.17	7.92	34.25	34.50	163	354 Peak	VERTICAL
2	5748.36	110.55			102.66	7.86	34.55	34.52	163	354 Peak	VERTICAL
3	5778.60	99.74			91.78	7.84	34.65	34.53	163	354 Average	VERTICAL
4	5926.56	63.71	68.20	-4.49	55.42	7.75	35.10	34.56	163	354 Peak	VERTICAL

Item 2, 3 are the fundamental frequency at 5775 MHz.

Note: Both antenna polarizations have been tested and only the worst case was recorded in test report.

Temperature	22°C	Humidity	56%
Test Engineer	Peter Wu & Gary Chu	Configurations	IEEE 802.11ac MCS0/Nss2 VHT80+80 Type 8 / CH 106+138 / Chain 1 + Chain 2 + Chain 3 + Chain 4
Test Mode	Mode 2		

Channel 106

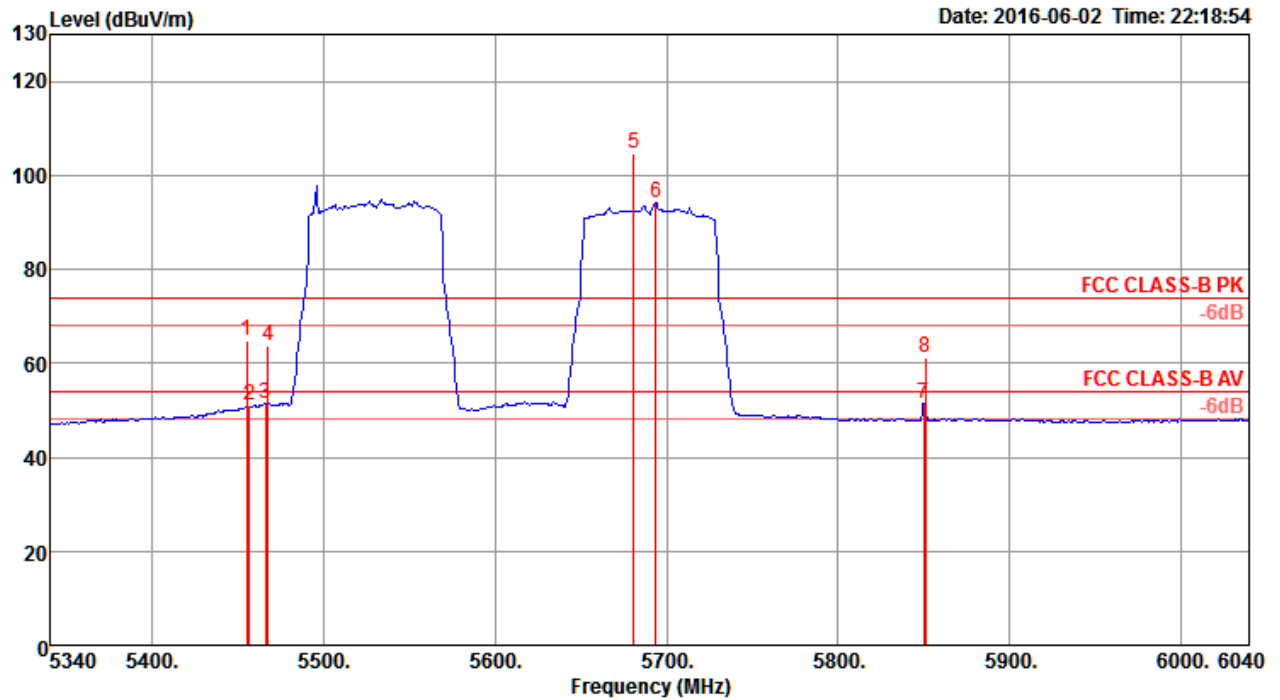


	Freq	Level	Limit	Over	Read	CableAntenna	Preamp	A/Pos	T/Pos	Remark	Pol/Phase
	MHz	dBuV/m	dBuV/m	dB	dBuV	dB	dB/m	dB	cm	deg	
1	5456.00	63.75	74.00	-10.25	56.59	7.89	33.74	34.47	149	0 Peak	VERTICAL
2	5457.00	51.87	54.00	-2.13	44.71	7.89	33.74	34.47	149	0 Average	VERTICAL
3	5464.00	65.24	74.00	-8.76	58.05	7.90	33.76	34.47	149	0 Peak	VERTICAL
4	5466.00	52.28	54.00	-1.72	45.09	7.90	33.76	34.47	149	0 Average	VERTICAL
5	5499.00	112.80			105.56	7.91	33.80	34.47	149	0 Peak	VERTICAL
6	5534.00	95.90			88.56	7.92	33.90	34.48	149	0 Average	VERTICAL

Item 5, 6 are the fundamental frequency at 5530 MHz.

Note: Both antenna polarizations have been tested and only the worst case was recorded in test report.

Channel 138



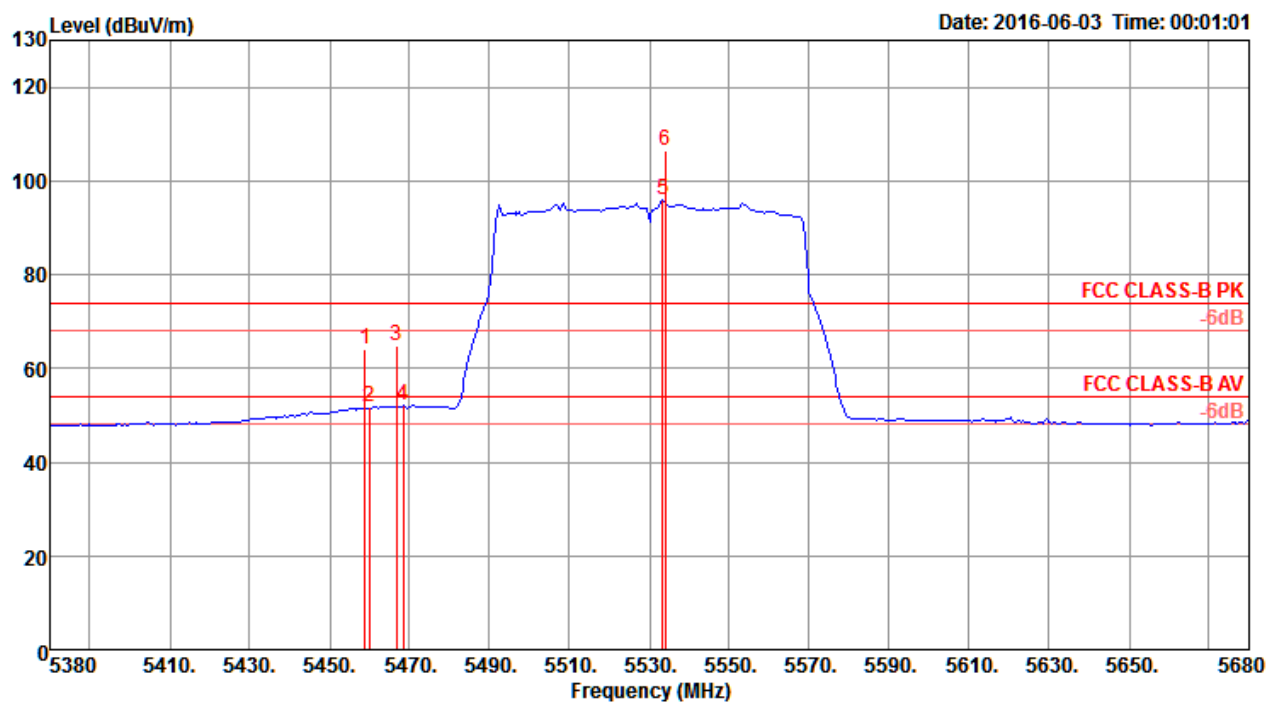
	Freq	Level	Limit	Over	Read	CableAntenna	Preampl	A/Pos	T/Pos	Remark	Pol/Phase
	MHz	dBuV/m	Line	Limit	Level	Loss	Factor	cm	deg		
1	5454.80	64.70	74.00	-9.30	57.54	7.89	33.74	34.47	227	360 Peak	VERTICAL
2	5456.20	51.03	54.00	-2.97	43.87	7.89	33.74	34.47	227	360 Average	VERTICAL
3	5466.00	51.60	54.00	-2.40	44.41	7.90	33.76	34.47	227	360 Average	VERTICAL
4	5467.40	63.77	74.00	-10.23	56.58	7.90	33.76	34.47	227	360 Peak	VERTICAL
5	5680.88	104.54			96.80	7.90	34.35	34.51	227	360 Peak	VERTICAL
6	5693.52	94.06			86.28	7.89	34.40	34.51	227	360 Average	VERTICAL
7	5850.00	51.42	54.00	-2.58	43.31	7.80	34.85	34.54	227	360 Average	VERTICAL
8	5851.00	61.18	74.00	-12.82	53.07	7.80	34.85	34.54	227	360 Peak	VERTICAL

Item 5, 6 are the fundamental frequency at 5690 MHz.

Note: Both antenna polarizations have been tested and only the worst case was recorded in test report.

Temperature	22°C	Humidity	56%
Test Engineer	Peter Wu & Gary Chu	Configurations	IEEE 802.11ac MCS0/Nss2 VHT80+80 Type 9 / CH 106+155 / Chain 1 + Chain 2 + Chain 3 + Chain 4
Test Mode	Mode 2		

Channel 106

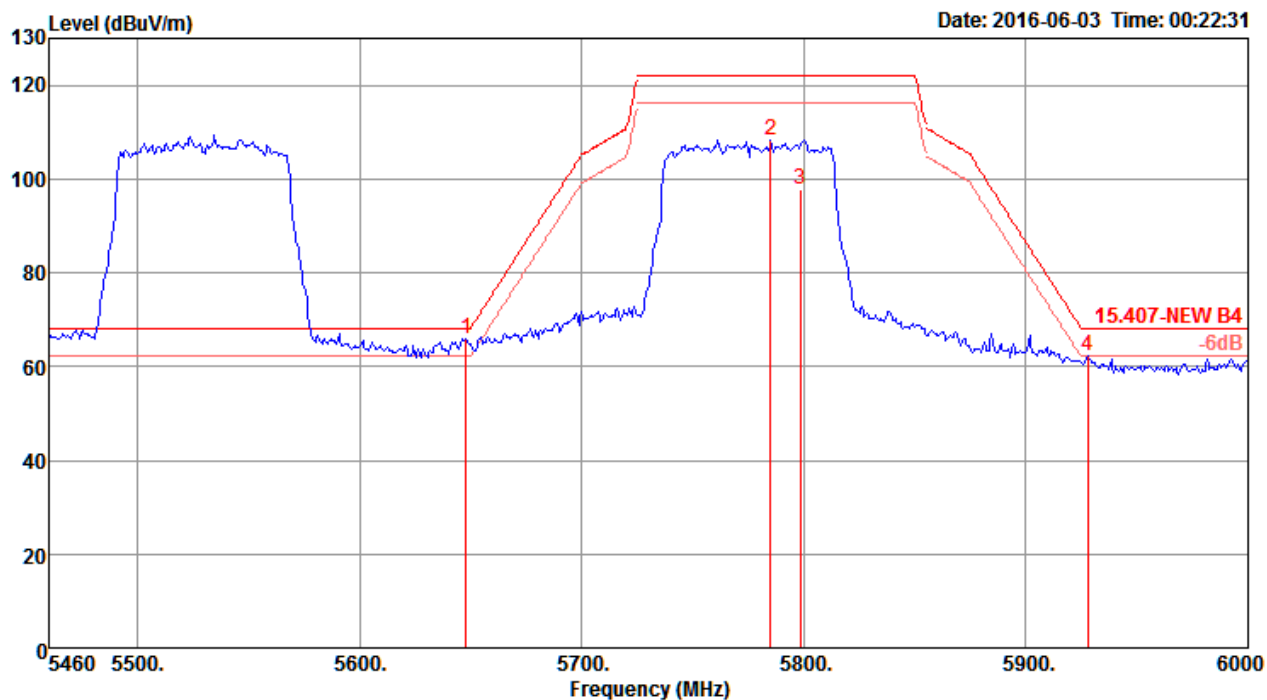


	Freq	Level	Limit	Over	Read	Cable	Antenna	Preamp	A/Pos	T/Pos	Remark	Pol/Phase
	MHz	dBuV/m	dBuV/m	dB	dBuV	dB	dB/m	dB	cm	deg		
1	5458.80	64.10	74.00	-9.90	56.94	7.89	33.74	34.47	165		0 Peak	VERTICAL
2	5460.00	51.61	54.00	-2.39	44.45	7.89	33.74	34.47	165		0 Average	VERTICAL
3	5466.80	64.68	74.00	-9.32	57.49	7.90	33.76	34.47	165		0 Peak	VERTICAL
4	5468.40	51.99	54.00	-2.01	44.80	7.90	33.76	34.47	165		0 Average	VERTICAL
5	5533.20	95.84			88.50	7.92	33.90	34.48	165		0 Average	VERTICAL
6	5534.00	106.42			99.08	7.92	33.90	34.48	165		0 Peak	VERTICAL

Item 5, 6 are the fundamental frequency at 5530 MHz.

Note: Both antenna polarizations have been tested and only the worst case was recorded in test report.

Channel 155



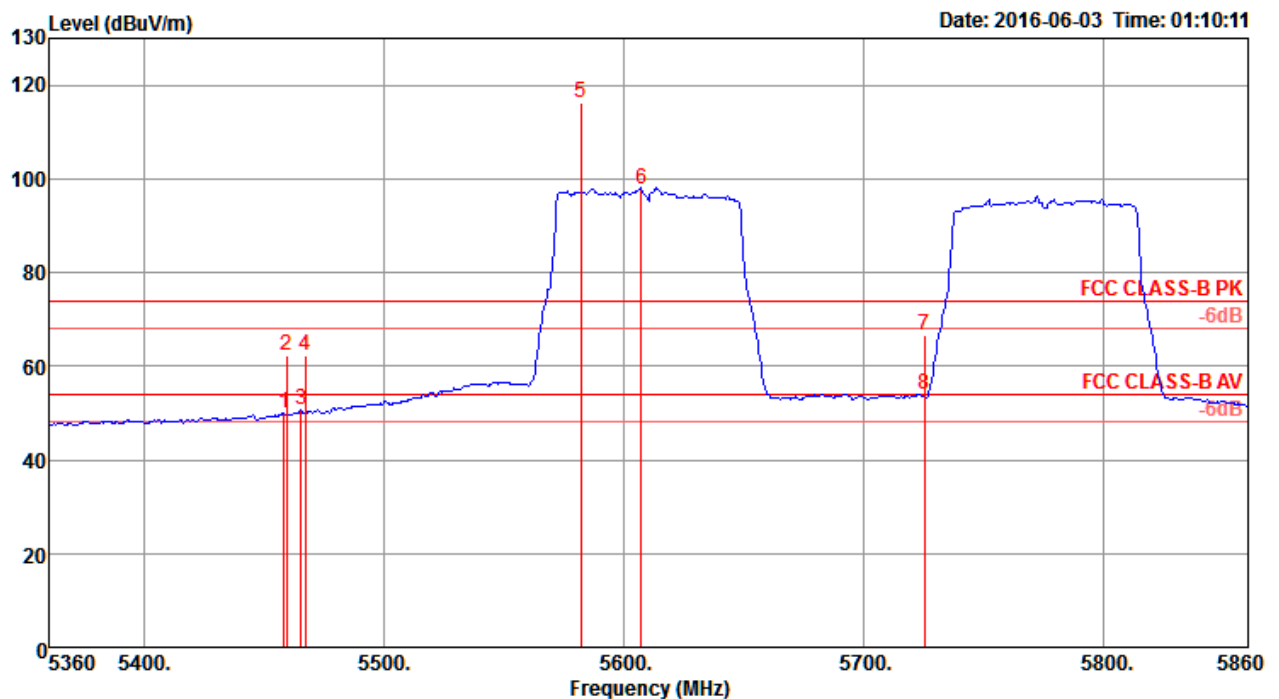
	Freq	Level	Limit	Over	Read	CableAntenna	Preamp	A/Pos	T/Pos	Remark	Pol/Phase
	MHz	dBuV/m	dBuV/m	dB	dBuV	dB	dB/m	dB	cm	deg	
1	5647.92	65.97	68.20	-2.23	58.30	7.92	34.25	34.50	219	5 Peak	VERTICAL
2	5785.08	108.25			100.29	7.84	34.65	34.53	219	5 Peak	VERTICAL
3	5798.40	97.71			89.71	7.83	34.70	34.53	219	5 Average	VERTICAL
4	5927.64	62.38	68.20	-5.82	54.09	7.75	35.10	34.56	219	5 Peak	VERTICAL

Item 2, 3 are the fundamental frequency at 5775 MHz.

Note: Both antenna polarizations have been tested and only the worst case was recorded in test report.

Temperature	22°C	Humidity	56%
Test Engineer	Peter Wu & Gary Chu	Configurations	IEEE 802.11ac MCS0/Nss2 VHT80+80 Type 10 / CH 122+155 / Chain 1 + Chain 2 + Chain 3 + Chain 4
Test Mode	Mode 2		

Channel 122

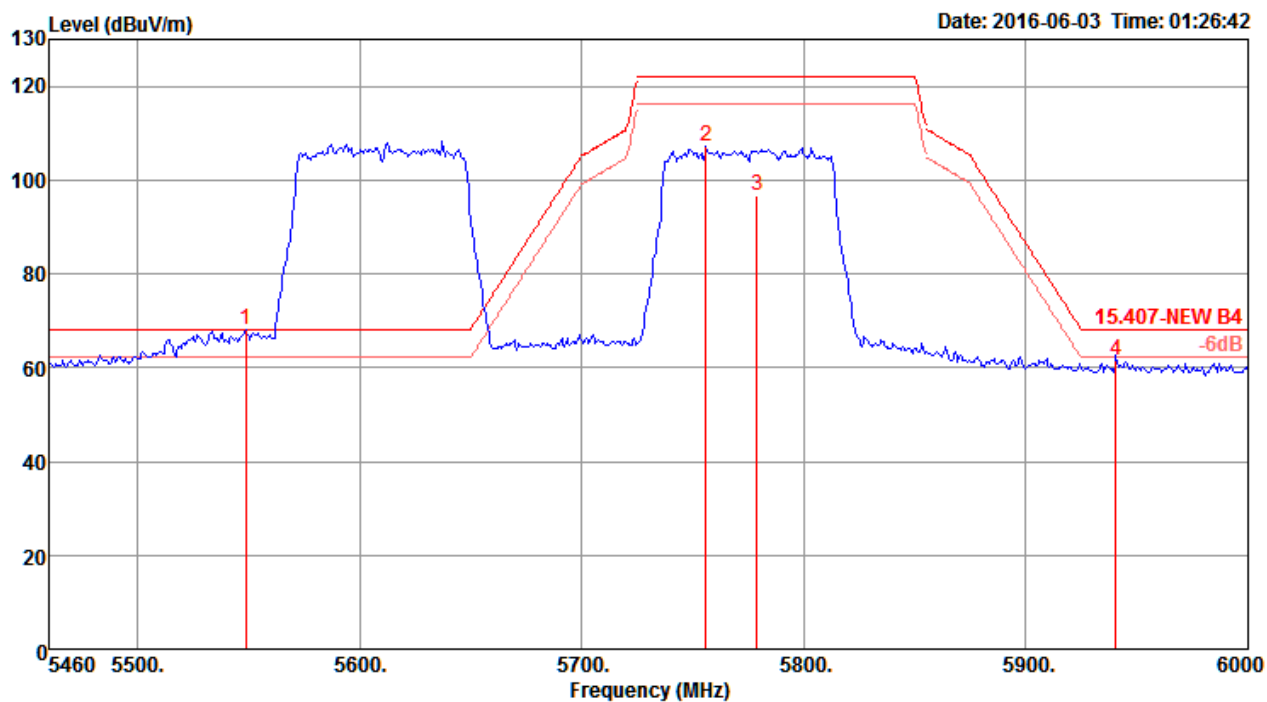


	Freq	Level	Limit	Over	Read	CableAntenna	Preamp	A/Pos	T/Pos	Remark	Pol/Phase
	MHz	dBuV/m	dBuV/m	dB	dBuV	dB	dB/m	dB	cm	deg	
1	5458.00	49.99	54.00	-4.01	42.83	7.89	33.74	34.47	173	350	Average
2	5459.00	62.26	74.00	-11.74	55.10	7.89	33.74	34.47	173	350	Peak
3	5465.00	50.68	54.00	-3.32	43.49	7.90	33.76	34.47	173	350	Average
4	5467.00	62.28	74.00	-11.72	55.09	7.90	33.76	34.47	173	350	Peak
5	5581.68	116.37			108.87	7.94	34.05	34.49	177	350	Peak
6	5607.00	97.95			90.39	7.95	34.10	34.49	173	350	Average
7	5725.00	66.66	74.00	-7.34	58.80	7.87	34.50	34.51	173	350	Peak
8	5725.00	53.85	54.00	-0.15	45.99	7.87	34.50	34.51	173	350	Average

Item 5, 6 are the fundamental frequency at 5610 MHz.

Note: Both antenna polarizations have been tested and only the worst case was recorded in test report.

Channel 155



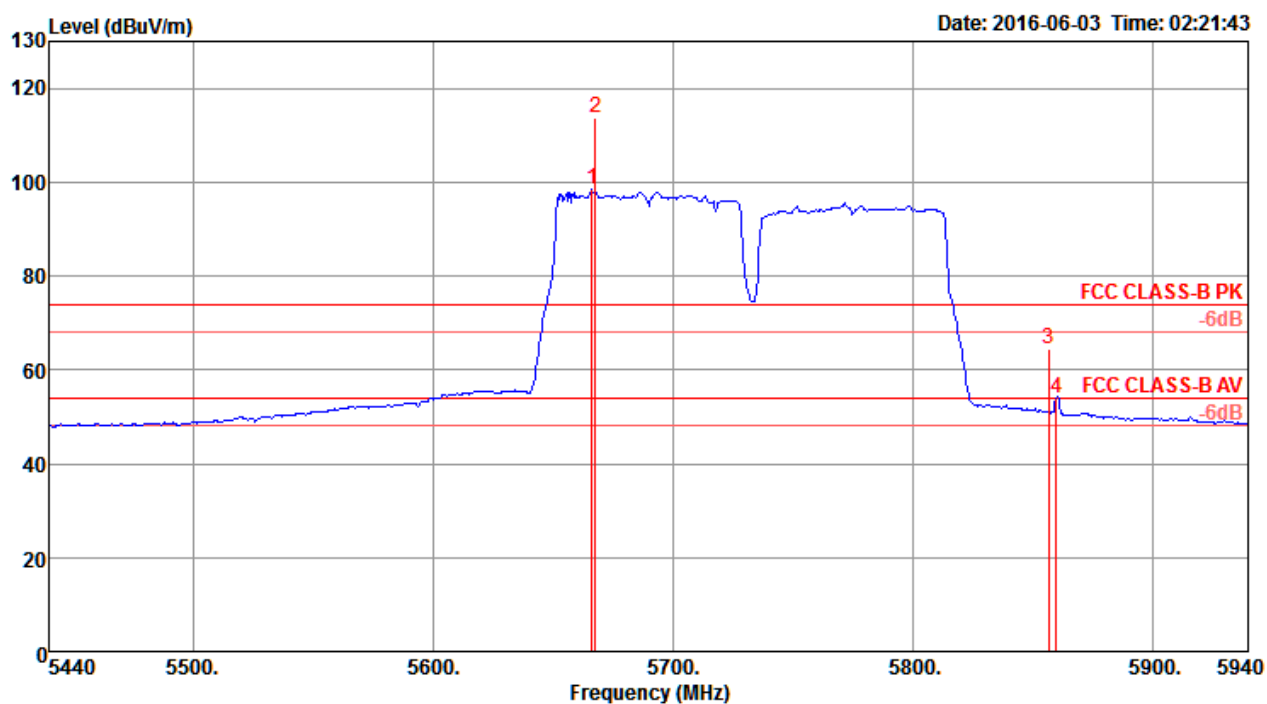
	Freq	Level	Limit	Over	Read	CableAntenna	Preamp	A/Pos	T/Pos	Remark	Pol/Phase
	MHz	dBuV/m	dBuV/m	dB	dBuV	dB	dB/m	dB	cm	deg	
1	5548.56	67.90	68.20	-0.30	60.50	7.93	33.95	34.48	200	5 Peak	VERTICAL
2	5755.92	107.15			99.22	7.85	34.60	34.52	200	5 Peak	VERTICAL
3	5778.68	96.72			88.76	7.84	34.65	34.53	200	5 Average	VERTICAL
4	5940.60	61.49	68.20	-6.71	53.20	7.75	35.10	34.56	200	5 Peak	VERTICAL

Item 2, 3 are the fundamental frequency at 5775 MHz.

Note: Both antenna polarizations have been tested and only the worst case was recorded in test report.

Temperature	22°C	Humidity	56%
Test Engineer	Peter Wu & Gary Chu	Configurations	IEEE 802.11ac MCS0/Nss2 VHT80+80 Type 11 / CH 138+155 / Chain 1 + Chain 2 + Chain 3 + Chain 4
Test Mode	Mode 2		

Channel 138

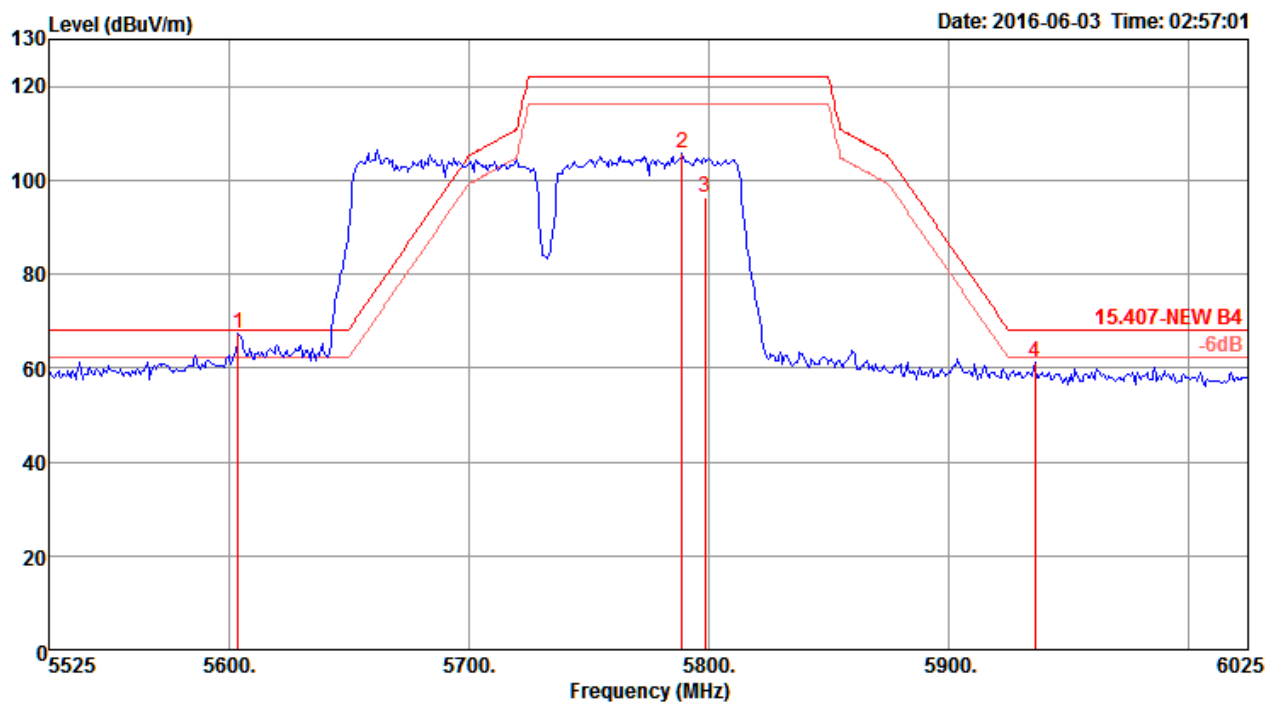


	Freq	Level	Limit	Over	Read	CableAntenna	Preamp	A/Pos	T/Pos	Remark	Pol/Phase
	MHz	dBuV/m	dBuV/m	dB	dBuV	dB	dB/m	dB	cm	deg	
1	5666.50	98.60			90.89	7.91	34.30	34.50	222	351	Average
2	5668.00	113.64			105.93	7.91	34.30	34.50	222	351	Peak
3	5857.00	64.31	74.00	-9.69	56.16	7.79	34.90	34.54	222	351	Peak
4	5860.00	53.91	54.00	-0.09	45.76	7.79	34.90	34.54	222	351	Average

Item 1, 2 are the fundamental frequency at 5690 MHz.

Note: Both antenna polarizations have been tested and only the worst case was recorded in test report.

Channel 155



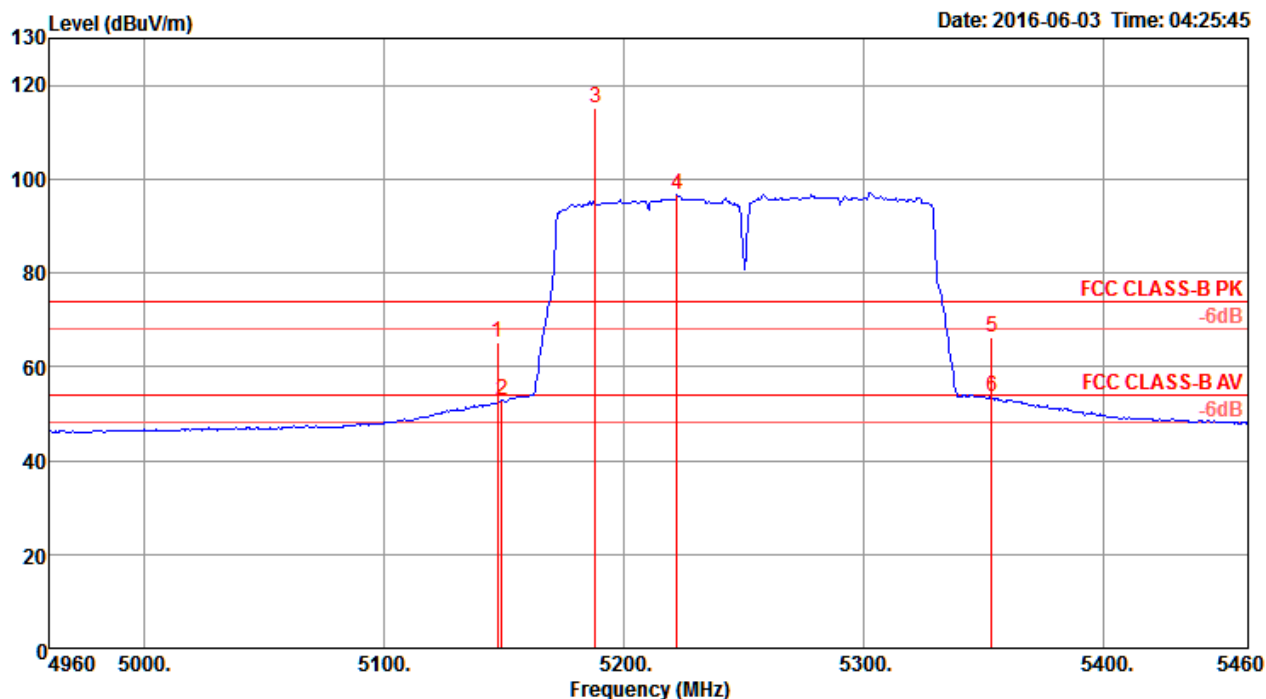
	Freq	Level	Limit	Over	Read	CableAntenna	Preamp	A/Pos	T/Pos	Remark	Pol/Phase
	MHz	dBuV/m	dBuV/m	dB	dBuV	dB	dB/m	dB	cm	deg	
1	5604.00	67.53	68.20	-0.67	59.97	7.95	34.10	34.49	218	6 Peak	VERTICAL
2	5789.00	105.62			97.62	7.83	34.70	34.53	218	6 Peak	VERTICAL
3	5798.52	96.27			88.27	7.83	34.70	34.53	218	6 Average	VERTICAL
4	5936.00	61.28	68.20	-6.92	52.99	7.75	35.10	34.56	218	6 Peak	VERTICAL

Item 2, 3 are the fundamental frequency at 5775 MHz.

Note: Both antenna polarizations have been tested and only the worst case was recorded in test report.

Temperature	22°C	Humidity	56%
Test Engineer	Peter Wu & Gary Chu	Configurations	IEEE 802.11ac MCS0/Nss2 VHT80+80 Type 12 / CH 42+58 / Chain 1 + Chain 2 + Chain 3 + Chain 4
Test Mode	Mode 2		

Channel 42

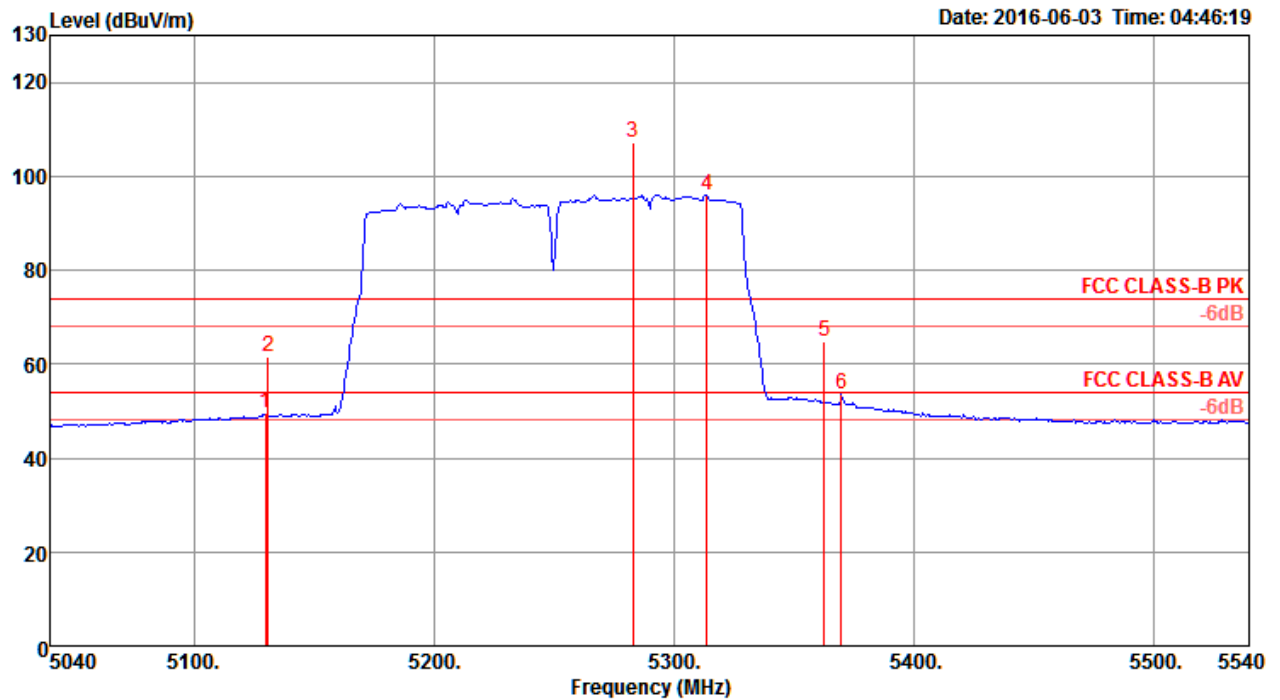


	Freq	Level	Limit	Over	Read	CableAntenna	Preamp	A/Pos	T/Pos	Remark	Pol/Phase
	MHz	dBuV/m	dBuV/m	dB	dBuV	dB	dB/m	dB	cm	deg	
1	5147.00	65.20	74.00	-8.80	58.46	7.90	33.31	34.47	165	342	Peak
2	5149.00	52.72	54.00	-1.28	45.98	7.90	33.31	34.47	165	342	Average
3	5188.00	115.31			108.42	7.98	33.38	34.47	165	342	Peak
4	5222.00	96.72			89.81	7.96	33.42	34.47	165	342	Average
5	5353.00	66.24	74.00	-7.76	59.23	7.89	33.59	34.47	165	342	Peak
6	5353.00	53.69	54.00	-0.31	46.68	7.89	33.59	34.47	165	342	Average

Item 3, 4 are the fundamental frequency at 5210 MHz.

Note: Both antenna polarizations have been tested and only the worst case was recorded in test report.

Channel 58



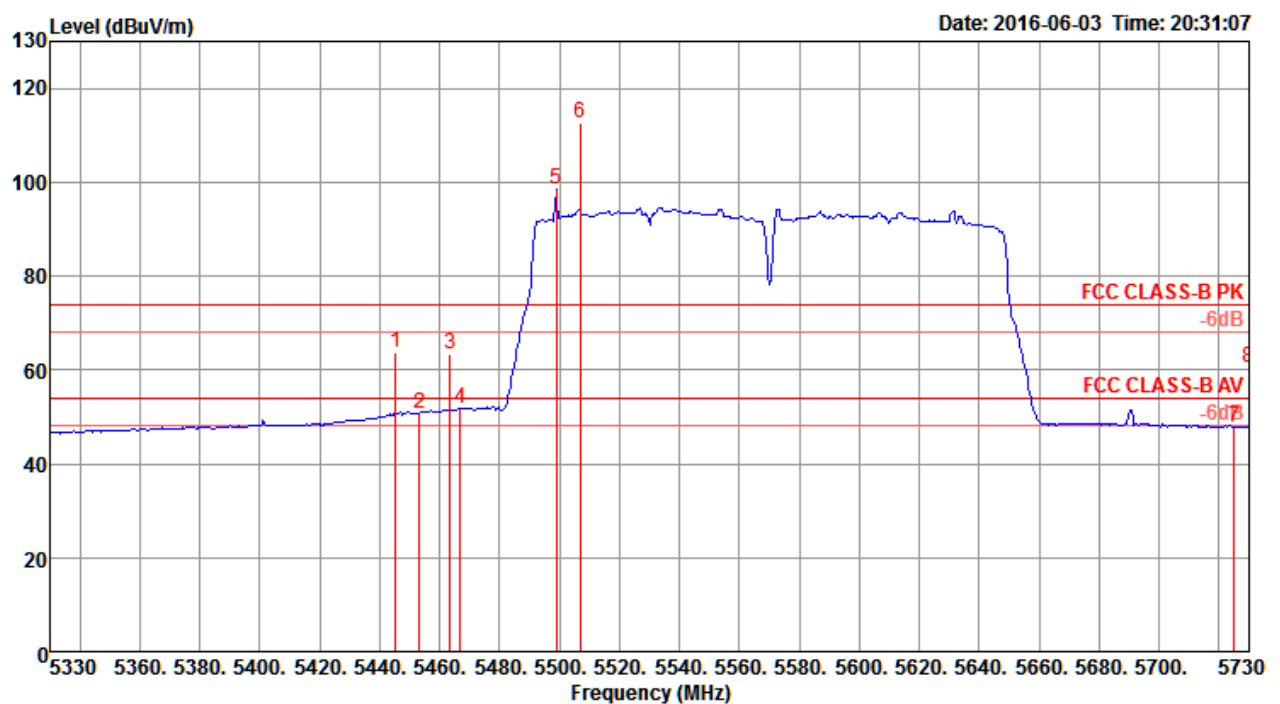
	Freq	Level	Limit	Over	Read	Cable	Antenna	Preamp	A/Pos	T/Pos	Remark	Pol/Phase
	MHz	dBuV/m	dBuV/m	dB	dBuV	dB	dB/m	dB	cm	deg		
1	5130.00	49.45	54.00	-4.55	42.75	7.88	33.29	34.47	216	0	Average	VERTICAL
2	5131.00	61.59	74.00	-12.41	54.89	7.88	33.29	34.47	216	0	Peak	VERTICAL
3	5283.00	107.04			100.09	7.92	33.50	34.47	216	0	Peak	VERTICAL
4	5314.00	96.07			89.08	7.91	33.55	34.47	216	0	Average	VERTICAL
5	5363.00	64.94	74.00	-9.06	57.92	7.88	33.61	34.47	216	0	Peak	VERTICAL
6	5370.00	53.75	54.00	-0.25	46.72	7.87	33.63	34.47	216	0	Average	VERTICAL

Item 3, 4 are the fundamental frequency at 5290 MHz.

Note: Both antenna polarizations have been tested and only the worst case was recorded in test report.

Temperature	22°C	Humidity	56%
Test Engineer	Peter Wu & Gary Chu	Configurations	IEEE 802.11ac MCS0/Nss2 VHT80+80 Type 13 / CH 106+122 / Chain 1 + Chain 2 + Chain 3 + Chain 4
Test Mode	Mode 2		

Channel 106

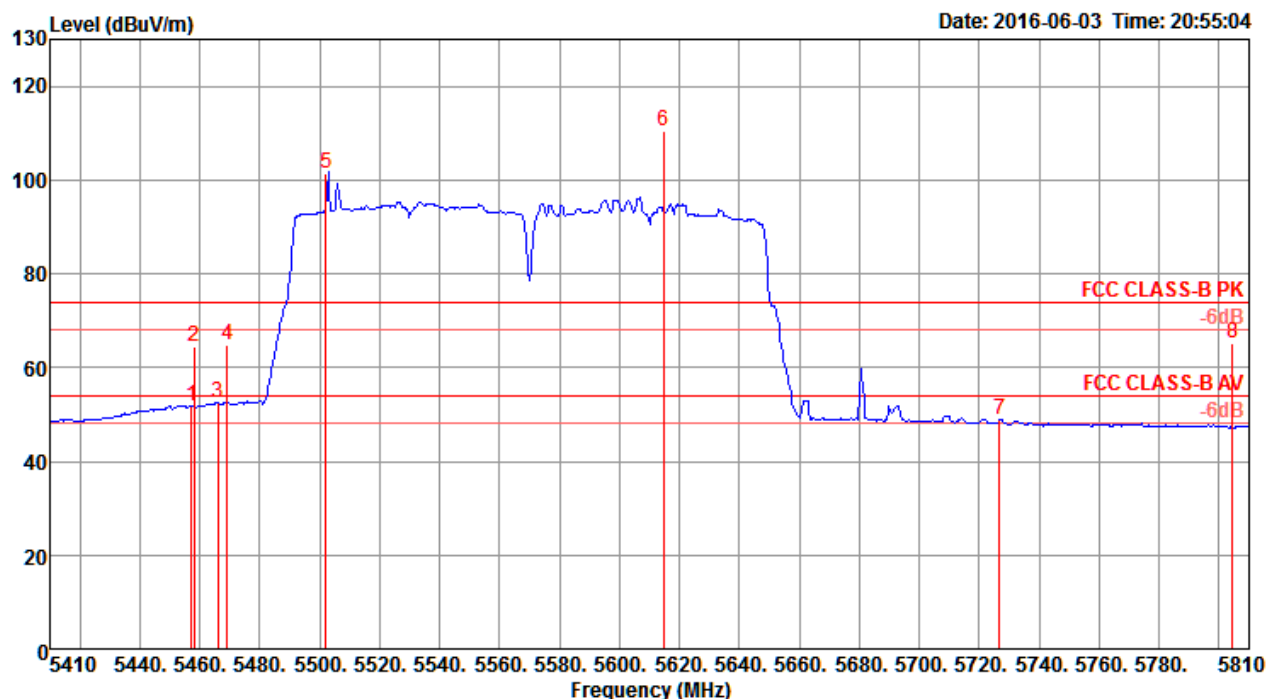


	Freq	Level	Limit	Over	Read	Cable	Antenna	Preamp	A/Pos	T/Pos	Remark	Pol/Phase
	MHz	dBuV/m	dBuV/m	dB	dBuV	dB	dB/m	dB	cm	deg		
1	5445.20	63.68	74.00	-10.32	56.55	7.88	33.72	34.47	247	360	Peak	VERTICAL
2	5453.20	50.87	54.00	-3.13	43.71	7.89	33.74	34.47	247	360	Average	VERTICAL
3	5463.60	63.30	74.00	-10.70	56.11	7.90	33.76	34.47	247	360	Peak	VERTICAL
4	5466.80	51.76	54.00	-2.24	44.57	7.90	33.76	34.47	247	360	Average	VERTICAL
5	5498.80	98.58			91.34	7.91	33.80	34.47	247	360	Average	VERTICAL
6	5506.80	112.63			105.39	7.91	33.80	34.47	247	360	Peak	VERTICAL
7	5725.00	47.70	54.00	-6.30	39.84	7.87	34.50	34.51	247	360	Average	VERTICAL
8	5730.00	60.55	74.00	-13.45	52.70	7.87	34.50	34.52	247	360	Peak	VERTICAL

Item 5, 6 are the fundamental frequency at 5530 MHz.

Note: Both antenna polarizations have been tested and only the worst case was recorded in test report.

Channel 122



	Freq	Level	Limit	Over	Read	Cable	Antenna	Preamp	A/Pos	T/Pos	Remark	Pol/Phase
	MHz	dBuV/m	dBuV/m	dB	dBuV	dB	dB/m	dB	cm	deg		
1	5457.20	51.90	54.00	-2.10	44.74	7.89	33.74	34.47	228	356	Average	VERTICAL
2	5458.00	64.34	74.00	-9.66	57.18	7.89	33.74	34.47	228	356	Peak	VERTICAL
3	5466.00	52.52	54.00	-1.48	45.33	7.90	33.76	34.47	228	356	Average	VERTICAL
4	5469.20	64.88	74.00	-9.12	57.69	7.90	33.76	34.47	228	356	Peak	VERTICAL
5	5502.00	101.38			94.14	7.91	33.80	34.47	228	356	Average	VERTICAL
6	5614.80	110.54			102.94	7.94	34.15	34.49	228	356	Peak	VERTICAL
7	5726.80	48.80	54.00	-5.20	40.95	7.87	34.50	34.52	228	356	Average	VERTICAL
8	5804.40	65.02	74.00	-8.98	57.02	7.83	34.70	34.53	228	356	Peak	VERTICAL

Item 5, 6 are the fundamental frequency at 5610 MHz.

Note: Both antenna polarizations have been tested and only the worst case was recorded in test report.

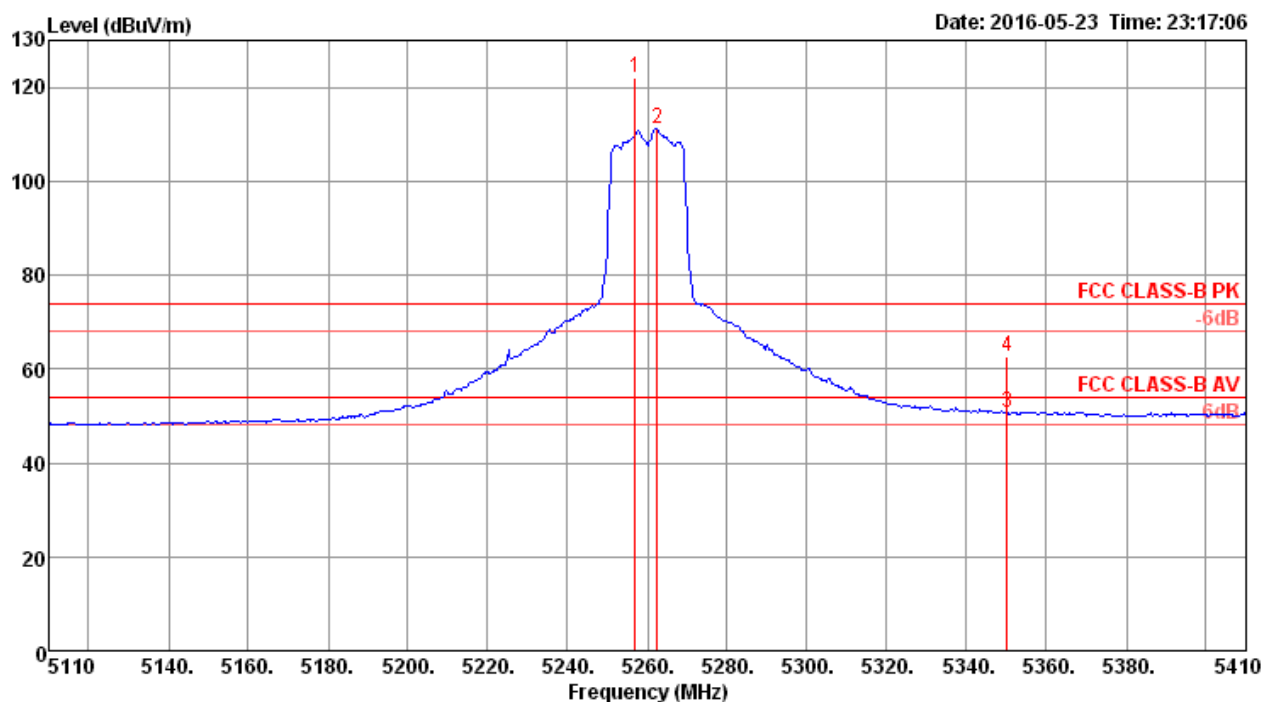
Note:

Emission level (dBuV/m) = 20 log Emission level (uV/m)

Corrected Reading: Antenna Factor + Cable Loss + Read Level - Preamp Factor = Level

Temperature	22°C	Humidity	56%
Test Engineer	Peter Wu & Gary Chu	Configurations	IEEE 802.11ac MCS0/Nss1 VHT20 CH 52, 60, 64 / Chain 1 + Chain 2 + Chain 3 + Chain 4
Test Mode	Mode 3		

Channel 52

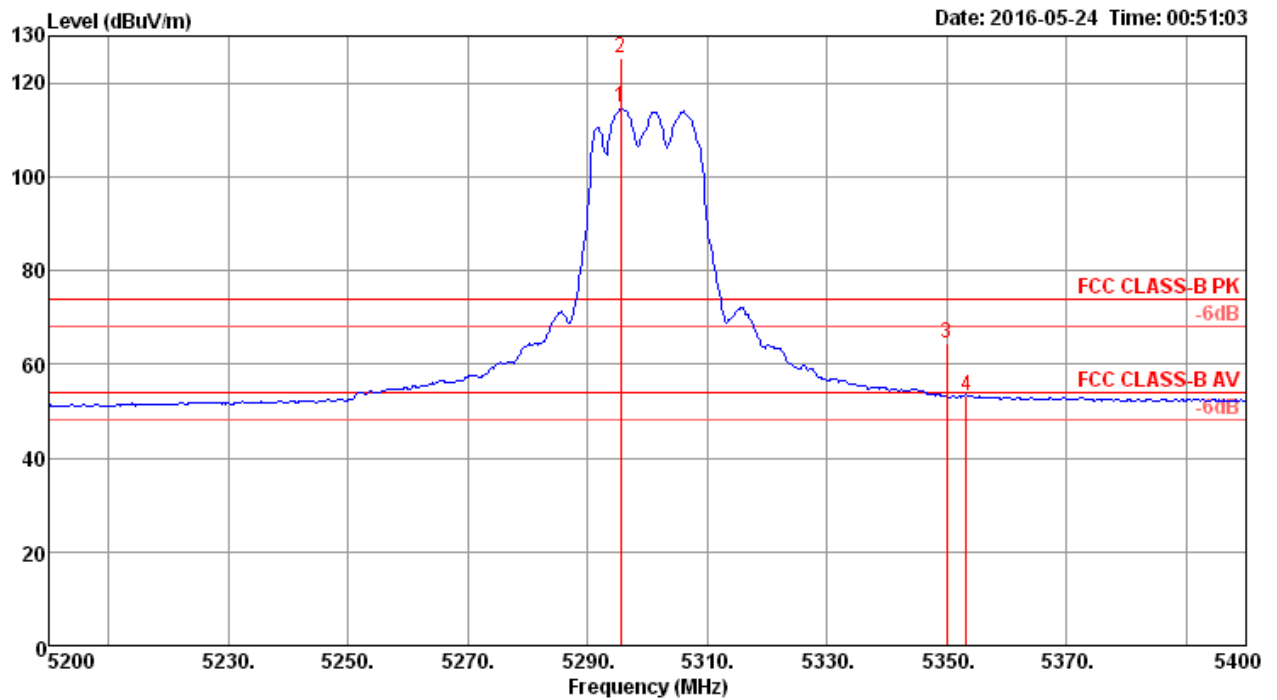


	Freq	Level	Limit	Over	Read	CableAntenna	Preamp	A/Pos	T/Pos	Remark	Pol/Phase
	MHz	dBuV/m	dBuV/m	dB	dBuV	dB	dB/m	dB	cm	deg	
1	5257.00	121.89			110.58	10.46	33.91	33.06	175	6 Peak	VERTICAL
2	5262.40	111.23			99.89	10.46	33.94	33.06	175	6 Average	VERTICAL
3	5350.00	50.63	54.00	-3.37	39.20	10.43	34.06	33.06	175	6 Average	VERTICAL
4	5350.00	62.53	74.00	-11.47	51.10	10.43	34.06	33.06	175	6 Peak	VERTICAL

Item 1, 2 are the fundamental frequency at 5260 MHz.

Note: Both antenna polarizations have been tested and only the worst case was recorded in test report.

Channel 60

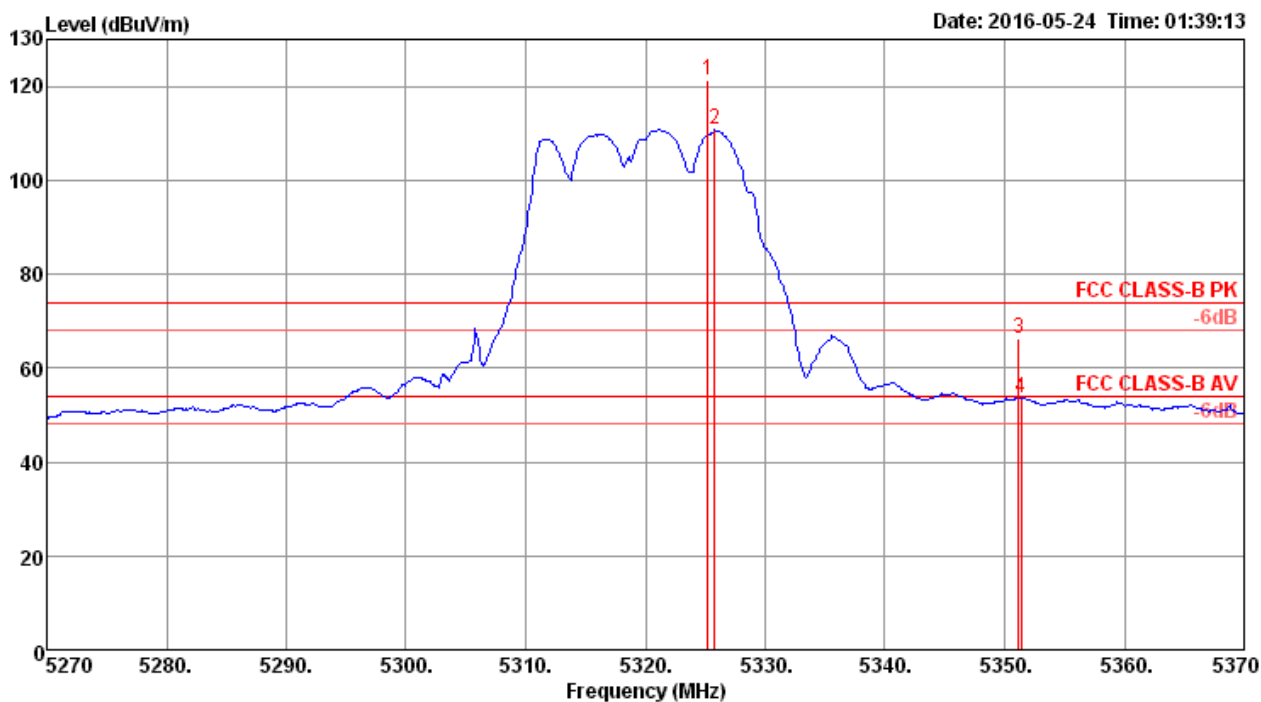


	Freq	Level	Limit	Over	Read	CableAntenna	Preamp	A/Pos	T/Pos	Remark	Pol/Phase
	MHz	dBuV/m	dBuV/m	dB	dBuV	dB	dB/m	dB	cm	deg	
1	5295.60	114.62			103.25	10.45	33.98	33.06	168	7 Average	HORIZONTAL
2	5295.60	125.38			114.01	10.45	33.98	33.06	168	7 Peak	HORIZONTAL
3	5350.00	64.32	74.00	-9.68	52.89	10.43	34.06	33.06	168	7 Peak	HORIZONTAL
4	5353.20	53.40	54.00	-0.60	41.97	10.43	34.06	33.06	168	7 Average	HORIZONTAL

Item 1, 2 are the fundamental frequency at 5300 MHz.

Note: Both antenna polarizations have been tested and only the worst case was recorded in test report.

Channel 64



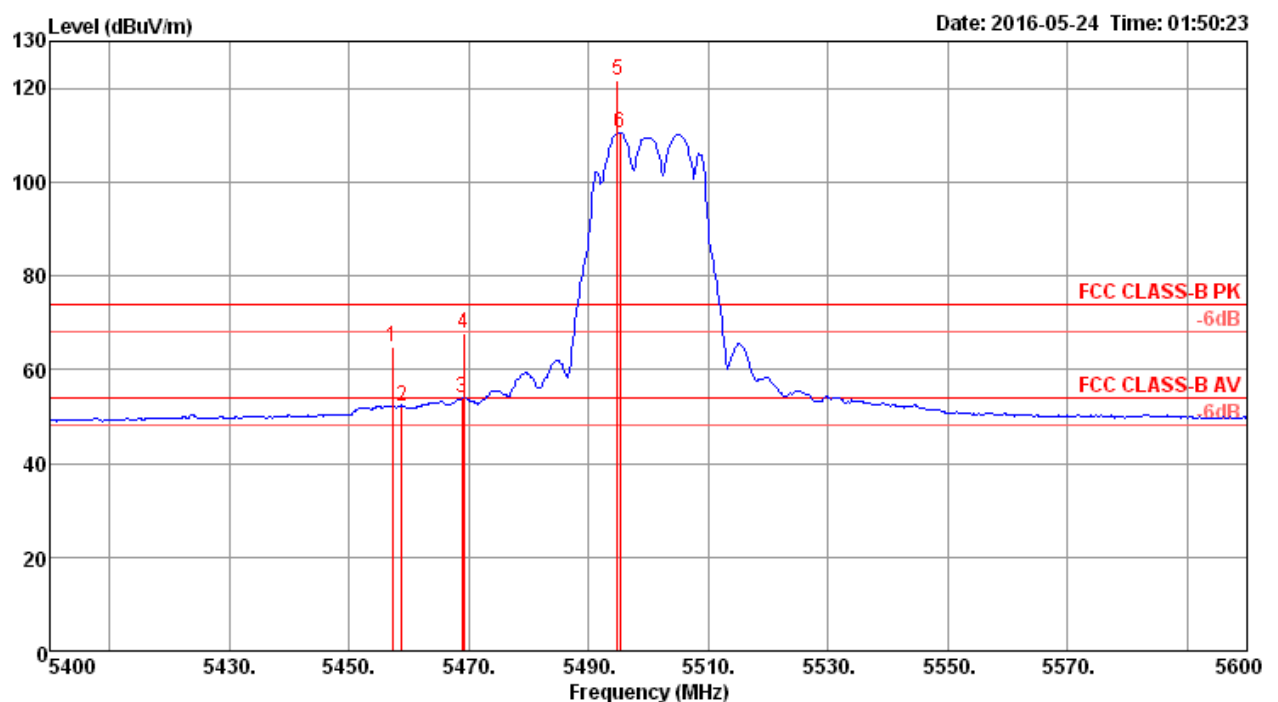
	Freq	Level	Limit	Over	Read	CableAntenna	Preamp	A/Pos	T/Pos	Remark	Pol/Phase
	MHz	dBuV/m	dBuV/m	dB	dBuV	dB	dB/m	dB	cm	deg	
1	5325.20	121.19			109.78	10.44	34.03	33.06	167	0 Peak	HORIZONTAL
2	5325.80	110.72			99.31	10.44	34.03	33.06	167	0 Average	HORIZONTAL
3	5351.20	66.39	74.00	-7.61	54.96	10.43	34.06	33.06	167	0 Peak	HORIZONTAL
4	5351.40	53.75	54.00	-0.25	42.32	10.43	34.06	33.06	167	0 Average	HORIZONTAL

Item 1, 2 are the fundamental frequency at 5320 MHz.

Note: Both antenna polarizations have been tested and only the worst case was recorded in test report.

Temperature	22°C	Humidity	56%
Test Engineer	Peter Wu & Gary Chu	Configurations	IEEE 802.11ac MCS0/Nss1 VHT20 CH 100, 116, 140 / Chain 1 + Chain 2 + Chain 3 + Chain 4
Test Mode	Mode 3		

Channel 100

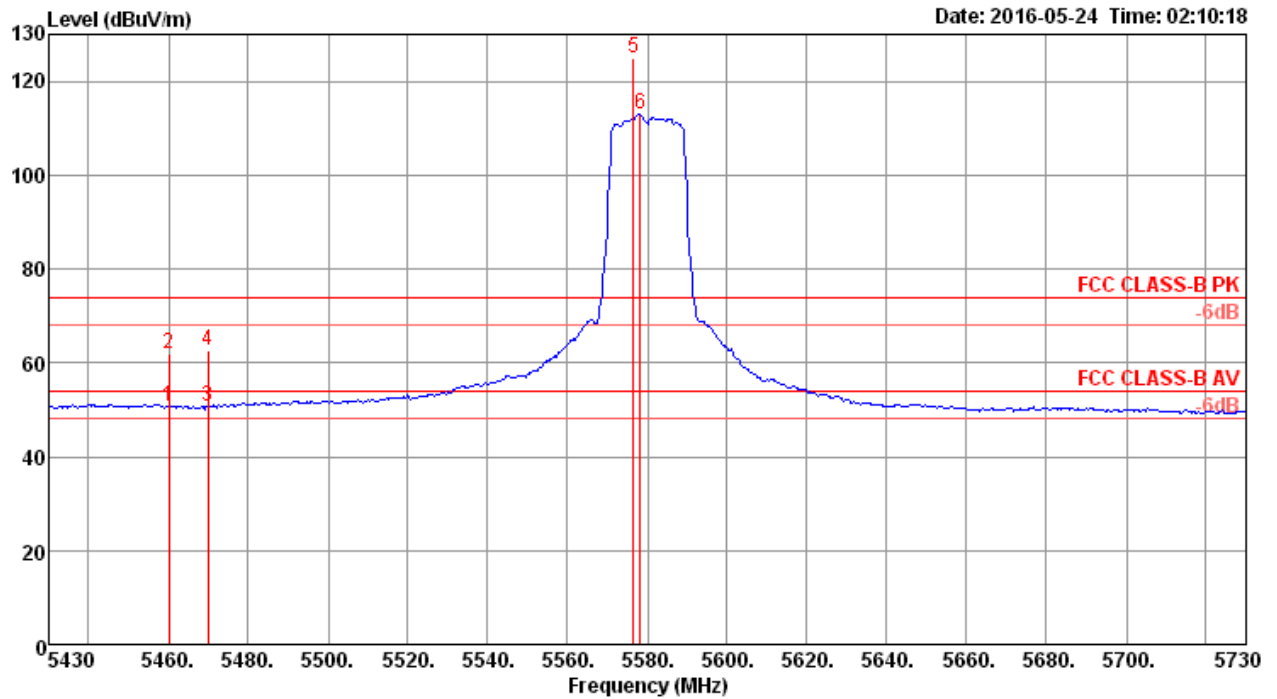


	Freq	Level	Limit	Over	Read	CableAntenna	Preamp	A/Pos	T/Pos	Remark	Pol/Phase
	MHz	dBuV/m	dBuV/m	dB	dBuV	dB	dB/m	dB	cm	deg	
1	5457.20	64.88	74.00	-9.12	53.15	10.56	34.23	33.06	164	8 Peak	HORIZONTAL
2	5458.80	52.32	54.00	-1.68	40.59	10.56	34.23	33.06	164	8 Average	HORIZONTAL
3	5468.80	53.84	54.00	-0.16	42.06	10.59	34.25	33.06	164	8 Average	HORIZONTAL
4	5469.20	67.61	74.00	-6.39	55.83	10.59	34.25	33.06	164	8 Peak	HORIZONTAL
5	5494.80	121.79			109.95	10.62	34.28	33.06	164	8 Peak	HORIZONTAL
6	5495.20	110.52			98.62	10.66	34.30	33.06	164	8 Average	HORIZONTAL

Item 5, 6 are the fundamental frequency at 5500 MHz.

Note: Both antenna polarizations have been tested and only the worst case was recorded in test report.

Channel 116

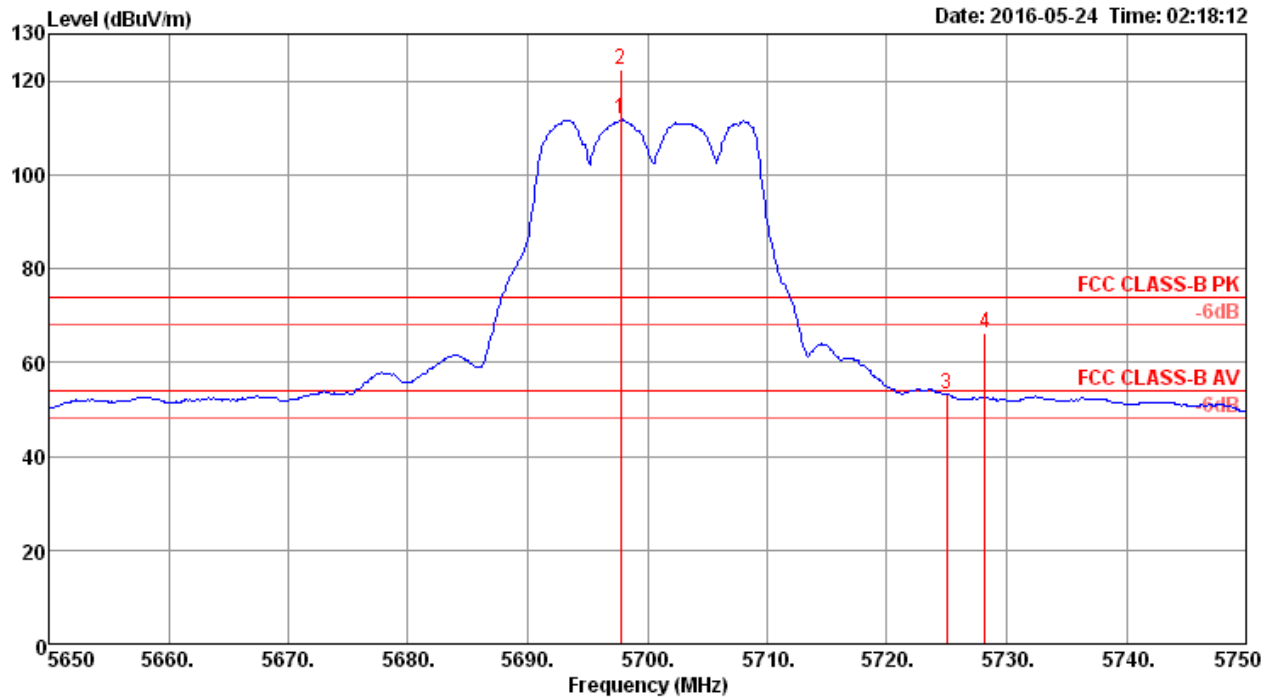


	Freq	Level	Limit	Over	Read	CableAntenna	Preamp	A/Pos	T/Pos	Remark	Pol/Phase
	MHz	dBuV/m	dBuV/m	dB	dBuV	dB	dB/m	dB	cm	deg	
1	5460.00	50.62	54.00	-3.38	38.89	10.56	34.23	33.06	171	7 Average	VERTICAL
2	5460.00	62.04	74.00	-11.96	50.31	10.56	34.23	33.06	171	7 Peak	VERTICAL
3	5470.00	50.76	54.00	-3.24	38.98	10.59	34.25	33.06	171	7 Average	VERTICAL
4	5470.00	62.65	74.00	-11.35	50.87	10.59	34.25	33.06	171	7 Peak	VERTICAL
5	5576.40	124.83			112.73	10.83	34.35	33.08	171	7 Peak	VERTICAL
6	5578.20	112.89			100.80	10.83	34.35	33.09	171	7 Average	VERTICAL

Item 5, 6 are the fundamental frequency at 5580 MHz.

Note: Both antenna polarizations have been tested and only the worst case was recorded in test report.

Channel 140



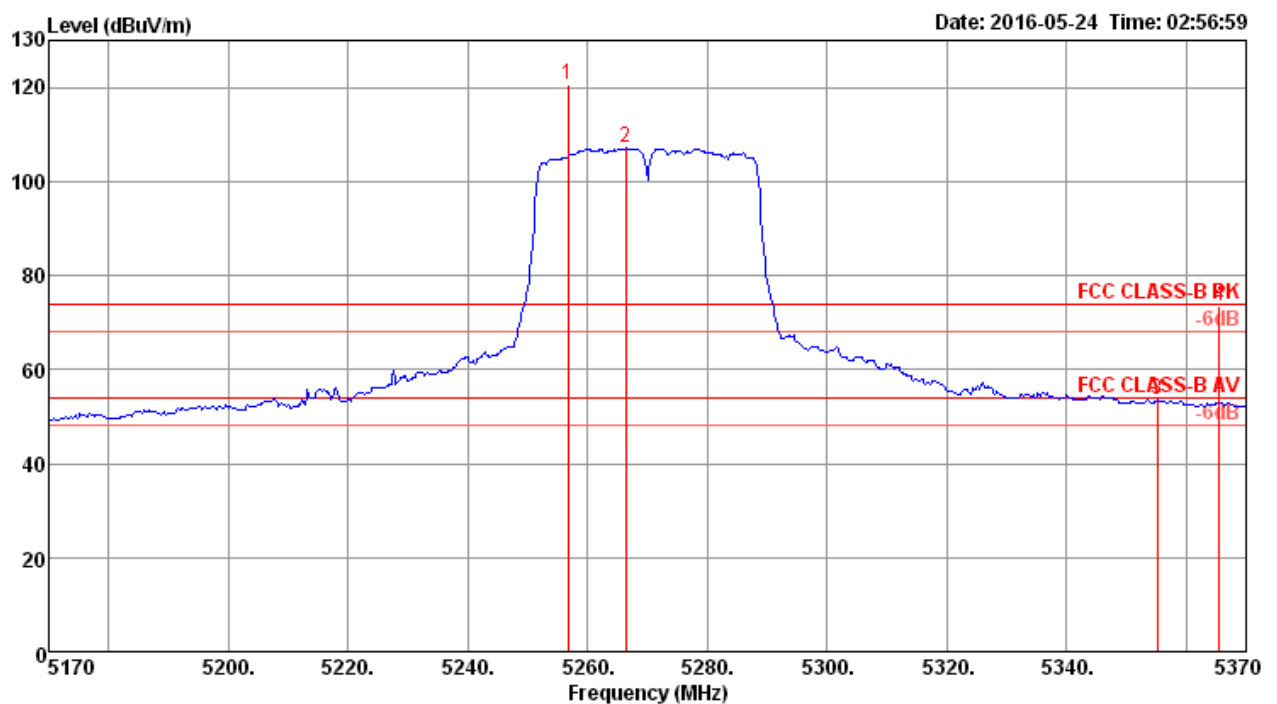
	Freq	Level	Limit	Over	Read	CableAntenna	Preamp	A/Pos	T/Pos	Remark	Pol/Phase
	MHz	dBuV/m	dBuV/m	dB	dBuV	dB	dB/m	dB	cm	deg	
1	5697.80	111.83			99.74	10.80	34.42	33.13	169	3 Average	HORIZONTAL
2	5697.80	122.36			110.27	10.80	34.42	33.13	169	3 Peak	HORIZONTAL
3	5725.00	53.25	54.00	-0.75	41.17	10.77	34.44	33.13	169	3 Average	HORIZONTAL
4	5728.20	66.17	74.00	-7.83	54.10	10.77	34.44	33.14	169	3 Peak	HORIZONTAL

Item 1, 2 are the fundamental frequency at 5700 MHz.

Note: Both antenna polarizations have been tested and only the worst case was recorded in test report.

Temperature	22°C	Humidity	56%
Test Engineer	Peter Wu & Gary Chu	Configurations	IEEE 802.11ac MCS0/Nss1 VHT40 CH 54, 62 / Chain 1 + Chain 2 + Chain 3 + Chain 4
Test Mode	Mode 3		

Channel 54

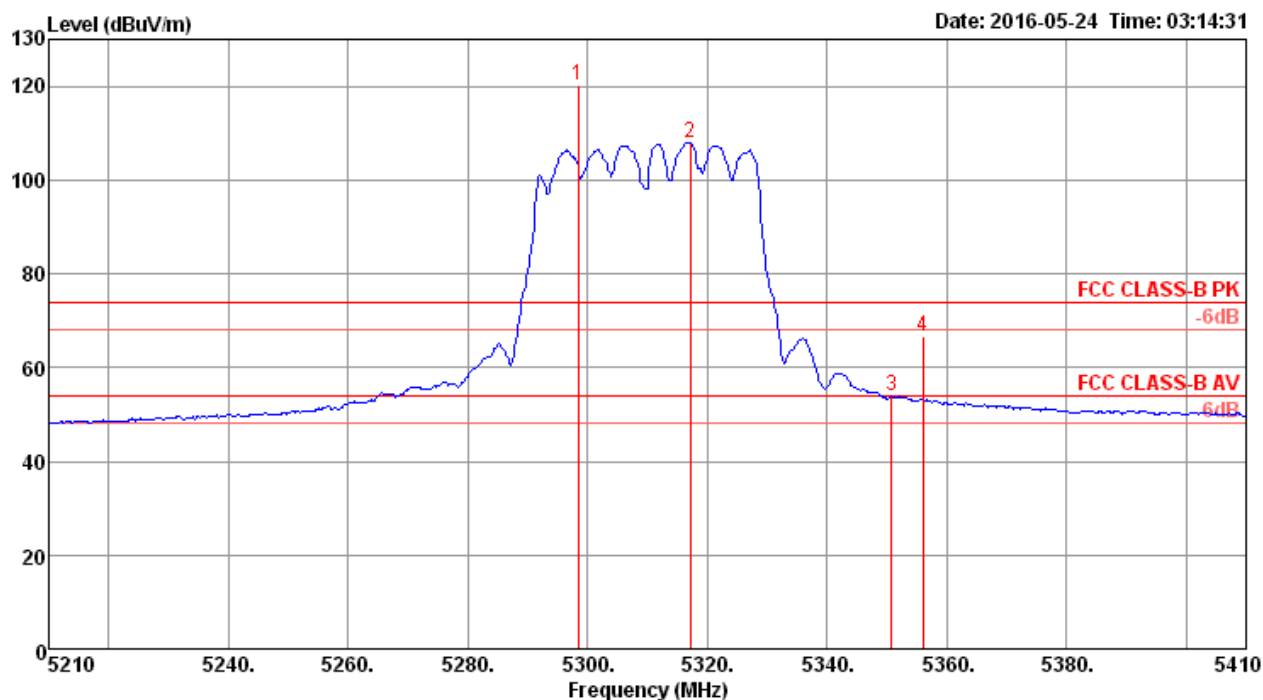


	Freq	Level	Limit	Over	Read	Cable	Antenna	Preamp	A/Pos	T/Pos	Remark	Pol/Phase
	MHz	dBuV/m	dBuV/m	dB	dBuV	dB	dB/m	dB	cm	deg		
1	5256.80	120.51			109.20	10.46	33.91	33.06	181	5	Peak	VERTICAL
2	5266.40	107.19			95.85	10.46	33.94	33.06	181	5	Average	VERTICAL
3	5355.20	53.49	54.00	-0.51	42.04	10.43	34.08	33.06	181	5	Average	VERTICAL
4	5365.60	73.65	74.00	-0.35	62.20	10.43	34.08	33.06	181	5	Peak	VERTICAL

Item 1, 2 are the fundamental frequency at 5270 MHz.

Note: Both antenna polarizations have been tested and only the worst case was recorded in test report.

Channel 62



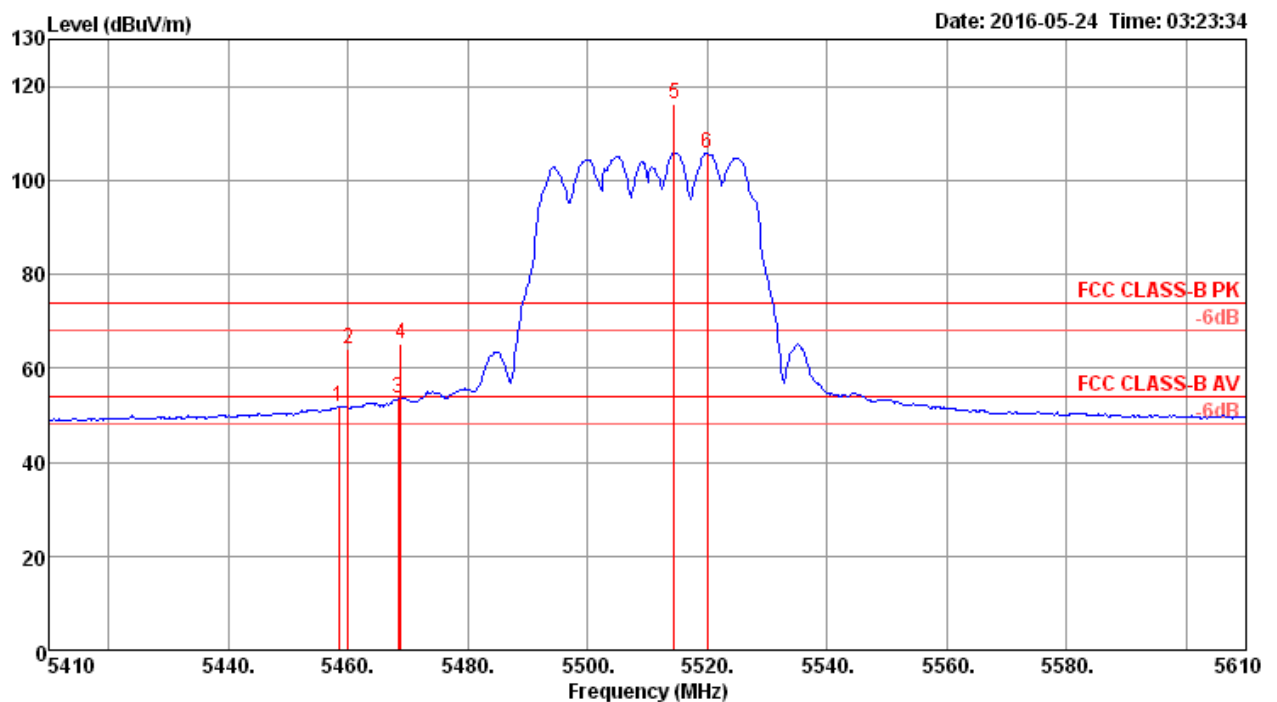
	Freq	Level	Limit	Over	Read	CableAntenna	Preamp	A/Pos	T/Pos	Remark	Pol/Phase
	MHz	dBuV/m	dBuV/m	dB	dBuV	dB	dB/m	dB	cm	deg	
1	5298.40	120.33			108.96	10.45	33.98	33.06	173	361	Peak
2	5317.20	107.94			96.55	10.44	34.01	33.06	173	361	Average
3	5350.80	53.79	54.00	-0.21	42.36	10.43	34.06	33.06	173	361	Average
4	5356.00	66.77	74.00	-7.23	55.32	10.43	34.08	33.06	173	361	Peak

Item 1, 2 are the fundamental frequency at 5310 MHz.

Note: Both antenna polarizations have been tested and only the worst case was recorded in test report.

Temperature	22°C	Humidity	56%
Test Engineer	Peter Wu & Gary Chu	Configurations	IEEE 802.11ac MCS0/Nss1 VHT40 CH 102, 110, 134 / Chain 1 + Chain 2 + Chain 3 + Chain 4
Test Mode	Mode 3		

Channel 102

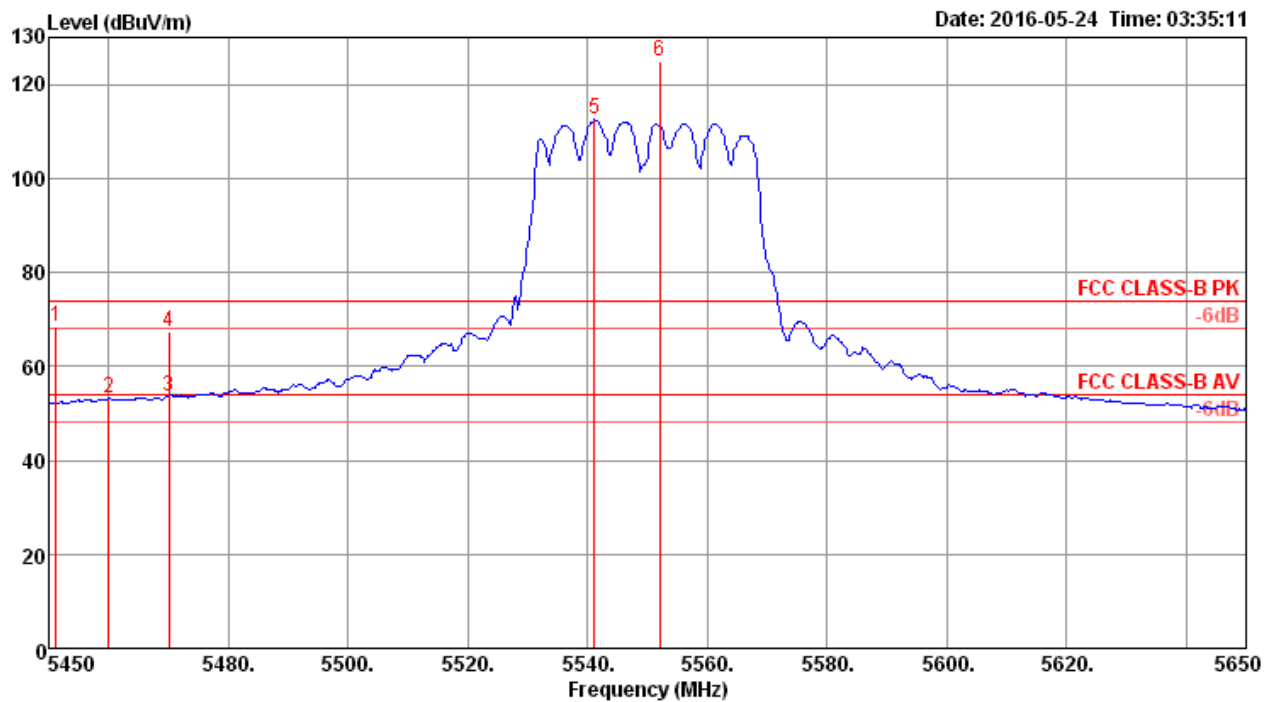


	Freq	Level	Limit	Over	Read	CableAntenna	Preamp	A/Pos	T/Pos	Remark	Pol/Phase
	MHz	dBuV/m	dBuV/m	dB	dBuV	dB	dB/m	dB	cm	deg	
1	5458.40	51.67	54.00	-2.33	39.94	10.56	34.23	33.06	173	2 Average	HORIZONTAL
2	5460.00	64.09	74.00	-9.91	52.36	10.56	34.23	33.06	173	2 Peak	HORIZONTAL
3	5468.40	53.59	54.00	-0.41	41.81	10.59	34.25	33.06	173	2 Average	HORIZONTAL
4	5468.80	65.32	74.00	-8.68	53.54	10.59	34.25	33.06	173	2 Peak	HORIZONTAL
5	5514.40	116.27			104.34	10.69	34.31	33.07	173	2 Peak	HORIZONTAL
6	5520.00	105.88			93.95	10.69	34.31	33.07	173	2 Average	HORIZONTAL

Item 5, 6 are the fundamental frequency at 5510 MHz.

Note: Both antenna polarizations have been tested and only the worst case was recorded in test report.

Channel 110

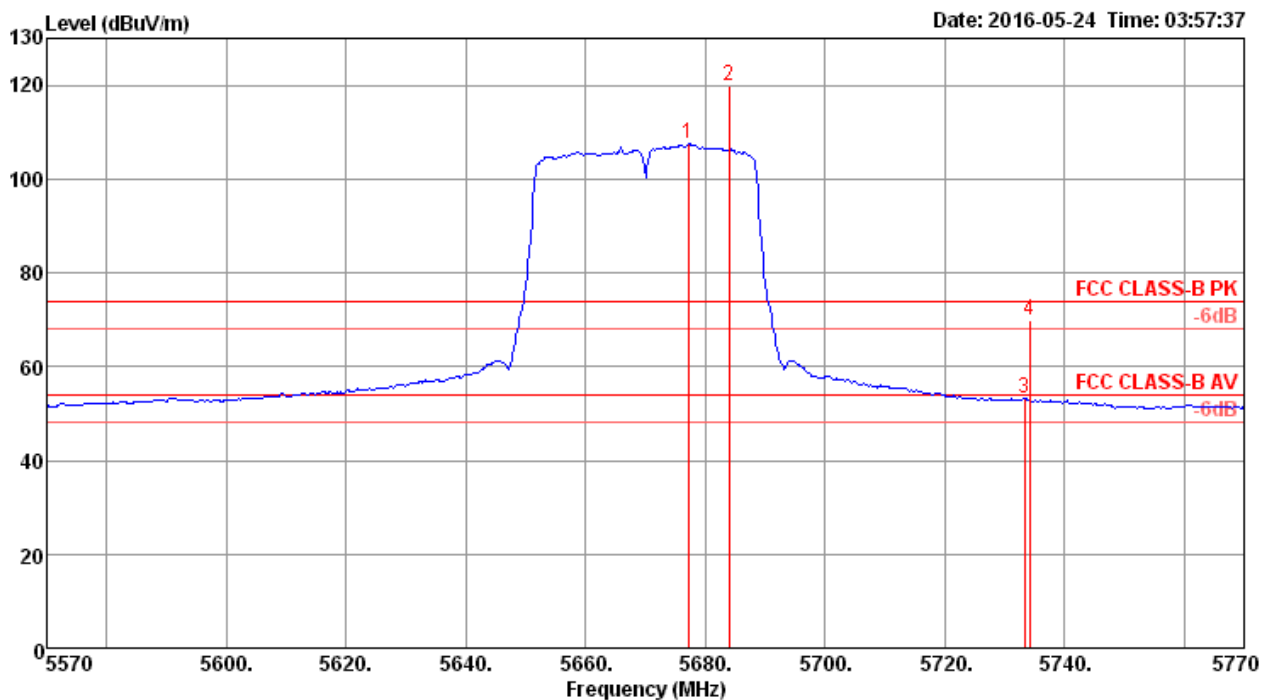


	Freq	Level	Limit	Over	Read	CableAntenna	Preamp	A/Pos	T/Pos	Remark	Pol/Phase
	MHz	dBuV/m	dBuV/m	dB	dBuV	dB	dB/m	dB	cm	deg	
1	5451.20	68.35	74.00	-5.65	56.62	10.56	34.23	33.06	170	3 Peak	HORIZONTAL
2	5460.00	53.06	54.00	-0.94	41.33	10.56	34.23	33.06	170	3 Average	HORIZONTAL
3	5470.00	53.56	54.00	-0.44	41.78	10.59	34.25	33.06	170	3 Average	HORIZONTAL
4	5470.00	67.30	74.00	-6.70	55.52	10.59	34.25	33.06	170	3 Peak	HORIZONTAL
5	5541.20	112.49			100.52	10.72	34.32	33.07	170	3 Average	HORIZONTAL
6	5552.00	124.77			112.76	10.76	34.33	33.08	170	3 Peak	HORIZONTAL

Item 5, 6 are the fundamental frequency at 5550 MHz.

Note: Both antenna polarizations have been tested and only the worst case was recorded in test report.

Channel 134



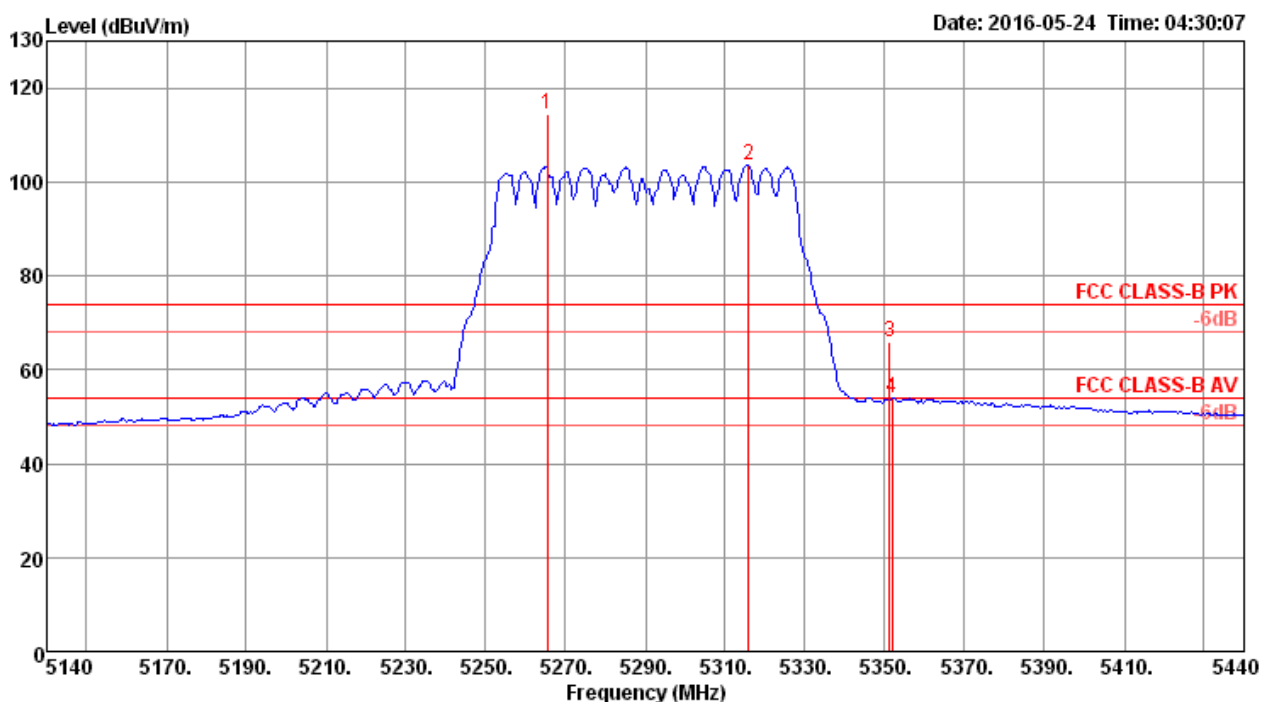
	Freq	Level	Limit	Over	Read	CableAntenna	Preamp	A/Pos	T/Pos	Remark	Pol/Phase
	MHz	dBuV/m	dBuV/m	dB	dBuV	dB	dB/m	dB	cm	deg	
1	5677.20	107.56			95.46	10.81	34.41	33.12	163	4 Average	VERTICAL
2	5684.00	119.71			107.61	10.81	34.41	33.12	163	4 Peak	VERTICAL
3	5733.40	53.15	54.00	-0.85	41.08	10.77	34.44	33.14	163	4 Average	VERTICAL
4	5734.20	70.02	74.00	-3.98	57.95	10.77	34.44	33.14	163	4 Peak	VERTICAL

Item 1, 2 are the fundamental frequency at 5670 MHz.

Note: Both antenna polarizations have been tested and only the worst case was recorded in test report.

Temperature	22°C	Humidity	56%
Test Engineer	Peter Wu & Gary Chu	Configurations	IEEE 802.11ac MCS0/Nss1 VHT80 CH 58 / Chain 1 + Chain 2 + Chain 3 + Chain 4
Test Mode	Mode 3		

Channel 58



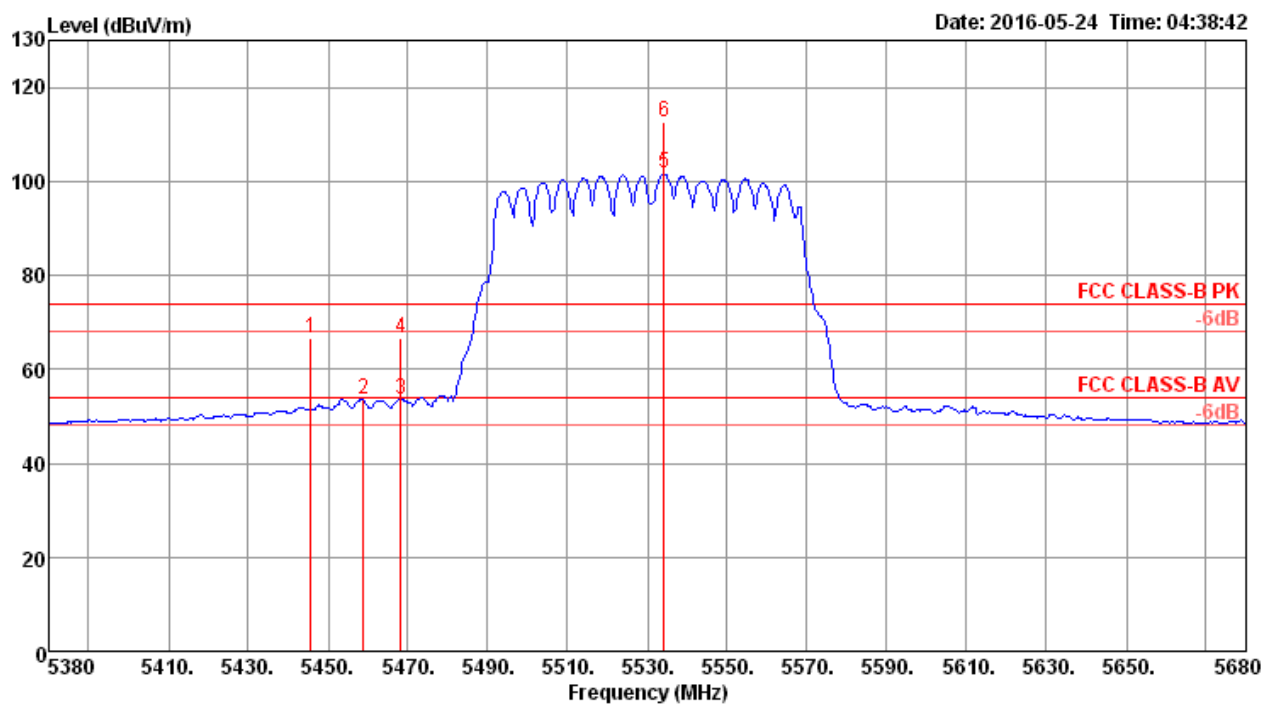
	Freq	Level	Limit	Over	Read	CableAntenna	Preamp	A/Pos	T/Pos	Remark	Pol/Phase
	MHz	dBuV/m	dBuV/m	dB	dBuV	dB	dB/m	dB	cm	deg	
1	5265.40	114.32			102.98	10.46	33.94	33.06	168	7 Peak	HORIZONTAL
2	5315.80	103.45			92.06	10.44	34.01	33.06	168	7 Average	HORIZONTAL
3	5351.20	65.87	74.00	-8.13	54.44	10.43	34.06	33.06	168	7 Peak	HORIZONTAL
4	5351.80	53.87	54.00	-0.13	42.44	10.43	34.06	33.06	168	7 Average	HORIZONTAL

Item 1, 2 are the fundamental frequency at 5290 MHz.

Note: Both antenna polarizations have been tested and only the worst case was recorded in test report.

Temperature	22°C	Humidity	56%
Test Engineer	Peter Wu & Gary Chu	Configurations	IEEE 802.11ac MCS0/Nss1 VHT80 CH 106, 122 / Chain 1 + Chain 2 + Chain 3 + Chain 4
Test Mode	Mode 3		

Channel 106

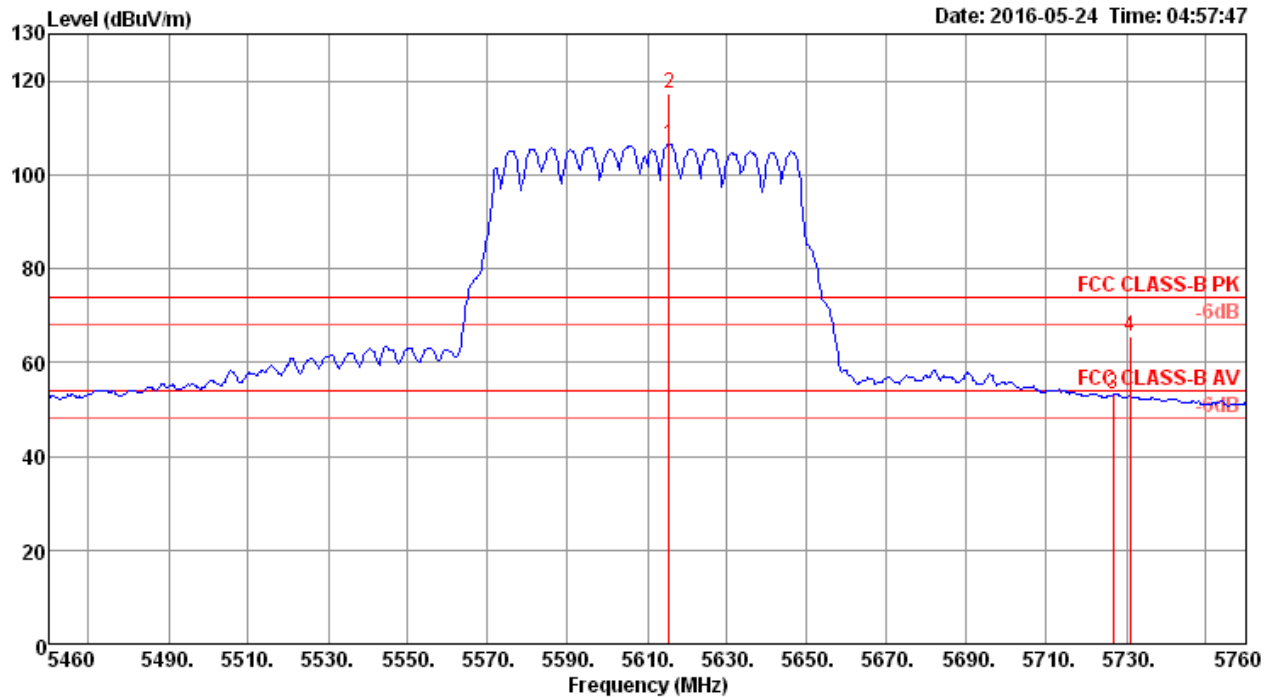


	Freq	Level	Limit	Over	Read	CableAntenna	Preamp	A/Pos	T/Pos	Remark	Pol/Phase
	MHz	dBuV/m	dBuV/m	dB	dBuV	dB	dB/m	dB	cm	deg	
1	5445.60	66.47	74.00	-7.53	54.81	10.52	34.20	33.06	168	6 Peak	HORIZONTAL
2	5458.80	53.67	54.00	-0.33	41.94	10.56	34.23	33.06	168	6 Average	HORIZONTAL
3	5468.20	53.66	54.00	-0.34	41.88	10.59	34.25	33.06	168	6 Average	HORIZONTAL
4	5468.20	66.76	74.00	-7.24	54.98	10.59	34.25	33.06	168	6 Peak	HORIZONTAL
5	5534.20	101.61			89.64	10.72	34.32	33.07	168	6 Average	HORIZONTAL
6	5534.20	112.45			100.48	10.72	34.32	33.07	168	6 Peak	HORIZONTAL

Item 5, 6 are the fundamental frequency at 5530 MHz.

Note: Both antenna polarizations have been tested and only the worst case was recorded in test report.

Channel 122



	Freq	Level	Limit	Over	Read	CableAntenna	Preamp	A/Pos	T/Pos	Remark	Pol/Phase
	MHz	dBuV/m	dBuV/m	dB	dBuV	dB	dB/m	dB	cm	deg	
1	5615.40	106.63			94.51	10.85	34.37	33.10	160	2 Average	HORIZONTAL
2	5615.40	117.19			105.07	10.85	34.37	33.10	160	2 Peak	HORIZONTAL
3	5726.80	53.33	54.00	-0.67	41.26	10.77	34.44	33.14	160	2 Average	HORIZONTAL
4	5731.00	65.52	74.00	-8.48	53.45	10.77	34.44	33.14	160	2 Peak	HORIZONTAL

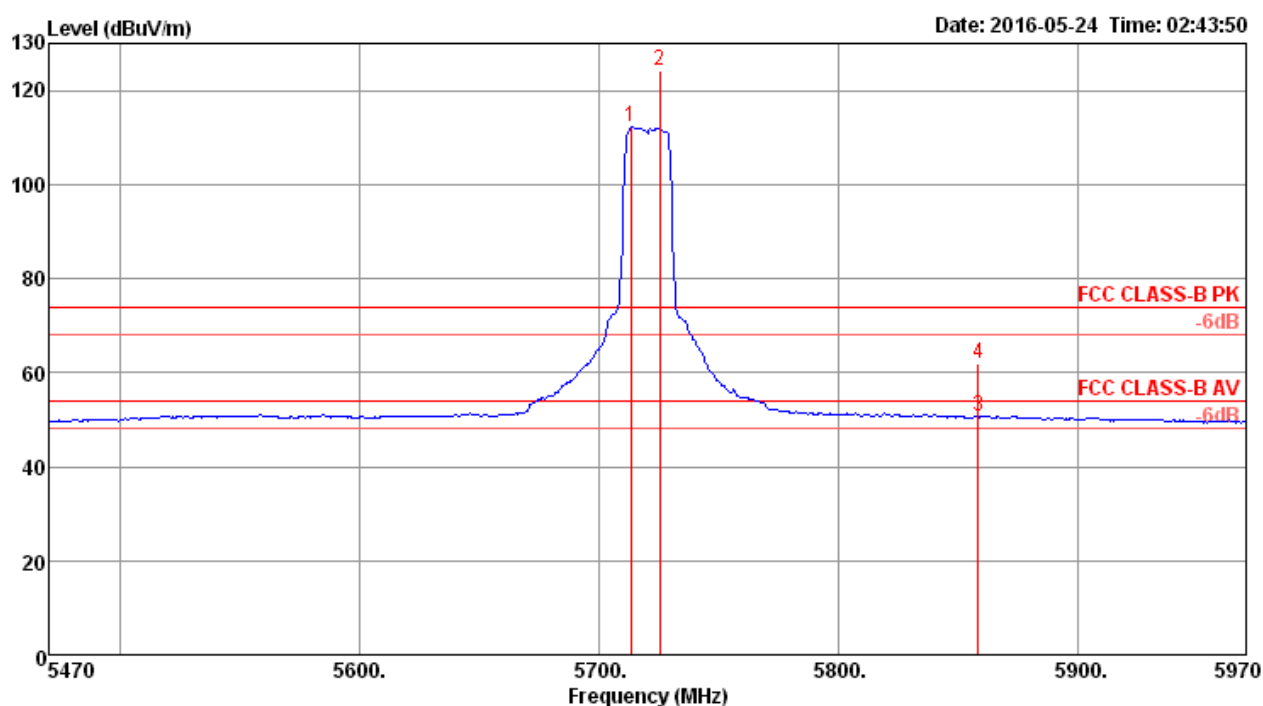
Item 1, 2 are the fundamental frequency at 5610 MHz.

Note: Both antenna polarizations have been tested and only the worst case was recorded in test report.

Straddle Channel

Temperature	22°C	Humidity	56%
Test Engineer	Peter Wu & Gary Chu	Configurations	IEEE 802.11ac MCS0/Nss1 VHT20 CH 144 / Chain 1 + Chain 2 + Chain 3 + Chain 4
Test Mode	Mode 3		

Channel 144



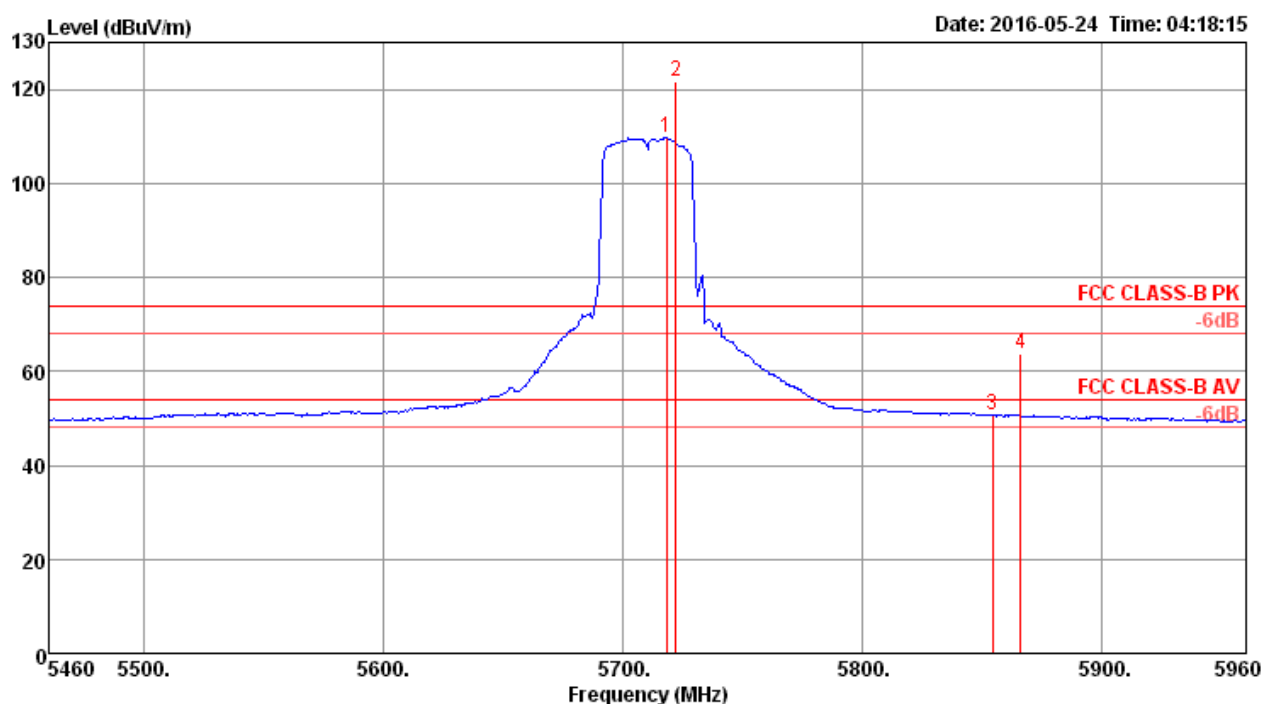
	Freq	Level	Limit	Over	Read	CableAntenna	Preamp	A/Pos	T/Pos	Remark	Pol/Phase
	MHz	dBuV/m	dBuV/m	dB	dBuV	dB	dB/m	dB	cm	deg	
1	5713.00	112.15			100.07	10.78	34.43	33.13	159	5 Average	VERTICAL
2	5725.00	124.37			112.29	10.77	34.44	33.13	159	5 Peak	VERTICAL
3	5858.00	50.77	54.00	-3.23	38.46	10.96	34.52	33.17	159	5 Average	VERTICAL
4	5858.00	62.01	74.00	-11.99	49.70	10.96	34.52	33.17	159	5 Peak	VERTICAL

Item 1, 2 are the fundamental frequency at 5720 MHz.

Note: Both antenna polarizations have been tested and only the worst case was recorded in test report.

Temperature	22°C	Humidity	56%
Test Engineer	Peter Wu & Gary Chu	Configurations	IEEE 802.11ac MCS0/Nss1 VHT40 CH 142 / Chain 1 + Chain 2 + Chain 3 + Chain 4
Test Mode	Mode 3		

Channel 142



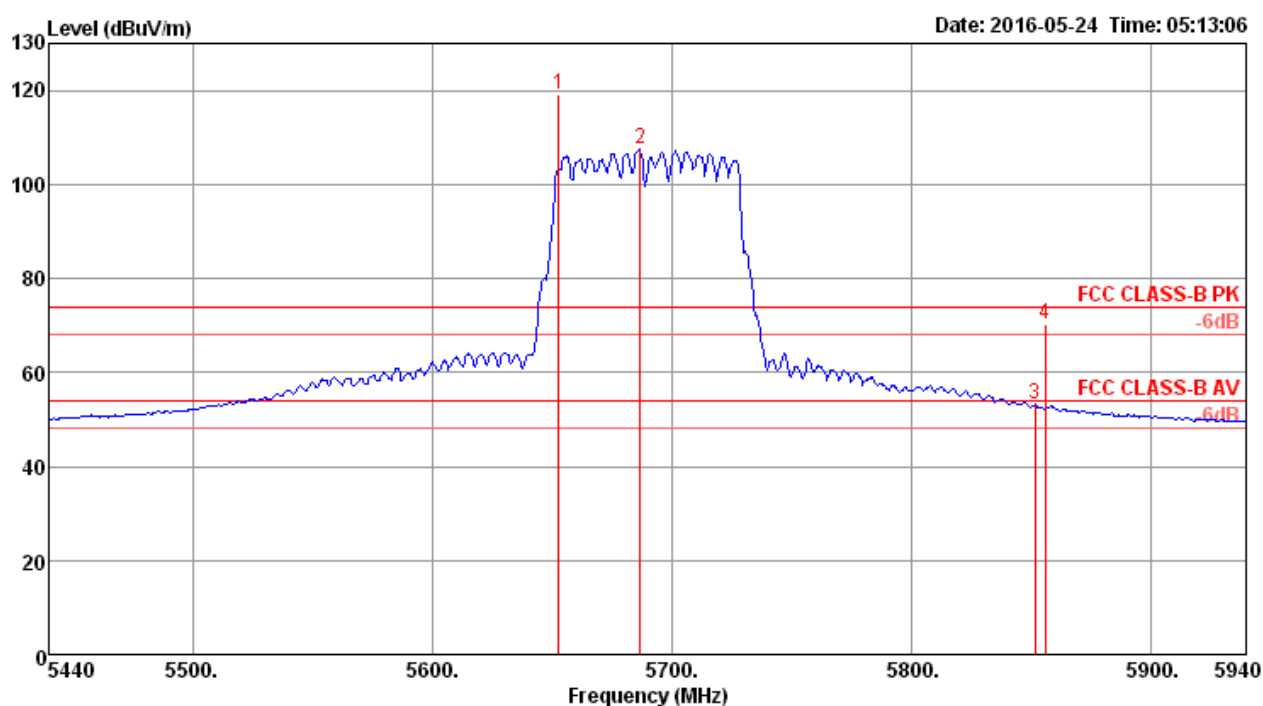
	Freq	Level	Limit	Over	Read	CableAntenna	Preamp	A/Pos	T/Pos	Remark	Pol/Phase
	MHz	dBuV/m	dBuV/m	dB	dBuV	dB	dB/m	dB	cm	deg	
1	5718.00	109.72			97.64	10.78	34.43	33.13	172	2 Average	VERTICAL
2	5722.00	121.79			109.71	10.78	34.43	33.13	172	2 Peak	VERTICAL
3	5854.00	50.70	54.00	-3.30	38.46	10.90	34.51	33.17	172	2 Average	VERTICAL
4	5866.00	63.60	74.00	-10.40	51.30	10.96	34.52	33.18	172	2 Peak	VERTICAL

Item 1, 2 are the fundamental frequency at 5710 MHz.

Note: Both antenna polarizations have been tested and only the worst case was recorded in test report.

Temperature	22°C	Humidity	56%
Test Engineer	Peter Wu & Gary Chu	Configurations	IEEE 802.11ac MCS0/Nss1 VHT80 CH 138 / Chain 1 + Chain 2 + Chain 3 + Chain 4
Test Mode	Mode 3		

Channel 138



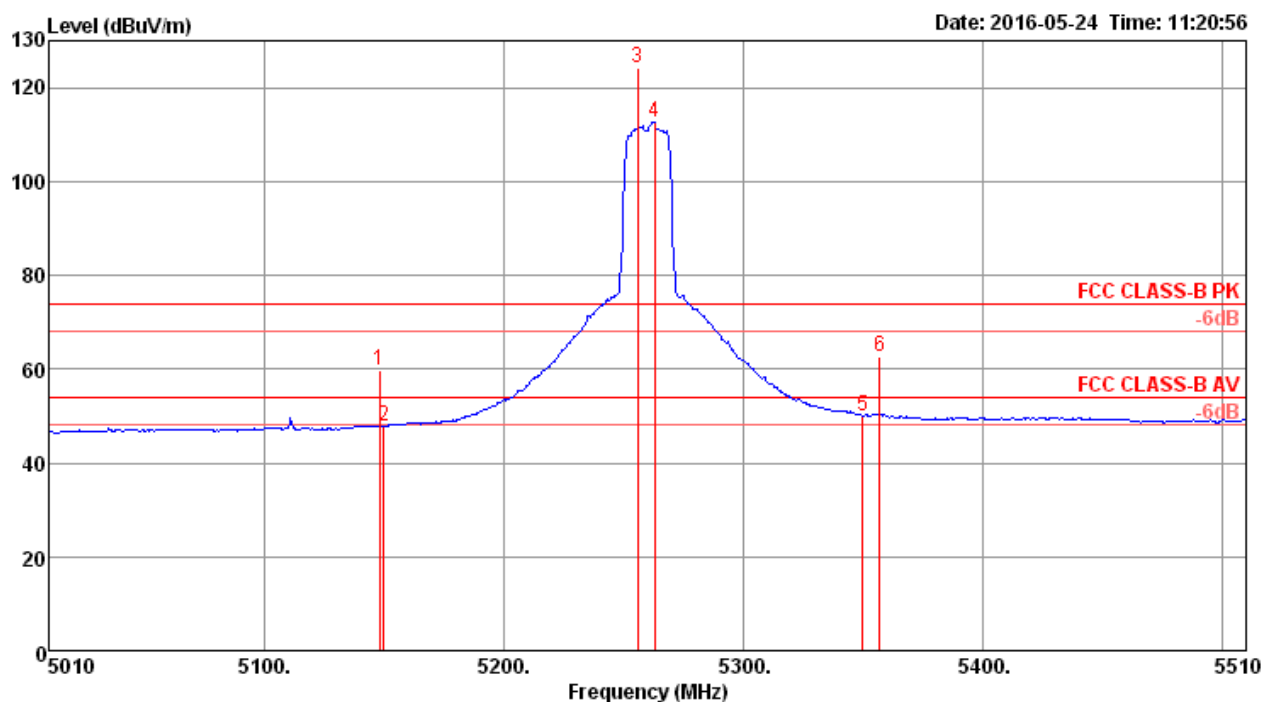
	Freq	Level	Limit	Over	Read	Cable	Antenna	Preamp	A/Pos	T/Pos	Remark	Pol/Phase
	MHz	dBuV/m	dBuV/m	dB	dBuV	dB	dB/m	dB	cm	deg		
1	5653.00	119.02			106.91	10.83	34.39	33.11	174	2	Peak	HORIZONTAL
2	5687.00	107.51			95.41	10.81	34.41	33.12	174	2	Average	HORIZONTAL
3	5852.00	53.06	54.00	-0.94	40.82	10.90	34.51	33.17	174	2	Average	HORIZONTAL
4	5856.00	70.31	74.00	-3.69	58.00	10.96	34.52	33.17	174	2	Peak	HORIZONTAL

Item 1, 2 are the fundamental frequency at 5690 MHz.

Note: Both antenna polarizations have been tested and only the worst case was recorded in test report.

Temperature	22°C	Humidity	56%
Test Engineer	Peter Wu & Gary Chu	Configurations	IEEE 802.11ac MCS0/Nss2 VHT20 CH 52, 60, 64 / Chain 1 + Chain 2 + Chain 3 + Chain 4
Test Mode	Mode 3		

Channel 52

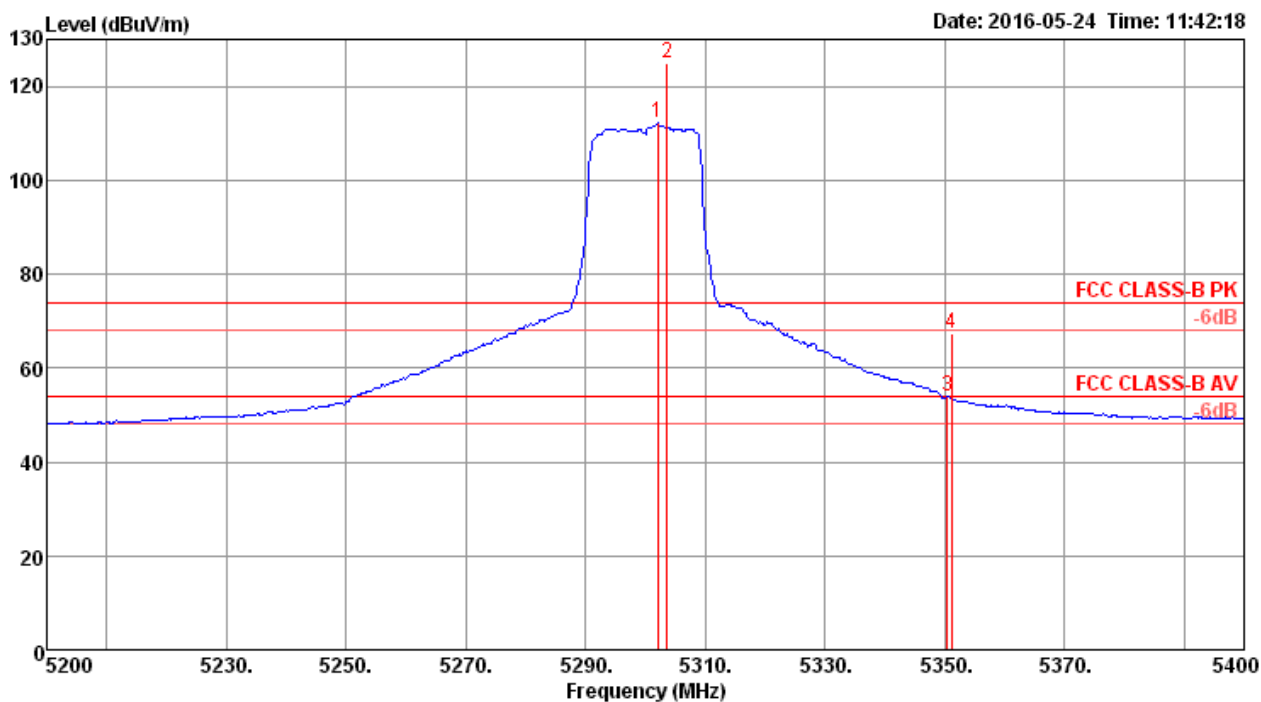


	Freq	Level	Limit	Over	Read	CableAntenna	Preamp	A/Pos	T/Pos	Remark	Pol/Phase
	MHz	dBuV/m	dBuV/m	dB	dBuV	dB	dB/m	dB	cm	deg	
1	5148.00	59.74	74.00	-14.26	48.62	10.43	33.74	33.05	177	2 Peak	VERTICAL
2	5150.00	47.80	54.00	-6.20	36.68	10.43	33.74	33.05	177	2 Average	VERTICAL
3	5256.00	124.36			113.05	10.46	33.91	33.06	177	2 Peak	VERTICAL
4	5263.00	112.59			101.25	10.46	33.94	33.06	177	2 Average	VERTICAL
5	5350.00	49.90	54.00	-4.10	38.47	10.43	34.06	33.06	177	2 Average	VERTICAL
6	5357.00	62.68	74.00	-11.32	51.23	10.43	34.08	33.06	177	2 Peak	VERTICAL

Item 3, 4 are the fundamental frequency at 5260 MHz.

Note: Both antenna polarizations have been tested and only the worst case was recorded in test report.

Channel 60

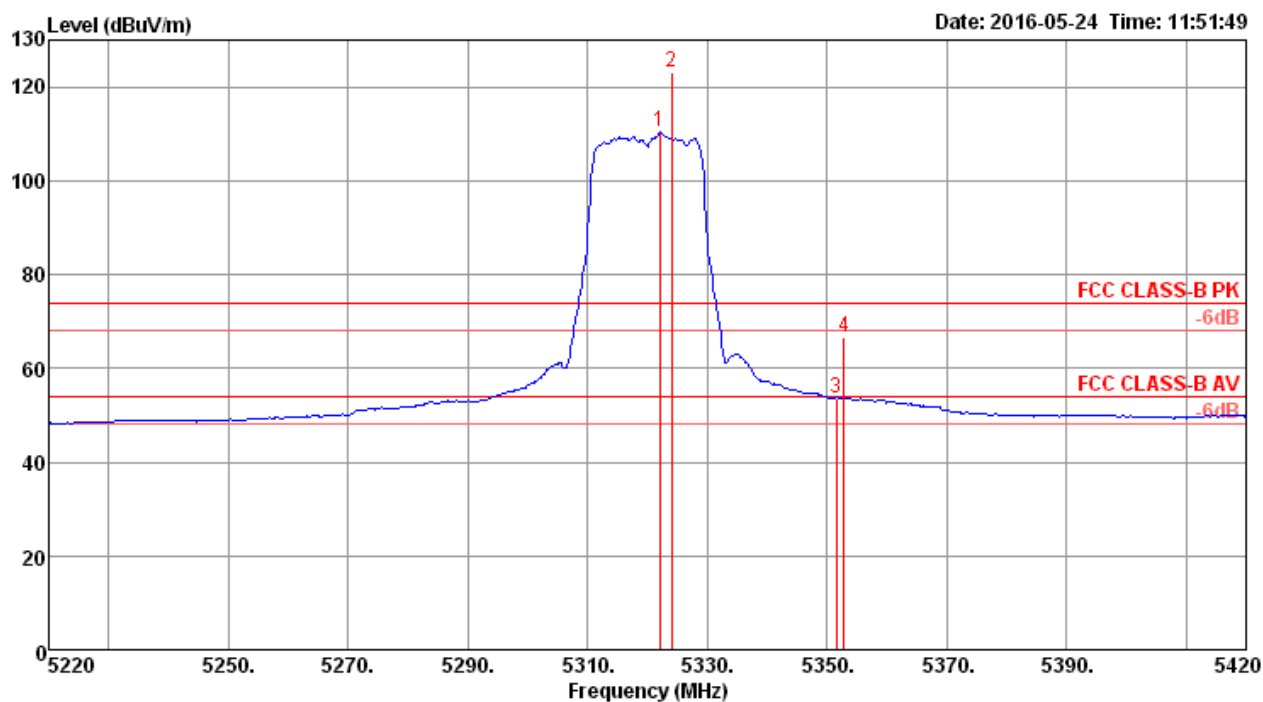


	Freq	Level	Limit	Over	Read	CableAntenna	Preamp	A/Pos	T/Pos	Remark	Pol/Phase
	MHz	dBuV/m	dBuV/m	dB	dBuV	dB	dB/m	dB	cm	deg	
1	5302.00	112.26			100.89	10.45	33.98	33.06	185	0 Average	VERTICAL
2	5303.60	124.90			113.53	10.45	33.98	33.06	185	0 Peak	VERTICAL
3	5350.40	53.81	54.00	-0.19	42.38	10.43	34.06	33.06	185	0 Average	VERTICAL
4	5351.20	67.49	74.00	-6.51	56.06	10.43	34.06	33.06	185	0 Peak	VERTICAL

Item 1, 2 are the fundamental frequency at 5300 MHz.

Note: Both antenna polarizations have been tested and only the worst case was recorded in test report.

Channel 64



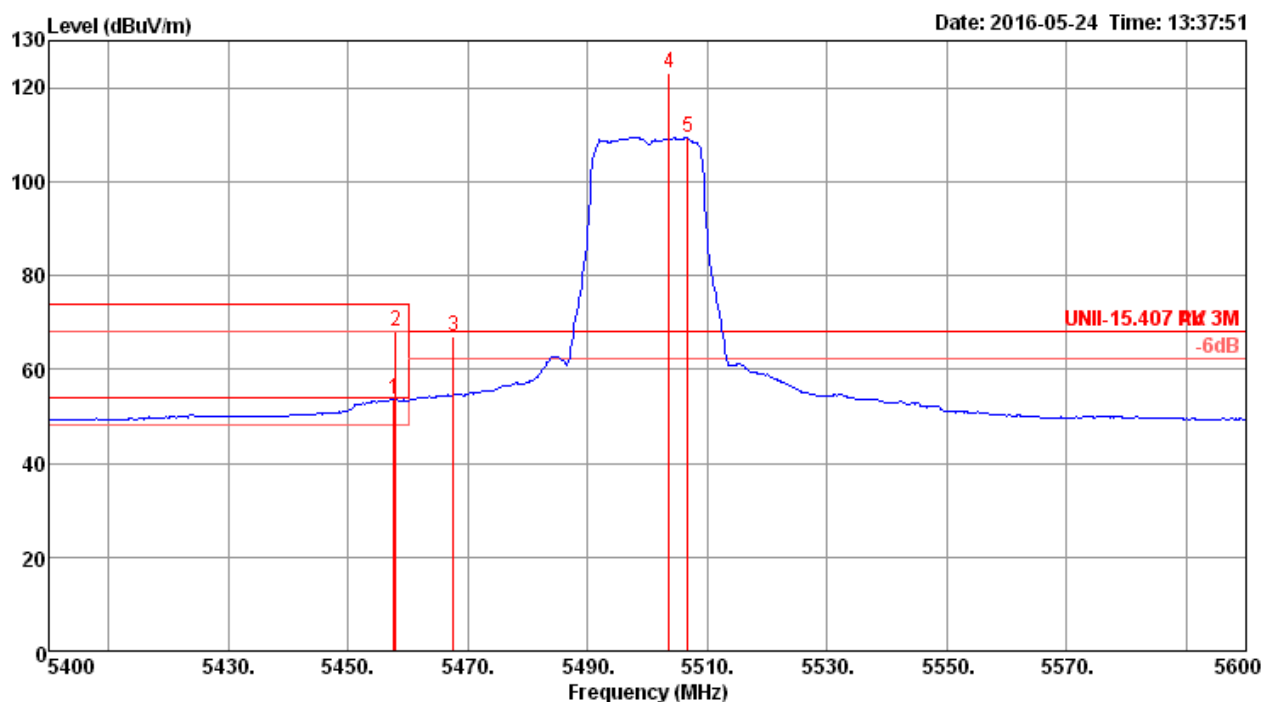
	Freq	Level	Limit	Over	Read	CableAntenna	Preamp	A/Pos	T/Pos	Remark	Pol/Phase
	MHz	dBuV/m	dBuV/m	dB	dBuV	dB	dB/m	dB	cm	deg	
1	5322.00	110.27			98.88	10.44	34.01	33.06	190	2 Average	VERTICAL
2	5324.00	123.02			111.61	10.44	34.03	33.06	190	2 Peak	VERTICAL
3	5351.60	53.77	54.00	-0.23	42.34	10.43	34.06	33.06	190	2 Average	VERTICAL
4	5352.80	66.76	74.00	-7.24	55.33	10.43	34.06	33.06	190	2 Peak	VERTICAL

Item 1, 2 are the fundamental frequency at 5320 MHz.

Note: Both antenna polarizations have been tested and only the worst case was recorded in test report.

Temperature	22°C	Humidity	56%
Test Engineer	Peter Wu & Gary Chu	Configurations	IEEE 802.11ac MCS0/Nss2 VHT20 CH 100, 116, 140 / Chain 1 + Chain 2 + Chain 3 + Chain 4
Test Mode	Mode 3		

Channel 100

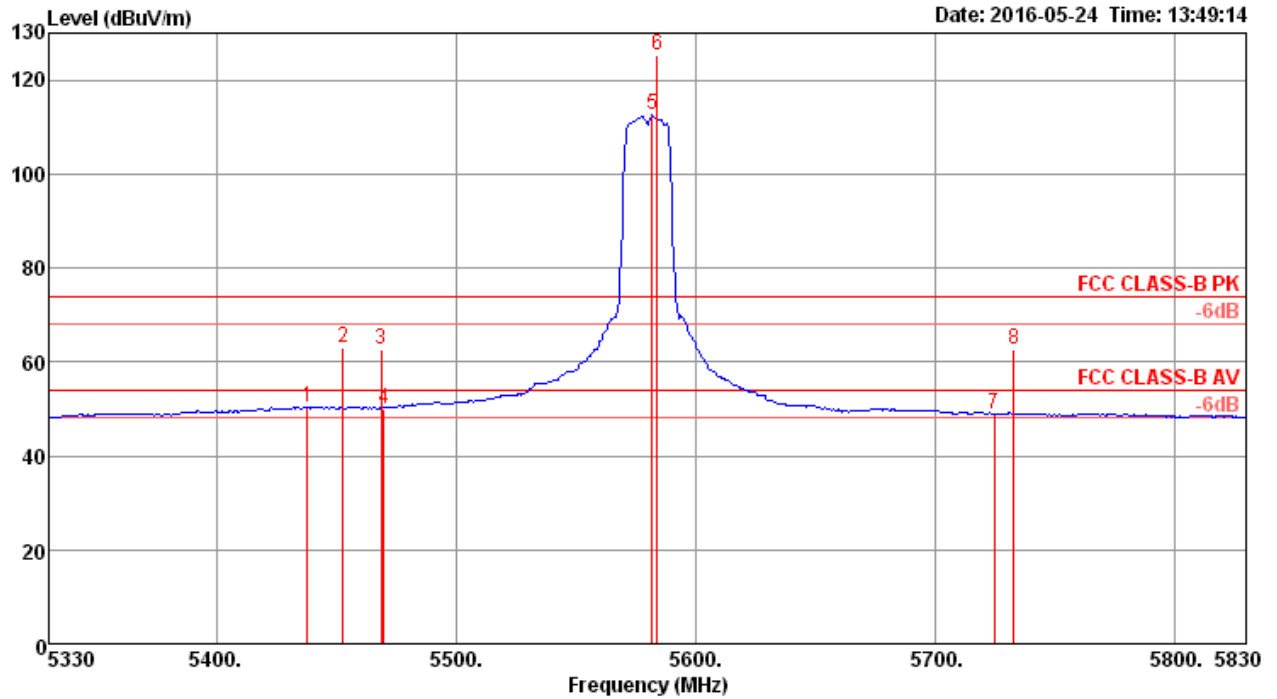


	Freq	Level	Limit	Over	Read	Cable	Antenna	Preamp	A/Pos	T/Pos	Remark	Pol/Phase
	MHz	dBuV/m	dBuV/m	dB	dBuV	dB	dB/m	dB	cm	deg		
1	5457.60	53.62	54.00	-0.38	41.89	10.56	34.23	33.06	179	6	Average	HORIZONTAL
2	5458.00	68.15	74.00	-5.85	56.42	10.56	34.23	33.06	179	6	Peak	HORIZONTAL
3	5467.60	67.14	68.20	-1.06	55.36	10.59	34.25	33.06	179	6	Peak	HORIZONTAL
4	5503.60	123.26			111.36	10.66	34.30	33.06	179	6	Peak	HORIZONTAL
5	5506.80	109.41			97.52	10.66	34.30	33.07	179	6	Average	HORIZONTAL

Item 4, 5 are the fundamental frequency at 5500 MHz.

Note: Both antenna polarizations have been tested and only the worst case was recorded in test report.

Channel 116

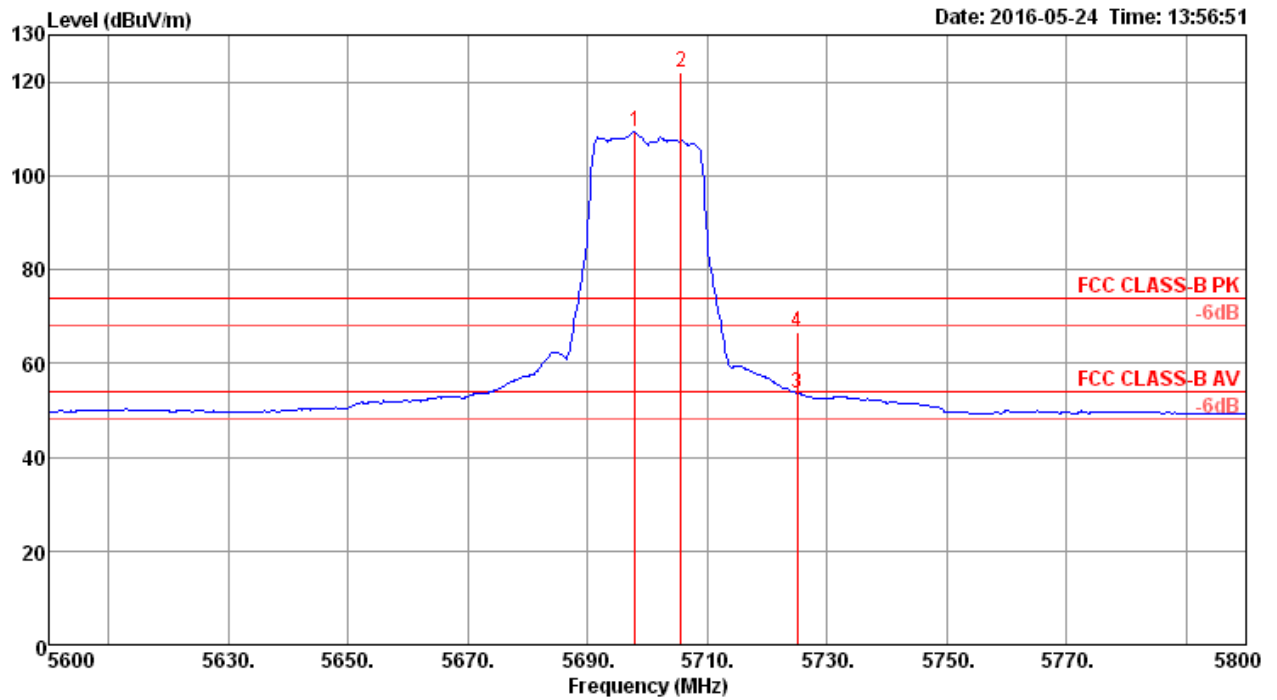


	Freq	Level	Limit	Over	Read	CableAntenna	Preamp	A/Pos	T/Pos	Remark	Pol/Phase
	MHz	dBuV/m	dBuV/m	dB	dBuV	dB	dB/m	dB	cm	deg	
1	5438.00	50.33	54.00	-3.67	38.67	10.52	34.20	33.06	177	5 Average	VERTICAL
2	5453.00	62.88	74.00	-11.12	51.15	10.56	34.23	33.06	177	5 Peak	VERTICAL
3	5469.00	62.69	74.00	-11.31	50.91	10.59	34.25	33.06	177	5 Peak	VERTICAL
4	5470.00	50.15	54.00	-3.85	38.37	10.59	34.25	33.06	177	5 Average	VERTICAL
5	5582.00	112.72			100.63	10.83	34.35	33.09	177	5 Average	VERTICAL
6	5584.00	125.22			113.13	10.83	34.35	33.09	177	5 Peak	VERTICAL
7	5725.00	48.91	54.00	-5.09	36.83	10.77	34.44	33.13	177	5 Average	VERTICAL
8	5733.00	62.53	74.00	-11.47	50.46	10.77	34.44	33.14	177	5 Peak	VERTICAL

Item 5, 6 are the fundamental frequency at 5580 MHz.

Note: Both antenna polarizations have been tested and only the worst case was recorded in test report.

Channel 140



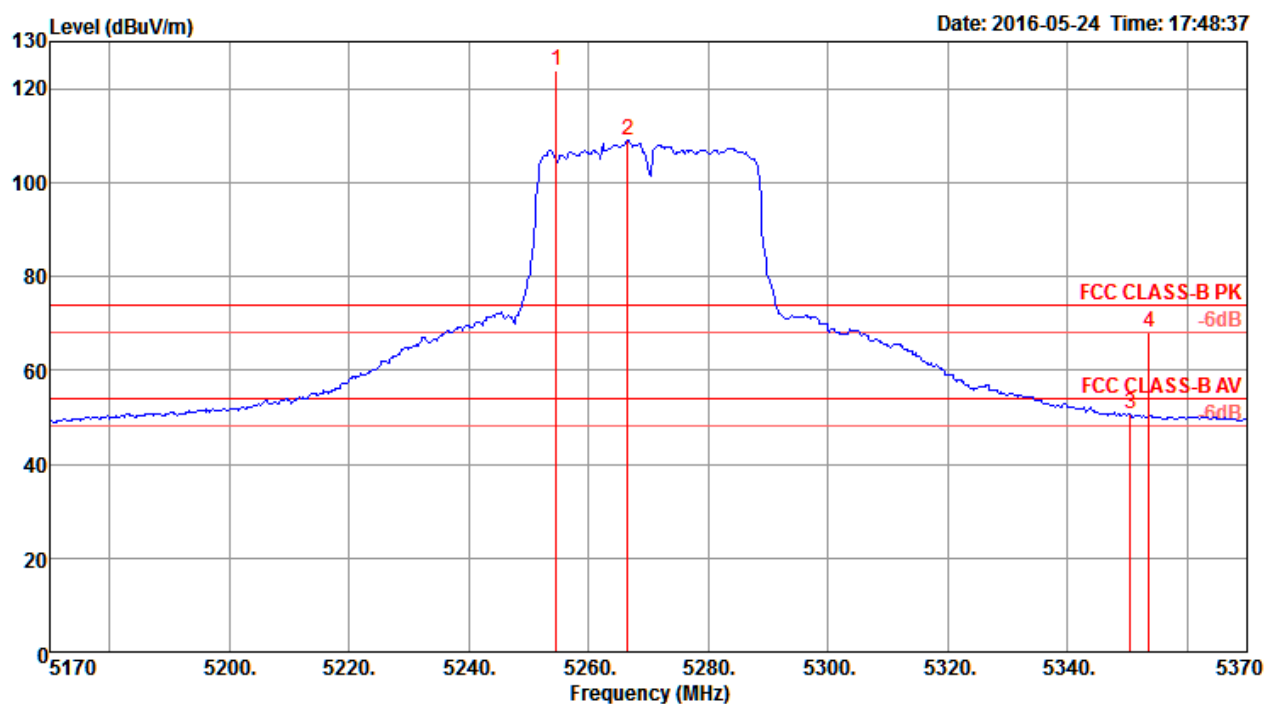
	Freq	Level	Limit	Over	Read	CableAntenna	Preamp	A/Pos	T/Pos	Remark	Pol/Phase
	MHz	dBuV/m	dBuV/m	dB	dBuV	dB	dB/m	dB	cm	deg	
1	5698.00	109.48			97.39	10.80	34.42	33.13	183	4 Average	VERTICAL
2	5705.60	122.01			109.92	10.80	34.42	33.13	183	4 Peak	VERTICAL
3	5725.00	53.64	54.00	-0.36	41.56	10.77	34.44	33.13	183	4 Average	VERTICAL
4	5725.00	66.69	74.00	-7.31	54.61	10.77	34.44	33.13	183	4 Peak	VERTICAL

Item 1, 2 are the fundamental frequency at 5700 MHz.

Note: Both antenna polarizations have been tested and only the worst case was recorded in test report.

Temperature	22°C	Humidity	56%
Test Engineer	Peter Wu & Gary Chu	Configurations	IEEE 802.11ac MCS0/Nss2 VHT40 CH 54, 62 / Chain 1 + Chain 2 + Chain 3 + Chain 4
Test Mode	Mode 3		

Channel 54

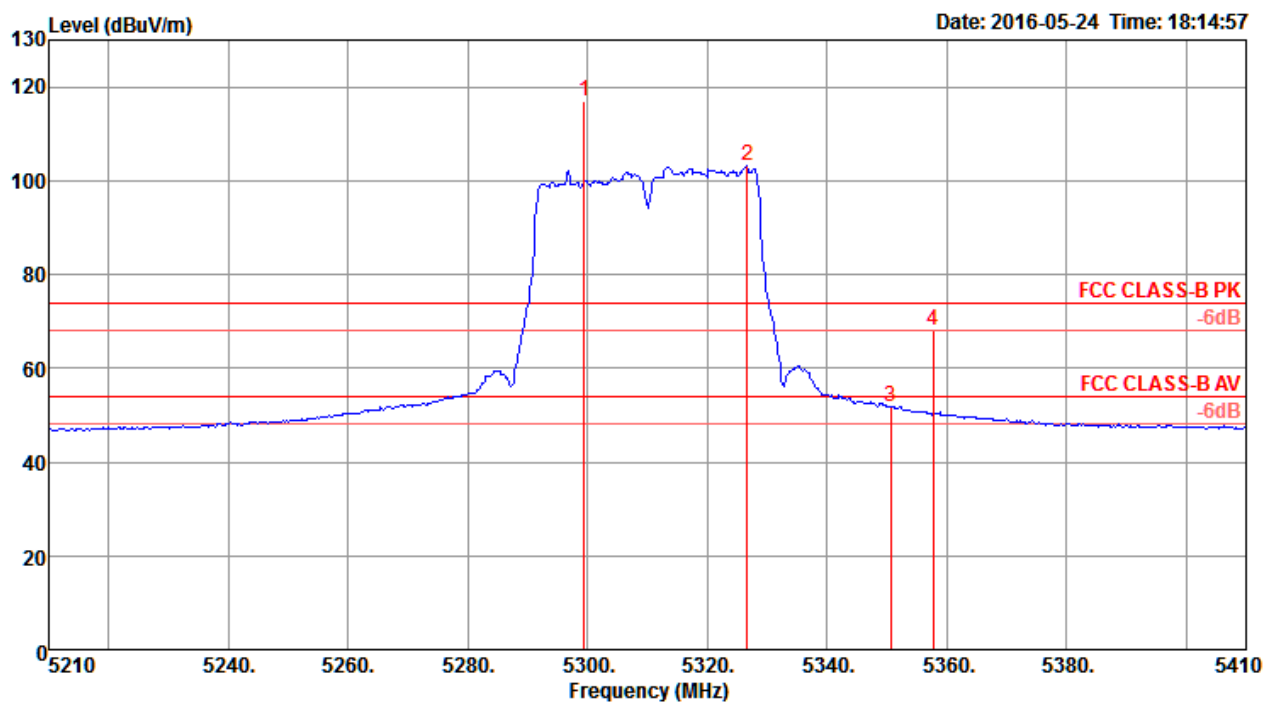


	Freq	Level	Limit	Over	Read	CableAntenna	Preampl	A/Pos	T/Pos	Remark	Pol/Phase
	MHz	dBuV/m	dBuV/m	dB	dBuV	dB	dB/m	dB	cm	deg	
1	5254.62	123.73			116.80	7.94	33.46	34.47	146	6 Peak	HORIZONTAL
2	5266.47	109.06			102.12	7.93	33.48	34.47	146	6 Average	HORIZONTAL
3	5350.45	50.75	54.00	-3.25	43.74	7.89	33.59	34.47	146	6 Average	HORIZONTAL
4	5353.65	68.25	74.00	-5.75	61.24	7.89	33.59	34.47	146	6 Peak	HORIZONTAL

Item 1, 2 are the fundamental frequency at 5270 MHz.

Note: Both antenna polarizations have been tested and only the worst case was recorded in test report.

Channel 62



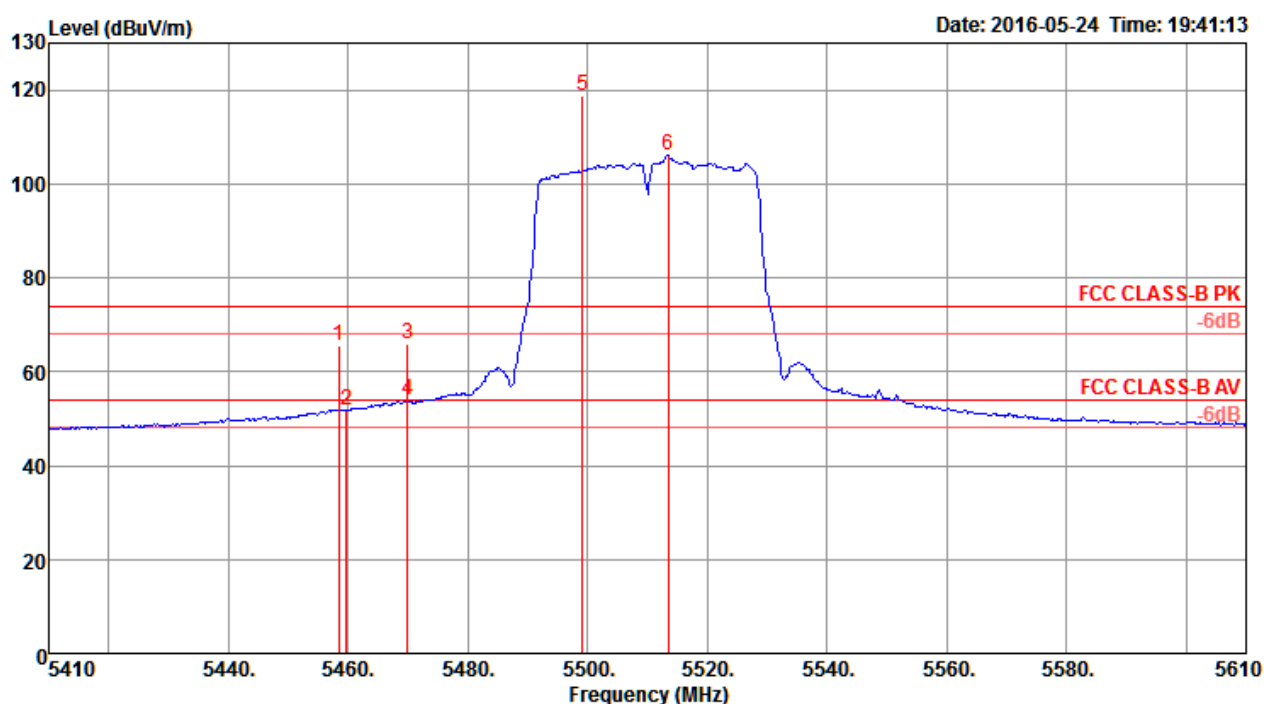
	Freq	Level	Limit Line	Over Limit	Read Level	CableAntenna Loss	Preamp Factor	A/Pos	T/Pos	Remark	Pol/Phase
	MHz	dBuV/m	dBuV/m	dB	dBuV	dB	dB/m	dB	cm	deg	
1	5299.42	116.91			109.95	7.91	33.52	34.47	176	359	Peak
2	5326.67	103.24			96.24	7.90	33.57	34.47	176	359	Average
3	5350.60	51.78	54.00	-2.22	44.77	7.89	33.59	34.47	176	359	Average
4	5357.76	67.91	74.00	-6.09	60.89	7.88	33.61	34.47	176	359	Peak

Item 1, 2 are the fundamental frequency at 5310 MHz.

Note: Both antenna polarizations have been tested and only the worst case was recorded in test report.

Temperature	22°C	Humidity	56%
Test Engineer	Peter Wu & Gary Chu	Configurations	IEEE 802.11ac MCS0/Nss2 VHT40 CH 102, 110, 134 / Chain 1 + Chain 2 + Chain 3 + Chain 4
Test Mode	Mode 3		

Channel 102

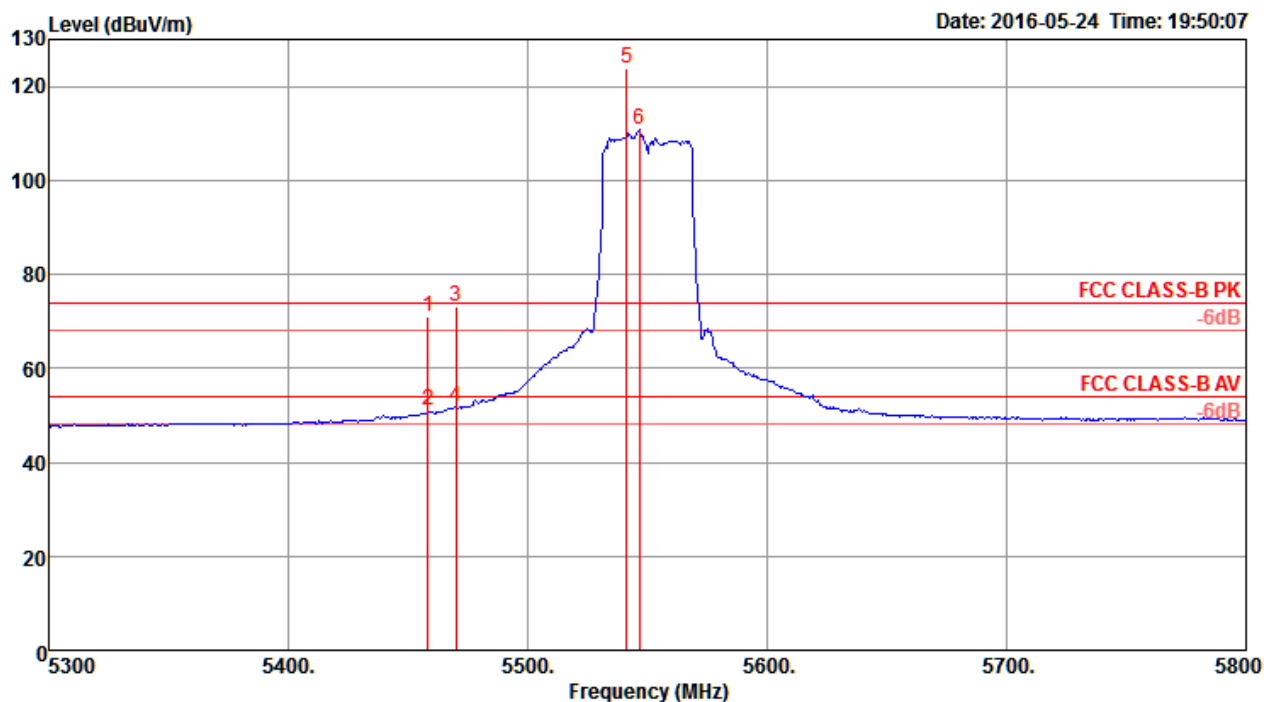


	Freq	Level	Limit	Over	Read	CableAntenna	Preamp	A/Pos	T/Pos	Remark	Pol/Phase
	MHz	dBuV/m	dBuV/m	dB	dBuV	dB	dB/m	dB	cm	deg	
1	5458.40	65.67	74.00	-8.33	58.51	7.89	33.74	34.47	162	358 Peak	VERTICAL
2	5459.68	51.92	54.00	-2.08	44.76	7.89	33.74	34.47	162	358 Average	VERTICAL
3	5470.00	65.80	74.00	-8.20	58.61	7.90	33.76	34.47	162	358 Peak	VERTICAL
4	5470.00	53.81	54.00	-0.19	46.62	7.90	33.76	34.47	162	358 Average	VERTICAL
5	5499.10	118.73			111.49	7.91	33.80	34.47	162	358 Peak	VERTICAL
6	5513.53	106.26			98.96	7.92	33.85	34.47	162	358 Average	VERTICAL

Item 5, 6 are the fundamental frequency at 5510 MHz.

Note: Both antenna polarizations have been tested and only the worst case was recorded in test report.

Channel 110

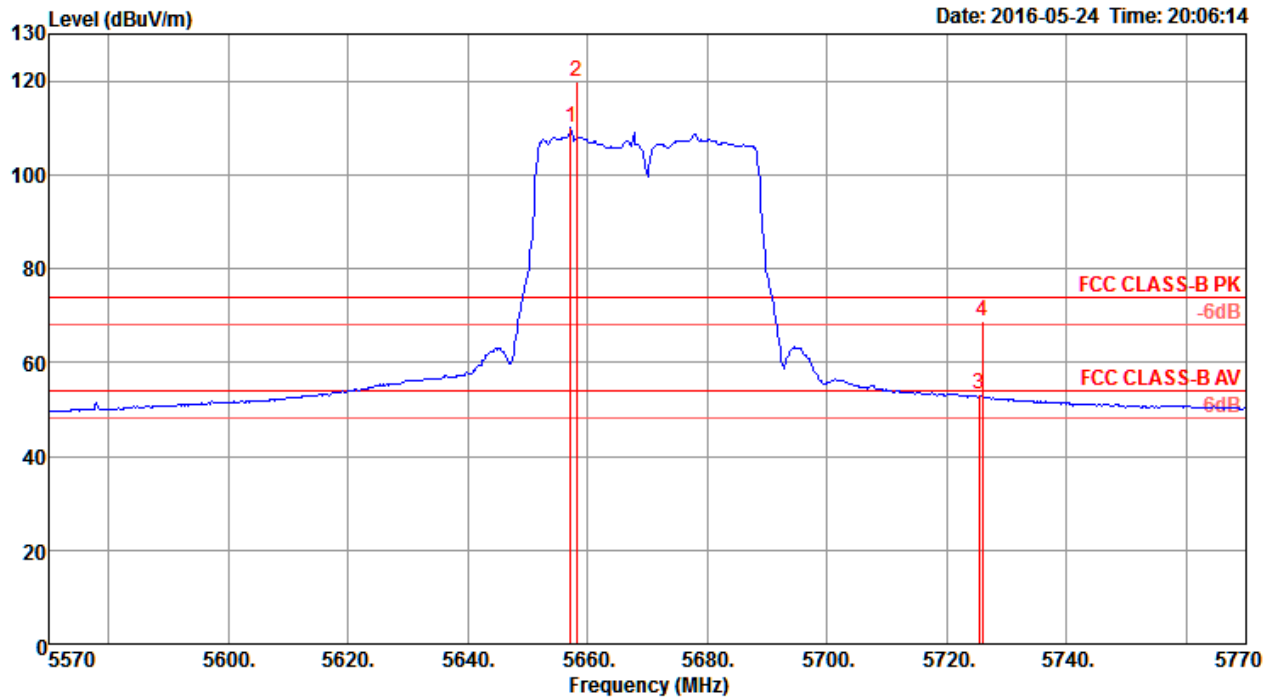


	Freq	Level	Limit	Over	Read	Cable	Antenna	Preamp	A/Pos	T/Pos	Remark	Pol/Phase
	MHz	dBuV/m	dBuV/m	dB	dBuV	dB	dB/m	dB	cm	deg		
1	5458.40	70.96	74.00	-3.04	63.80	7.89	33.74	34.47	159	357	Peak	VERTICAL
2	5458.40	50.94	54.00	-3.06	43.78	7.89	33.74	34.47	159	357	Average	VERTICAL
3	5470.00	73.25	74.00	-0.75	66.06	7.90	33.76	34.47	159	357	Peak	VERTICAL
4	5470.00	51.68	54.00	-2.32	44.49	7.90	33.76	34.47	159	357	Average	VERTICAL
5	5541.19	124.00			116.66	7.92	33.90	34.48	159	357	Peak	VERTICAL
6	5546.80	110.71			103.31	7.93	33.95	34.48	159	357	Average	VERTICAL

Item 5, 6 are the fundamental frequency at 5550 MHz.

Note: Both antenna polarizations have been tested and only the worst case was recorded in test report.

Channel 134



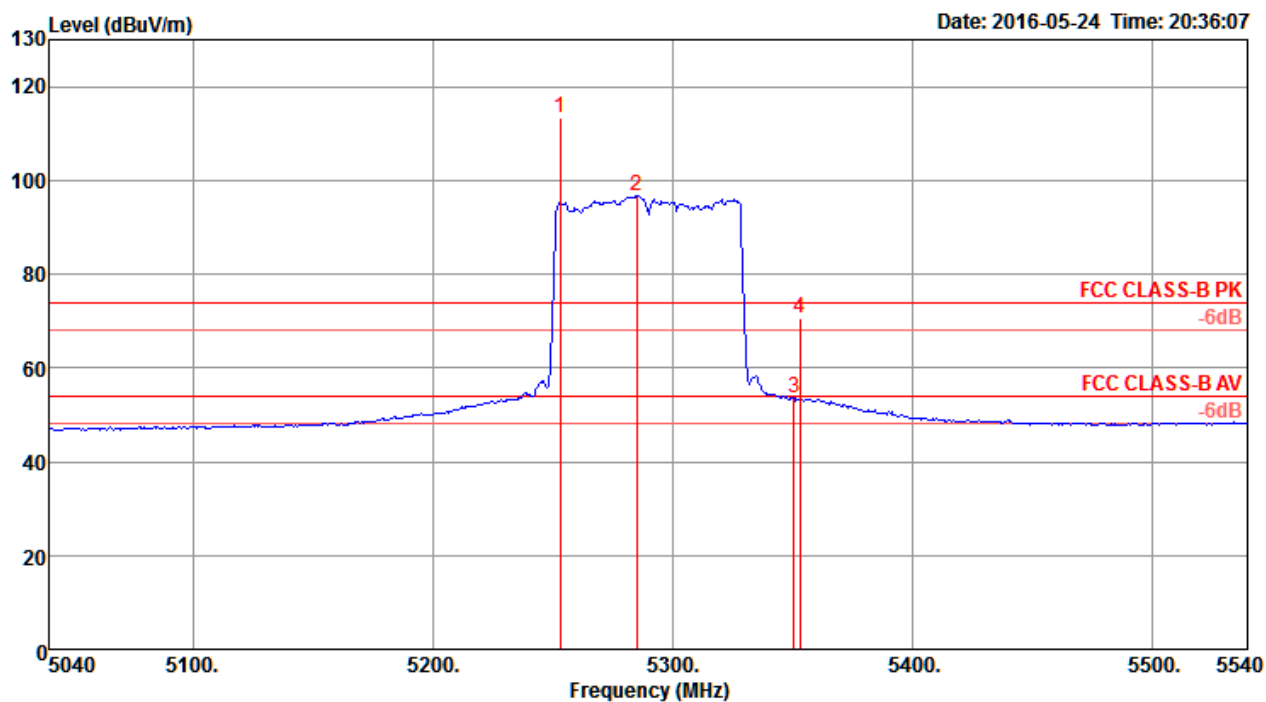
	Freq	Level	Limit	Over	Read	CableAntenna	Preamp	A/Pos	T/Pos	Remark	Pol/Phase
	MHz	dBuV/m	dBuV/m	dB	dBuV	dB	dB/m	dB	cm	deg	
1	5657.18	110.05			102.34	7.91	34.30	34.50	160	358	Average
2	5658.14	120.03			112.32	7.91	34.30	34.50	160	358	Peak
3	5725.32	53.08	54.00	-0.92	45.22	7.87	34.50	34.51	160	358	Average
4	5725.96	68.72	74.00	-5.28	60.86	7.87	34.50	34.51	160	358	Peak

Item 1, 2 are the fundamental frequency at 5670 MHz.

Note: Both antenna polarizations have been tested and only the worst case was recorded in test report.

Temperature	22°C	Humidity	56%
Test Engineer	Peter Wu & Gary Chu	Configurations	IEEE 802.11ac MCS0/Nss2 VHT80 CH 58 / Chain 1 + Chain 2 + Chain 3 + Chain 4
Test Mode	Mode 3		

Channel 58



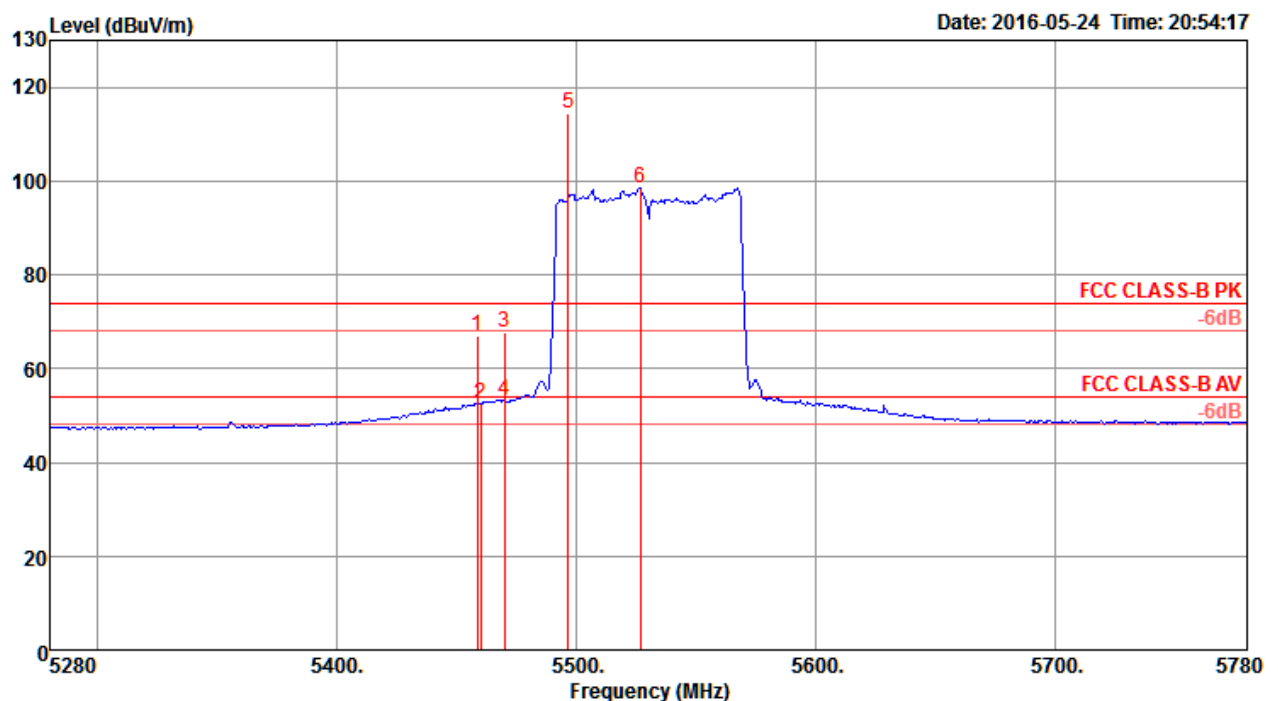
	Freq	Level	Limit	Over	Read	Cable	Antenna	Preamp	A/Pos	T/Pos	Remark	Pol/Phase
	MHz	dBuV/m	dBuV/m	dB	dBuV	dB	dB/m	dB	cm	deg		
1	5253.14	113.36			106.43	7.94	33.46	34.47	168	357	Peak	VERTICAL
2	5285.19	96.60			89.65	7.92	33.50	34.47	168	357	Average	VERTICAL
3	5350.80	53.75	54.00	-0.25	46.74	7.89	33.59	34.47	168	357	Average	VERTICAL
4	5353.21	70.56	74.00	-3.44	63.55	7.89	33.59	34.47	168	357	Peak	VERTICAL

Item 1, 2 are the fundamental frequency at 5290 MHz.

Note: Both antenna polarizations have been tested and only the worst case was recorded in test report.

Temperature	22°C	Humidity	56%
Test Engineer	Peter Wu & Gary Chu	Configurations	IEEE 802.11ac MCS0/Nss2 VHT80 CH 106, 122 / Chain 1 + Chain 2 + Chain 3 + Chain 4
Test Mode	Mode 3		

Channel 106

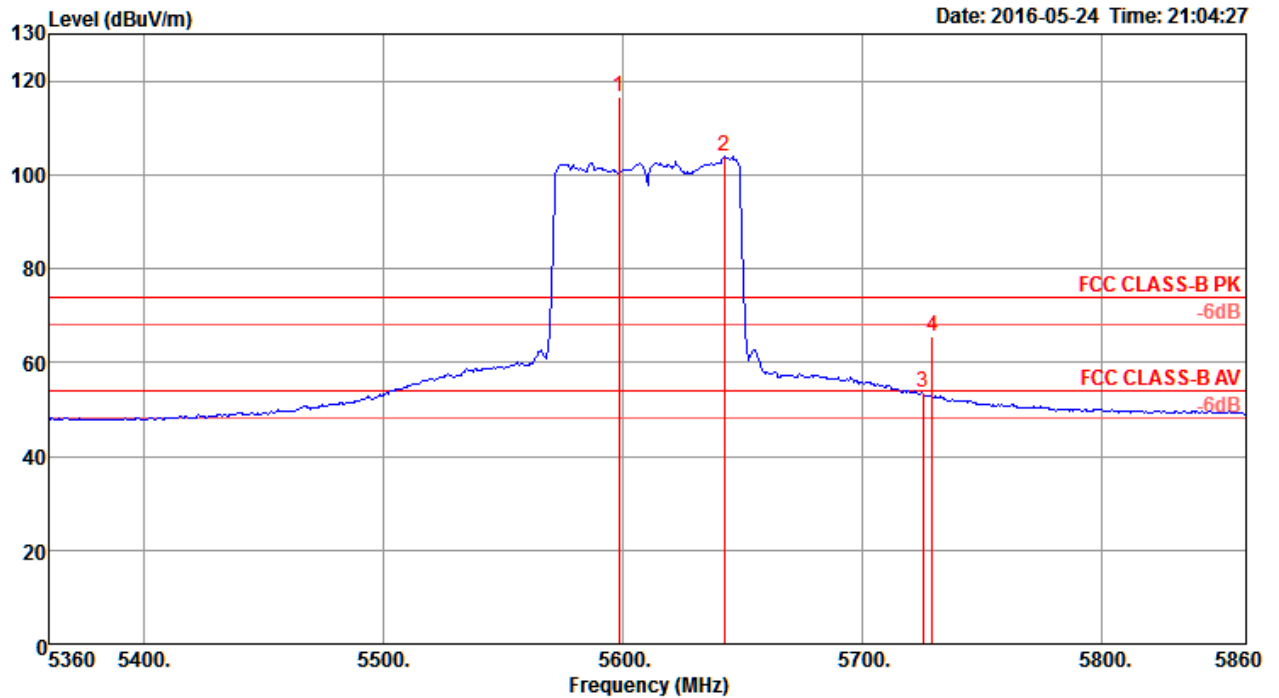


	Freq	Level	Limit	Over	Read	Cable	Antenna	Preamp	A/Pos	T/Pos	Remark	Pol/Phase
	MHz	dBuV/m	dBuV/m	dB	dBuV	dB	dB/m	dB	cm	deg		
1	5458.40	67.13	74.00	-6.87	59.97	7.89	33.74	34.47	180		4 Peak	HORIZONTAL
2	5460.00	52.63	54.00	-1.37	45.47	7.89	33.74	34.47	180		4 Average	HORIZONTAL
3	5470.00	67.55	74.00	-6.45	60.36	7.90	33.76	34.47	180		4 Peak	HORIZONTAL
4	5470.00	53.41	54.00	-0.59	46.22	7.90	33.76	34.47	180		4 Average	HORIZONTAL
5	5496.35	114.40			107.16	7.91	33.80	34.47	180		4 Peak	HORIZONTAL
6	5526.80	98.49			91.20	7.92	33.85	34.48	180		4 Average	HORIZONTAL

Item 5, 6 are the fundamental frequency at 5530 MHz.

Note: Both antenna polarizations have been tested and only the worst case was recorded in test report.

Channel 122



	Freq	Level	Limit	Over	Read	CableAntenna	Preamp	A/Pos	T/Pos	Remark	Pol/Phase
	MHz	dBuV/m	dBuV/m	dB	dBuV	dB	dB/m	dB	cm	deg	
1	5597.98	116.43			108.87	7.95	34.10	34.49	162	359	Peak
2	5642.05	103.92			96.25	7.92	34.25	34.50	162	359	Average
3	5725.00	53.54	54.00	-0.46	45.68	7.87	34.50	34.51	162	359	Average
4	5729.01	65.65	74.00	-8.35	57.80	7.87	34.50	34.52	162	359	Peak

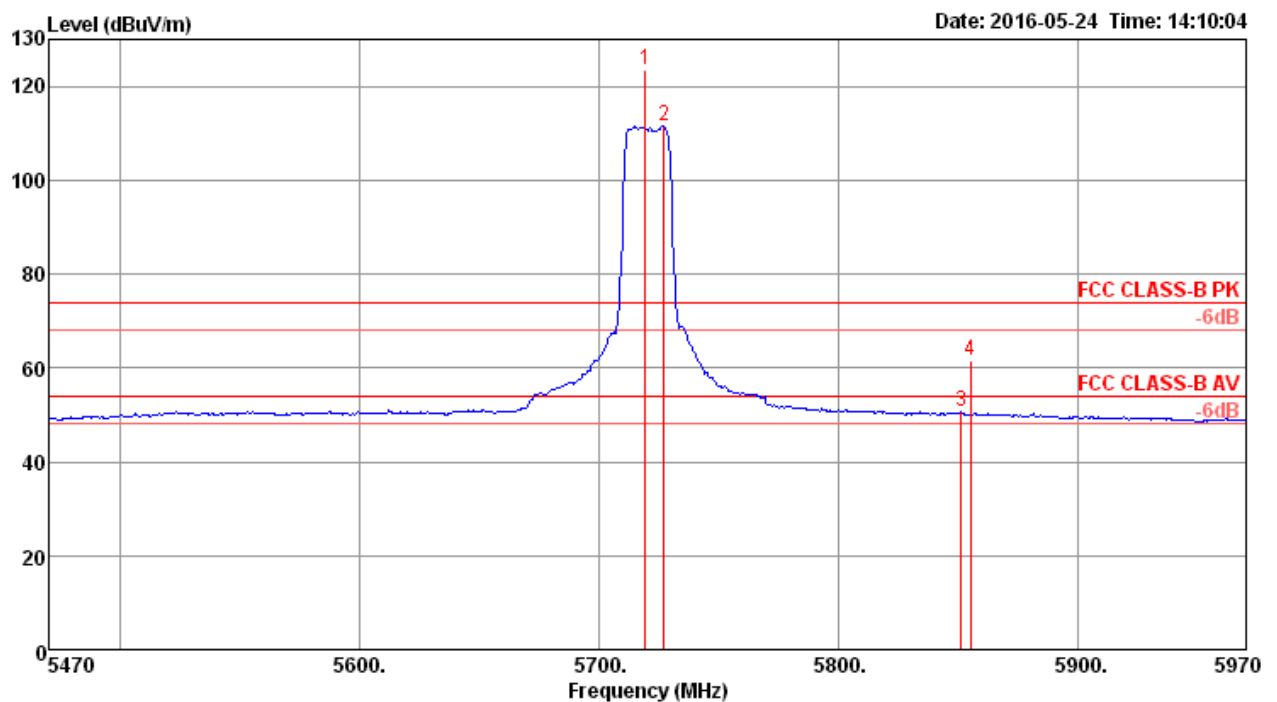
Item 1, 2 are the fundamental frequency at 5610 MHz.

Note: Both antenna polarizations have been tested and only the worst case was recorded in test report.

Straddle Channel

Temperature	22°C	Humidity	56%
Test Engineer	Peter Wu & Gary Chu	Configurations	IEEE 802.11ac MCS0/Nss2 VHT20 CH 144 / Chain 1 + Chain 2 + Chain 3 + Chain 4
Test Mode	Mode 3		

Channel 144



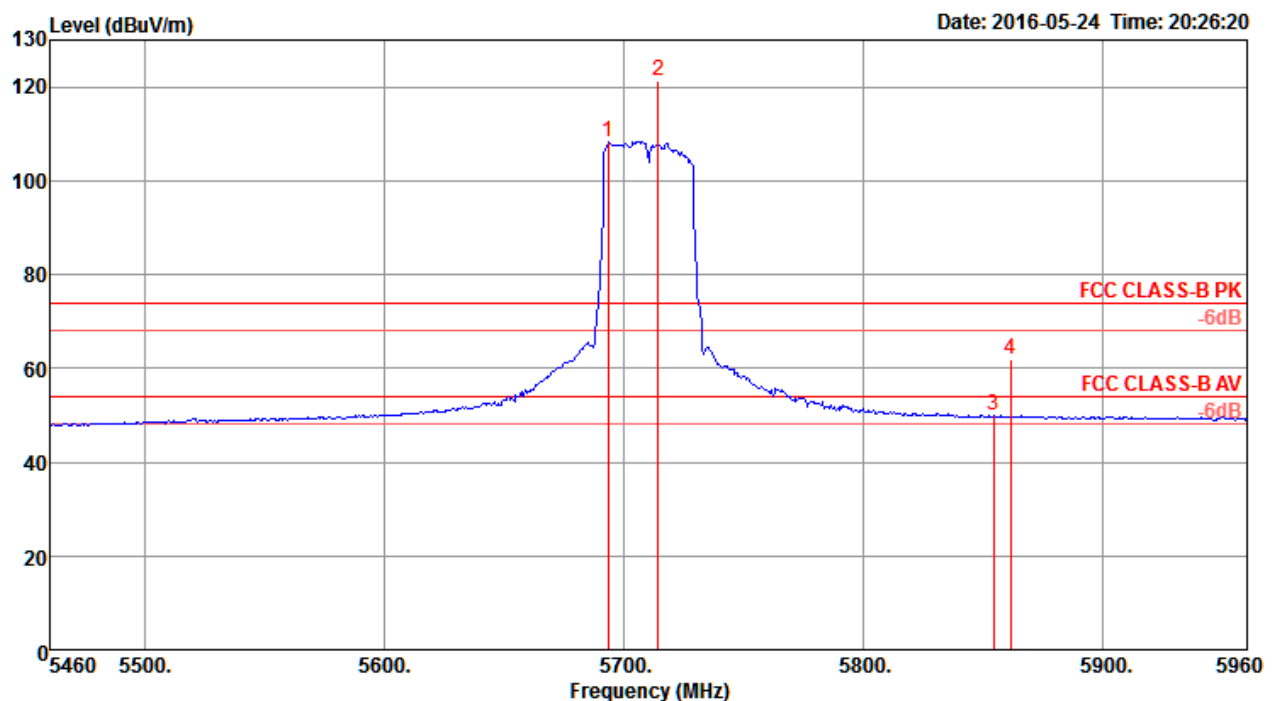
	Freq	Level	Limit	Over	Read	CableAntenna	Preamp	A/Pos	T/Pos	Remark	Pol/Phase
	MHz	dBuV/m	dBuV/m	dB	dBuV	dB	dB/m	dB	cm	deg	
1	5719.00	123.34			111.26	10.78	34.43	33.13	179	7 Peak	VERTICAL
2	5727.00	111.52			99.45	10.77	34.44	33.14	179	7 Average	VERTICAL
3	5851.00	50.56	54.00	-3.44	38.32	10.90	34.51	33.17	179	7 Average	VERTICAL
4	5855.00	61.61	74.00	-12.39	49.37	10.90	34.51	33.17	179	7 Peak	VERTICAL

Item 1, 2 are the fundamental frequency at 5720 MHz.

Note: Both antenna polarizations have been tested and only the worst case was recorded in test report.

Temperature	22°C	Humidity	56%
Test Engineer	Peter Wu & Gary Chu	Configurations	IEEE 802.11ac MCS0/Nss2 VHT40 CH 142 / Chain 1 + Chain 2 + Chain 3 + Chain 4
Test Mode	Mode 3		

Channel 142



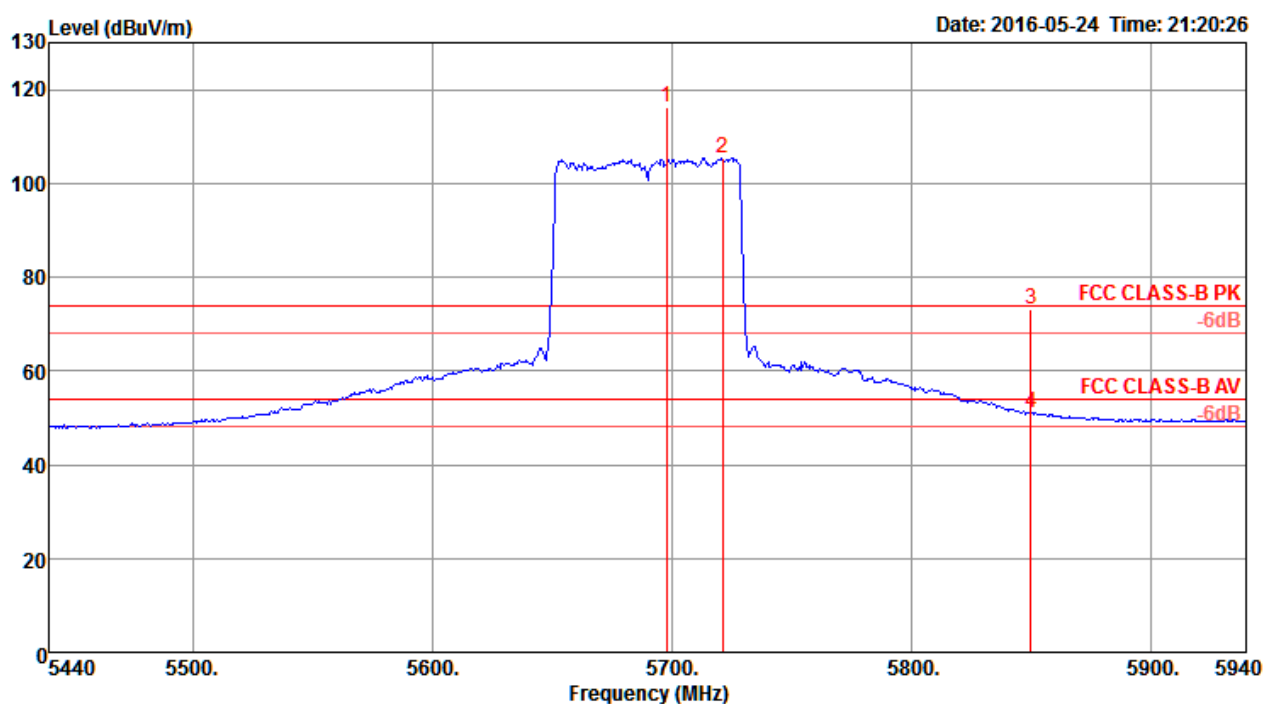
	Freq	Level	Limit	Over	Read	Cable	Antenna	Preamp	A/Pos	T/Pos	Remark	Pol/Phase
	MHz	dBuV/m	dBuV/m	dB	dBuV	dB	dB/m	dB	cm	deg		
1	5693.17	108.39			100.61	7.89	34.40	34.51	172	342	Average	HORIZONTAL
2	5714.01	121.22			113.40	7.88	34.45	34.51	172	342	Peak	HORIZONTAL
3	5854.01	49.92	54.00	-4.08	41.81	7.80	34.85	34.54	172	342	Average	HORIZONTAL
4	5861.22	62.06	74.00	-11.94	53.91	7.79	34.90	34.54	172	342	Peak	HORIZONTAL

Item 1, 2 are the fundamental frequency at 5710 MHz.

Note: Both antenna polarizations have been tested and only the worst case was recorded in test report.

Temperature	22°C	Humidity	56%
Test Engineer	Peter Wu & Gary Chu	Configurations	IEEE 802.11ac MCS0/Nss2 VHT80 CH 138 / Chain 1 + Chain 2 + Chain 3 + Chain 4
Test Mode	Mode 3		

Channel 138



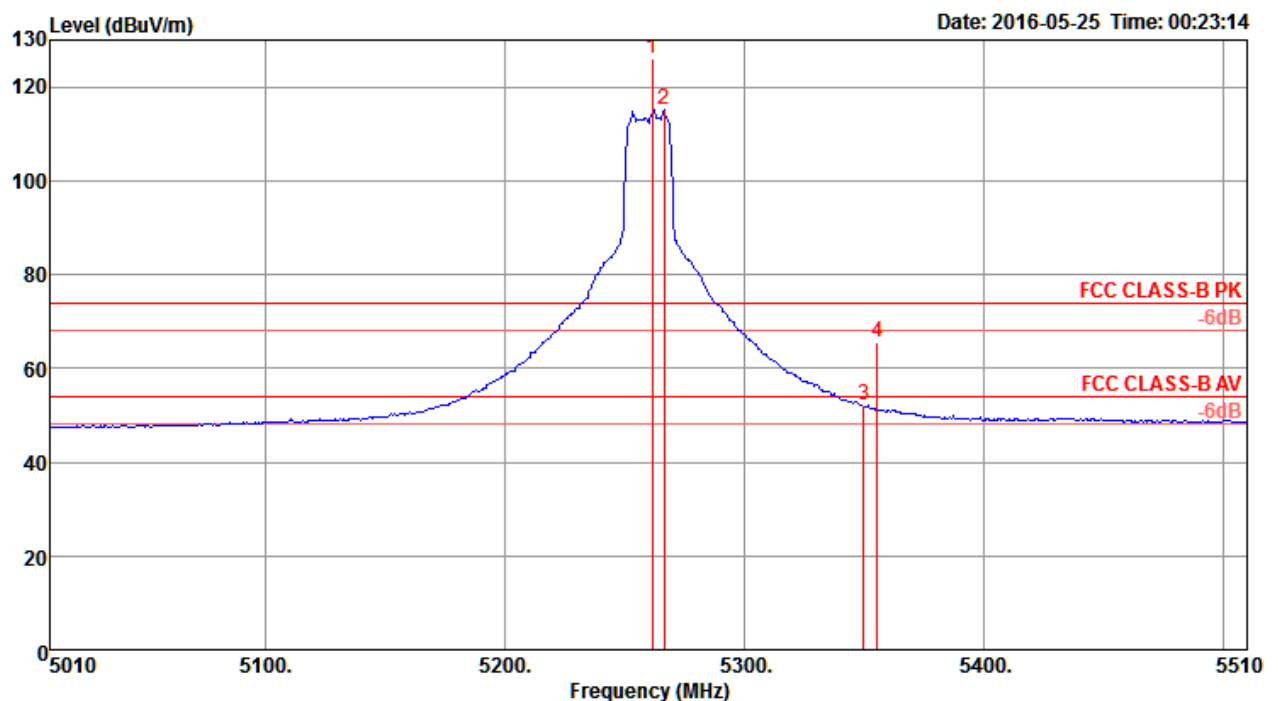
	Freq	Level	Limit	Over	Read	CableAntenna	Preamp	A/Pos	T/Pos	Remark	Pol/Phase
	MHz	dBuV/m	dBuV/m	dB	dBuV	dB	dB/m	dB	cm	deg	
1	5698.01	116.41			108.63	7.89	34.40	34.51	160	357 Peak	VERTICAL
2	5721.25	105.40			97.58	7.88	34.45	34.51	160	357 Average	VERTICAL
3	5850.00	73.17	74.00	-0.83	65.06	7.80	34.85	34.54	160	357 Peak	VERTICAL
4	5850.00	51.05	54.00	-2.95	42.94	7.80	34.85	34.54	160	357 Average	VERTICAL

Item 1, 2 are the fundamental frequency at 5690 MHz.

Note: Both antenna polarizations have been tested and only the worst case was recorded in test report.

Temperature	22°C	Humidity	56%
Test Engineer	Peter Wu & Gary Chu	Configurations	IEEE 802.11ac MCS0/Nss3 VHT20 CH 52, 60, 64 / Chain 1 + Chain 2 + Chain 3 + Chain 4
Test Mode	Mode 3		

Channel 52

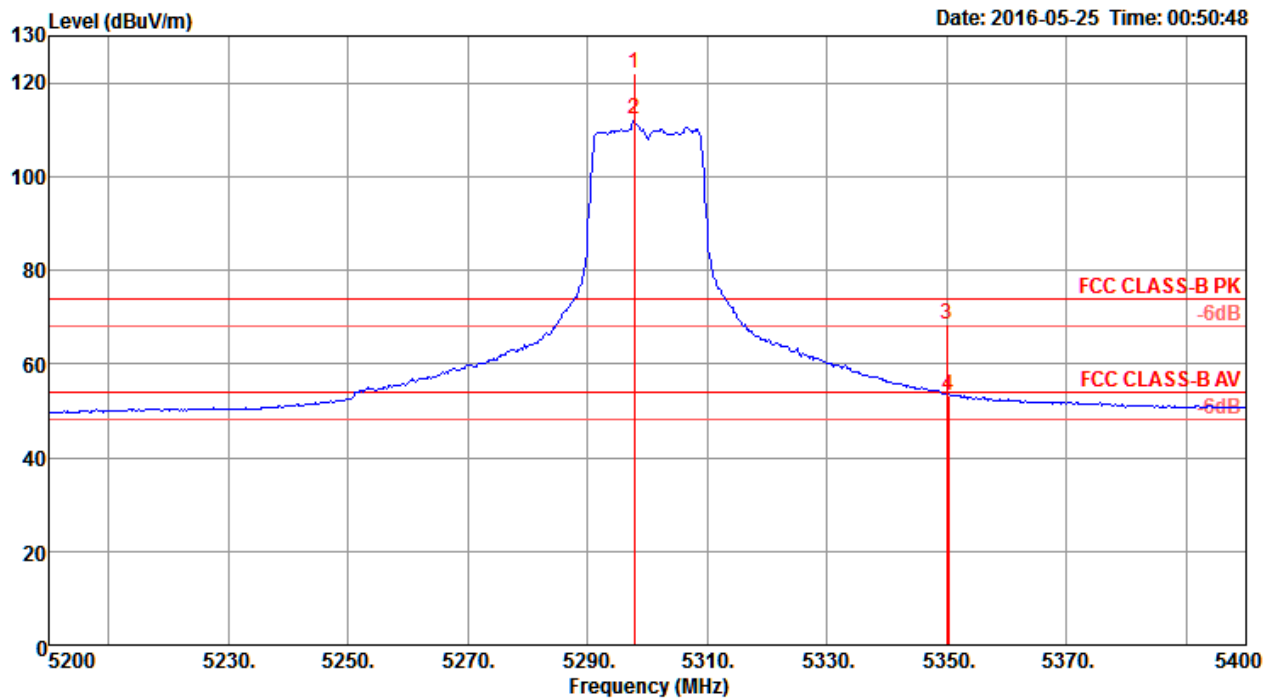


	Freq	Level	Limit	Over	Read	CableAntenna	Preampl	A/Pos	T/Pos	Remark	Pol/Phase
	MHz	dBuV/m	dBuV/m	dB	dBuV	dB	dB/m	dB	cm	deg	
1	5261.60	125.92			118.99	7.94	33.46	34.47	150	7 Peak	VERTICAL
2	5266.41	115.23			108.29	7.93	33.48	34.47	150	7 Average	VERTICAL
3	5350.00	52.29	54.00	-1.71	45.28	7.89	33.59	34.47	150	7 Average	VERTICAL
4	5355.61	65.59	74.00	-8.41	58.57	7.88	33.61	34.47	150	7 Peak	VERTICAL

Item 1, 2 are the fundamental frequency at 5260 MHz.

Note: Both antenna polarizations have been tested and only the worst case was recorded in test report.

Channel 60

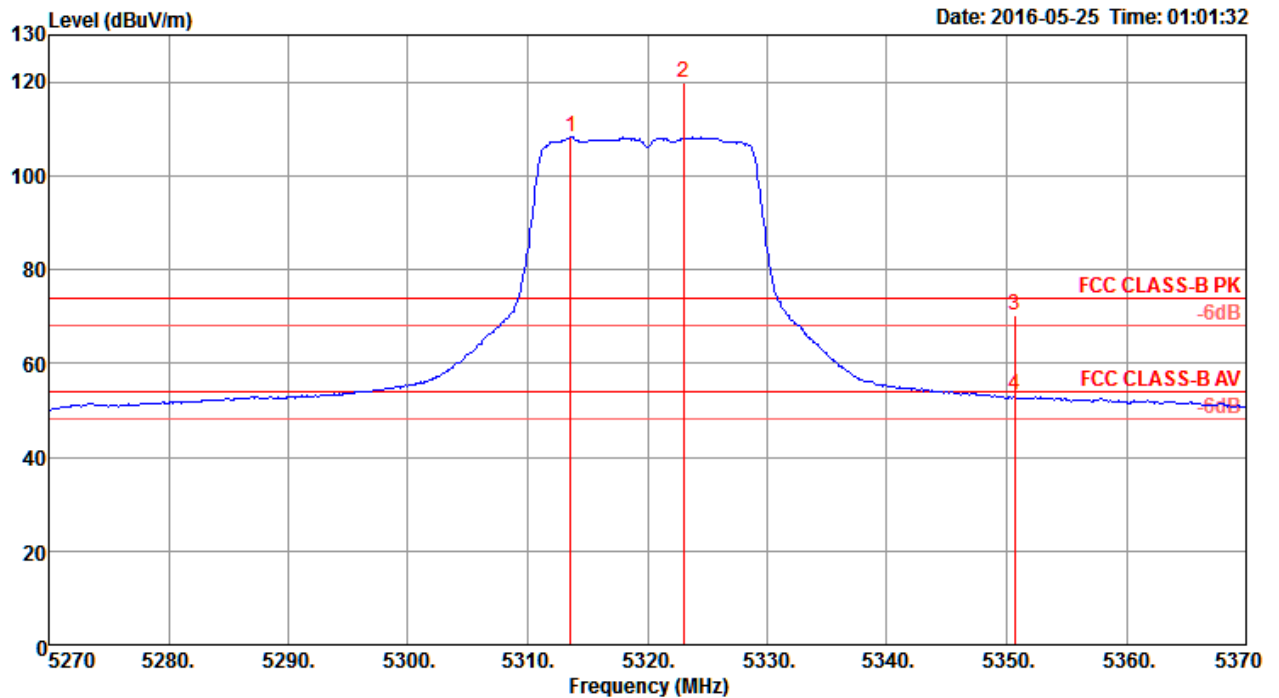


	Freq	Level	Limit	Over	Read	Cable	Antenna	Preamp	A/Pos	T/Pos	Remark	Pol/Phase
	MHz	dBuV/m	dBuV/m	dB	dBuV	dB	dB/m	dB	cm	deg		
1	5297.76	122.02			115.06	7.91	33.52	34.47	168	4	Peak	VERTICAL
2	5297.76	112.13			105.17	7.91	33.52	34.47	168	4	Average	VERTICAL
3	5350.00	68.53	74.00	-5.47	61.52	7.89	33.59	34.47	168	4	Peak	VERTICAL
4	5350.32	53.40	54.00	-0.60	46.39	7.89	33.59	34.47	168	4	Average	VERTICAL

Item 1, 2 are the fundamental frequency at 5300 MHz.

Note: Both antenna polarizations have been tested and only the worst case was recorded in test report.

Channel 64



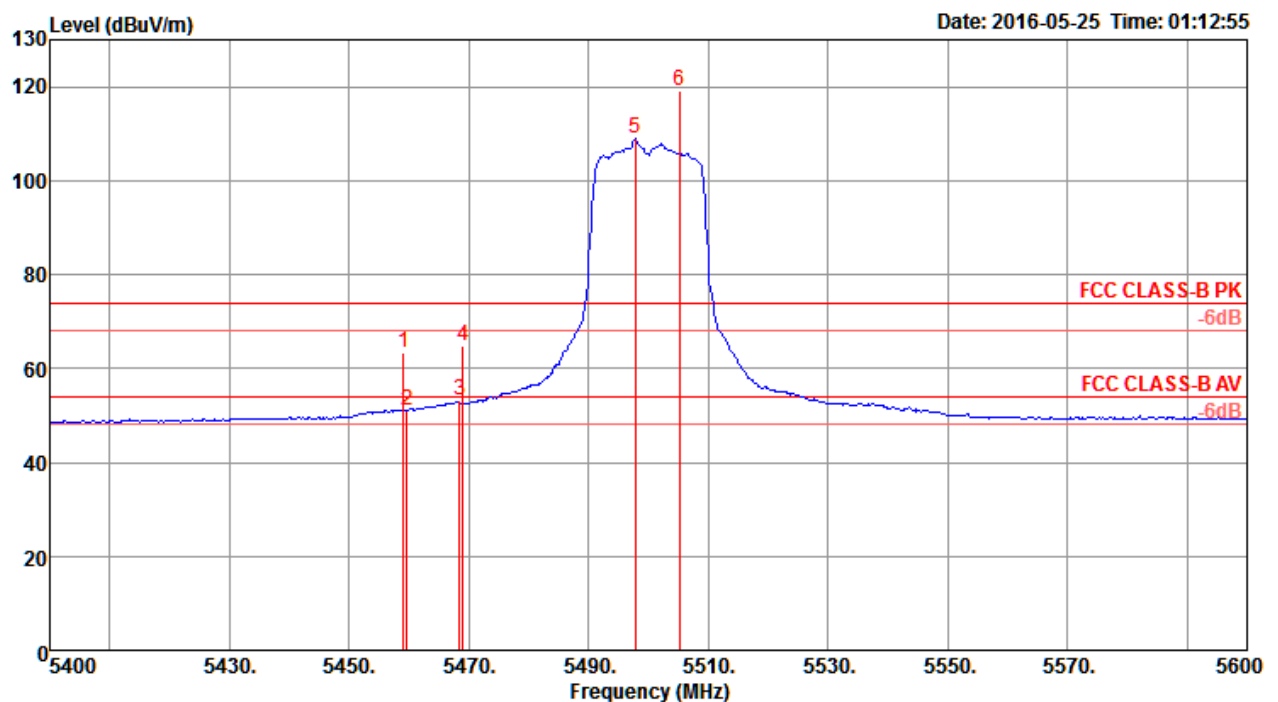
	Freq	Level	Limit	Over	Read	CableAntenna	Preamp	A/Pos	T/Pos	Remark	Pol/Phase
	MHz	dBuV/m	dBuV/m	dB	dBuV	dB	dB/m	dB	cm	deg	
1	5313.59	108.17			101.18	7.91	33.55	34.47	157	8 Average	VERTICAL
2	5323.05	120.01			113.02	7.91	33.55	34.47	157	8 Peak	VERTICAL
3	5350.64	70.38	74.00	-3.62	63.37	7.89	33.59	34.47	157	8 Peak	VERTICAL
4	5350.64	53.14	54.00	-0.86	46.13	7.89	33.59	34.47	157	8 Average	VERTICAL

Item 1, 2 are the fundamental frequency at 5320 MHz.

Note: Both antenna polarizations have been tested and only the worst case was recorded in test report.

Temperature	22°C	Humidity	56%
Test Engineer	Peter Wu & Gary Chu	Configurations	IEEE 802.11ac MCS0/Nss3 VHT20 CH 100, 116, 140 / Chain 1 + Chain 2 + Chain 3 + Chain 4
Test Mode	Mode 3		

Channel 100

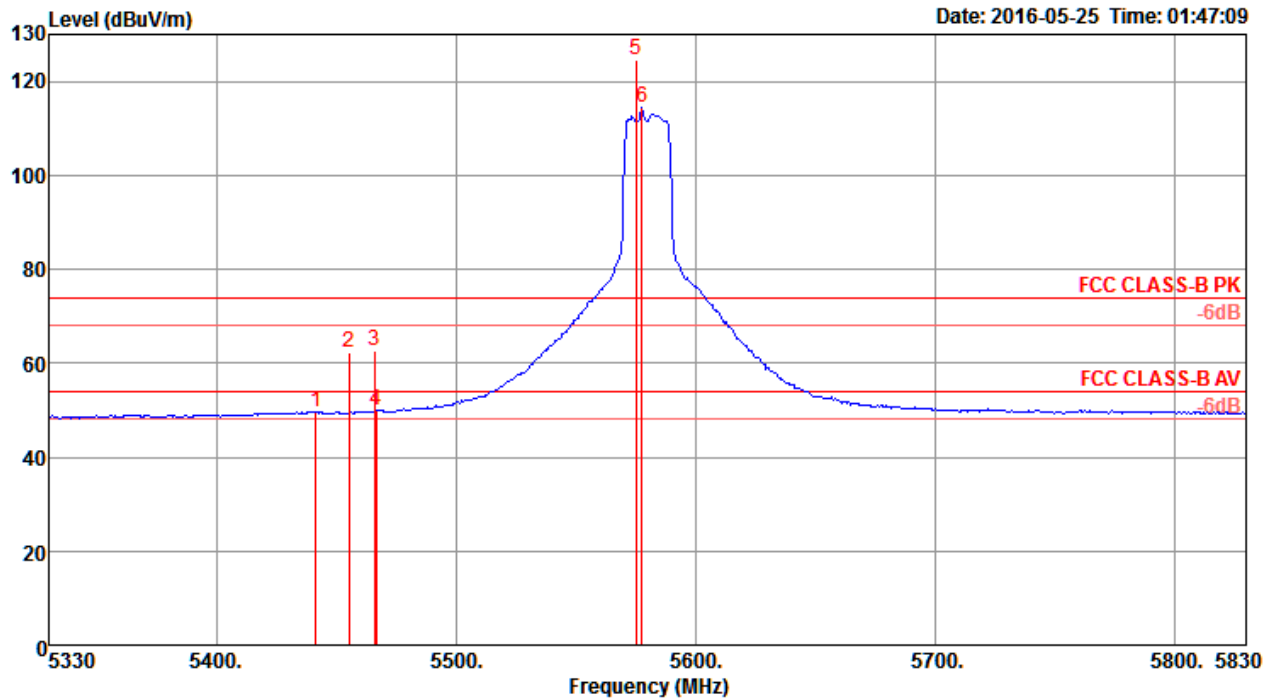


	Freq	Level	Limit	Over	Read	CableAntenna	Preamp	A/Pos	T/Pos	Remark	Pol/Phase
	MHz	dBuV/m	dBuV/m	dB	dBuV	dB	dB/m	dB	cm	deg	
1	5459.04	63.42	74.00	-10.58	56.26	7.89	33.74	34.47	174	7 Peak	VERTICAL
2	5459.68	51.12	54.00	-2.88	43.96	7.89	33.74	34.47	174	7 Average	VERTICAL
3	5468.40	53.17	54.00	-0.83	45.98	7.90	33.76	34.47	174	7 Average	VERTICAL
4	5469.04	64.85	74.00	-9.15	57.66	7.90	33.76	34.47	174	7 Peak	VERTICAL
5	5497.76	108.85			101.61	7.91	33.80	34.47	174	7 Average	VERTICAL
6	5505.13	119.23			111.99	7.91	33.80	34.47	174	7 Peak	VERTICAL

Item 5, 6 are the fundamental frequency at 5500 MHz.

Note: Both antenna polarizations have been tested and only the worst case was recorded in test report.

Channel 116

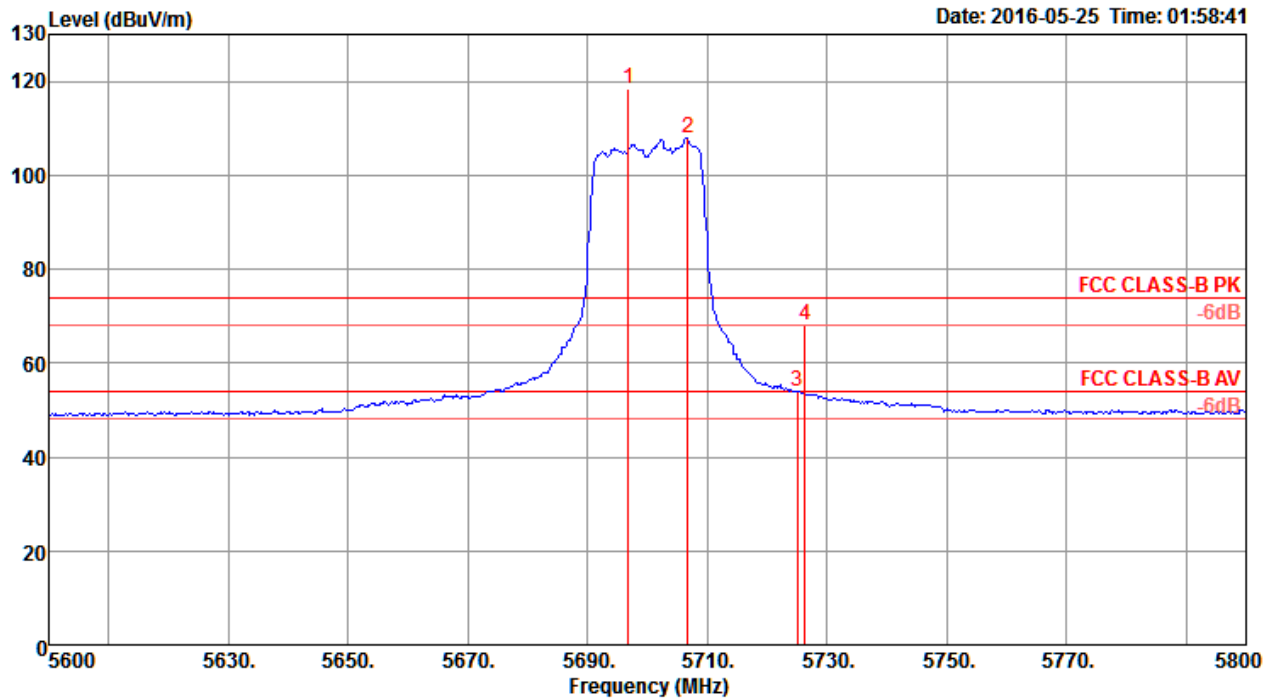


	Freq	Level	Limit	Over	Read	CableAntenna	Preamp	A/Pos	T/Pos	Remark	Pol/Phase
	MHz	dBuV/m	dBuV/m	dB	dBuV	dB	dB/m	dB	cm	deg	
1	5441.57	49.68	54.00	-4.32	42.55	7.88	33.72	34.47	170	2 Average	VERTICAL
2	5455.19	62.40	74.00	-11.60	55.24	7.89	33.74	34.47	170	2 Peak	VERTICAL
3	5465.99	62.81	74.00	-11.19	55.62	7.90	33.76	34.47	170	2 Peak	VERTICAL
4	5466.80	50.04	54.00	-3.96	42.85	7.90	33.76	34.47	170	2 Average	VERTICAL
5	5575.19	124.66			117.15	7.94	34.05	34.48	170	2 Peak	VERTICAL
6	5577.60	114.25			106.74	7.94	34.05	34.48	170	2 Average	VERTICAL

Item 5, 6 are the fundamental frequency at 5580 MHz.

Note: Both antenna polarizations have been tested and only the worst case was recorded in test report.

Channel 140



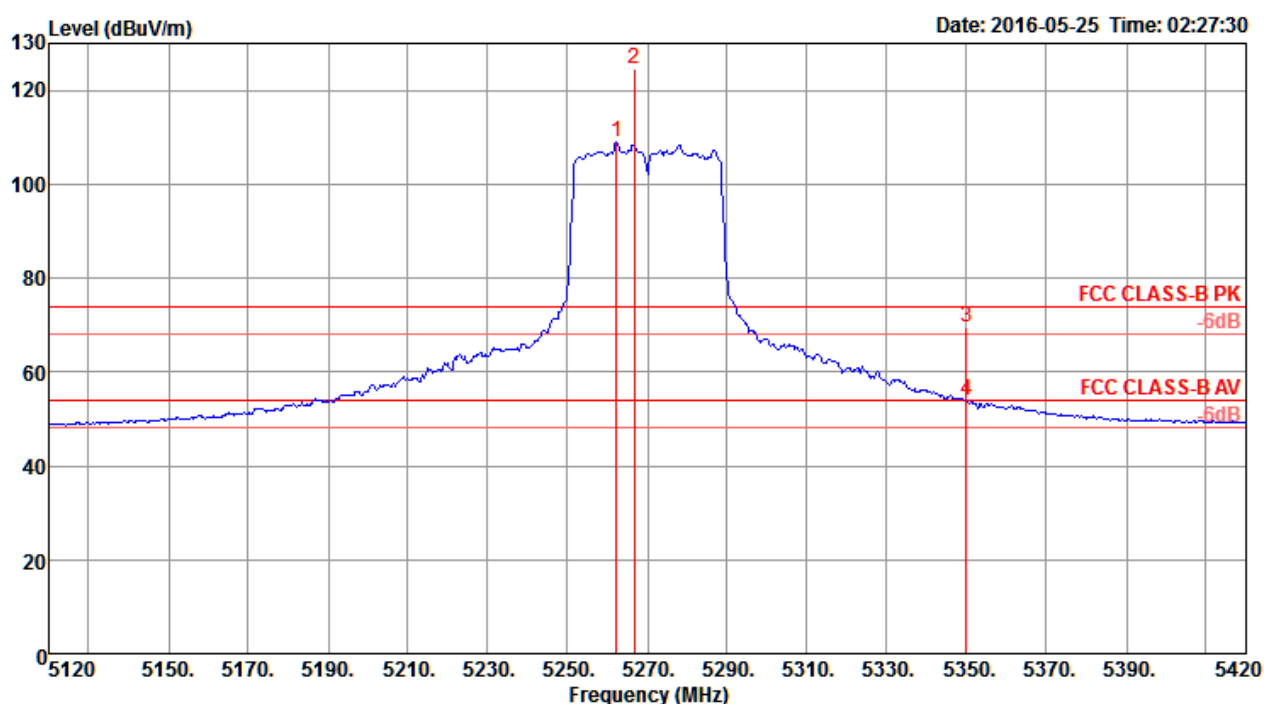
	Freq	Level	Limit	Over	Read	CableAntenna	Preamp	A/Pos	T/Pos	Remark	Pol/Phase
	MHz	dBuV/m	dBuV/m	dB	dBuV	dB	dB/m	dB	cm	deg	
1	5696.80	118.51			110.73	7.89	34.40	34.51	172	3 Peak	VERTICAL
2	5706.73	107.87			100.05	7.88	34.45	34.51	172	3 Average	VERTICAL
3	5725.00	53.92	54.00	-0.08	46.06	7.87	34.50	34.51	172	3 Average	VERTICAL
4	5726.28	68.08	74.00	-5.92	60.22	7.87	34.50	34.51	172	3 Peak	VERTICAL

Item 1, 2 are the fundamental frequency at 5700 MHz.

Note: Both antenna polarizations have been tested and only the worst case was recorded in test report.

Temperature	22°C	Humidity	56%
Test Engineer	Peter Wu & Gary Chu	Configurations	IEEE 802.11ac MCS0/Nss3 VHT40 CH 54, 62 / Chain 1 + Chain 2 + Chain 3 + Chain 4
Test Mode	Mode 3		

Channel 54

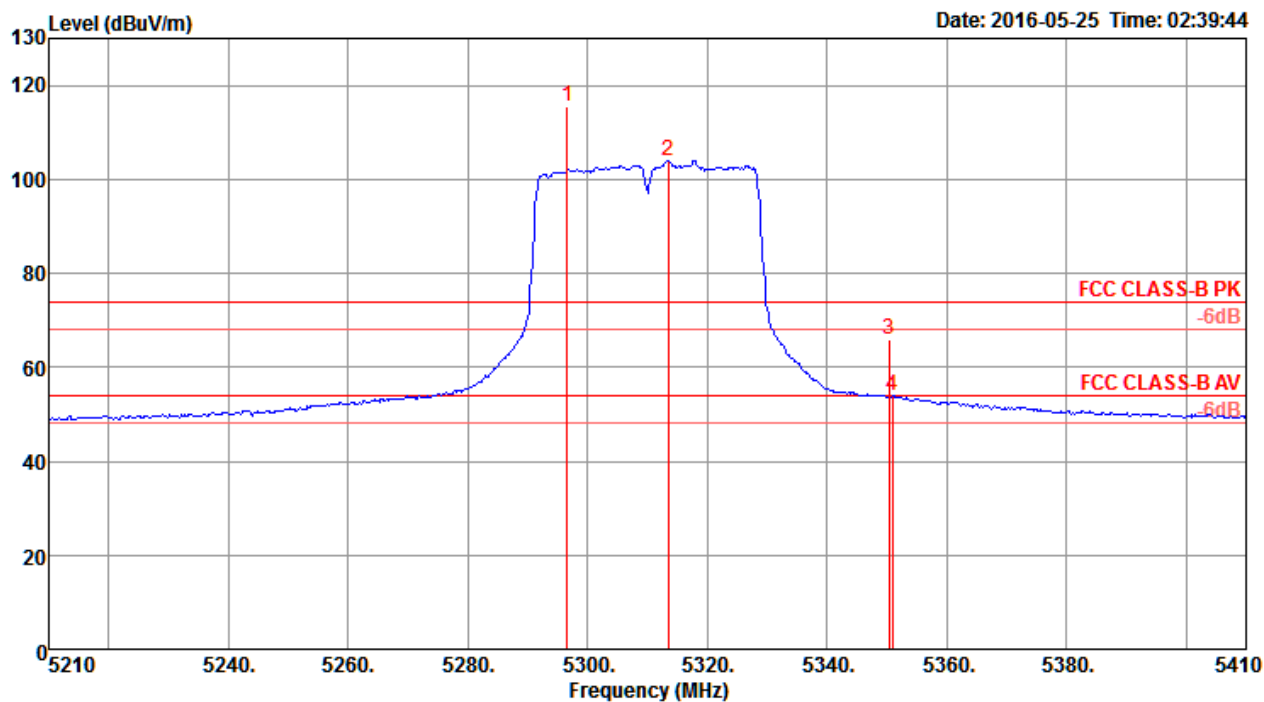


	Freq	Level	Limit	Over	Read	Cable	Antenna	Preamp	A/Pos	T/Pos	Remark	Pol/Phase
	MHz	dBuV/m	dBuV/m	dB	dBuV	dB	dB/m	dB	cm	deg		
1	5262.31	109.02			102.08	7.93	33.48	34.47	163	5	Average	VERTICAL
2	5266.64	124.57			117.63	7.93	33.48	34.47	163	5	Peak	VERTICAL
3	5350.00	69.63	74.00	-4.37	62.62	7.89	33.59	34.47	163	5	Peak	VERTICAL
4	5350.00	53.88	54.00	-0.12	46.87	7.89	33.59	34.47	163	5	Average	VERTICAL

Item 1, 2 are the fundamental frequency at 5270 MHz.

Note: Both antenna polarizations have been tested and only the worst case was recorded in test report.

Channel 62



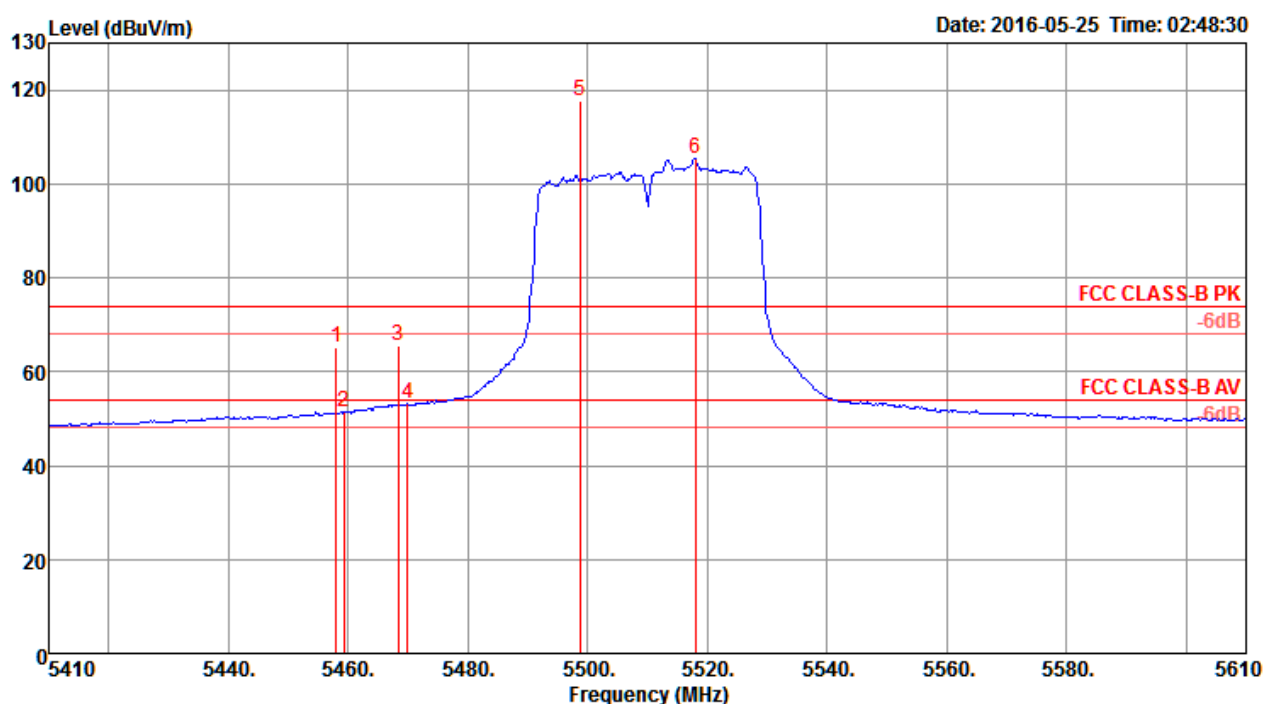
	Freq	Level	Limit	Over	Read	CableAntenna	Preamp	A/Pos	T/Pos	Remark	Pol/Phase
	MHz	dBuV/m	dBuV/m	dB	dBuV	dB	dB/m	dB	cm	deg	
1	5296.54	115.67			108.71	7.91	33.52	34.47	159	5 Peak	VERTICAL
2	5313.53	104.06			97.07	7.91	33.55	34.47	159	5 Average	VERTICAL
3	5350.32	66.00	74.00	-8.00	58.99	7.89	33.59	34.47	159	5 Peak	VERTICAL
4	5350.96	53.79	54.00	-0.21	46.78	7.89	33.59	34.47	159	5 Average	VERTICAL

Item 1, 2 are the fundamental frequency at 5310 MHz.

Note: Both antenna polarizations have been tested and only the worst case was recorded in test report.

Temperature	22°C	Humidity	56%
Test Engineer	Peter Wu & Gary Chu	Configurations	IEEE 802.11ac MCS0/Nss3 VHT40 CH 102, 110, 134 / Chain 1 + Chain 2 + Chain 3 + Chain 4
Test Mode	Mode 3		

Channel 102

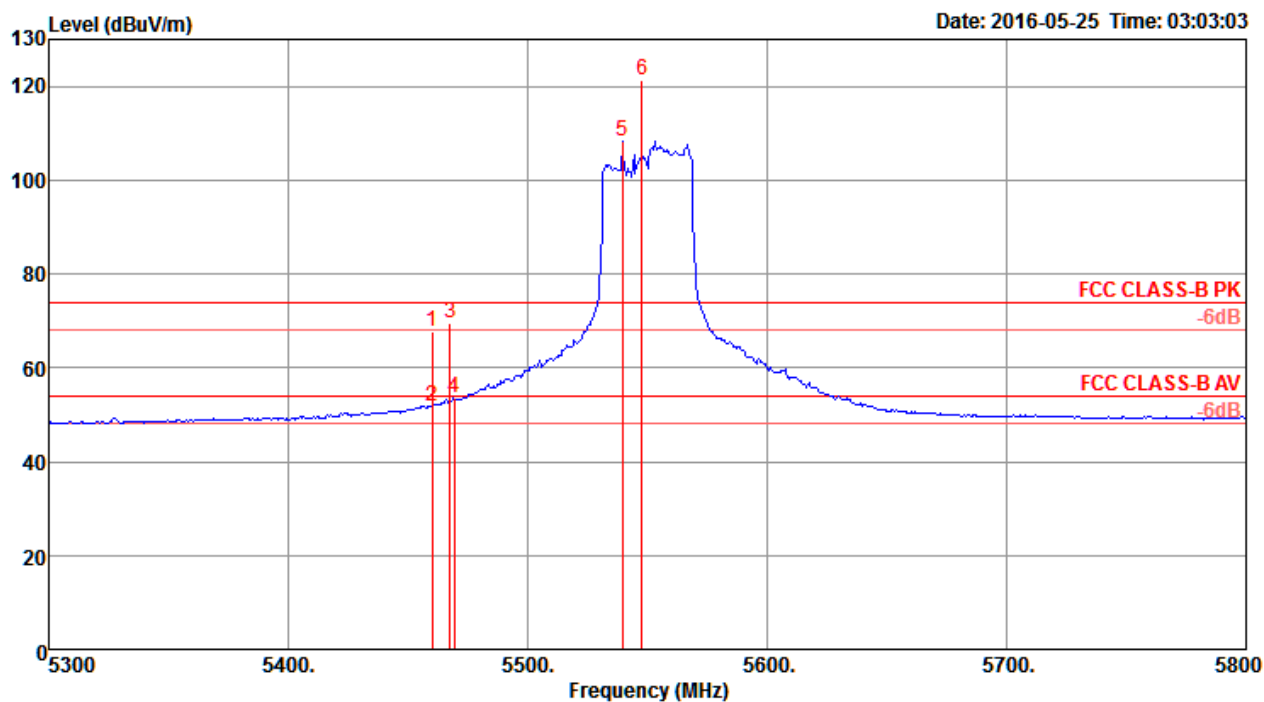


	Freq	Level	Limit	Over	Read	Cable	Antenna	Preamp	A/Pos	T/Pos	Remark	Pol/Phase
	MHz	dBuV/m	dBuV/m	dB	dBuV	dB	dB/m	dB	cm	deg		
1	5458.08	65.34	74.00	-8.66	58.18	7.89	33.74	34.47	163	2	Peak	VERTICAL
2	5459.36	51.34	54.00	-2.66	44.18	7.89	33.74	34.47	163	2	Average	VERTICAL
3	5468.40	65.45	74.00	-8.55	58.26	7.90	33.76	34.47	163	2	Peak	VERTICAL
4	5470.00	53.15	54.00	-0.85	45.96	7.90	33.76	34.47	163	2	Average	VERTICAL
5	5498.78	117.69			110.45	7.91	33.80	34.47	163	2	Peak	VERTICAL
6	5518.01	105.29			97.99	7.92	33.85	34.47	163	2	Average	VERTICAL

Item 5, 6 are the fundamental frequency at 5510 MHz.

Note: Both antenna polarizations have been tested and only the worst case was recorded in test report.

Channel 110

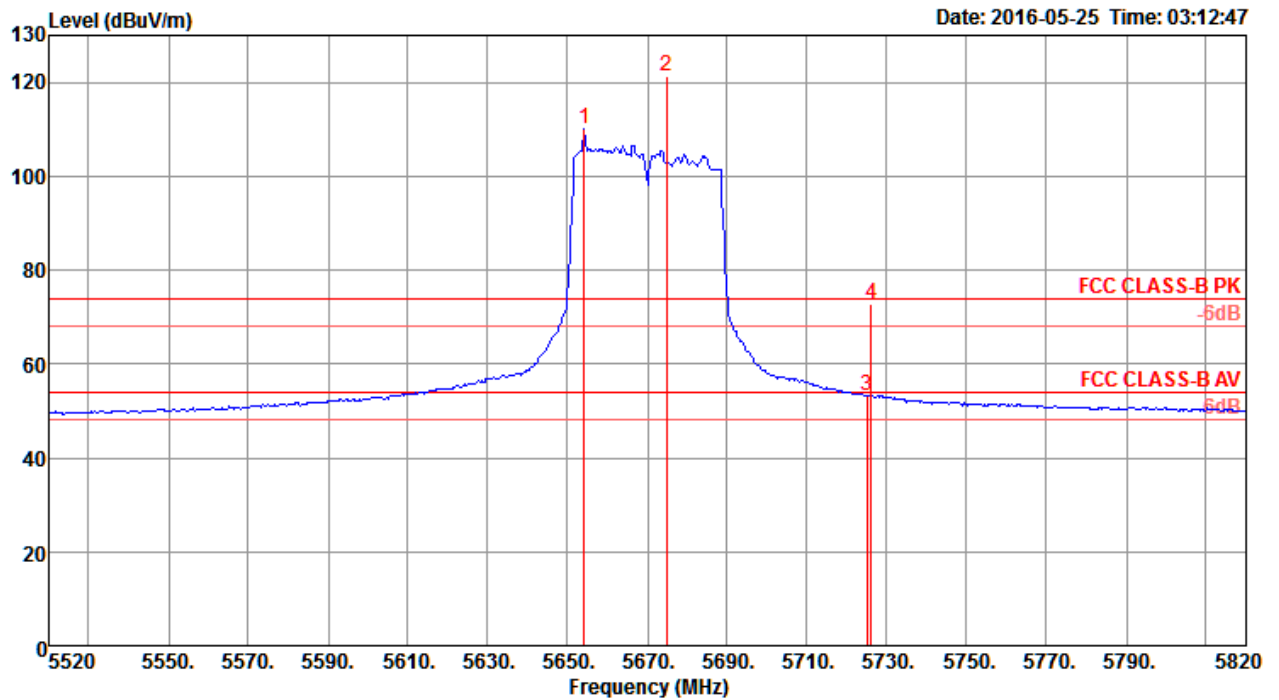


	Freq	Level	Limit	Over	Read	Cable	Antenna	Preamp	A/Pos	T/Pos	Remark	Pol/Phase
	MHz	dBuV/m	dBuV/m	dB	dBuV	dB	dB/m	dB	cm	deg		
1	5460.00	67.89	74.00	-6.11	60.73	7.89	33.74	34.47	164	2	Peak	HORIZONTAL
2	5460.00	51.84	54.00	-2.16	44.68	7.89	33.74	34.47	164	2	Average	HORIZONTAL
3	5467.60	69.43	74.00	-4.57	62.24	7.90	33.76	34.47	164	2	Peak	HORIZONTAL
4	5469.20	53.43	54.00	-0.57	46.24	7.90	33.76	34.47	164	2	Average	HORIZONTAL
5	5539.58	108.32			100.98	7.92	33.90	34.48	164	2	Average	HORIZONTAL
6	5547.60	121.43			114.03	7.93	33.95	34.48	164	2	Peak	HORIZONTAL

Item 5, 6 are the fundamental frequency at 5550 MHz.

Note: Both antenna polarizations have been tested and only the worst case was recorded in test report.

Channel 134



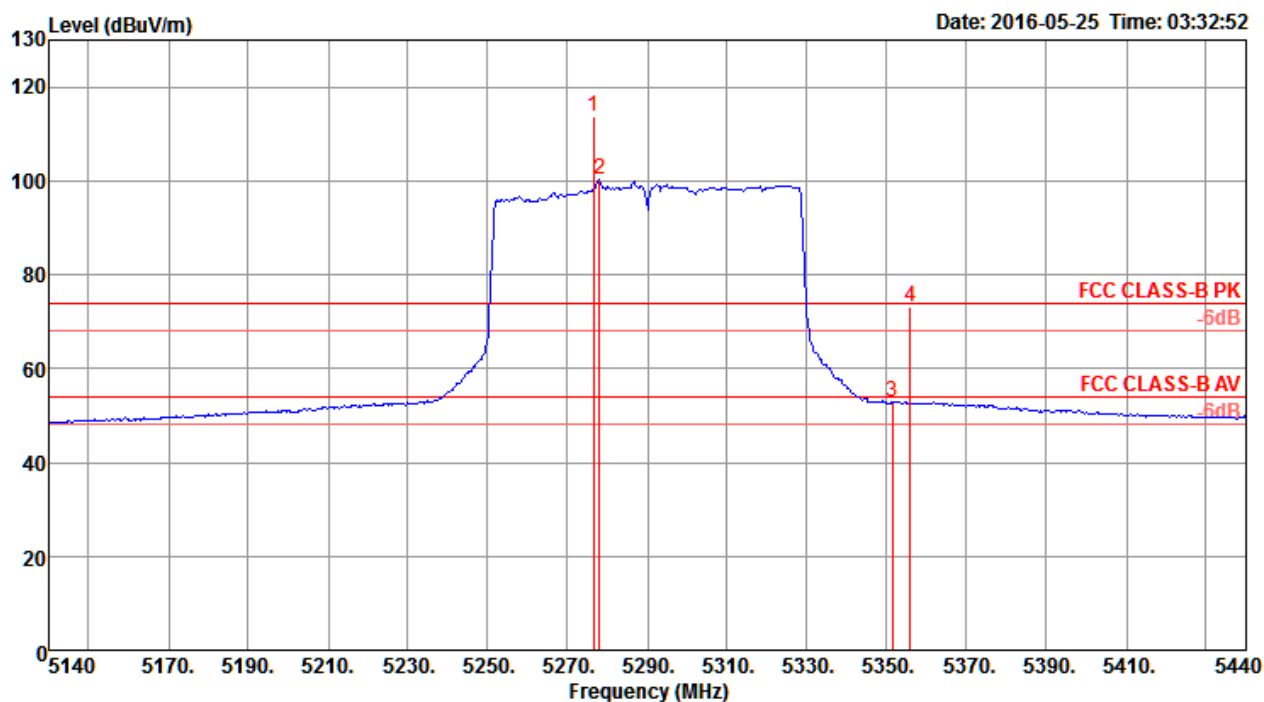
	Freq	Level	Limit	Over	Read	Cable	Antenna	Preamp	A/Pos	T/Pos	Remark	Pol/Phase
	MHz	dBuV/m	dBuV/m	dB	dBuV	dB	dB/m	dB	cm	deg		
1	5654.14	110.08			102.41	7.92	34.25	34.50	175	4	Average	VERTICAL
2	5674.81	121.26			113.52	7.90	34.35	34.51	175	4	Peak	VERTICAL
3	5725.00	53.40	54.00	-0.60	45.54	7.87	34.50	34.51	175	4	Average	VERTICAL
4	5725.96	72.67	74.00	-1.33	64.81	7.87	34.50	34.51	175	4	Peak	VERTICAL

Item 1, 2 are the fundamental frequency at 5670 MHz.

Note: Both antenna polarizations have been tested and only the worst case was recorded in test report.

Temperature	22°C	Humidity	56%
Test Engineer	Peter Wu & Gary Chu	Configurations	IEEE 802.11ac MCS0/Nss3 VHT80 CH 58 / Chain 1 + Chain 2 + Chain 3 + Chain 4
Test Mode	Mode 3		

Channel 58



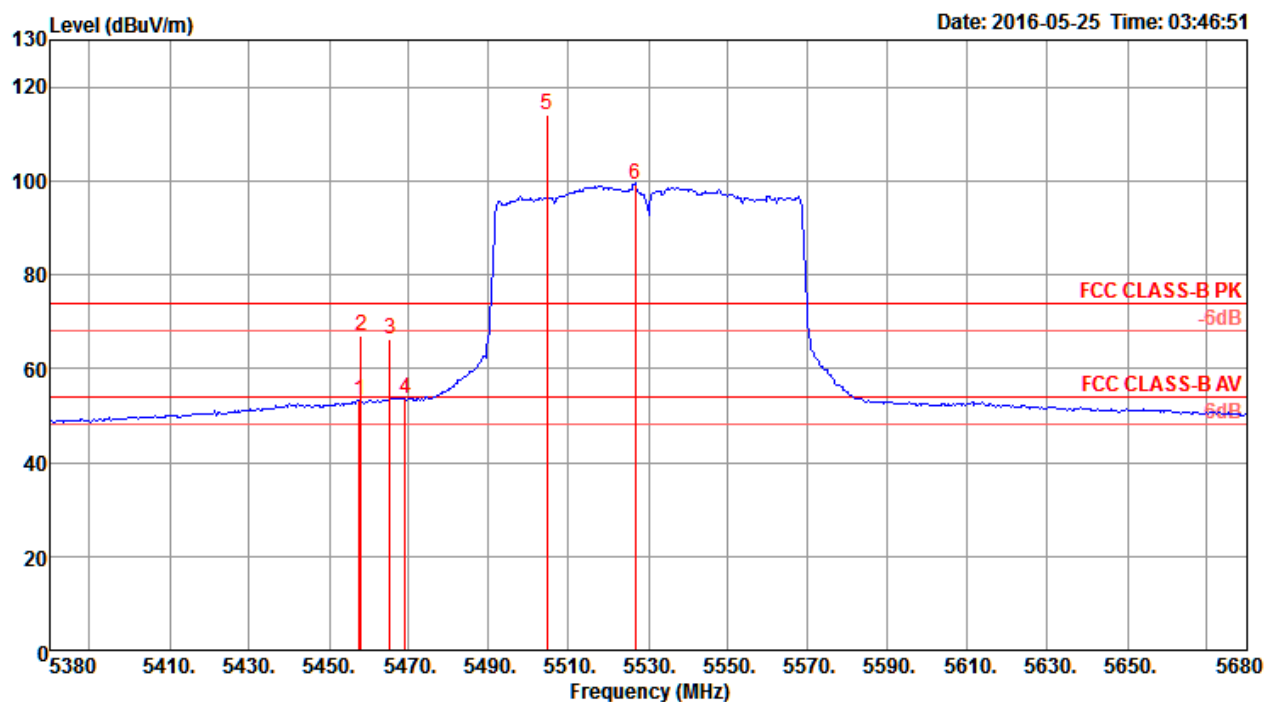
	Freq	Level	Limit	Over	Read	CableAntenna	Preamp	A/Pos	T/Pos	Remark	Pol/Phase
	MHz	dBuV/m	dBuV/m	dB	dBuV	dB	dB/m	dB	cm	deg	
1	5276.54	113.54			106.60	7.93	33.48	34.47	166	4 Peak	VERTICAL
2	5277.98	100.35			93.40	7.92	33.50	34.47	166	4 Average	VERTICAL
3	5351.44	52.78	54.00	-1.22	45.77	7.89	33.59	34.47	166	4 Average	VERTICAL
4	5355.77	73.21	74.00	-0.79	66.19	7.88	33.61	34.47	166	4 Peak	VERTICAL

Item 1, 2 are the fundamental frequency at 5290 MHz.

Note: Both antenna polarizations have been tested and only the worst case was recorded in test report.

Temperature	22°C	Humidity	56%
Test Engineer	Peter Wu & Gary Chu	Configurations	IEEE 802.11ac MCS0/Nss3 VHT80 CH 106, 122 / Chain 1 + Chain 2 + Chain 3 + Chain 4
Test Mode	Mode 3		

Channel 106

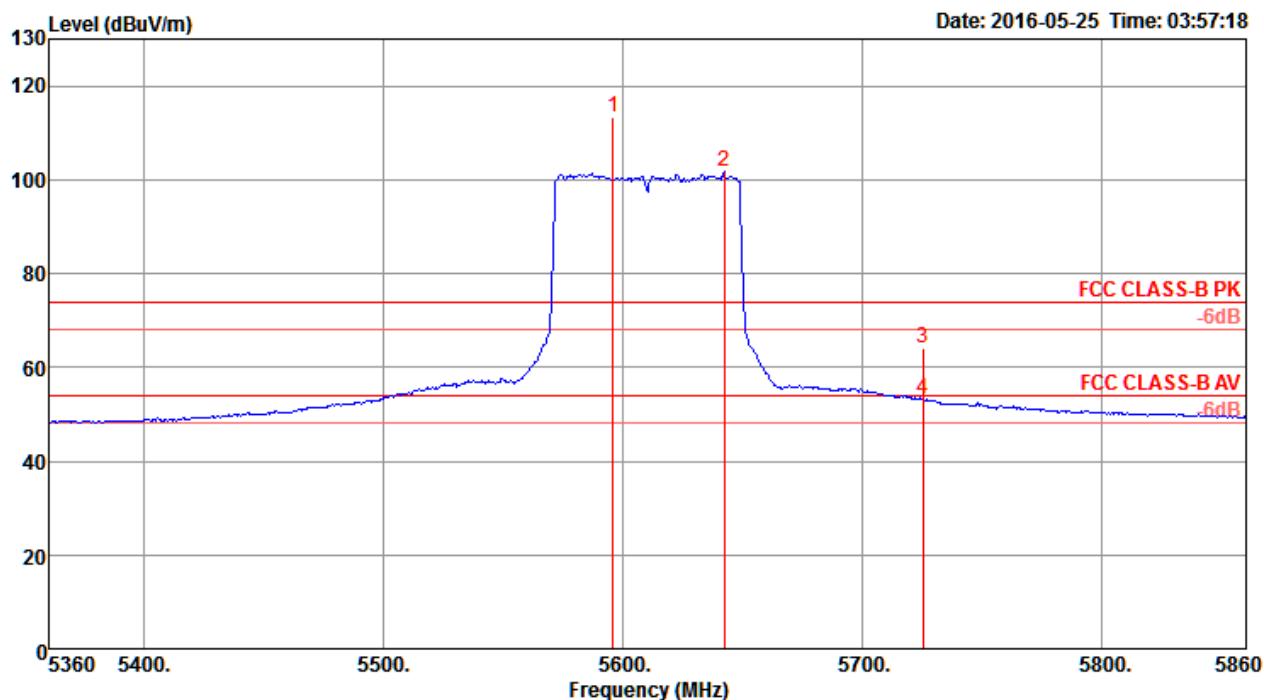


	Freq	Level	Limit	Over	Read	Cable	Antenna	Preamp	A/Pos	T/Pos	Remark	Pol/Phase
	MHz	dBuV/m	dBuV/m	dB	dBuV	dB	dB/m	dB	cm	deg		
1	5457.60	53.30	54.00	-0.70	46.14	7.89	33.74	34.47	163		1 Average	VERTICAL
2	5458.08	66.93	74.00	-7.07	59.77	7.89	33.74	34.47	163		1 Peak	VERTICAL
3	5465.19	66.17	74.00	-7.83	58.98	7.90	33.76	34.47	163		1 Peak	VERTICAL
4	5469.04	53.73	54.00	-0.27	46.54	7.90	33.76	34.47	163		1 Average	VERTICAL
5	5504.52	113.93			106.69	7.91	33.80	34.47	163		1 Peak	VERTICAL
6	5526.64	99.40			92.11	7.92	33.85	34.48	163		1 Average	VERTICAL

Item 5, 6 are the fundamental frequency at 5530 MHz.

Note: Both antenna polarizations have been tested and only the worst case was recorded in test report.

Channel 122



	Freq	Level	Limit	Over	Read	CableAntenna	Preamp	A/Pos	T/Pos	Remark	Pol/Phase
	MHz	dBuV/m	dBuV/m	dB	dBuV	dB	dB/m	dB	cm	deg	
1	5595.58	113.50			105.94	7.95	34.10	34.49	165	2 Peak	VERTICAL
2	5642.05	101.63			93.96	7.92	34.25	34.50	165	2 Average	VERTICAL
3	5725.00	64.09	74.00	-9.91	56.23	7.87	34.50	34.51	165	2 Peak	VERTICAL
4	5725.00	53.24	54.00	-0.76	45.38	7.87	34.50	34.51	165	2 Average	VERTICAL

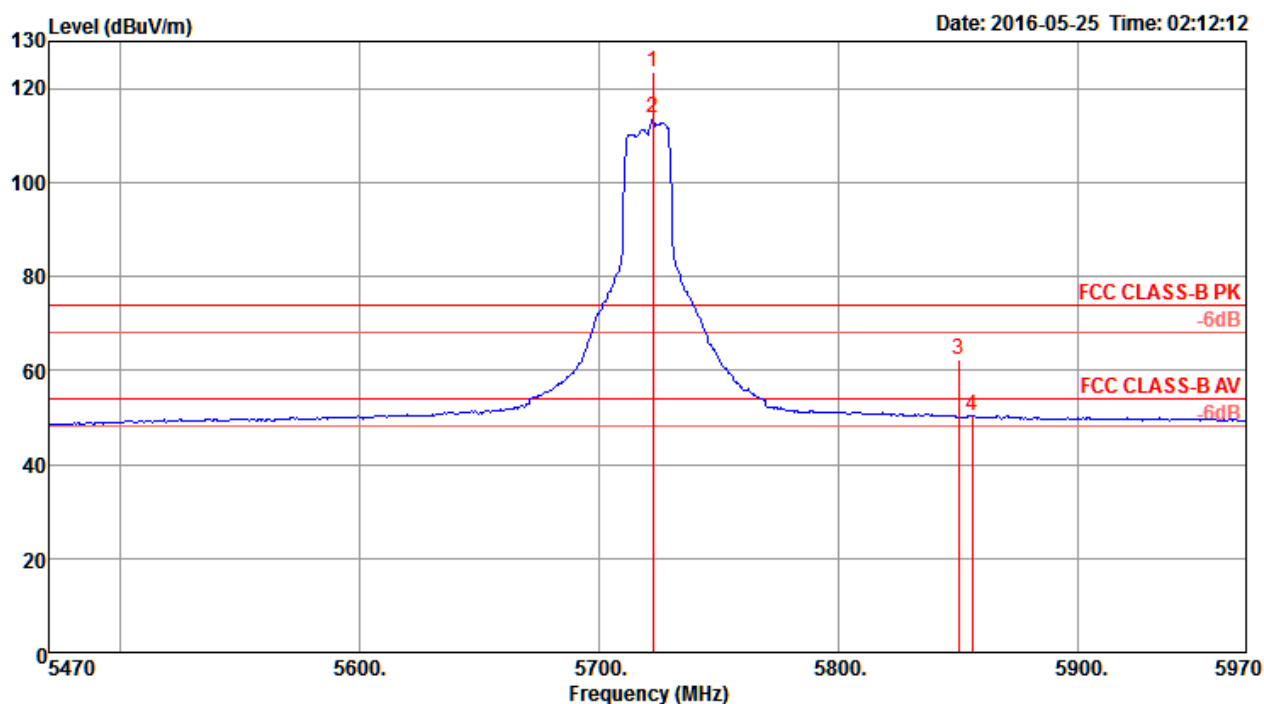
Item 1, 2 are the fundamental frequency at 5610 MHz.

Note: Both antenna polarizations have been tested and only the worst case was recorded in test report.

Straddle Channel

Temperature	22°C	Humidity	56%
Test Engineer	Peter Wu & Gary Chu	Configurations	IEEE 802.11ac MCS0/Nss3 VHT20 CH 144 / Chain 1 + Chain 2 + Chain 3 + Chain 4
Test Mode	Mode 3		

Channel 144



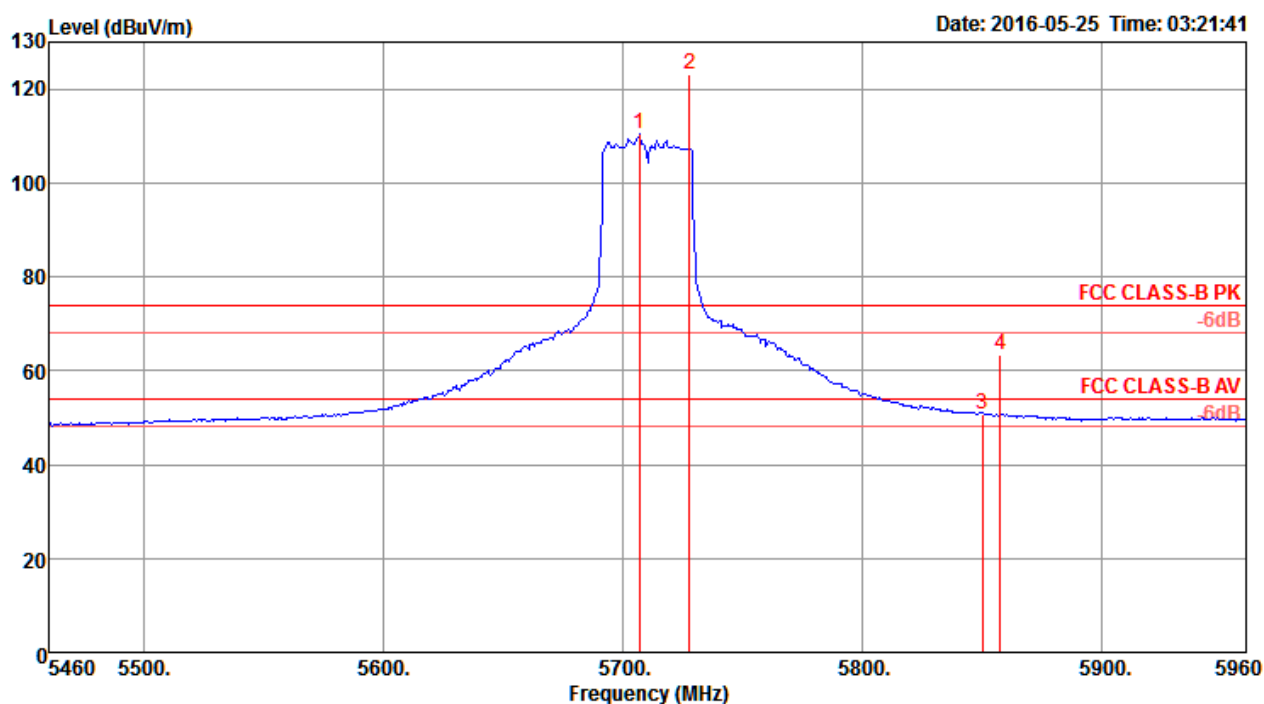
	Freq	Level	Limit	Over	Read	Cable	Antenna	Preamp	A/Pos	T/Pos	Remark	Pol/Phase
	MHz	dBuV/m	dBuV/m	dB	dBuV	dB	dB/m	dB	cm	deg		
1	5722.40	123.41			115.55	7.87	34.50	34.51	166	5	Peak	VERTICAL
2	5722.40	113.71			105.85	7.87	34.50	34.51	166	5	Average	VERTICAL
3	5850.00	62.39	74.00	-11.61	54.28	7.80	34.85	34.54	166	5	Peak	VERTICAL
4	5855.61	50.25	54.00	-3.75	42.14	7.80	34.85	34.54	166	5	Average	VERTICAL

Item 1, 2 are the fundamental frequency at 5720 MHz.

Note: Both antenna polarizations have been tested and only the worst case was recorded in test report.

Temperature	22°C	Humidity	56%
Test Engineer	Peter Wu & Gary Chu	Configurations	IEEE 802.11ac MCS0/Nss3 VHT40 CH 142 / Chain 1 + Chain 2 + Chain 3 + Chain 4
Test Mode	Mode 3		

Channel 142



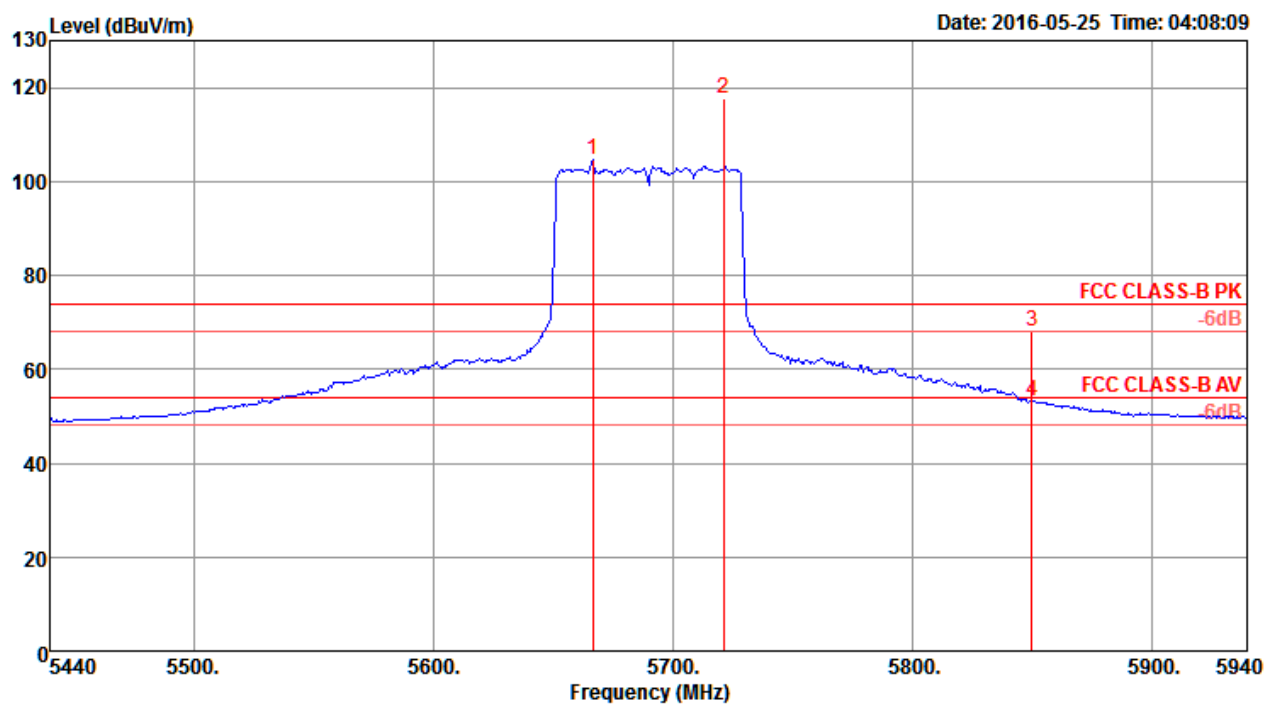
	Freq	Level	Limit	Over	Read	Cable	Antenna	Preamp	A/Pos	T/Pos	Remark	Pol/Phase
	MHz	dBuV/m	dBuV/m	dB	dBuV	dB	dB/m	dB	cm	deg		
1	5706.80	110.29			102.47	7.88	34.45	34.51	161	2	Average	VERTICAL
2	5727.63	123.16			115.31	7.87	34.50	34.52	161	2	Peak	VERTICAL
3	5850.00	50.86	54.00	-3.14	42.75	7.80	34.85	34.54	161	2	Average	VERTICAL
4	5857.21	63.30	74.00	-10.70	55.15	7.79	34.90	34.54	161	2	Peak	VERTICAL

Item 1, 2 are the fundamental frequency at 5710 MHz.

Note: Both antenna polarizations have been tested and only the worst case was recorded in test report.

Temperature	22°C	Humidity	56%
Test Engineer	Peter Wu & Gary Chu	Configurations	IEEE 802.11ac MCS0/Nss3 VHT80 CH 138 / Chain 1 + Chain 2 + Chain 3 + Chain 4
Test Mode	Mode 3		

Channel 138



	Freq	Level	Limit	Over	Read	CableAntenna	Preamp	A/Pos	T/Pos	Remark	Pol/Phase
	MHz	dBuV/m	dBuV/m	dB	dBuV	dB	dB/m	dB	cm	deg	
1	5666.76	104.49			96.78	7.91	34.30	34.50	163	9 Average	VERTICAL
2	5721.25	117.80			109.98	7.88	34.45	34.51	163	9 Peak	VERTICAL
3	5850.00	68.24	74.00	-5.76	60.13	7.80	34.85	34.54	163	9 Peak	VERTICAL
4	5850.00	53.26	54.00	-0.74	45.15	7.80	34.85	34.54	163	9 Average	VERTICAL

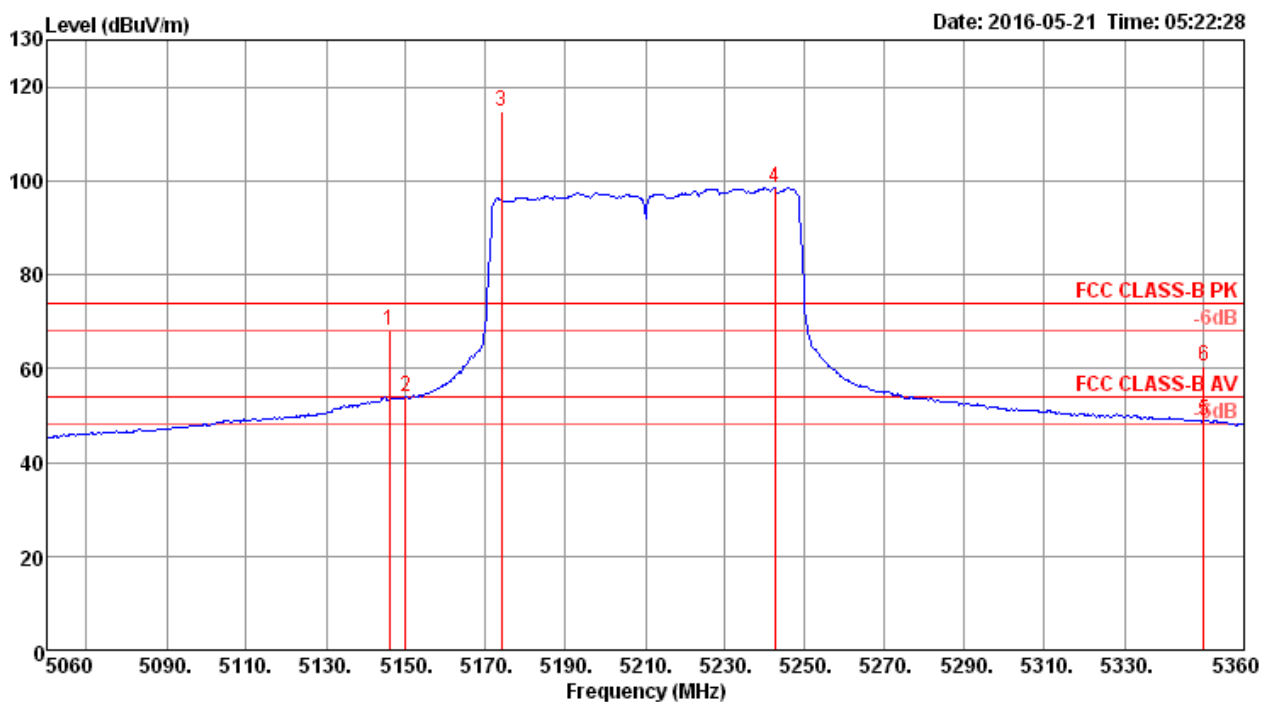
Item 1, 2 are the fundamental frequency at 5690 MHz.

Note: Both antenna polarizations have been tested and only the worst case was recorded in test report.

802.11ac MCS0/Nss2 VHT80+80

Temperature	22°C	Humidity	56%
Test Engineer	Peter Wu & Gary Chu	Configurations	IEEE 802.11ac MCS0/Nss2 VHT80+80 Type 1 / CH 42+106 / Chain 1 + Chain 2 + Chain 3 + Chain 4
Test Mode	Mode 3		

Channel 42

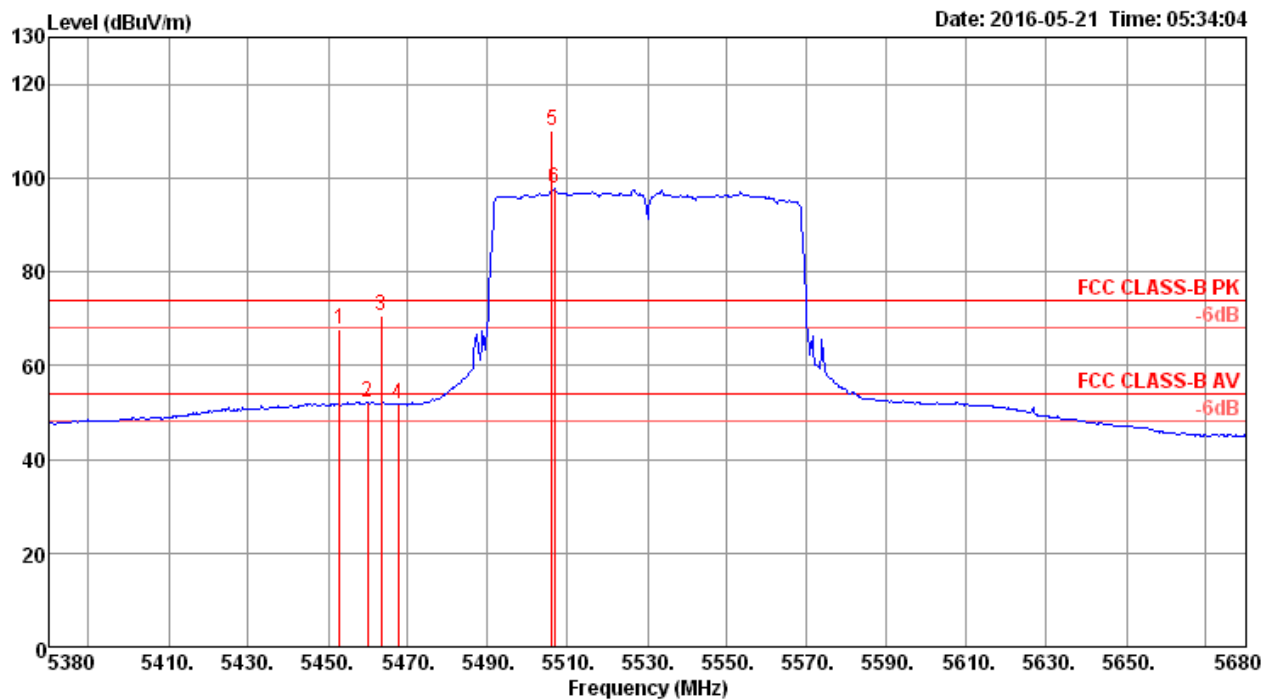


	Freq	Level	Limit	Over	Read	CableAntenna	Preamp	A/Pos	T/Pos	Remark	Pol/Phase
	MHz	dBuV/m	dBuV/m	dB	dBuV	dB	dB/m	dB	cm	deg	
1	5145.80	67.90	74.00	-6.10	60.23	10.43	33.74	36.50	166	22 Peak	VERTICAL
2	5150.00	53.80	54.00	-0.20	46.13	10.43	33.74	36.50	166	22 Average	VERTICAL
3	5174.00	114.87			107.11	10.46	33.79	36.49	166	22 Peak	VERTICAL
4	5242.40	98.54			90.66	10.47	33.89	36.48	166	22 Average	VERTICAL
5	5350.00	48.95	54.00	-5.05	40.92	10.43	34.06	36.46	166	22 Average	VERTICAL
6	5350.00	60.37	74.00	-13.63	52.34	10.43	34.06	36.46	166	22 Peak	VERTICAL

Item 3, 4 are the fundamental frequency at 5210 MHz.

Note: Both antenna polarizations have been tested and only the worst case was recorded in test report.

Channel 106



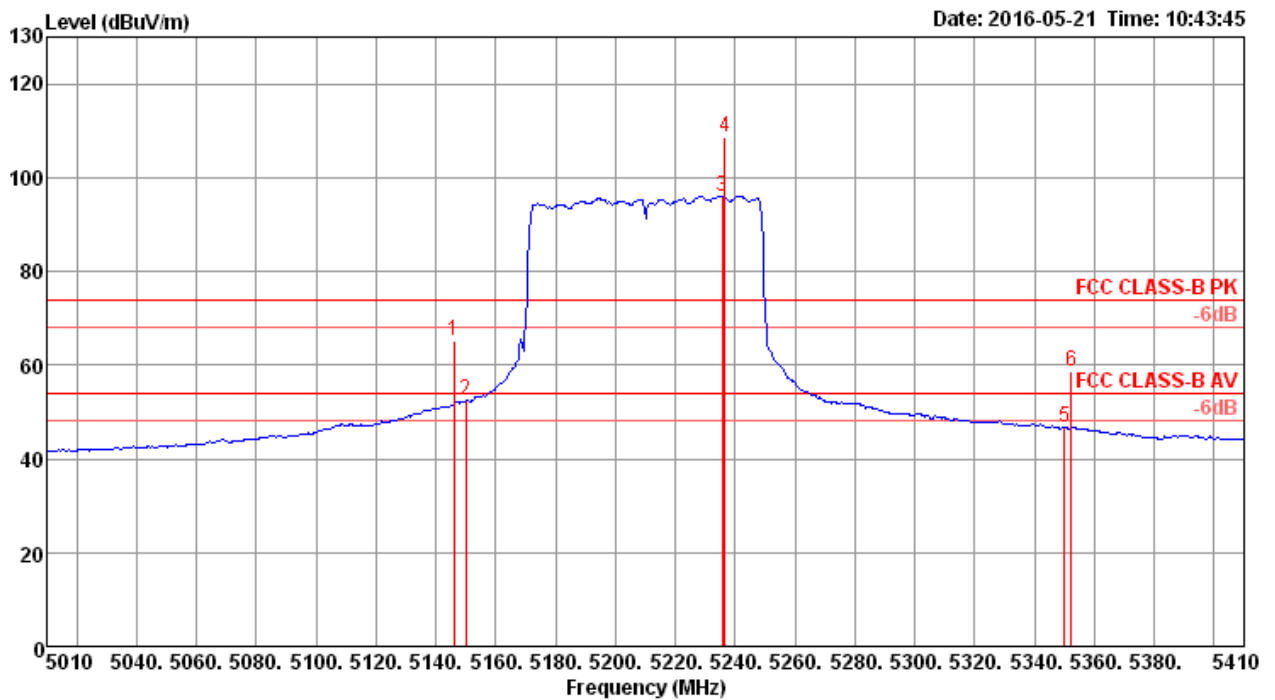
	Freq	Level	Limit Line	Over Limit	Read Level	Cable Loss	Antenna Factor	Preamp Factor	A/Pos	T/Pos	Remark	Pol/Phase
	MHz	dBuV/m	dBuV/m	dB	dBuV	dB	dB/m	dB	cm	deg		
1	5452.80	67.81	74.00	-6.19	59.46	10.56	34.23	36.44	177	15	Peak	HORIZONTAL
2	5460.00	52.00	54.00	-2.00	43.65	10.56	34.23	36.44	177	15	Average	HORIZONTAL
3	5463.40	70.56	74.00	-3.44	62.21	10.56	34.23	36.44	177	15	Peak	HORIZONTAL
4	5467.60	51.77	54.00	-2.23	43.37	10.59	34.25	36.44	177	15	Average	HORIZONTAL
5	5506.00	109.95			101.41	10.66	34.30	36.42	177	15	Peak	HORIZONTAL
6	5506.60	97.71			89.17	10.66	34.30	36.42	177	15	Average	HORIZONTAL

Item 5, 6 are the fundamental frequency at 5530 MHz.

Note: Both antenna polarizations have been tested and only the worst case was recorded in test report.

Temperature	22°C	Humidity	56%
Test Engineer	Peter Wu & Gary Chu	Configurations	IEEE 802.11ac MCS0/Nss2 VHT80+80 Type 2 / CH 42+122 / Chain 1 + Chain 2 + Chain 3 + Chain 4
Test Mode	Mode 3		

Channel 42

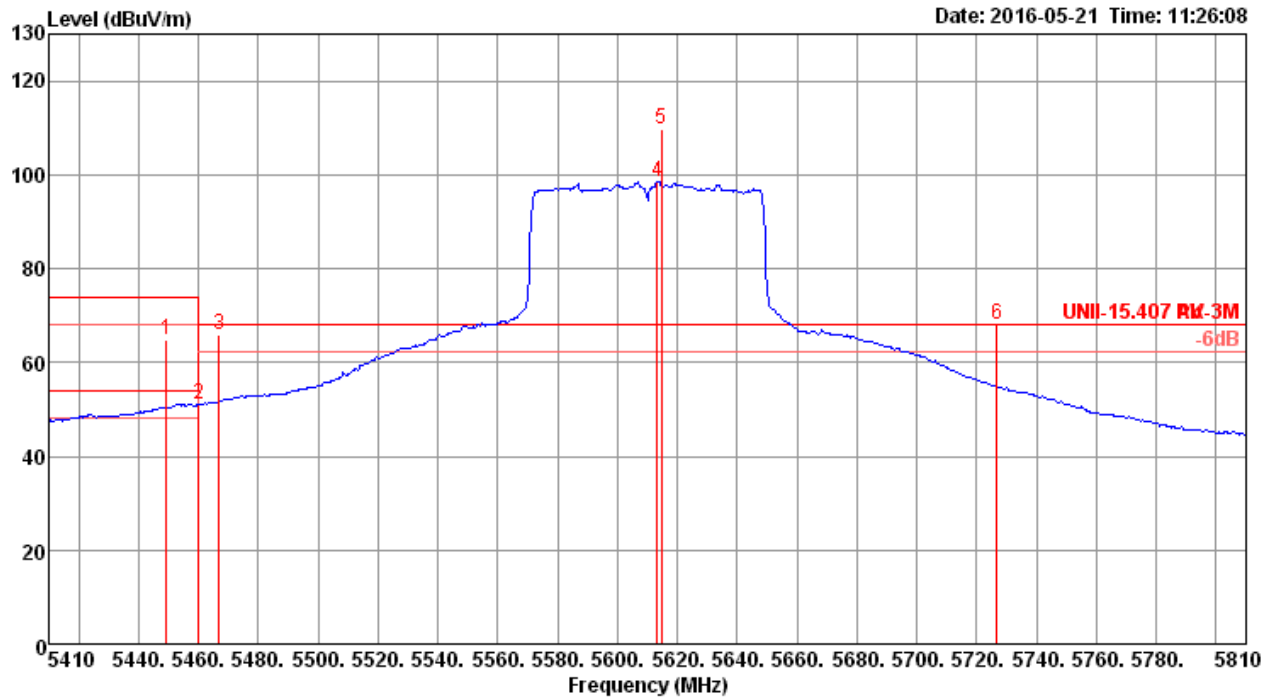


	Freq	Level	Limit	Over	Read	Cable	Antenna	Preamp	A/Pos	T/Pos	Remark	Pol/Phase
	MHz	dBuV/m	dBuV/m	dB	dBuV	dB	dB/m	dB	cm	deg		
1	5146.00	65.16	74.00	-8.84	59.96	7.96	33.74	36.50	171	25	Peak	VERTICAL
2	5150.00	52.36	54.00	-1.64	47.16	7.96	33.74	36.50	171	25	Average	VERTICAL
3	5235.60	96.14			90.70	8.03	33.89	36.48	171	25	Peak	VERTICAL
4	5236.40	108.46			103.02	8.03	33.89	36.48	171	25	Peak	VERTICAL
5	5350.00	46.55	54.00	-7.45	40.81	8.14	34.06	36.46	171	25	Average	VERTICAL
6	5352.40	58.84	74.00	-15.16	53.10	8.14	34.06	36.46	171	25	Peak	VERTICAL

Item 3, 4 are the fundamental frequency at 5210 MHz.

Note: Both antenna polarizations have been tested and only the worst case was recorded in test report.

Channel 122



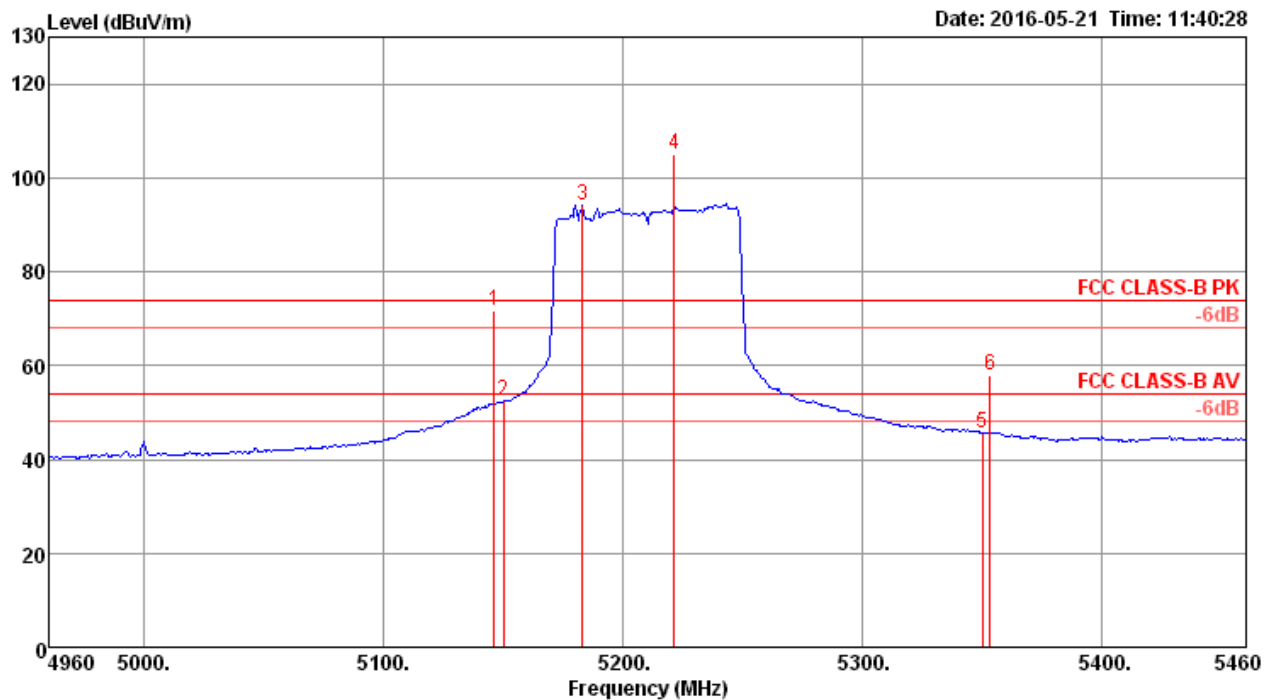
	Freq	Level	Limit	Over	Read	Cable	Antenna	Preamp	A/Pos	T/Pos	Remark	Pol/Phase
	MHz	dBuV/m	dBuV/m	dB	dBuV	dB	dB/m	dB	cm	deg		
1	5449.20	64.83	74.00	-9.17	55.45	8.21	34.23	33.06	173		1 Peak	HORIZONTAL
2	5460.00	50.89	54.00	-3.11	41.51	8.21	34.23	33.06	173		1 Average	HORIZONTAL
3	5466.80	65.91	68.20	-2.29	56.50	8.22	34.25	33.06	173		1 Peak	HORIZONTAL
4	5613.20	98.52			88.95	8.30	34.37	33.10	173		1 Average	HORIZONTAL
5	5614.80	109.90			100.33	8.30	34.37	33.10	173		1 Peak	HORIZONTAL
6	5726.80	68.03	68.20	-0.17	58.37	8.36	34.44	33.14	173		1 Peak	HORIZONTAL

Item 4, 5 are the fundamental frequency at 5610 MHz.

Note: Both antenna polarizations have been tested and only the worst case was recorded in test report.

Temperature	22°C	Humidity	56%
Test Engineer	Peter Wu & Gary Chu	Configurations	IEEE 802.11ac MCS0/Nss2 VHT80+80 Type 3 / CH 42+138 / Chain 1 + Chain 2 + Chain 3 + Chain 4
Test Mode	Mode 3		

Channel 42

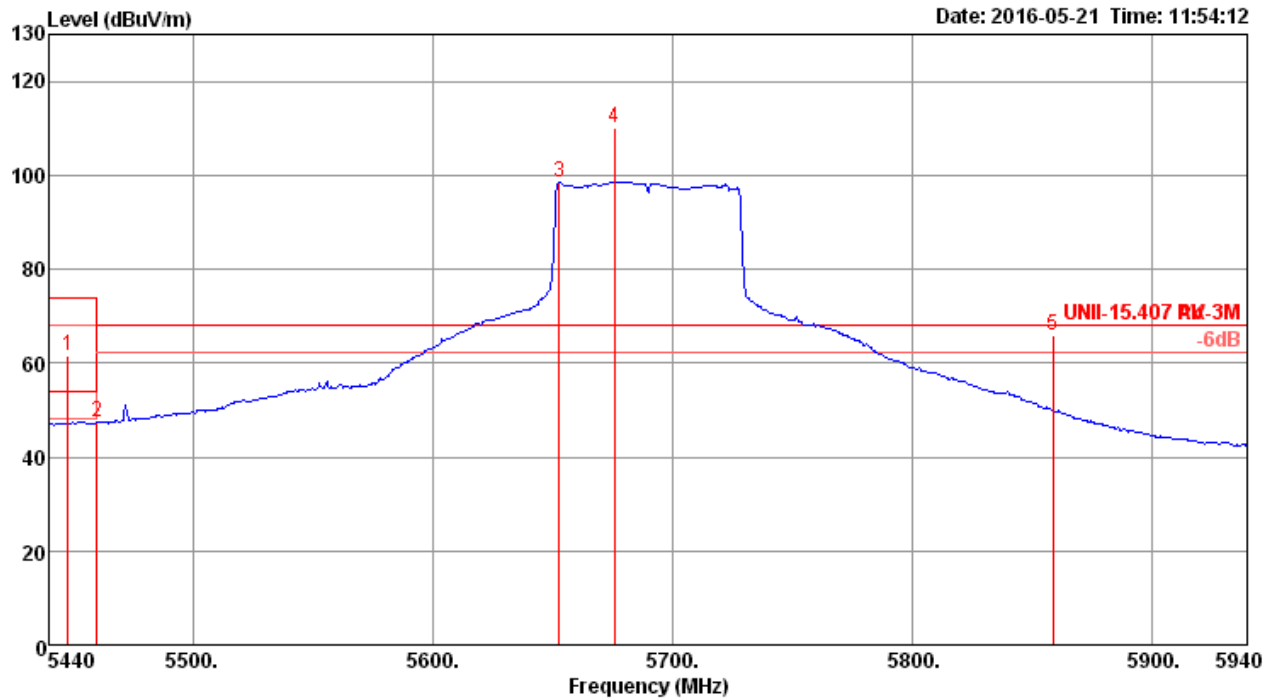


: H:1.75m											
	Freq	Level	Limit Line	Over Limit	Read Level	Cable Loss	Antenna Factor	Preamp Factor	A/Pos	T/Pos	Remark
	MHz	dBuV/m	dBuV/m	dB	dBuV	dB	dB/m	dB	cm	deg	Pol/Phase
1	5146.00	71.54	74.00	-2.46	62.89	7.96	33.74	33.05	173	15	Peak
2	5150.00	52.49	54.00	-1.51	43.84	7.96	33.74	33.05	173	15	Average
3	5183.00	94.22			85.50	7.98	33.79	33.05	173	15	Average
4	5221.00	105.19			96.36	8.02	33.86	33.05	173	15	Peak
5	5350.00	45.64	54.00	-8.36	36.50	8.14	34.06	33.06	173	15	Average
6	5353.00	57.82	74.00	-16.18	48.68	8.14	34.06	33.06	173	15	Peak

Item 3, 4 are the fundamental frequency at 5210 MHz.

Note: Both antenna polarizations have been tested and only the worst case was recorded in test report.

Channel 138



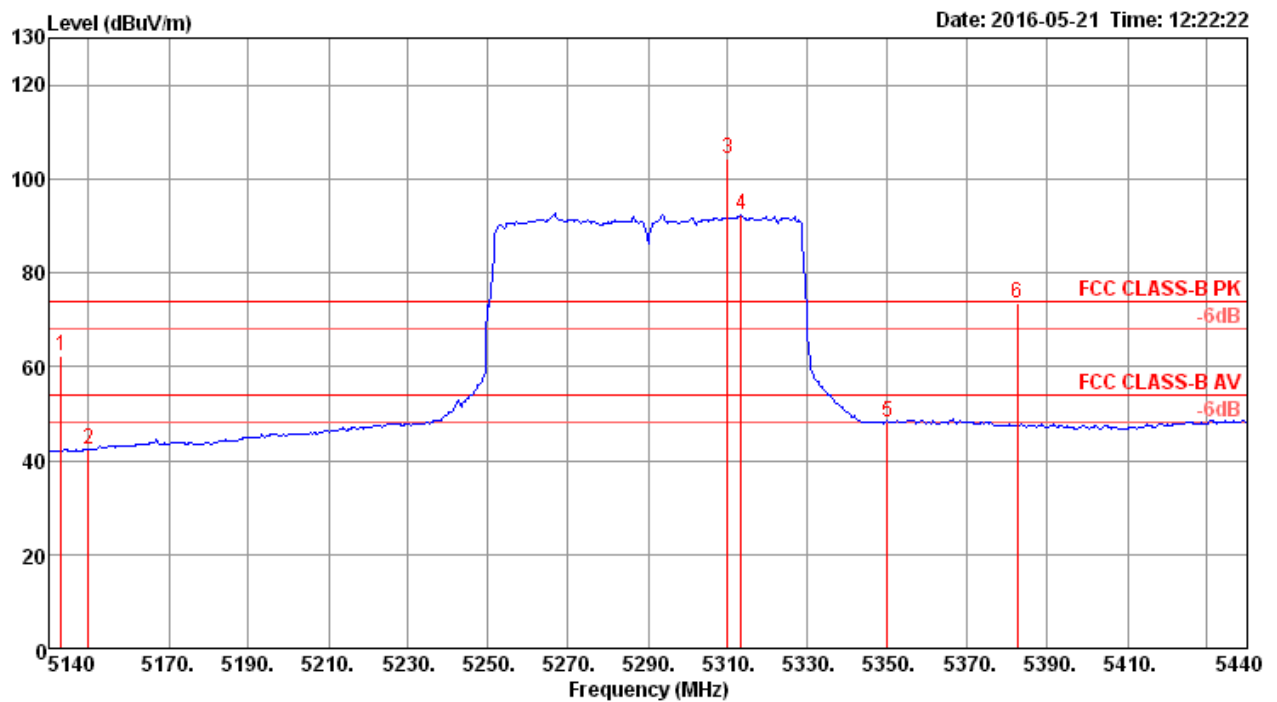
	Freq	Level	Limit	Over	Read	CableAntenna	Preamp	A/Pos	T/Pos	Remark	Pol/Phase
	MHz	dBuV/m	dBuV/m	dB	dBuV	dB	dB/m	dB	cm	deg	
1	5448.00	61.48	74.00	-12.52	52.10	8.21	34.23	33.06	166	16 Peak	VERTICAL
2	5460.00	47.49	54.00	-6.51	38.11	8.21	34.23	33.06	166	16 Average	VERTICAL
3	5653.00	98.62			89.02	8.32	34.39	33.11	166	16 Average	VERTICAL
4	5676.00	110.13			100.50	8.34	34.41	33.12	166	16 Peak	VERTICAL
5	5859.00	65.91	68.20	-2.29	56.14	8.42	34.52	33.17	166	16 Peak	VERTICAL

Item 3, 4 are the fundamental frequency at 5690 MHz.

Note: Both antenna polarizations have been tested and only the worst case was recorded in test report.

Temperature	22°C	Humidity	56%
Test Engineer	Peter Wu & Gary Chu	Configurations	IEEE 802.11ac MCS0/Nss2 VHT80+80 Type 4 / CH 58+106 / Chain 1 + Chain 2 + Chain 3 + Chain 4
Test Mode	Mode 3		

Channel 58

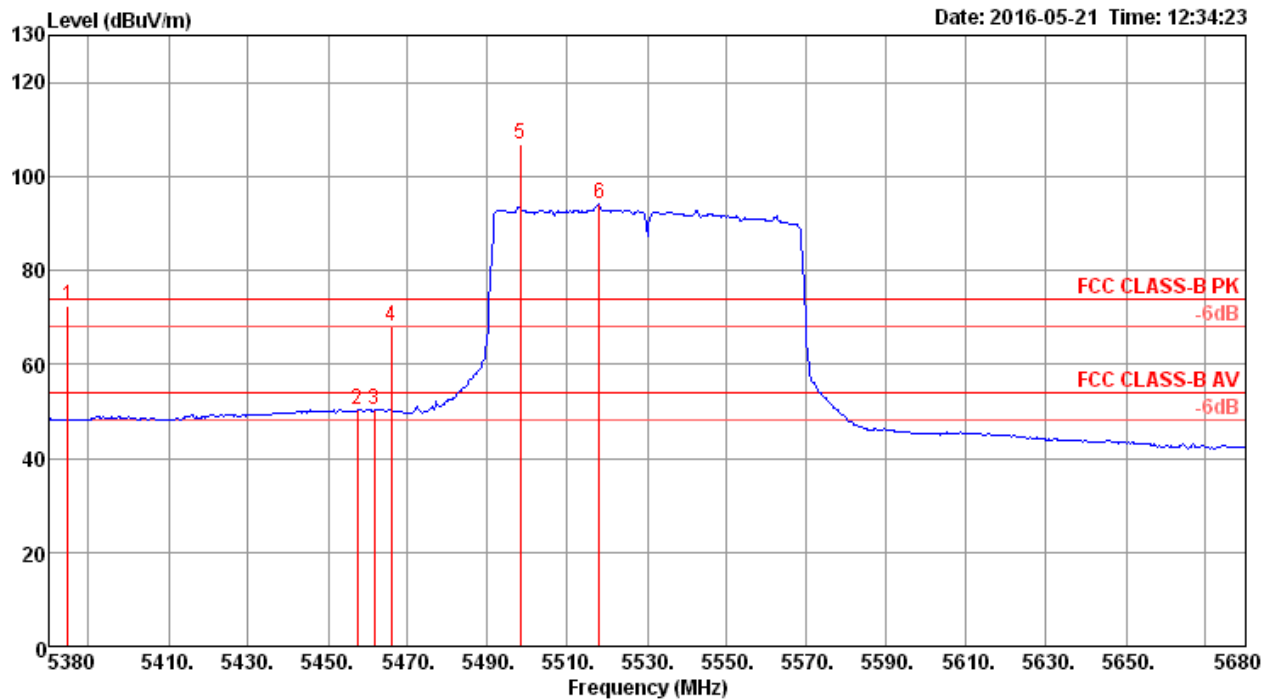


	Freq	Level	Limit	Over	Read	Cable	Antenna	Preamp	A/Pos	T/Pos	Remark	Pol/Phase
	MHz	dBuV/m	dBuV/m	dB	dBuV	dB	dB/m	dB	cm	deg		
1	5143.00	62.22	74.00	-11.78	53.57	7.96	33.74	33.05	179	15	Peak	HORIZONTAL
2	5150.00	42.43	54.00	-11.57	33.78	7.96	33.74	33.05	179	15	Average	HORIZONTAL
3	5309.80	104.36			95.30	8.11	34.01	33.06	179	15	Peak	HORIZONTAL
4	5313.40	92.52			83.46	8.11	34.01	33.06	179	15	Average	HORIZONTAL
5	5350.00	48.34	54.00	-5.66	39.20	8.14	34.06	33.06	179	15	Average	HORIZONTAL
6	5382.40	73.39	74.00	-0.61	64.17	8.17	34.11	33.06	179	15	Peak	HORIZONTAL

Item 3, 4 are the fundamental frequency at 5290 MHz.

Note: Both antenna polarizations have been tested and only the worst case was recorded in test report.

Channel 106



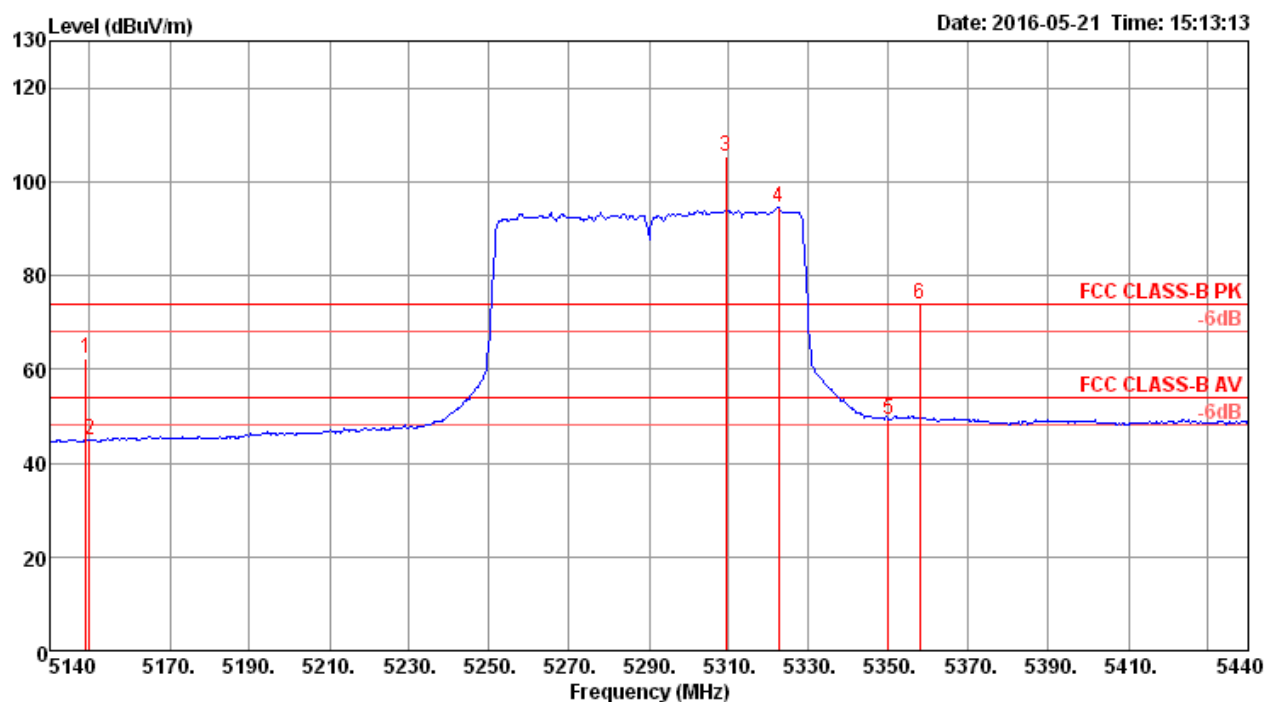
	Freq	Level	Limit	Over	Read	Cable	Antenna	Preamp	A/Pos	T/Pos	Remark	Pol/Phase
	MHz	dBuV/m	dBuV/m	dB	dBuV	dB	dB/m	dB	cm	deg		
1	5384.80	72.46	74.00	-1.54	63.24	8.17	34.11	33.06	180	20	Peak	VERTICAL
2	5457.40	50.30	54.00	-3.70	40.92	8.21	34.23	33.06	180	20	Average	VERTICAL
3	5461.60	50.32	54.00	-3.68	40.94	8.21	34.23	33.06	180	20	Average	VERTICAL
4	5465.80	68.08	74.00	-5.92	58.67	8.22	34.25	33.06	180	20	Peak	VERTICAL
5	5498.20	106.78			97.30	8.24	34.30	33.06	180	20	Peak	VERTICAL
6	5518.00	93.99			84.50	8.25	34.31	33.07	180	20	Average	VERTICAL

Item 5, 6 are the fundamental frequency at 5530 MHz.

Note: Both antenna polarizations have been tested and only the worst case was recorded in test report.

Temperature	22°C	Humidity	56%
Test Engineer	Peter Wu & Gary Chu	Configurations	IEEE 802.11ac MCS0/Nss2 VHT80+80 Type 5 / CH 58+122 / Chain 1 + Chain 2 + Chain 3 + Chain 4
Test Mode	Mode 3		

Channel 58

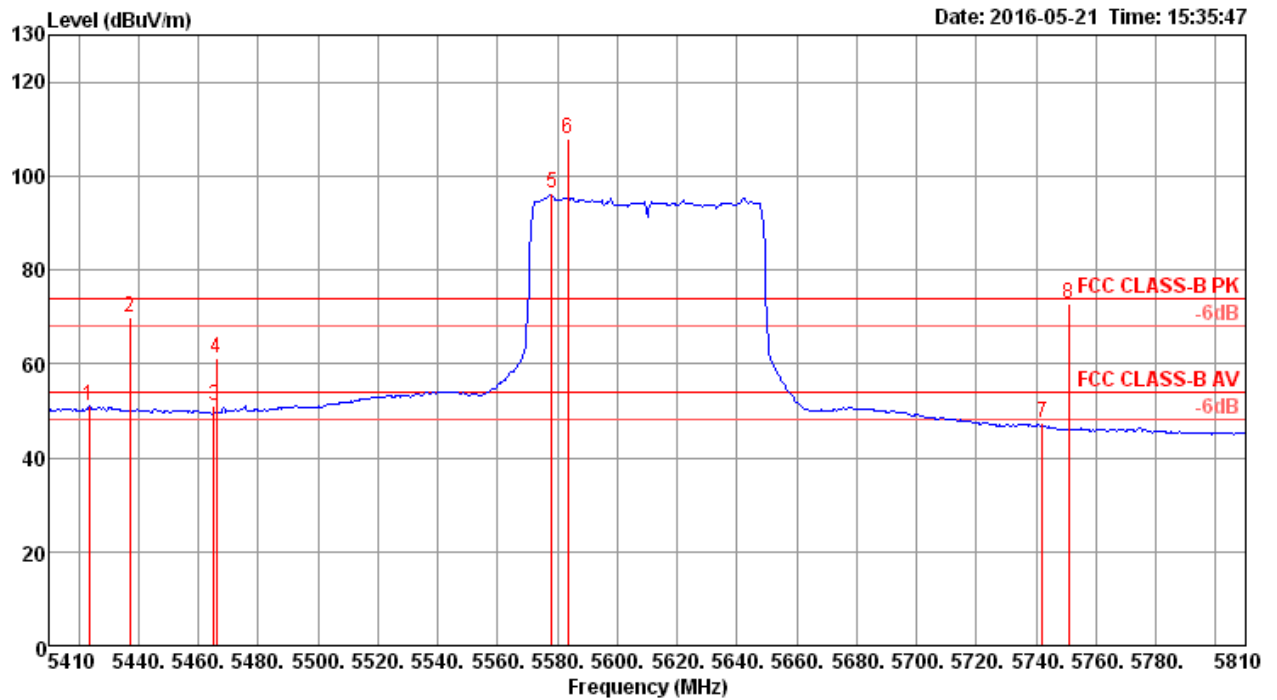


	Freq	Level	Limit	Over	Read	Cable	Antenna	Preamp	A/Pos	T/Pos	Remark	Pol/Phase
	MHz	dBuV/m	dBuV/m	dB	dBuV	dB	dB/m	dB	cm	deg		
1	5149.00	62.42	74.00	-11.58	53.77	7.96	33.74	33.05	178	11	Peak	VERTICAL
2	5150.00	44.80	54.00	-9.20	36.15	7.96	33.74	33.05	178	11	Average	VERTICAL
3	5309.20	105.49			96.43	8.11	34.01	33.06	178	11	Peak	VERTICAL
4	5322.40	94.49			85.43	8.11	34.01	33.06	178	11	Average	VERTICAL
5	5350.00	49.36	54.00	-4.64	40.22	8.14	34.06	33.06	178	11	Average	VERTICAL
6	5357.80	73.74	74.00	-0.26	64.57	8.15	34.08	33.06	178	11	Peak	VERTICAL

Item 3, 4 are the fundamental frequency at 5290 MHz.

Note: Both antenna polarizations have been tested and only the worst case was recorded in test report.

Channel 122



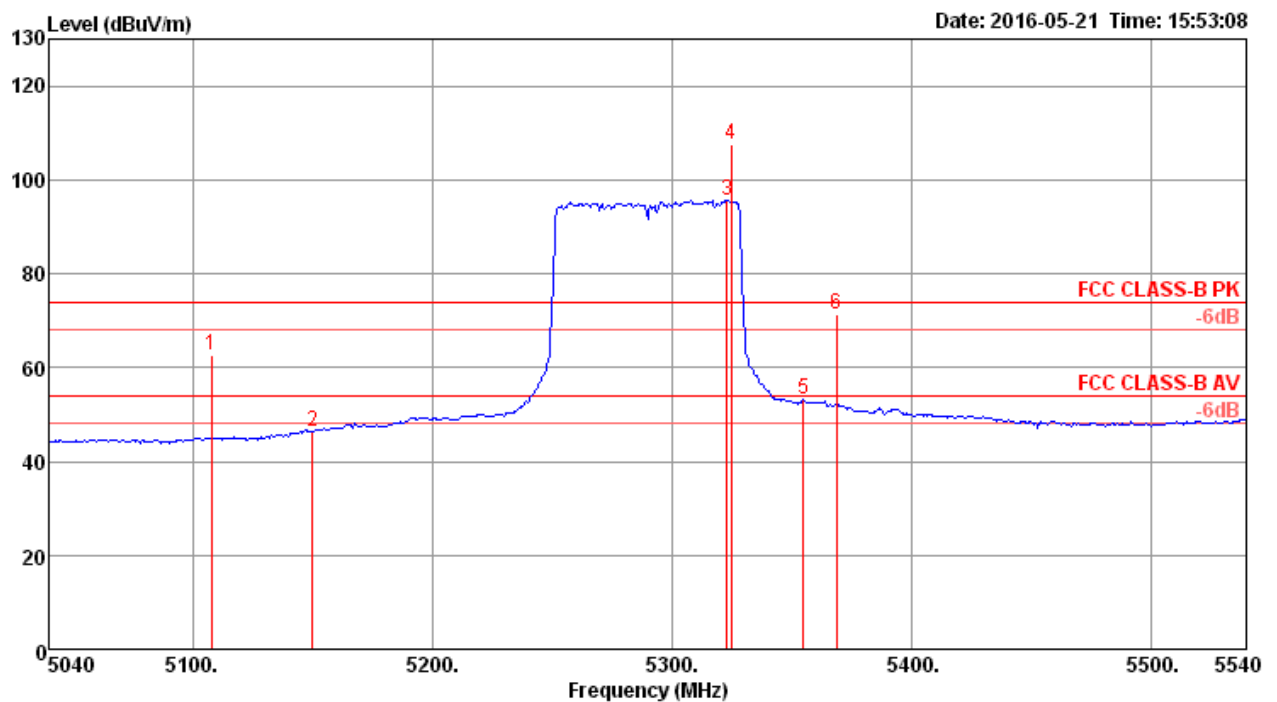
	Freq	Level	Limit	Over	Read	Cable	Antenna	Preamp	A/Pos	T/Pos	Remark	Pol/Phase
	MHz	dBuV/m	dBuV/m	dB	dBuV	dB	dB/m	dB	cm	deg		
1	5423.60	50.96	54.00	-3.04	41.64	8.20	34.18	33.06	172	16	Average	VERTICAL
2	5437.20	69.76	74.00	-4.24	60.41	8.21	34.20	33.06	172	16	Peak	VERTICAL
3	5465.20	50.99	54.00	-3.01	41.58	8.22	34.25	33.06	172	16	Average	VERTICAL
4	5466.00	61.36	74.00	-12.64	51.95	8.22	34.25	33.06	172	16	Peak	VERTICAL
5	5578.00	96.24			86.69	8.28	34.35	33.08	172	16	Average	VERTICAL
6	5583.60	107.87			98.33	8.28	34.35	33.09	172	16	Peak	VERTICAL
7	5742.00	47.41	54.00	-6.59	37.73	8.37	34.45	33.14	172	16	Average	VERTICAL
8	5750.80	72.90	74.00	-1.10	63.22	8.37	34.45	33.14	172	16	Peak	VERTICAL

Item 5, 6 are the fundamental frequency at 5610 MHz.

Note: Both antenna polarizations have been tested and only the worst case was recorded in test report.

Temperature	22°C	Humidity	56%
Test Engineer	Peter Wu & Gary Chu	Configurations	IEEE 802.11ac MCS0/Nss2 VHT80+80 Type 6 / CH 58+138 / Chain 1 + Chain 2 + Chain 3 + Chain 4
Test Mode	Mode 3		

Channel 58

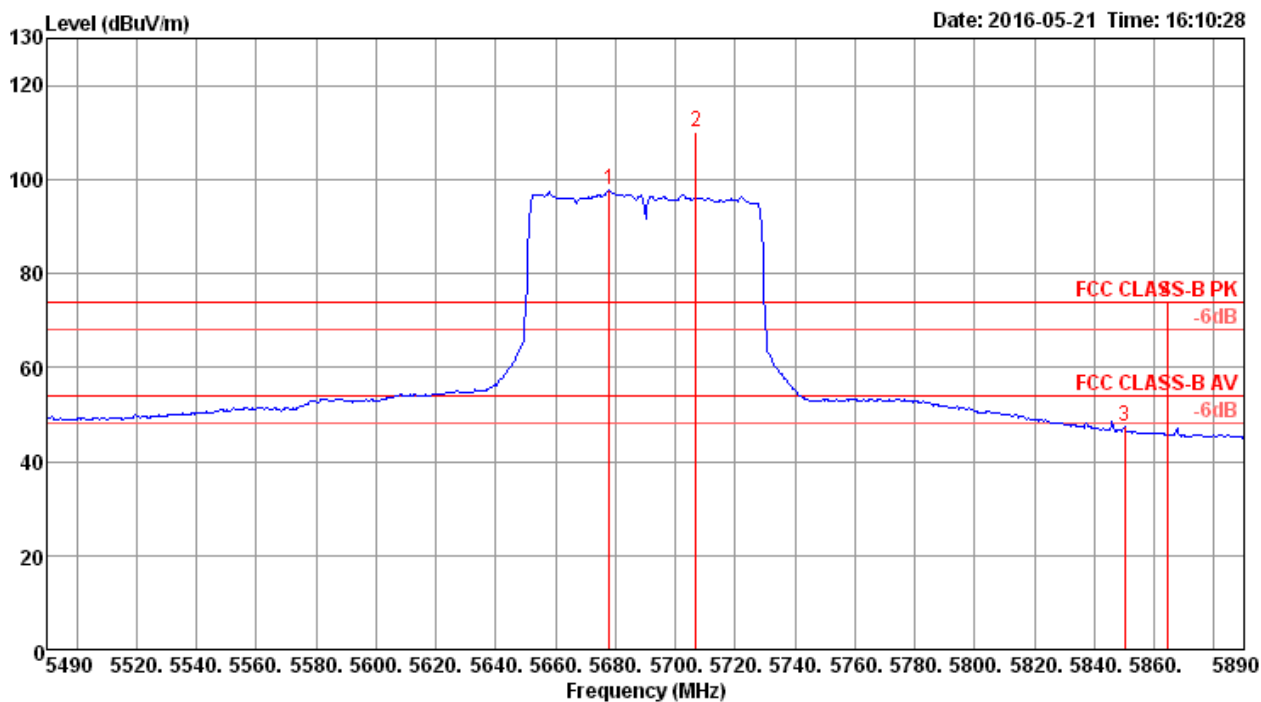


	Freq	Level	Limit	Over	Read	Cable	Antenna	Preamp	A/Pos	T/Pos	Remark	Pol/Phase
	MHz	dBuV/m	dBuV/m	dB	dBuV	dB	dB/m	dB	cm	deg		
1	5108.00	62.52	74.00	-11.48	53.98	7.92	33.67	33.05	178	23	Peak	VERTICAL
2	5150.00	46.40	54.00	-7.60	37.75	7.96	33.74	33.05	178	23	Average	VERTICAL
3	5323.00	95.62			86.56	8.11	34.01	33.06	178	23	Average	VERTICAL
4	5325.00	107.38			98.29	8.12	34.03	33.06	178	23	Average	VERTICAL
5	5355.00	53.07	54.00	-0.93	43.90	8.15	34.08	33.06	178	23	Average	VERTICAL
6	5369.00	71.27	74.00	-2.73	62.10	8.15	34.08	33.06	178	23	Peak	VERTICAL

Item 3, 4 are the fundamental frequency at 5290 MHz.

Note: Both antenna polarizations have been tested and only the worst case was recorded in test report.

Channel 138



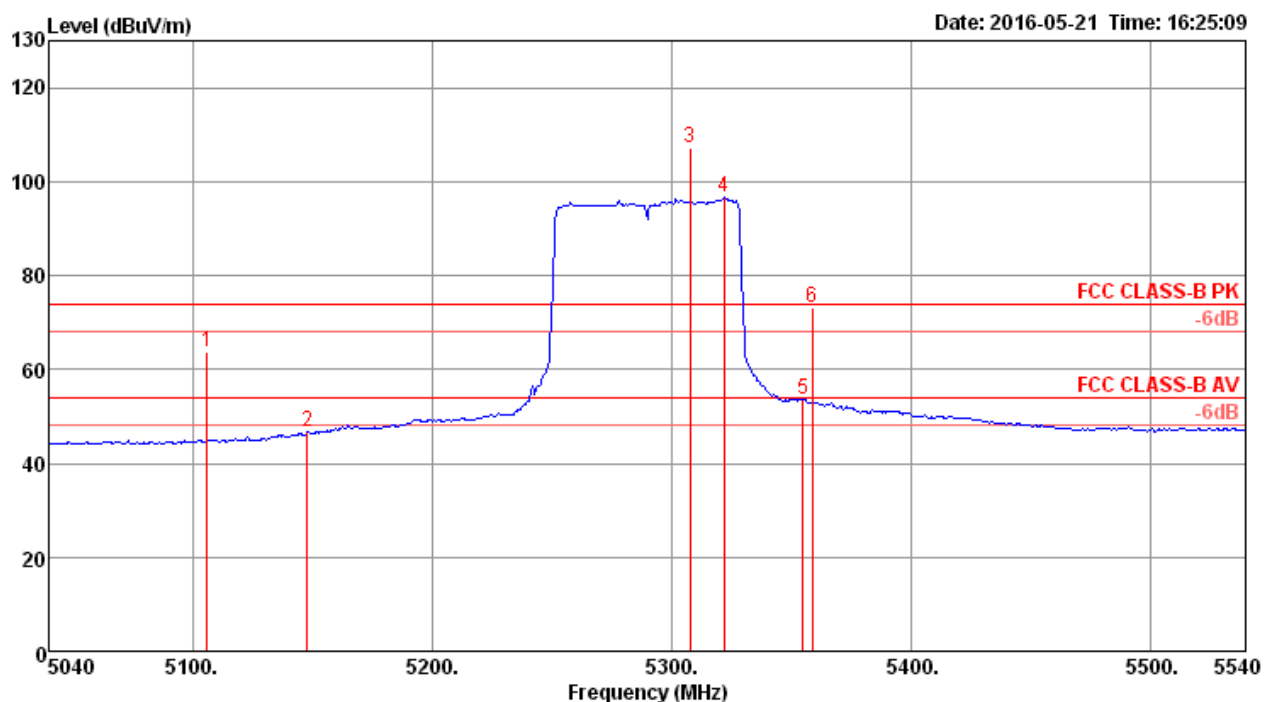
	Freq	Level	Limit	Over	Read	Cable	Antenna	Preamp	A/Pos	T/Pos	Remark	Pol/Phase
	MHz	dBuV/m	dBuV/m	dB	dBuV	dB	dB/m	dB	cm	deg		
1	5678.00	97.81			88.18	8.34	34.41	33.12	176	22	Average	VERTICAL
2	5706.80	109.95			100.30	8.35	34.43	33.13	176	22	Peak	VERTICAL
3	5850.00	47.49	54.00	-6.51	37.73	8.42	34.51	33.17	176	22	Average	VERTICAL
4	5864.40	73.78	74.00	-0.22	64.02	8.42	34.52	33.18	176	22	Peak	VERTICAL

Item 1, 2 are the fundamental frequency at 5690 MHz.

Note: Both antenna polarizations have been tested and only the worst case was recorded in test report.

Temperature	22°C	Humidity	56%
Test Engineer	Peter Wu & Gary Chu	Configurations	IEEE 802.11ac MCS0/Nss2 VHT80+80 Type 7 / CH 58+155 / Chain 1 + Chain 2 + Chain 3 + Chain 4
Test Mode	Mode 3		

Channel 58

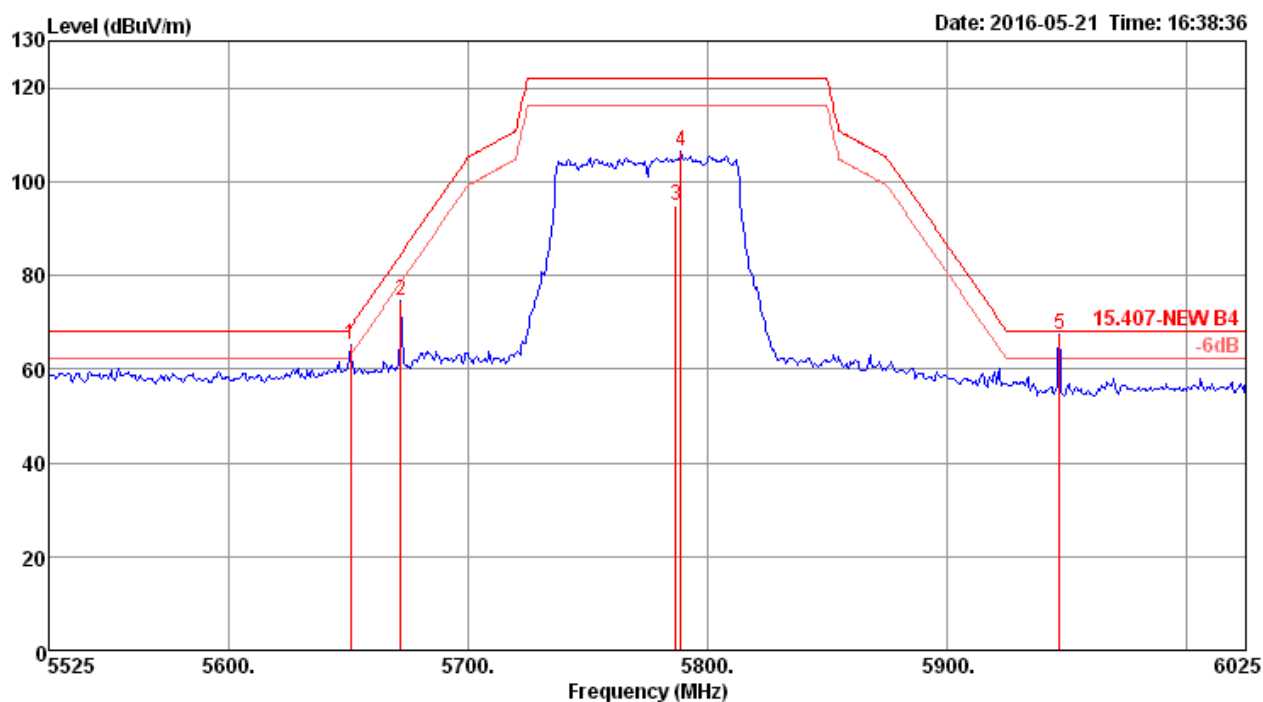


	Freq	Level	Limit	Over	Read	CableAntenna	Preamp	A/Pos	T/Pos	Remark	Pol/Phase
	MHz	dBuV/m	Line	Limit	Level	Loss	Factor	Factor			
	MHz	dBuV/m	dBuV/m	dB	dBuV	dB	dB/m	dB	cm	deg	
1	5106.00	63.62	74.00	-10.38	55.08	7.92	33.67	33.05	175	22 Peak	VERTICAL
2	5148.00	46.59	54.00	-7.41	37.94	7.96	33.74	33.05	175	22 Average	VERTICAL
3	5308.00	107.10			98.04	8.11	34.01	33.06	175	22 Peak	VERTICAL
4	5322.00	96.54			87.48	8.11	34.01	33.06	175	22 Average	VERTICAL
5	5355.00	53.65	54.00	-0.35	44.48	8.15	34.08	33.06	175	22 Average	VERTICAL
6	5359.00	73.23	74.00	-0.77	64.06	8.15	34.08	33.06	175	22 Peak	VERTICAL

Item 3, 4 are the fundamental frequency at 5290 MHz.

Note: Both antenna polarizations have been tested and only the worst case was recorded in test report.

Channel 155



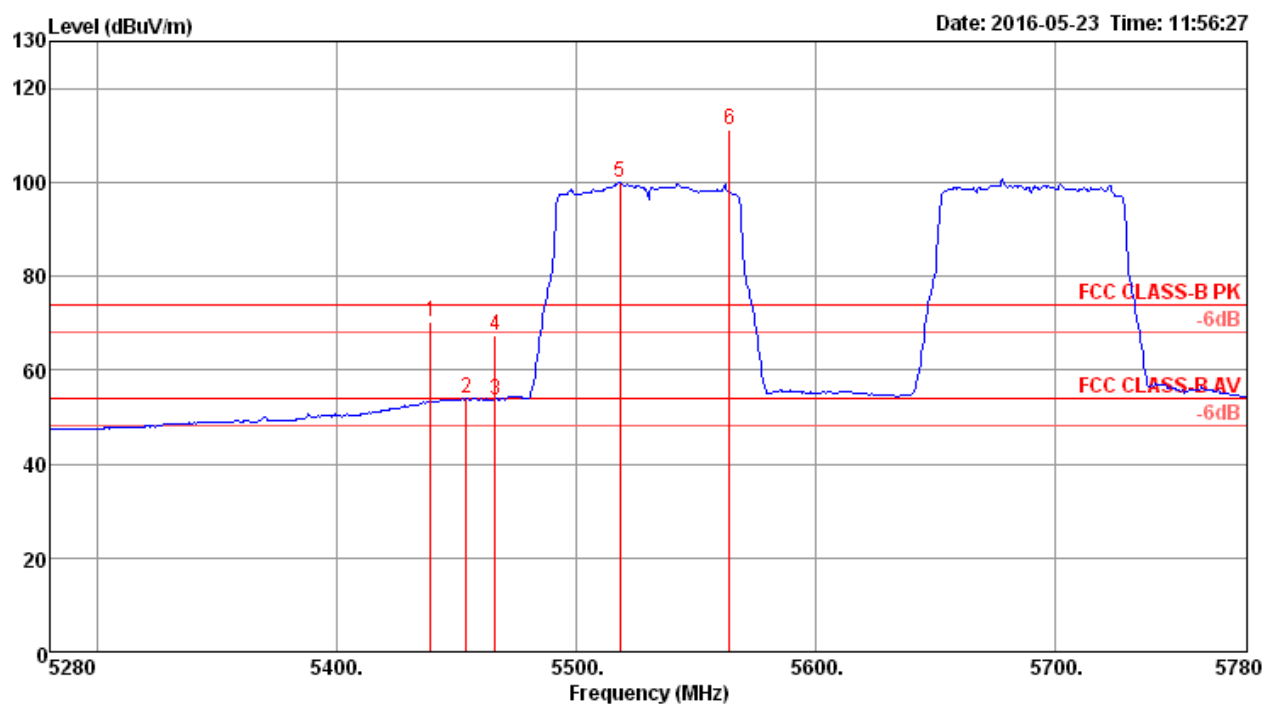
	Freq	Level	Limit	Over	Read	CableAntenna	Preamp	A/Pos	T/Pos	Remark	Pol/Phase
	MHz	dBuV/m	dBuV/m	dB	dBuV	Loss	Factor	Factor	cm	deg	
1	5651.00	65.04	68.94	-3.90	55.44	8.32	34.39	33.11	173	11 Peak	VERTICAL
2	5672.00	74.71	84.52	-9.81	65.10	8.33	34.40	33.12	173	11 Peak	VERTICAL
3	5787.00	94.80			85.09	8.39	34.47	33.15	173	11 Average	VERTICAL
4	5789.00	106.39			96.66	8.40	34.48	33.15	173	11 Peak	VERTICAL
5	5947.00	67.36	68.20	-0.84	57.54	8.45	34.57	33.20	173	11 Peak	VERTICAL

Item 3, 4 are the fundamental frequency at 5775 MHz.

Note: Both antenna polarizations have been tested and only the worst case was recorded in test report.

Temperature	22°C	Humidity	56%
Test Engineer	Peter Wu & Gary Chu	Configurations	IEEE 802.11ac MCS0/Nss2 VHT80+80 Type 8 / CH 106+138 / Chain 1 + Chain 2 + Chain 3 + Chain 4
Test Mode	Mode 3		

Channel 106

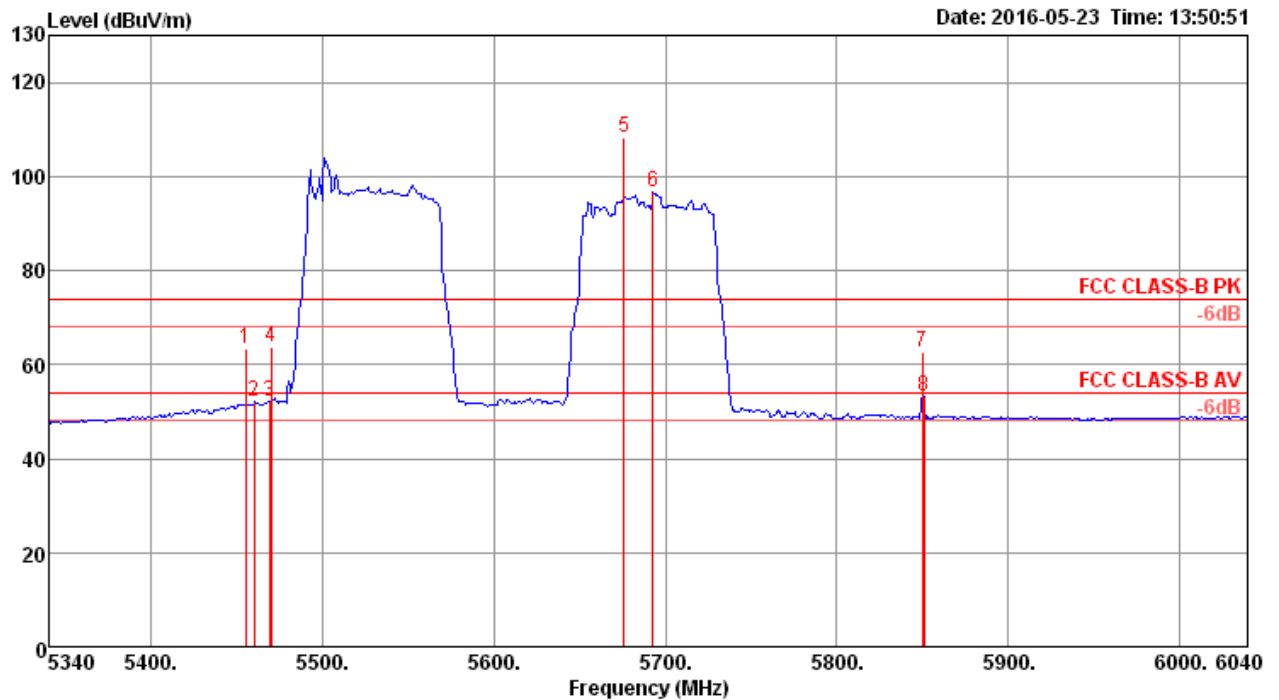


	Freq	Level	Limit	Over	Read	CableAntenna	Preamp	A/Pos	T/Pos	Remark	Pol/Phase
	MHz	dBuV/m	Line	Limit	Level	Loss	Factor	Factor	cm	deg	
1	5439.00	70.22	74.00	-3.78	58.56	10.52	34.20	33.06	158	4 Peak	VERTICAL
2	5454.00	53.84	54.00	-0.16	42.11	10.56	34.23	33.06	158	4 Average	VERTICAL
3	5466.00	53.77	54.00	-0.23	41.99	10.59	34.25	33.06	158	4 Average	VERTICAL
4	5466.00	67.43	74.00	-6.57	55.65	10.59	34.25	33.06	158	4 Peak	VERTICAL
5	5518.00	100.05			88.12	10.69	34.31	33.07	158	4 Average	VERTICAL
6	5564.00	111.11			99.06	10.79	34.34	33.08	158	4 Peak	VERTICAL

Item 5, 6 are the fundamental frequency at 5530 MHz.

Note: Both antenna polarizations have been tested and only the worst case was recorded in test report.

Channel 138



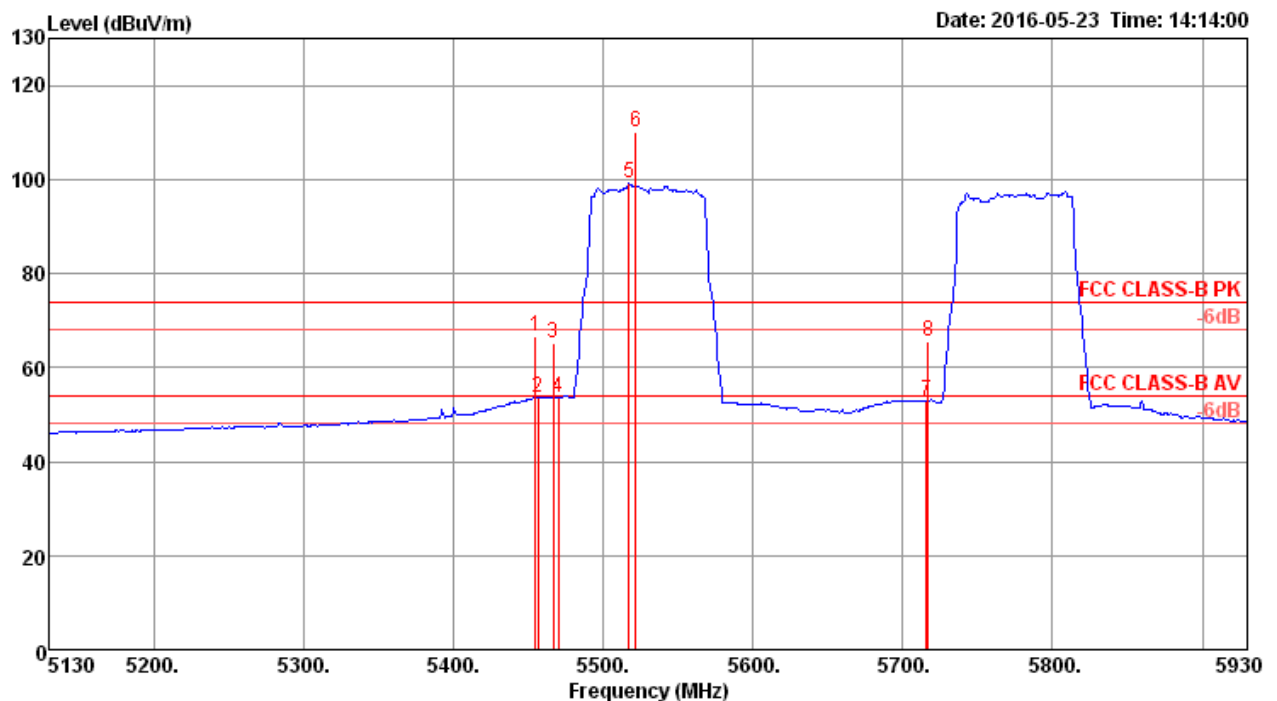
	Freq	Level	Limit	Over	Read	CableAntenna	Preamp	A/Pos	T/Pos	Remark	Pol/Phase
	MHz	dBuV/m	dBuV/m	dB	dBuV	dB	dB/m	dB	cm	deg	
1	5454.80	63.44	74.00	-10.56	51.71	10.56	34.23	33.06	188	351 Peak	HORIZONTAL
2	5460.00	52.02	54.00	-1.98	40.29	10.56	34.23	33.06	188	351 Average	HORIZONTAL
3	5468.60	52.06	54.00	-1.94	40.28	10.59	34.25	33.06	188	351 Average	HORIZONTAL
4	5470.00	63.66	74.00	-10.34	51.88	10.59	34.25	33.06	188	351 Peak	HORIZONTAL
5	5675.80	108.29			96.19	10.81	34.41	33.12	188	351 Peak	HORIZONTAL
6	5692.80	96.61			84.52	10.80	34.42	33.13	188	351 Average	HORIZONTAL
7	5850.00	62.49	74.00	-11.51	50.25	10.90	34.51	33.17	188	351 Peak	HORIZONTAL
8	5851.00	53.13	54.00	-0.87	40.89	10.90	34.51	33.17	188	351 Average	HORIZONTAL

Item 5, 6 are the fundamental frequency at 5690 MHz.

Note: Both antenna polarizations have been tested and only the worst case was recorded in test report.

Temperature	22°C	Humidity	56%
Test Engineer	Peter Wu & Gary Chu	Configurations	IEEE 802.11ac MCS0/Nss2 VHT80+80 Type 9 / CH 106+155 / Chain 1 + Chain 2 + Chain 3 + Chain 4
Test Mode	Mode 3		

Channel 106

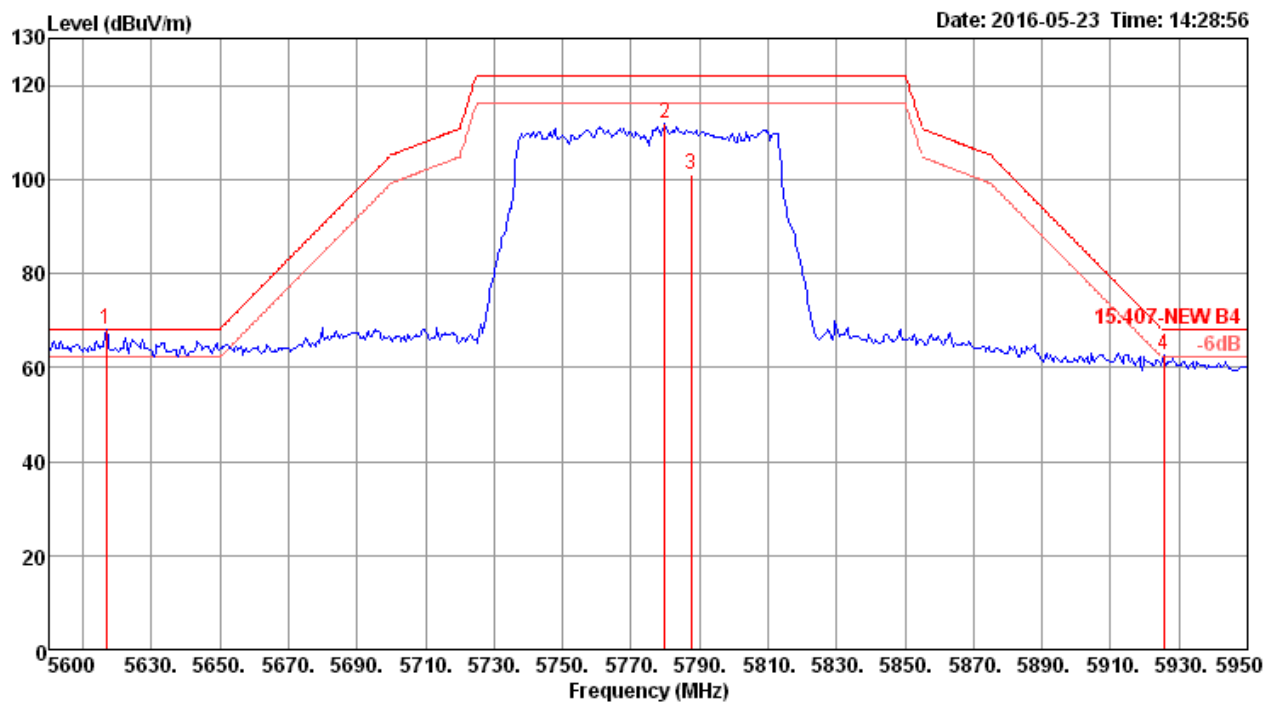


	Freq	Level	Limit	Over	Read	Cable	Antenna	Preamp	A/Pos	T/Pos	Remark	Pol/Phase
	MHz	dBuV/m	dBuV/m	dB	dBuV	dB	dB/m	dB	cm	deg		
1	5454.80	66.69	74.00	-7.31	54.96	10.56	34.23	33.06	178	10	Peak	VERTICAL
2	5456.40	53.66	54.00	-0.34	41.93	10.56	34.23	33.06	178	10	Average	VERTICAL
3	5466.80	65.07	74.00	-8.93	53.29	10.59	34.25	33.06	178	10	Peak	VERTICAL
4	5470.00	53.58	54.00	-0.42	41.80	10.59	34.25	33.06	178	10	Average	VERTICAL
5	5517.20	99.24			87.31	10.69	34.31	33.07	178	10	Average	VERTICAL
6	5522.00	110.05			98.12	10.69	34.31	33.07	178	10	Peak	VERTICAL
7	5716.00	52.94	54.00	-1.06	40.86	10.78	34.43	33.13	178	10	Average	VERTICAL
8	5716.80	65.61	74.00	-8.39	53.53	10.78	34.43	33.13	178	10	Peak	VERTICAL

Item 5, 6 are the fundamental frequency at 5530 MHz.

Note: Both antenna polarizations have been tested and only the worst case was recorded in test report.

Channel 155



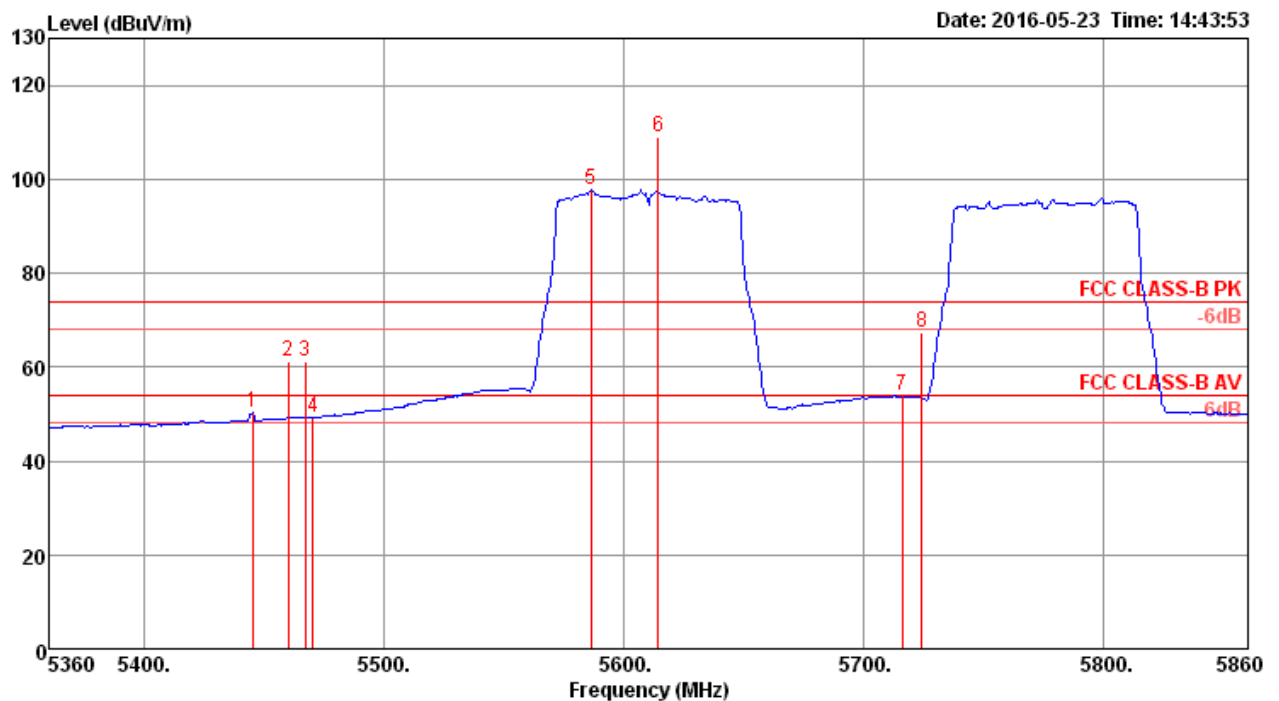
	Freq	Level	Limit	Over	Read	CableAntenna	Preamp	A/Pos	T/Pos	Remark	Pol/Phase
	MHz	dBuV/m	dBuV/m	dB	dBuV	dB	dB/m	dB	cm	deg	
1	5616.80	68.08	68.20	-0.12	55.96	10.85	34.37	33.10	175	357 Peak	VERTICAL
2	5779.90	111.72			99.66	10.74	34.47	33.15	175	357 Peak	VERTICAL
3	5787.60	101.05			88.99	10.74	34.47	33.15	175	357 Average	VERTICAL
4	5925.50	62.69	68.20	-5.51	50.13	11.20	34.56	33.20	175	357 Peak	VERTICAL

Item 2, 3 are the fundamental frequency at 5775 MHz.

Note: Both antenna polarizations have been tested and only the worst case was recorded in test report.

Temperature	22°C	Humidity	56%
Test Engineer	Peter Wu & Gary Chu	Configurations	IEEE 802.11ac MCS0/Nss2 VHT80+80 Type 10 / CH 122+155 / Chain 1 + Chain 2 + Chain 3 + Chain 4
Test Mode	Mode 3		

Channel 122

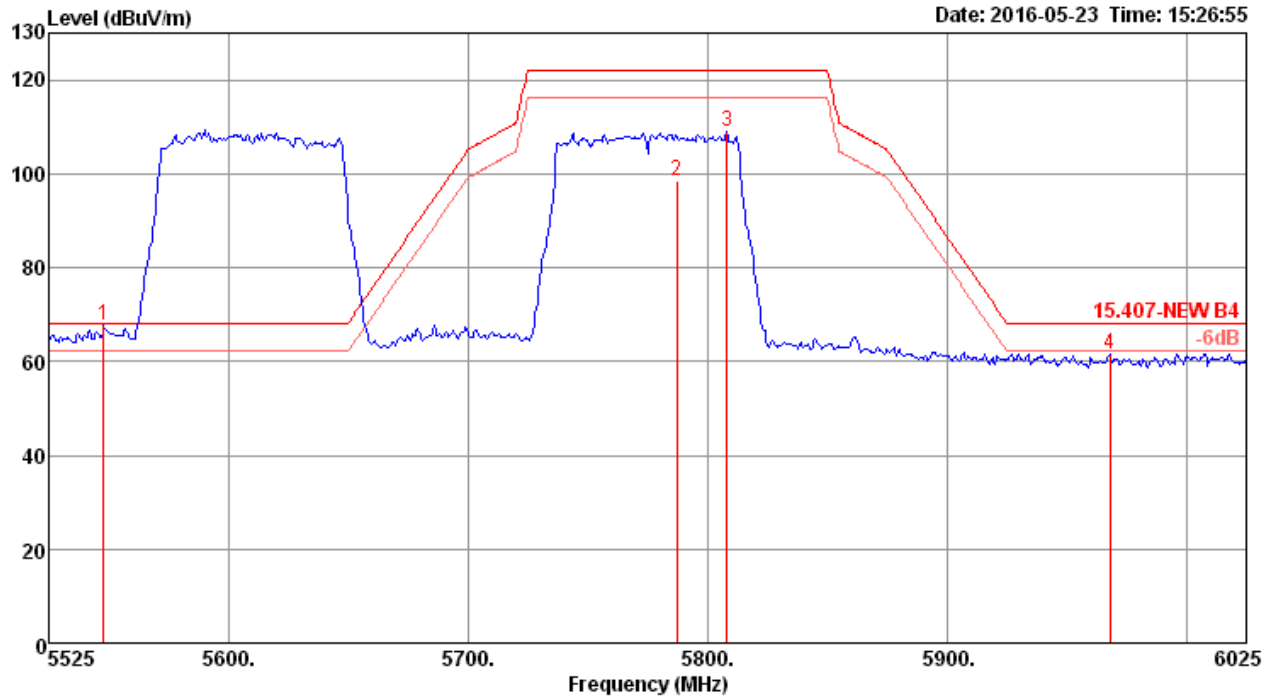


	Freq	Level	Limit	Over	Read	Cable	Antenna	Preamp	A/Pos	T/Pos	Remark	Pol/Phase
	MHz	dBuV/m	dBuV/m	dB	dBuV	dB	dB/m	dB	cm	deg		
1	5445.00	50.17	54.00	-3.83	38.51	10.52	34.20	33.06	167	0	Average	VERTICAL
2	5460.00	61.37	74.00	-12.63	49.64	10.56	34.23	33.06	167	0	Peak	VERTICAL
3	5467.00	61.35	74.00	-12.65	49.57	10.59	34.25	33.06	167	0	Peak	VERTICAL
4	5470.00	49.28	54.00	-4.72	37.50	10.59	34.25	33.06	167	0	Average	VERTICAL
5	5586.00	97.80			85.71	10.83	34.35	33.09	167	0	Average	VERTICAL
6	5614.00	109.13			97.01	10.85	34.37	33.10	167	0	Peak	VERTICAL
7	5716.00	53.80	54.00	-0.20	41.72	10.78	34.43	33.13	167	0	Average	VERTICAL
8	5724.00	67.50	74.00	-6.50	55.42	10.77	34.44	33.13	167	0	Peak	VERTICAL

Item 5, 6 are the fundamental frequency at 5610 MHz.

Note: Both antenna polarizations have been tested and only the worst case was recorded in test report.

Channel 155



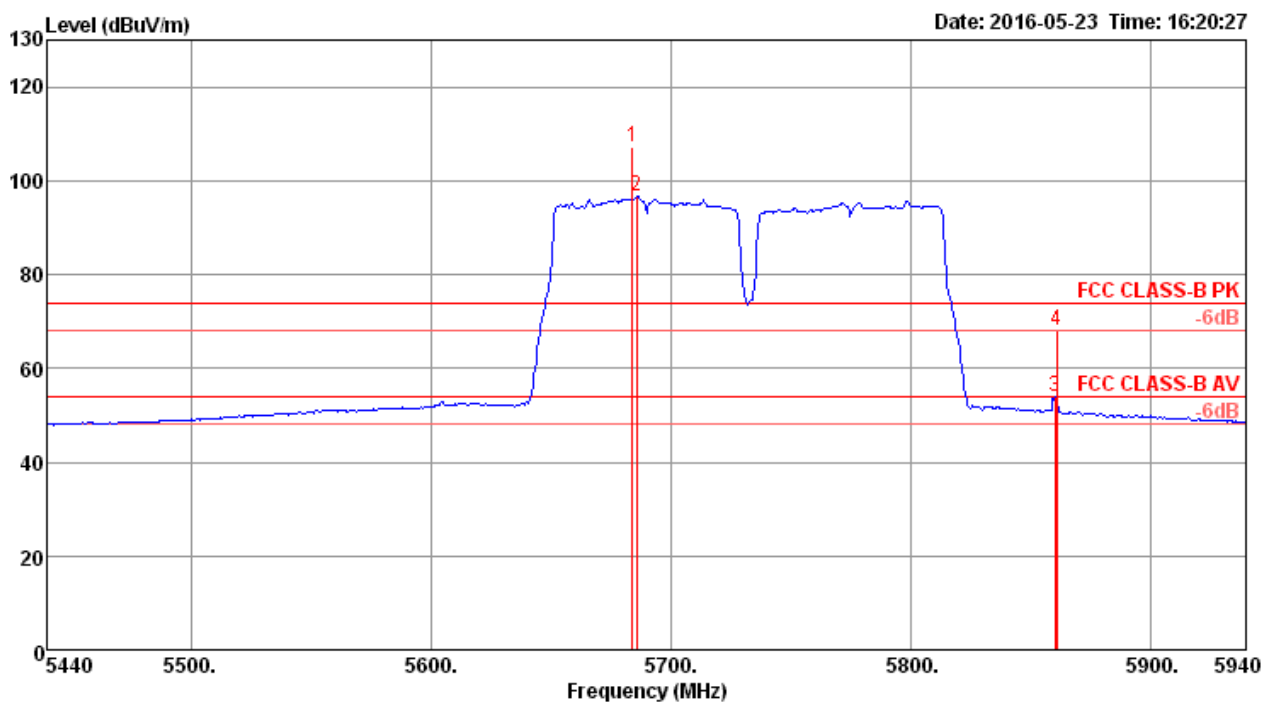
	Freq	Level	Limit	Over	Read	CableAntenna	Preamp	A/Pos	T/Pos	Remark	Pol/Phase
	MHz	dBuV/m	dBuV/m	dB	dBuV	dB	dB/m	dB	cm	deg	
1	5548.00	67.75	68.20	-0.45	55.74	10.76	34.33	33.08	178	0 Peak	VERTICAL
2	5787.40	98.66			86.60	10.74	34.47	33.15	178	0 Average	VERTICAL
3	5808.00	108.86			96.74	10.79	34.49	33.16	178	0 Peak	VERTICAL
4	5968.00	61.53	68.20	-6.67	48.85	11.31	34.58	33.21	178	0 Peak	VERTICAL

Item 2, 3 are the fundamental frequency at 5775 MHz.

Note: Both antenna polarizations have been tested and only the worst case was recorded in test report.

Temperature	22°C	Humidity	56%
Test Engineer	Peter Wu & Gary Chu	Configurations	IEEE 802.11ac MCS0/Nss2 VHT80+80 Type 11 / CH 138+155 / Chain 1 + Chain 2 + Chain 3 + Chain 4
Test Mode	Mode 3		

Channel 138

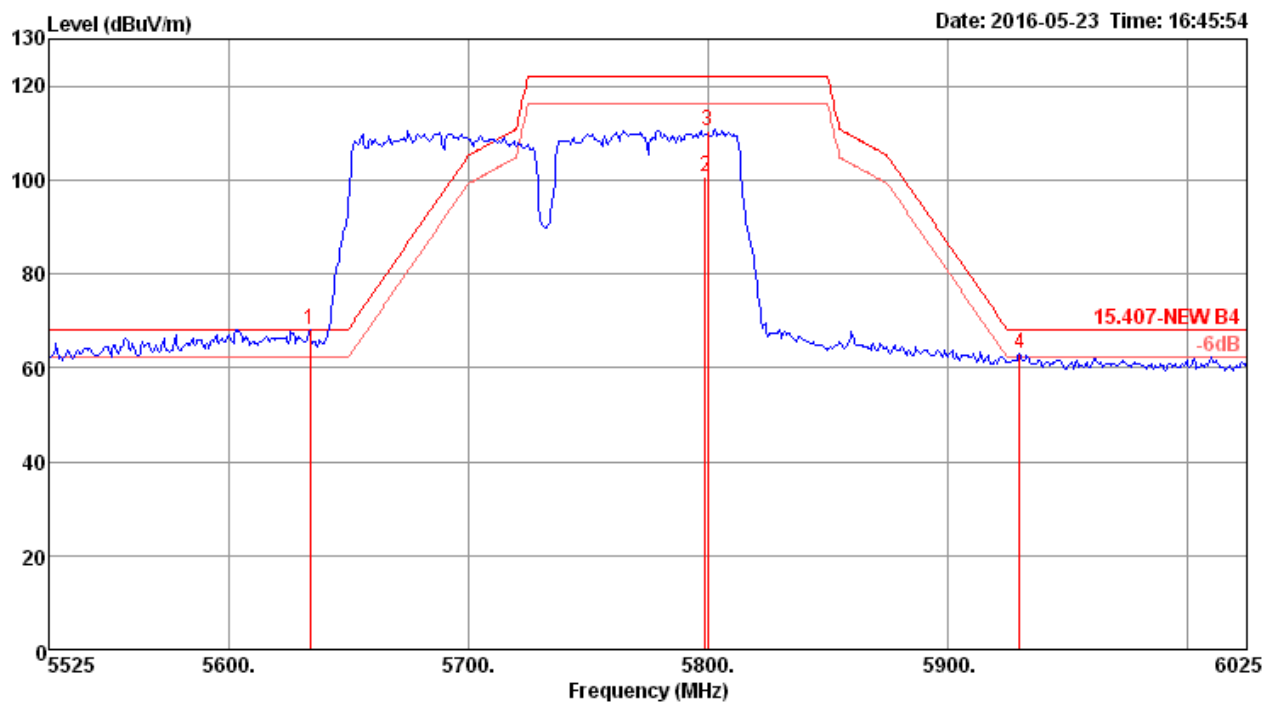


	Freq	Level	Limit	Over	Read	Cable	Antenna	Preamp	A/Pos	T/Pos	Remark	Pol/Phase
	MHz	dBuV/m	dBuV/m	dB	dBuV	dB	dB/m	dB	cm	deg		
1	5684.00	107.21			95.11	10.81	34.41	33.12	174	5	Peak	VERTICAL
2	5686.00	96.75			84.65	10.81	34.41	33.12	174	5	Average	VERTICAL
3	5860.50	53.94	54.00	-0.06	41.64	10.96	34.52	33.18	174	5	Average	VERTICAL
4	5861.00	67.96	74.00	-6.04	55.66	10.96	34.52	33.18	174	5	Peak	VERTICAL

Item 1, 2 are the fundamental frequency at 5690 MHz.

Note: Both antenna polarizations have been tested and only the worst case was recorded in test report.

Channel 155



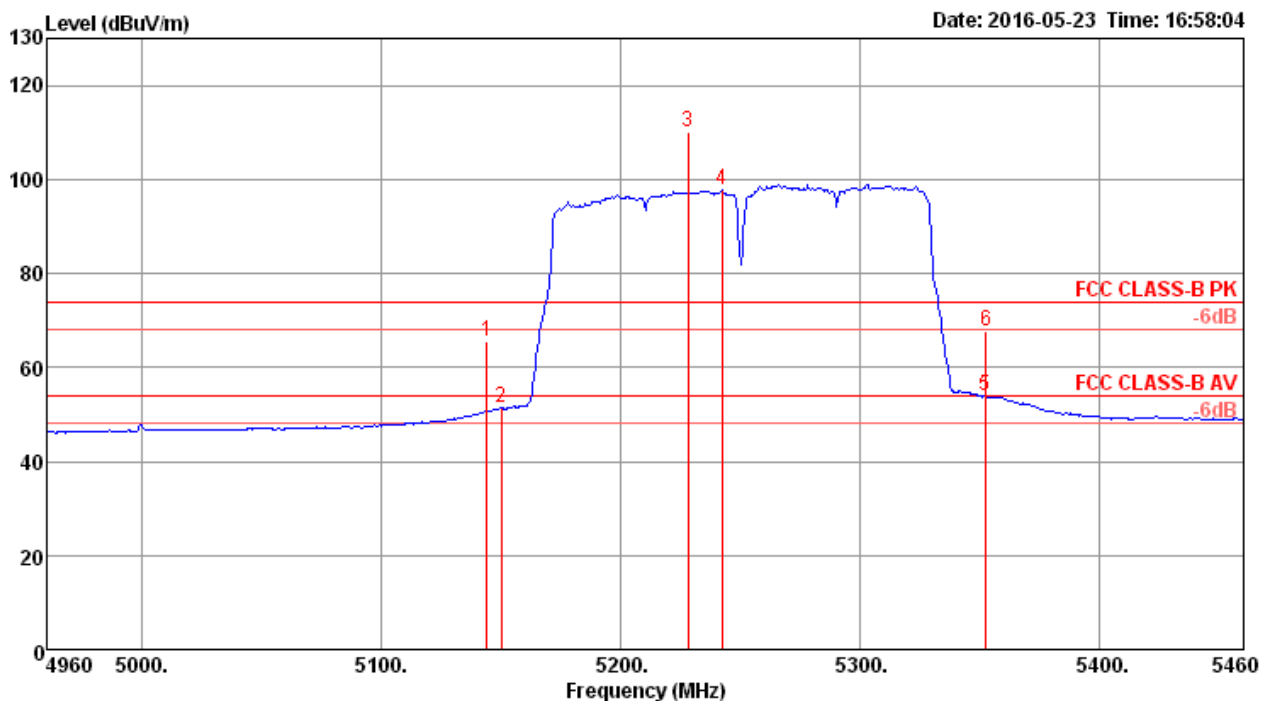
	Freq	Level	Limit	Over	Read	CableAntenna	Preamp	A/Pos	T/Pos	Remark	Pol/Phase
	MHz	dBuV/m	dBuV/m	dB	dBuV	dB	dB/m	dB	cm	deg	
1	5634.00	68.11	68.20	-0.09	56.00	10.84	34.38	33.11	167	0 Peak	HORIZONTAL
2	5799.00	100.78			88.72	10.73	34.48	33.15	167	0 Average	HORIZONTAL
3	5800.00	110.38			98.32	10.73	34.48	33.15	167	0 Peak	HORIZONTAL
4	5930.00	63.02	68.20	-5.18	50.46	11.20	34.56	33.20	167	0 Peak	HORIZONTAL

Item 2, 3 are the fundamental frequency at 5775 MHz.

Note: Both antenna polarizations have been tested and only the worst case was recorded in test report.

Temperature	22°C	Humidity	56%
Test Engineer	Peter Wu & Gary Chu	Configurations	IEEE 802.11ac MCS0/Nss2 VHT80+80 Type 12 / CH 42+58 / Chain 1 + Chain 2 + Chain 3 + Chain 4
Test Mode	Mode 3		

Channel 42

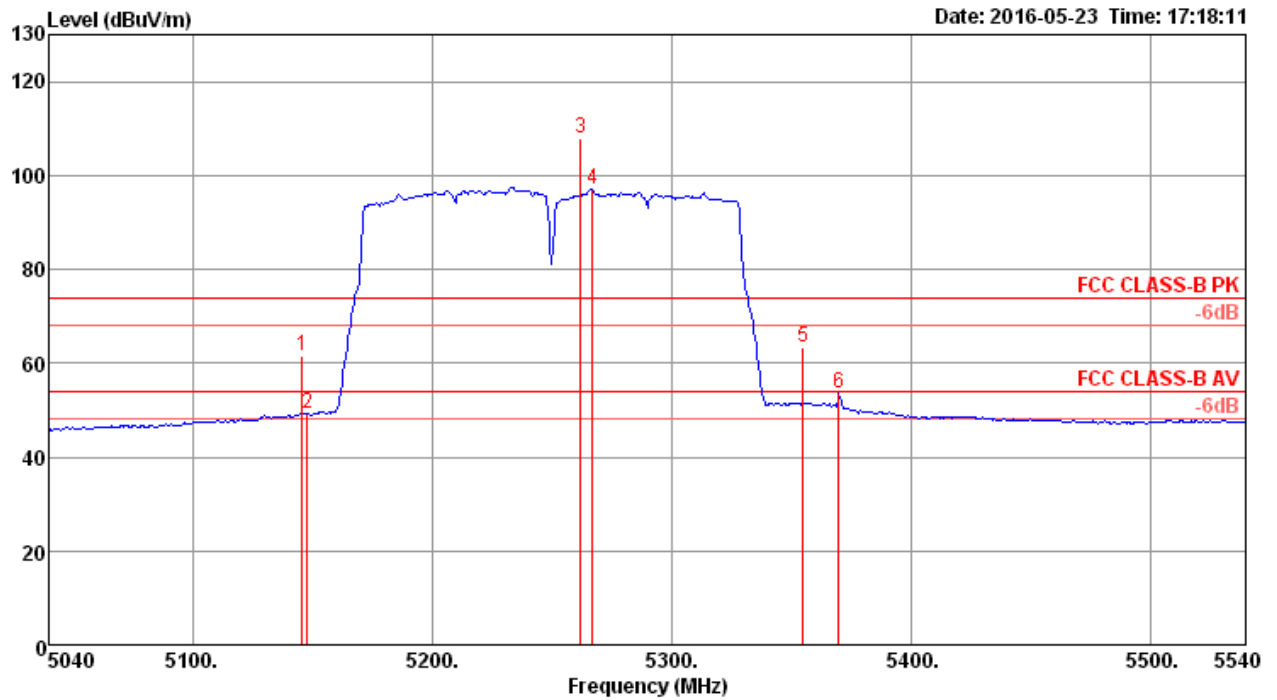


	Freq	Level	Limit	Over	Read	CableAntenna	Preamp	A/Pos	T/Pos	Remark	Pol/Phase
	MHz	dBuV/m	dBuV/m	dB	dBuV	dB	dB/m	dB	cm	deg	
1	5144.00	65.60	74.00	-8.40	54.48	10.43	33.74	33.05	174	0 Peak	VERTICAL
2	5150.00	51.49	54.00	-2.51	40.37	10.43	33.74	33.05	174	0 Average	VERTICAL
3	5228.00	110.02			98.74	10.47	33.86	33.05	174	0 Peak	VERTICAL
4	5242.00	97.70			86.40	10.47	33.89	33.06	174	0 Average	VERTICAL
5	5352.00	53.94	54.00	-0.06	42.51	10.43	34.06	33.06	174	0 Average	VERTICAL
6	5352.50	67.85	74.00	-6.15	56.42	10.43	34.06	33.06	174	0 Peak	VERTICAL

Item 3, 4 are the fundamental frequency at 5210 MHz.

Note: Both antenna polarizations have been tested and only the worst case was recorded in test report.

Channel 58



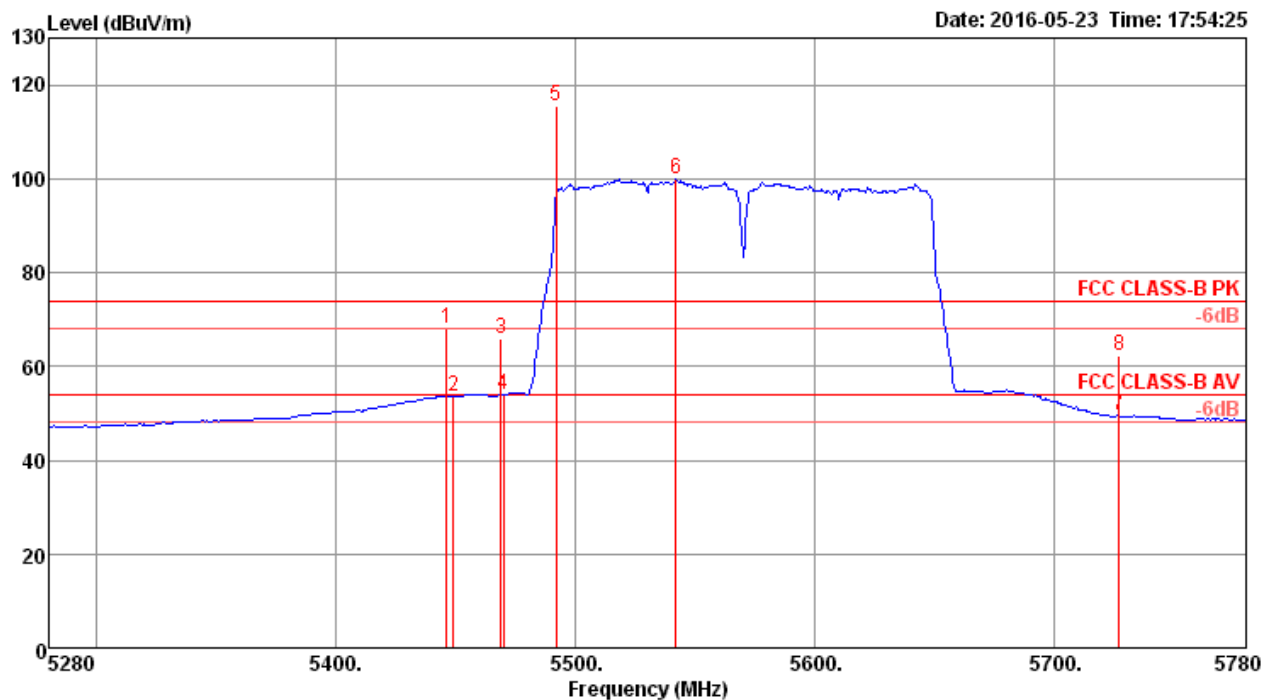
	Freq	Level	Limit	Over	Read	Cable	Antenna	Preamp	A/Pos	T/Pos	Remark	Pol/Phase
	MHz	dBuV/m	dBuV/m	dB	dBuV	dB	dB/m	dB	cm	deg		
1	5146.00	61.67	74.00	-12.33	50.55	10.43	33.74	33.05	169	0	Peak	HORIZONTAL
2	5148.00	49.17	54.00	-4.83	38.05	10.43	33.74	33.05	169	0	Average	HORIZONTAL
3	5262.00	107.93			96.62	10.46	33.91	33.06	169	0	Peak	HORIZONTAL
4	5267.00	97.19			85.85	10.46	33.94	33.06	169	0	Average	HORIZONTAL
5	5355.00	63.37	74.00	-10.63	51.92	10.43	34.08	33.06	169	0	Peak	HORIZONTAL
6	5370.00	53.53	54.00	-0.47	42.06	10.42	34.11	33.06	169	0	Average	HORIZONTAL

Item 3, 4 are the fundamental frequency at 5290 MHz.

Note: Both antenna polarizations have been tested and only the worst case was recorded in test report.

Temperature	22°C	Humidity	56%
Test Engineer	Peter Wu & Gary Chu	Configurations	IEEE 802.11ac MCS0/Nss2 VHT80+80 Type 13 / CH 106+122 / Chain 1 + Chain 2 + Chain 3 + Chain 4
Test Mode	Mode 3		

Channel 106

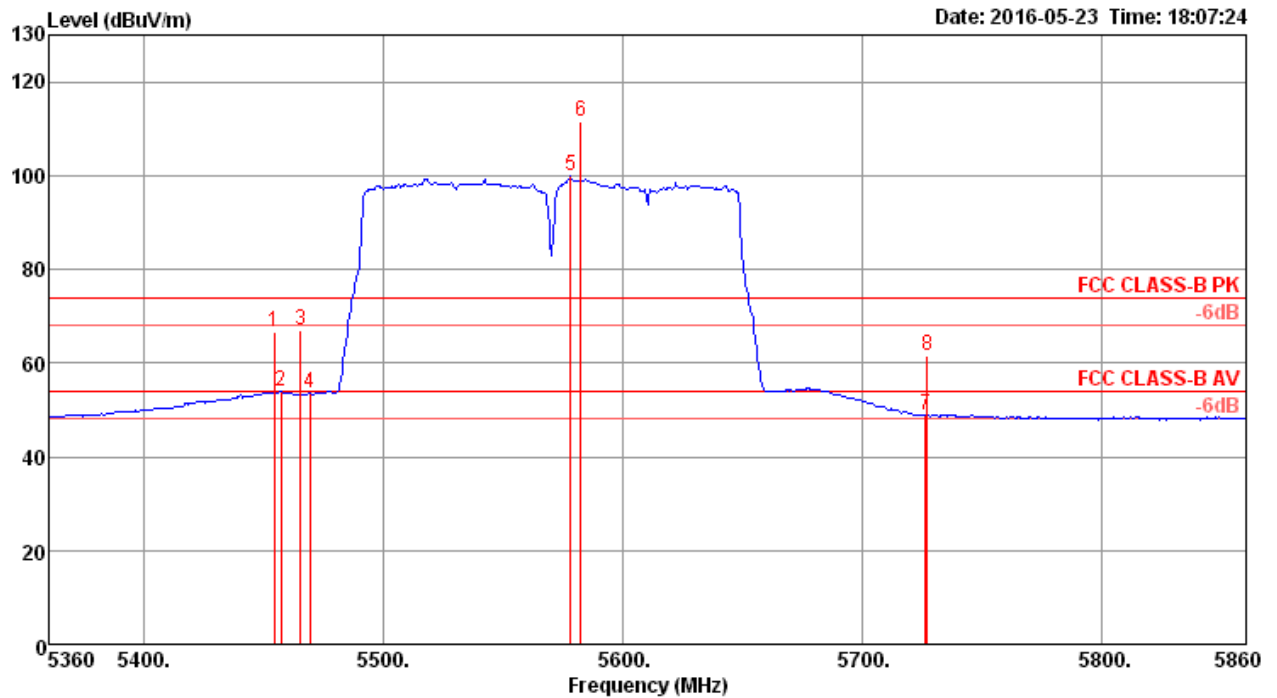


	Freq	Level	Limit	Over	Read	Cable	Antenna	Preamp	A/Pos	T/Pos	Remark	Pol/Phase
	MHz	dBuV/m	dBuV/m	dB	dBuV	dB	dB/m	dB	cm	deg		
1	5446.00	68.13	74.00	-5.87	56.47	10.52	34.20	33.06	171	4	Peak	VERTICAL
2	5449.00	53.73	54.00	-0.27	42.00	10.56	34.23	33.06	171	4	Average	VERTICAL
3	5469.00	66.01	74.00	-7.99	54.23	10.59	34.25	33.06	171	4	Peak	VERTICAL
4	5470.00	53.97	54.00	-0.03	42.19	10.59	34.25	33.06	171	4	Average	VERTICAL
5	5492.00	115.56			103.72	10.62	34.28	33.06	171	4	Peak	VERTICAL
6	5542.00	99.99			88.03	10.72	34.32	33.08	171	4	Average	VERTICAL
7	5727.00	49.54	54.00	-4.46	37.47	10.77	34.44	33.14	171	4	Average	VERTICAL
8	5727.00	62.21	74.00	-11.79	50.14	10.77	34.44	33.14	171	4	Peak	VERTICAL

Item 5, 6 are the fundamental frequency at 5530 MHz.

Note: Both antenna polarizations have been tested and only the worst case was recorded in test report.

Channel 122



	Freq	Level	Limit	Over	Read	Cable	Antenna	Preamp	A/Pos	T/Pos	Remark	Pol/Phase
	MHz	dBuV/m	dBuV/m	dB	dBuV	dB	dB/m	dB	cm	deg		
1	5454.00	66.54	74.00	-7.46	54.81	10.56	34.23	33.06	175	0	Peak	VERTICAL
2	5457.00	53.87	54.00	-0.13	42.14	10.56	34.23	33.06	175	0	Average	VERTICAL
3	5465.00	67.12	74.00	-6.88	55.34	10.59	34.25	33.06	175	0	Peak	VERTICAL
4	5469.00	53.69	54.00	-0.31	41.91	10.59	34.25	33.06	175	0	Average	VERTICAL
5	5578.00	99.81			87.71	10.83	34.35	33.08	175	0	Average	VERTICAL
6	5582.00	111.49			99.40	10.83	34.35	33.09	175	0	Peak	VERTICAL
7	5726.00	48.92	54.00	-5.08	36.84	10.77	34.44	33.13	175	0	Average	VERTICAL
8	5727.00	61.63	74.00	-12.37	49.56	10.77	34.44	33.14	175	0	Peak	VERTICAL

Item 5, 6 are the fundamental frequency at 5610 MHz.

Note: Both antenna polarizations have been tested and only the worst case was recorded in test report.

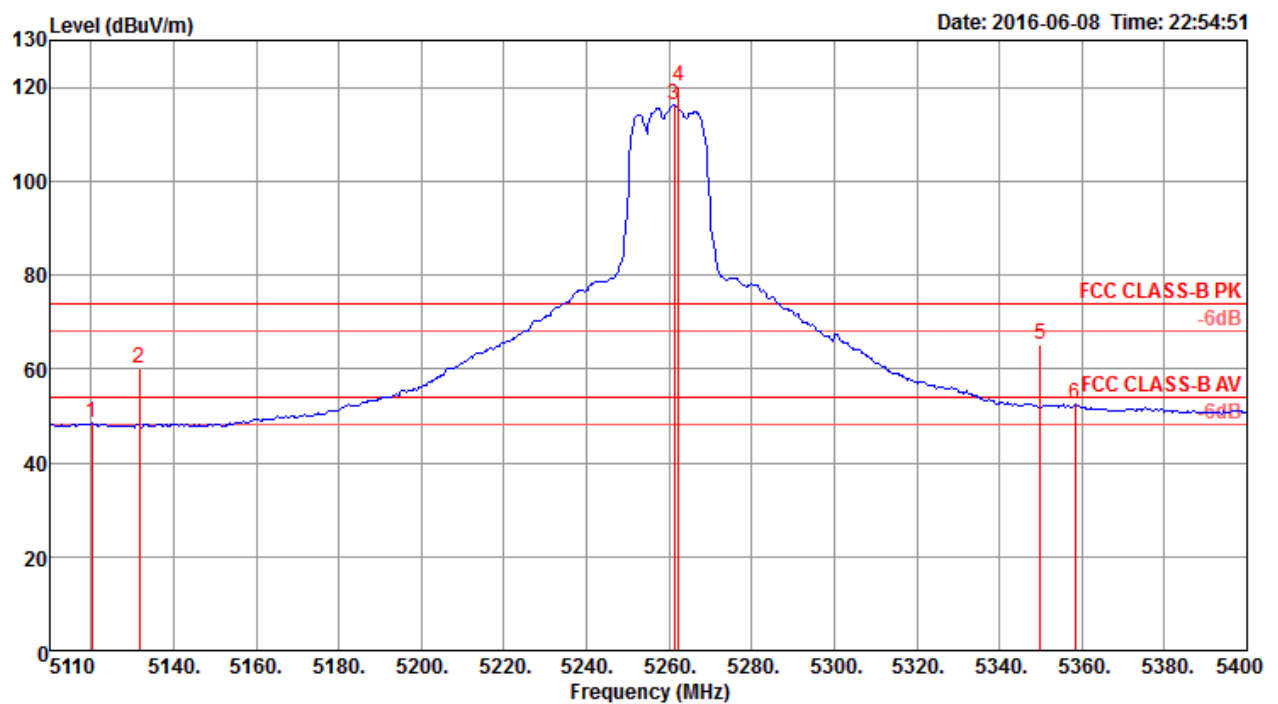
Note:

Emission level (dBuV/m) = 20 log Emission level (uV/m)

Corrected Reading: Antenna Factor + Cable Loss + Read Level - Preamp Factor = Level

Temperature	22°C	Humidity	56%
Test Engineer	Peter Wu & Gary Chu	Configurations	IEEE 802.11ac MCS0/Nss1 VHT20 CH 52, 60, 64 / Chain 1 + Chain 2 + Chain 3 + Chain 4
Test Mode	Mode 4		

Channel 52

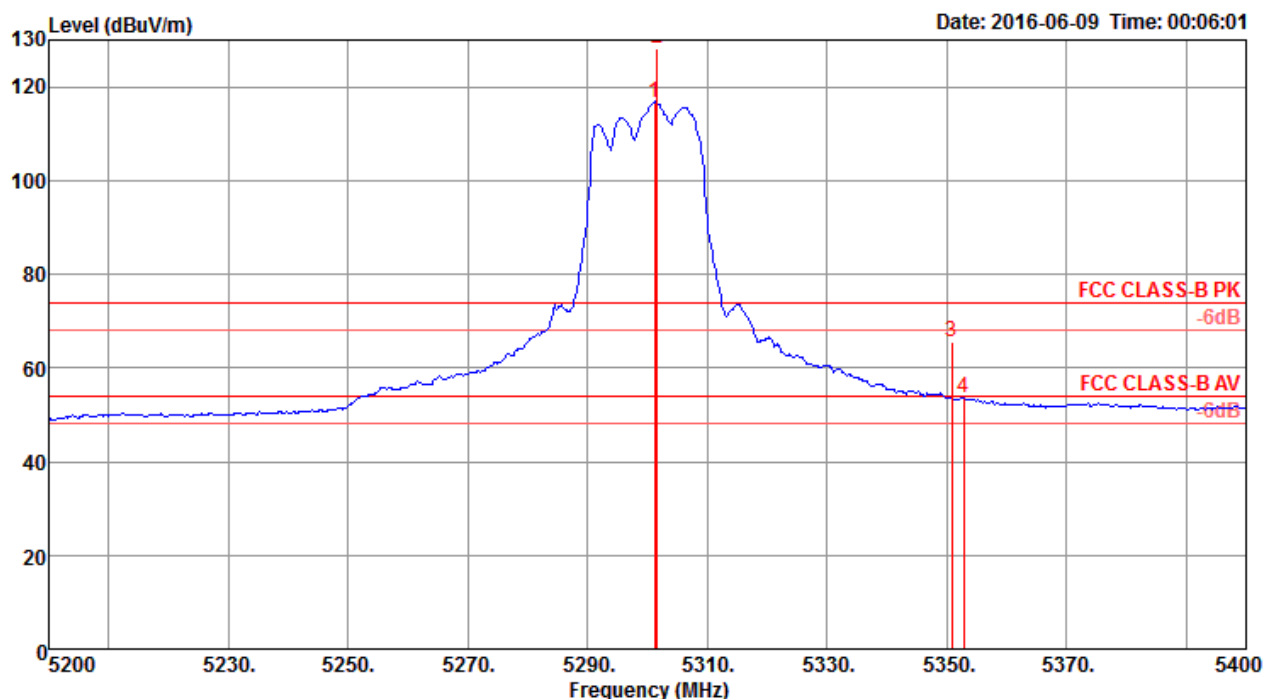


	Freq	Level	Limit	Over	Read	Cable	Antenna	Preamp	A/Pos	T/Pos	Remark	Pol/Phase
	MHz	dBuV/m	dBuV/m	dB	dBuV	dB	dB/m	dB	cm	deg		
1	5120.20	48.39	54.00	-5.61	41.74	7.85	33.27	34.47	180	180	Average	HORIZONTAL
2	5131.60	60.19	74.00	-13.81	53.49	7.88	33.29	34.47	180	180	Peak	HORIZONTAL
3	5261.20	116.21			109.28	7.94	33.46	34.47	180	180	Average	HORIZONTAL
4	5262.40	120.28			113.34	7.93	33.48	34.47	180	180	Peak	HORIZONTAL
5	5350.00	65.02	74.00	-8.98	58.01	7.89	33.59	34.47	180	180	Peak	HORIZONTAL
6	5358.40	52.36	54.00	-1.64	45.34	7.88	33.61	34.47	180	180	Average	HORIZONTAL

Item 3, 4 are the fundamental frequency at 5260 MHz.

Note: Both antenna polarizations have been tested and only the worst case was recorded in test report.

Channel 60

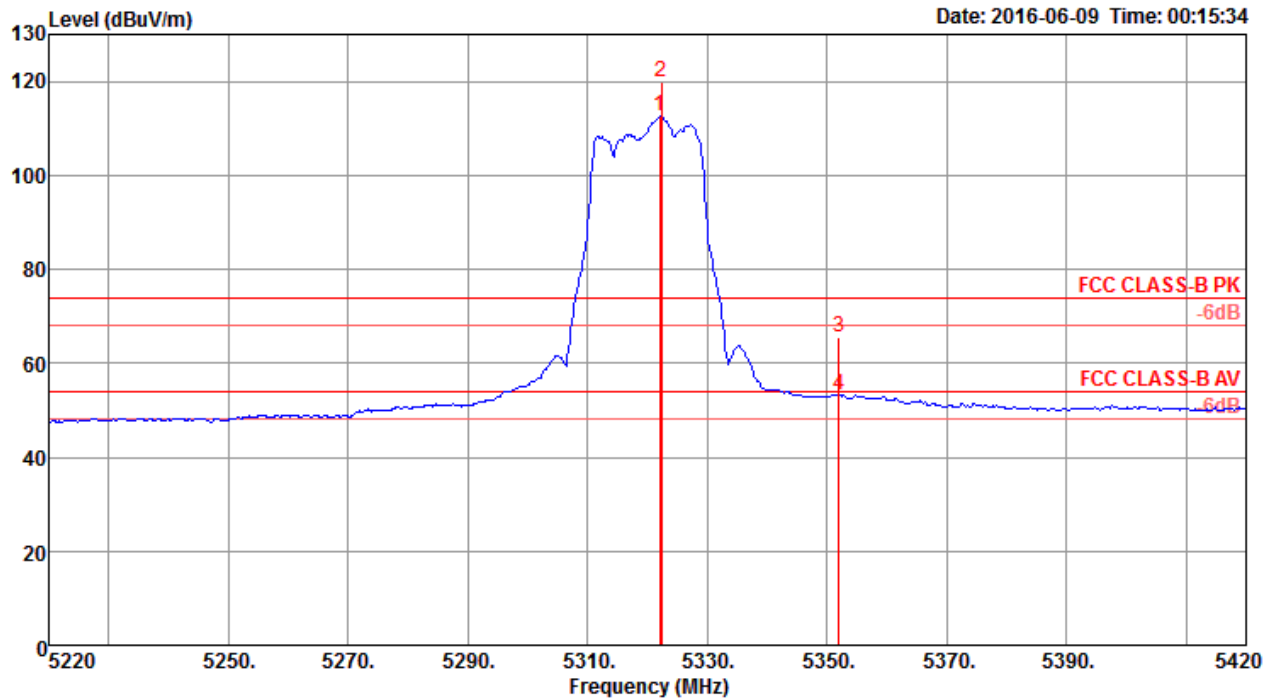


	Freq	Level	Limit	Over	Read	Cable	Antenna	Preamp	A/Pos	T/Pos	Remark	Pol/Phase
	MHz	dBuV/m	dBuV/m	dB	dBuV	dB	dB/m	dB	cm	deg		
1	5301.20	116.78			109.82	7.91	33.52	34.47	176	180	Average	HORIZONTAL
2	5301.60	128.08			121.12	7.91	33.52	34.47	176	180	Peak	HORIZONTAL
3	5350.80	65.45	74.00	-8.55	58.44	7.89	33.59	34.47	176	180	Peak	HORIZONTAL
4	5352.80	53.75	54.00	-0.25	46.74	7.89	33.59	34.47	176	180	Average	HORIZONTAL

Item 1, 2 are the fundamental frequency at 5300 MHz.

Note: Both antenna polarizations have been tested and only the worst case was recorded in test report.

Channel 64



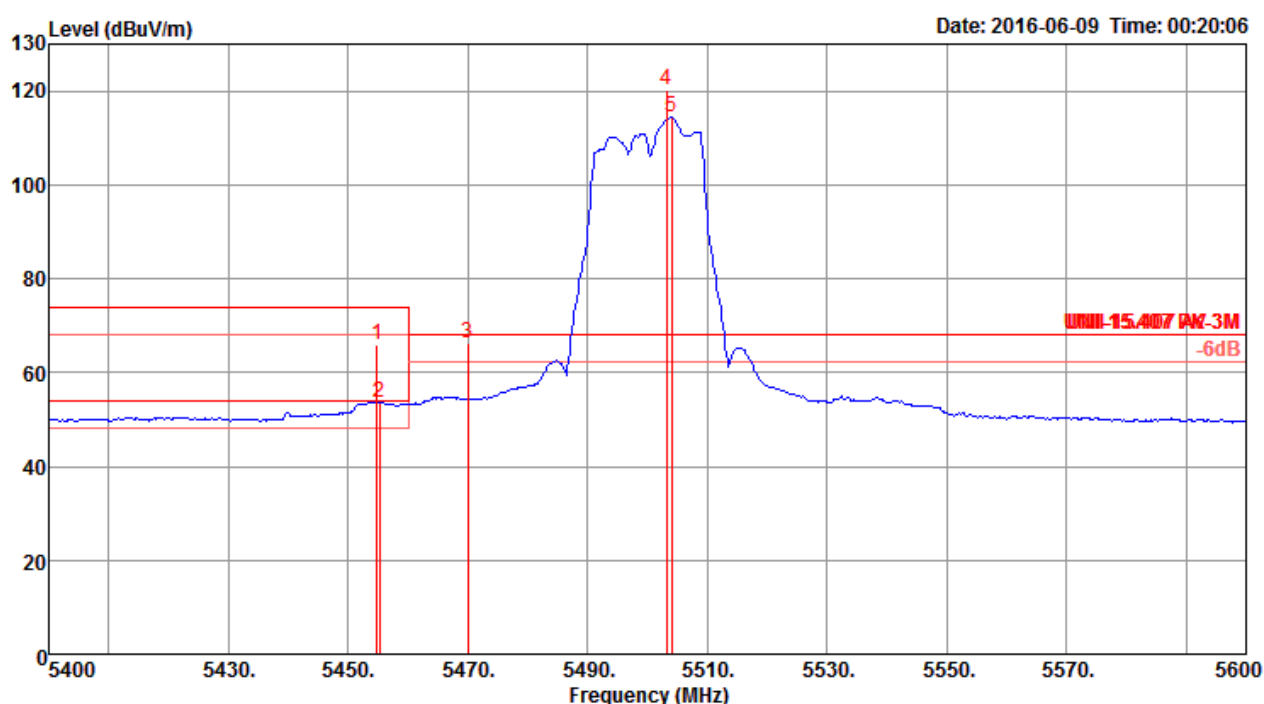
	Freq	Level	Limit	Over	Read	CableAntenna	Preamp	A/Pos	T/Pos	Remark	Pol/Phase
	MHz	dBuV/m	dBuV/m	dB	dBuV	dB	dB/m	dB	cm	deg	
1	5322.00	112.68			105.69	7.91	33.55	34.47	177	180	Average
2	5322.40	119.99			113.00	7.91	33.55	34.47	177	180	Peak
3	5352.00	65.61	74.00	-8.39	58.60	7.89	33.59	34.47	177	180	Peak
4	5352.00	53.38	54.00	-0.62	46.37	7.89	33.59	34.47	177	180	Average

Item 1, 2 are the fundamental frequency at 5320 MHz.

Note: Both antenna polarizations have been tested and only the worst case was recorded in test report.

Temperature	22°C	Humidity	56%
Test Engineer	Peter Wu & Gary Chu	Configurations	IEEE 802.11ac MCS0/Nss1 VHT20 CH 100, 116, 140 / Chain 1 + Chain 2 + Chain 3 + Chain 4
Test Mode	Mode 4		

Channel 100

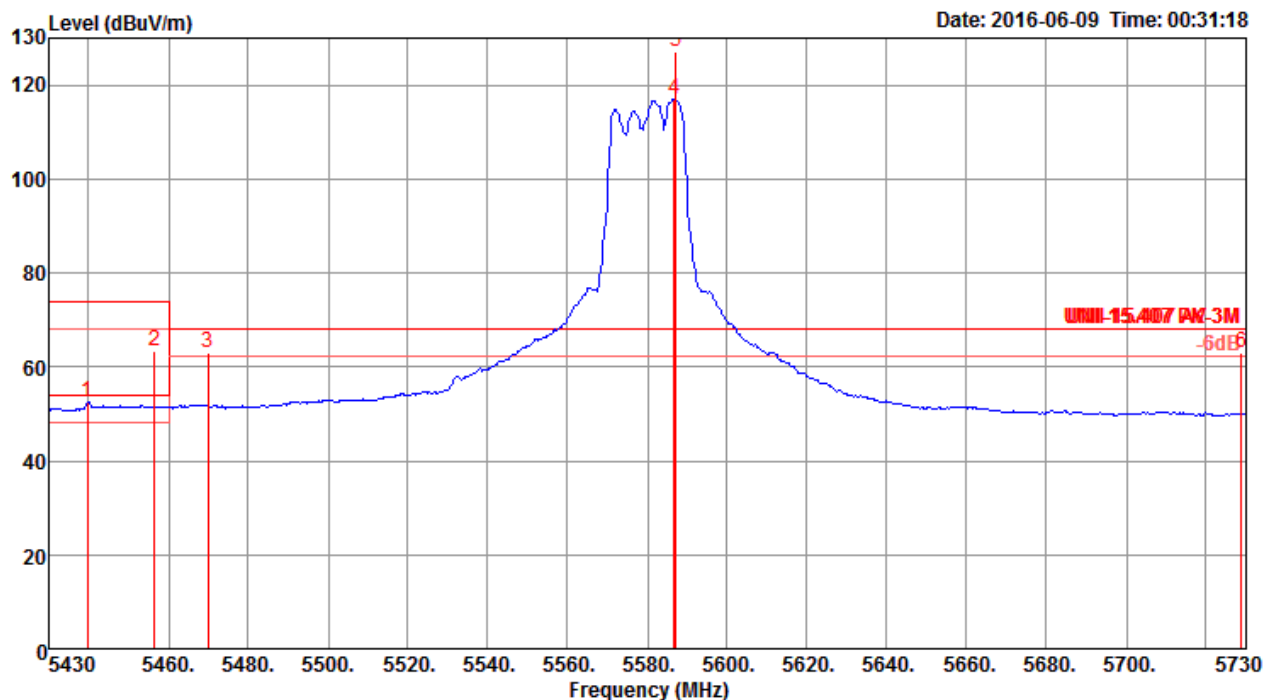


	Freq	Level	Limit	Over	Read	Cable	Antenna	Preamp	A/Pos	T/Pos	Remark	Pol/Phase
	MHz	dBuV/m	dBuV/m	dB	dBuV	dB	dB/m	dB	cm	deg		
1	5454.80	65.73	74.00	-8.27	58.57	7.89	33.74	34.47	175	181	Peak	HORIZONTAL
2	5455.20	53.74	54.00	-0.26	46.58	7.89	33.74	34.47	175	181	Average	HORIZONTAL
3	5470.00	66.34	68.20	-1.86	59.15	7.90	33.76	34.47	175	181	Peak	HORIZONTAL
4	5503.20	120.40			113.16	7.91	33.80	34.47	175	181	Peak	HORIZONTAL
5	5504.00	114.26			107.02	7.91	33.80	34.47	175	181	Average	HORIZONTAL

Item 4, 5 are the fundamental frequency at 5500 MHz.

Note: Both antenna polarizations have been tested and only the worst case was recorded in test report.

Channel 116

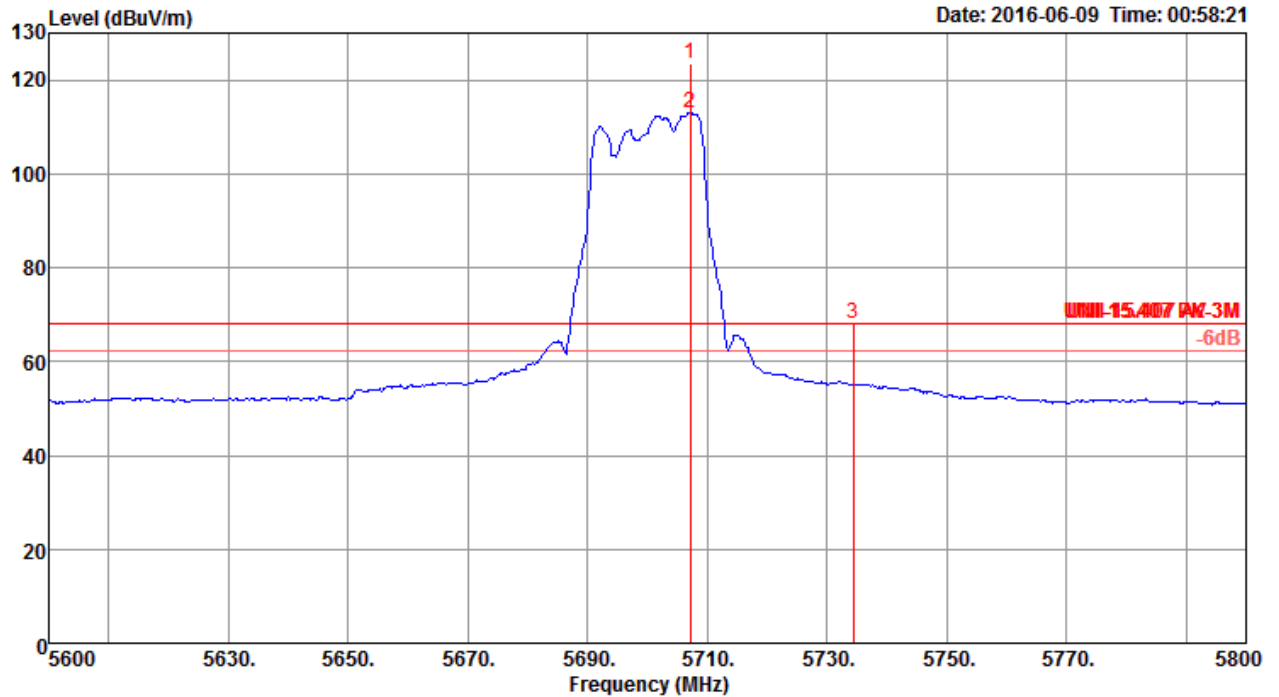


	Freq	Level	Limit	Over	Read	CableAntenna	Preamp	A/Pos	T/Pos	Remark	Pol/Phase
	MHz	dBuV/m	dBuV/m	dB	dBuV	dB	dB/m	dB	cm	deg	
1	5439.60	52.64	54.00	-1.36	45.51	7.88	33.72	34.47	178	179 Average	HORIZONTAL
2	5456.40	63.20	74.00	-10.80	56.04	7.89	33.74	34.47	178	179 Peak	HORIZONTAL
3	5470.00	63.18	68.20	-5.02	55.99	7.90	33.76	34.47	178	179 Peak	HORIZONTAL
4	5586.60	116.92			109.42	7.94	34.05	34.49	178	179 Average	HORIZONTAL
5	5587.20	127.21			119.71	7.94	34.05	34.49	178	179 Peak	HORIZONTAL
6	5728.80	63.08	68.20	-5.12	55.23	7.87	34.50	34.52	178	179 Peak	HORIZONTAL

Item 4, 5 are the fundamental frequency at 5580 MHz.

Note: Both antenna polarizations have been tested and only the worst case was recorded in test report.

Channel 140



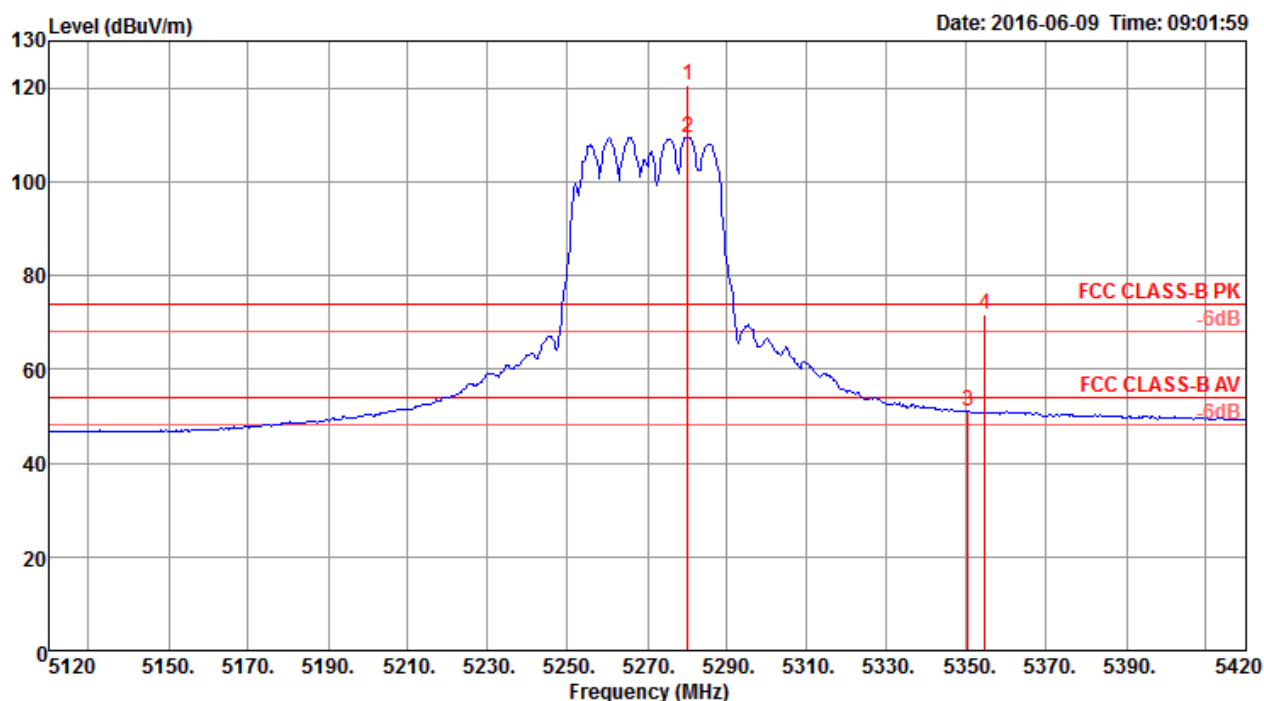
	Freq	Level	Limit	Over	Read	CableAntenna	Preampl	A/Pos	T/Pos	Remark	Pol/Phase
	MHz	dBuV/m	dBuV/m	dB	dBuV	dB	dB/m	dB	cm	deg	
1	5707.20	123.34			115.52	7.88	34.45	34.51	179	180	Peak
2	5707.20	113.02			105.20	7.88	34.45	34.51	179	180	Average
3	5734.40	68.13	68.20	-0.07	60.28	7.87	34.50	34.52	179	180	Peak

Item 1, 2 are the fundamental frequency at 5700 MHz.

Note: Both antenna polarizations have been tested and only the worst case was recorded in test report.

Temperature	22°C	Humidity	56%
Test Engineer	Peter Wu & Gary Chu	Configurations	IEEE 802.11ac MCS0/Nss1 VHT40 CH 54, 62 / Chain 1 + Chain 2 + Chain 3 + Chain 4
Test Mode	Mode 4		

Channel 54

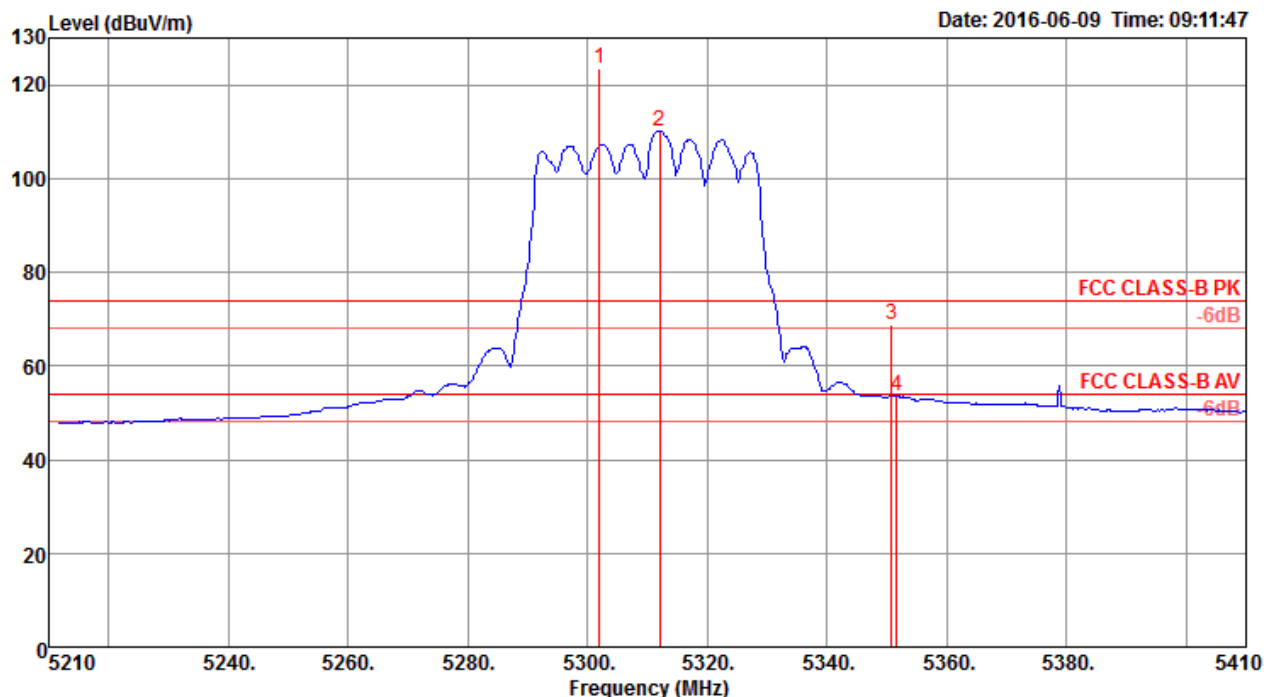


	Freq	Level	Limit	Over	Read	CableAntenna	Preamp	A/Pos	T/Pos	Remark	Pol/Phase
	MHz	dBuV/m	dBuV/m	dB	dBuV	dB	dB/m	dB	cm	deg	
1	5280.20	120.42			113.47	7.92	33.50	34.47	173	172	Peak
2	5280.20	109.44			102.49	7.92	33.50	34.47	173	172	Average
3	5350.40	51.08	54.00	-2.92	44.07	7.89	33.59	34.47	173	172	Average
4	5354.60	71.84	74.00	-2.16	64.82	7.88	33.61	34.47	173	172	Peak

Item 1, 2 are the fundamental frequency at 5270 MHz.

Note: Both antenna polarizations have been tested and only the worst case was recorded in test report.

Channel 62



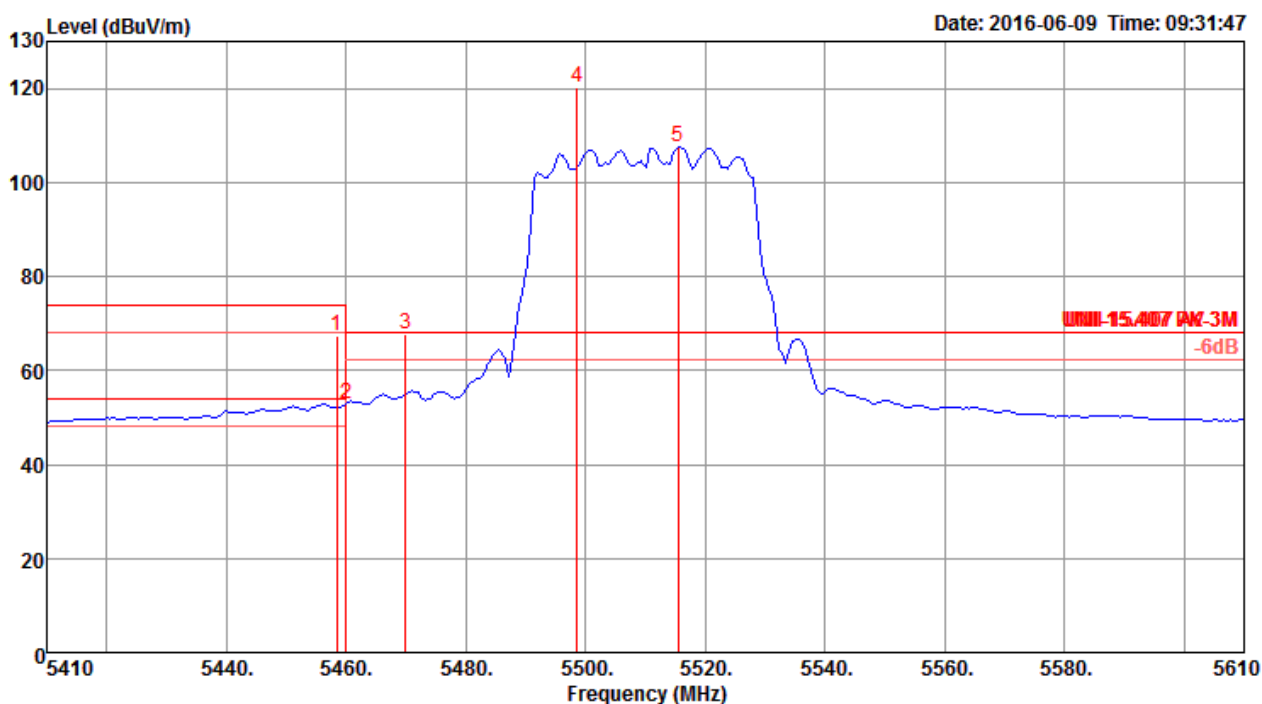
	Freq	Level	Limit	Over	Read	Cable	Antenna	Preamp	A/Pos	T/Pos	Remark	Pol/Phase
	MHz	dBuV/m	dBuV/m	dB	dBuV	dB	dB/m	dB	cm	deg		
1	5302.00	123.49			116.53	7.91	33.52	34.47	172	181	Peak	HORIZONTAL
2	5312.00	110.23			103.24	7.91	33.55	34.47	172	181	Average	HORIZONTAL
3	5350.80	68.82	74.00	-5.18	61.81	7.89	33.59	34.47	172	181	Peak	HORIZONTAL
4	5351.60	53.59	54.00	-0.41	46.58	7.89	33.59	34.47	172	181	Average	HORIZONTAL

Item 1, 2 are the fundamental frequency at 5310 MHz.

Note: Both antenna polarizations have been tested and only the worst case was recorded in test report.

Temperature	22°C	Humidity	56%
Test Engineer	Peter Wu & Gary Chu	Configurations	IEEE 802.11ac MCS0/Nss1 VHT40 CH 102, 110, 134 / Chain 1 + Chain 2 + Chain 3 + Chain 4
Test Mode	Mode 4		

Channel 102

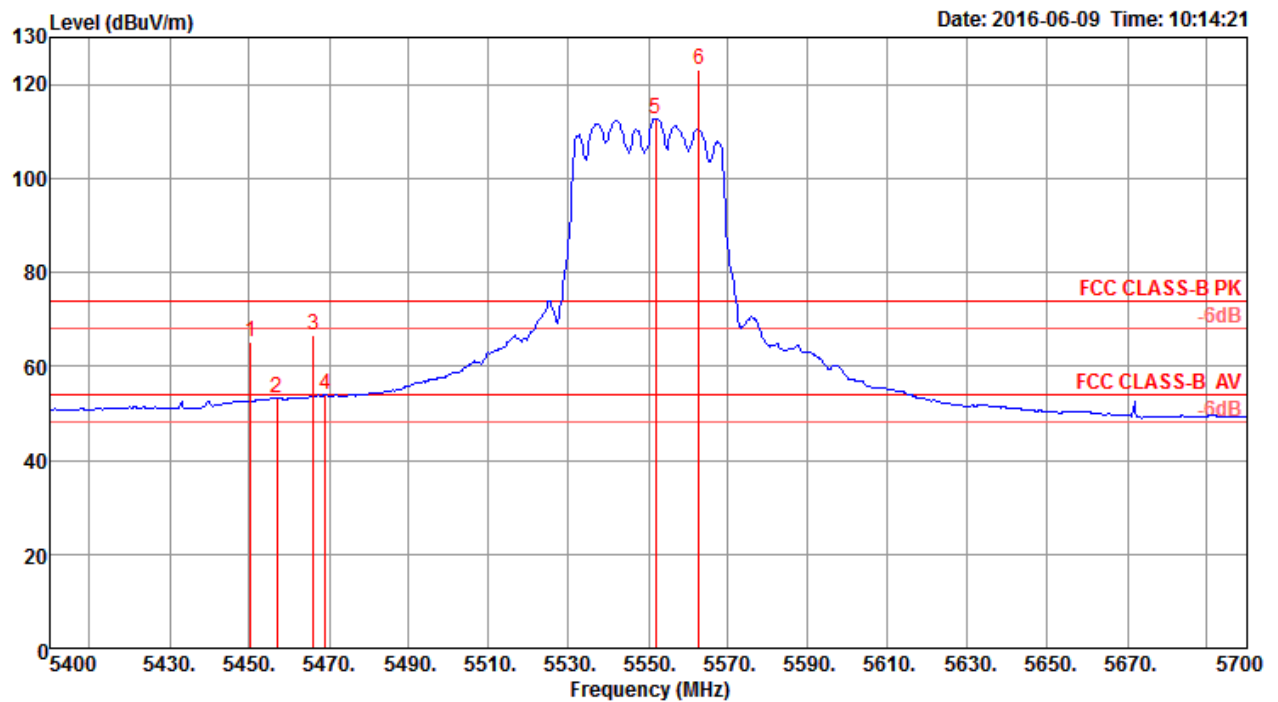


	Freq	Level	Limit	Over	Read	Cable	Antenna	Preamp	A/Pos	T/Pos	Remark	Pol/Phase
	MHz	dBuV/m	dBuV/m	dB	dBuV	dB	dB/m	dB	cm	deg		
1	5458.40	67.51	74.00	-6.49	60.35	7.89	33.74	34.47	172	180	Peak	HORIZONTAL
2	5460.00	53.00	54.00	-1.00	45.84	7.89	33.74	34.47	172	180	Average	HORIZONTAL
3	5470.00	67.66	68.20	-0.54	60.47	7.90	33.76	34.47	172	180	Peak	HORIZONTAL
4	5498.60	120.39			113.15	7.91	33.80	34.47	172	180	Peak	HORIZONTAL
5	5515.40	107.43			100.13	7.92	33.85	34.47	172	180	Average	HORIZONTAL

Item 4, 5 are the fundamental frequency at 5510 MHz.

Note: Both antenna polarizations have been tested and only the worst case was recorded in test report.

Channel 110

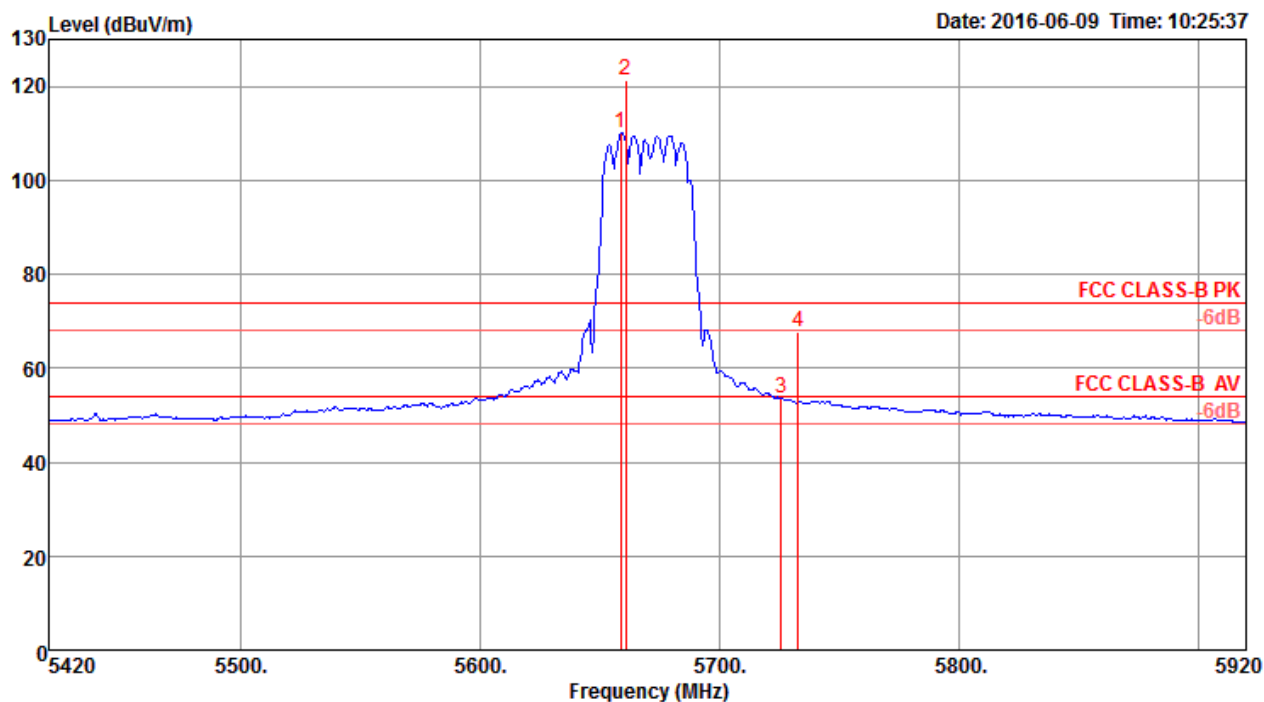


	Freq	Level	Limit	Over	Read	CableAntenna	Preamp	A/Pos	T/Pos	Remark	Pol/Phase
	MHz	dBuV/m	dBuV/m	dB	dBuV	dB	dB/m	dB	cm	deg	
1	5450.40	65.31	74.00	-8.69	58.15	7.89	33.74	34.47	168	181	Peak
2	5457.00	53.28	54.00	-0.72	46.12	7.89	33.74	34.47	168	181	Average
3	5466.00	66.63	74.00	-7.37	59.44	7.90	33.76	34.47	168	181	Peak
4	5469.00	53.92	54.00	-0.08	46.73	7.90	33.76	34.47	168	181	Average
5	5551.80	112.74			105.34	7.93	33.95	34.48	168	181	Average
6	5562.60	123.14			115.68	7.94	34.00	34.48	168	181	Peak

Item 5, 6 are the fundamental frequency at 5550 MHz.

Note: Both antenna polarizations have been tested and only the worst case was recorded in test report.

Channel 134



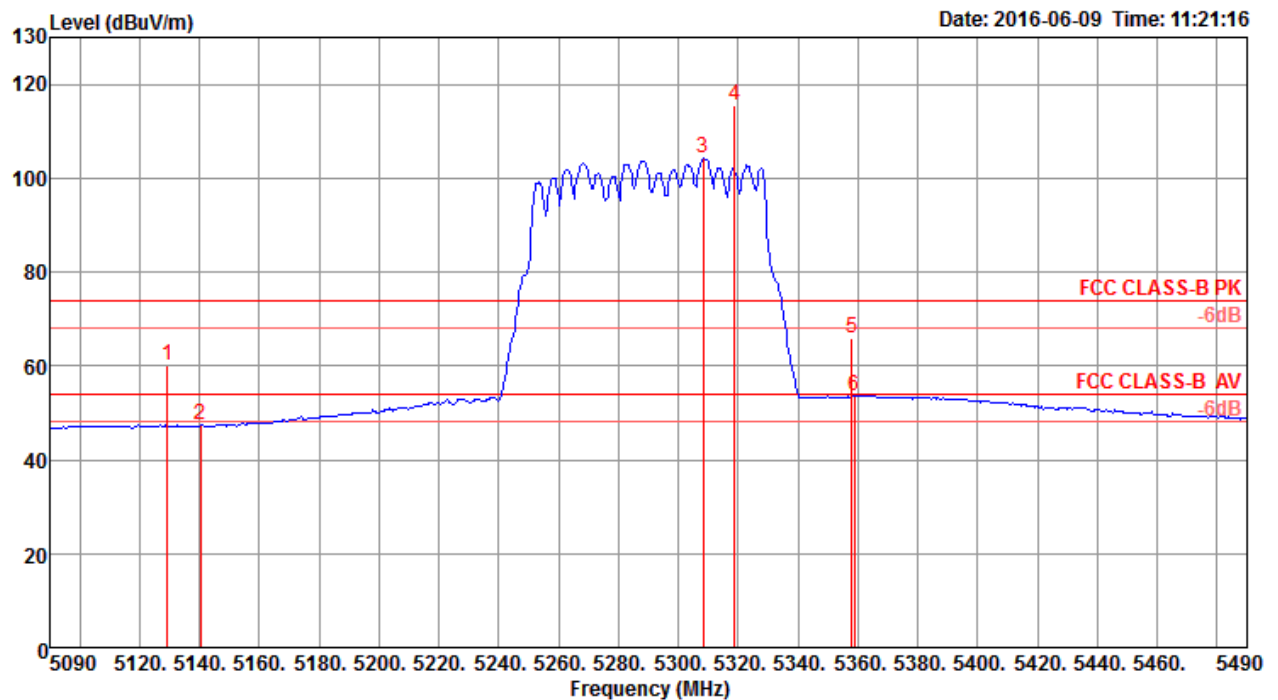
	Freq	Level	Limit	Over	Read	CableAntenna	Preamp	A/Pos	T/Pos	Remark	Pol/Phase
	MHz	dBuV/m	dBuV/m	dB	dBuV	dB	dB/m	dB	cm	deg	
1	5659.00	109.97			102.26	7.91	34.30	34.50	179	183	Average
2	5661.00	121.24			113.53	7.91	34.30	34.50	179	183	Peak
3	5726.00	53.63	54.00	-0.37	45.77	7.87	34.50	34.51	179	183	Average
4	5733.00	67.86	74.00	-6.14	60.01	7.87	34.50	34.52	179	183	Peak

Item 1, 2 are the fundamental frequency at 5670 MHz.

Note: Both antenna polarizations have been tested and only the worst case was recorded in test report.

Temperature	22°C	Humidity	56%
Test Engineer	Peter Wu & Gary Chu	Configurations	IEEE 802.11ac MCS0/Nss1 VHT80 CH 58 / Chain 1 + Chain 2 + Chain 3 + Chain 4
Test Mode	Mode 4		

Channel 58



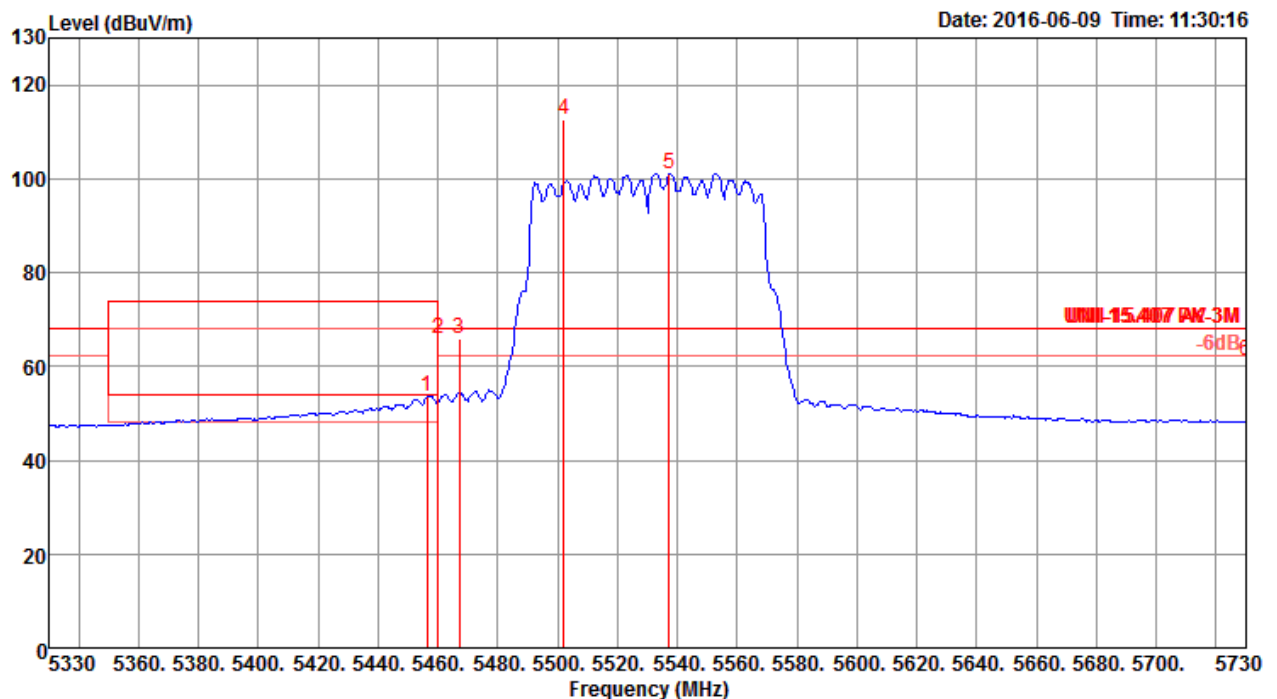
	Freq	Level	Limit	Over	Read	Cable	Antenna	Preamp	A/Pos	T/Pos	Remark	Pol/Phase
	MHz	dBuV/m	dBuV/m	Limit	Level	Loss	Factor	Factor	cm	deg		
1	5129.20	60.01	74.00	-13.99	53.31	7.88	33.29	34.47	183	177	Peak	HORIZONTAL
2	5140.40	47.36	54.00	-6.64	40.66	7.88	33.29	34.47	183	177	Average	HORIZONTAL
3	5308.40	104.20			97.21	7.91	33.55	34.47	183	177	Average	HORIZONTAL
4	5318.80	115.54			108.55	7.91	33.55	34.47	183	177	Peak	HORIZONTAL
5	5358.00	65.77	74.00	-8.23	58.75	7.88	33.61	34.47	183	177	Peak	HORIZONTAL
6	5358.80	53.65	54.00	-0.35	46.63	7.88	33.61	34.47	183	177	Average	HORIZONTAL

Item 3, 4 are the fundamental frequency at 5290 MHz.

Note: Both antenna polarizations have been tested and only the worst case was recorded in test report.

Temperature	22°C	Humidity	56%
Test Engineer	Peter Wu & Gary Chu	Configurations	IEEE 802.11ac MCS0/Nss1 VHT80 CH 106, 122 / Chain 1 + Chain 2 + Chain 3 + Chain 4
Test Mode	Mode 4		

Channel 106

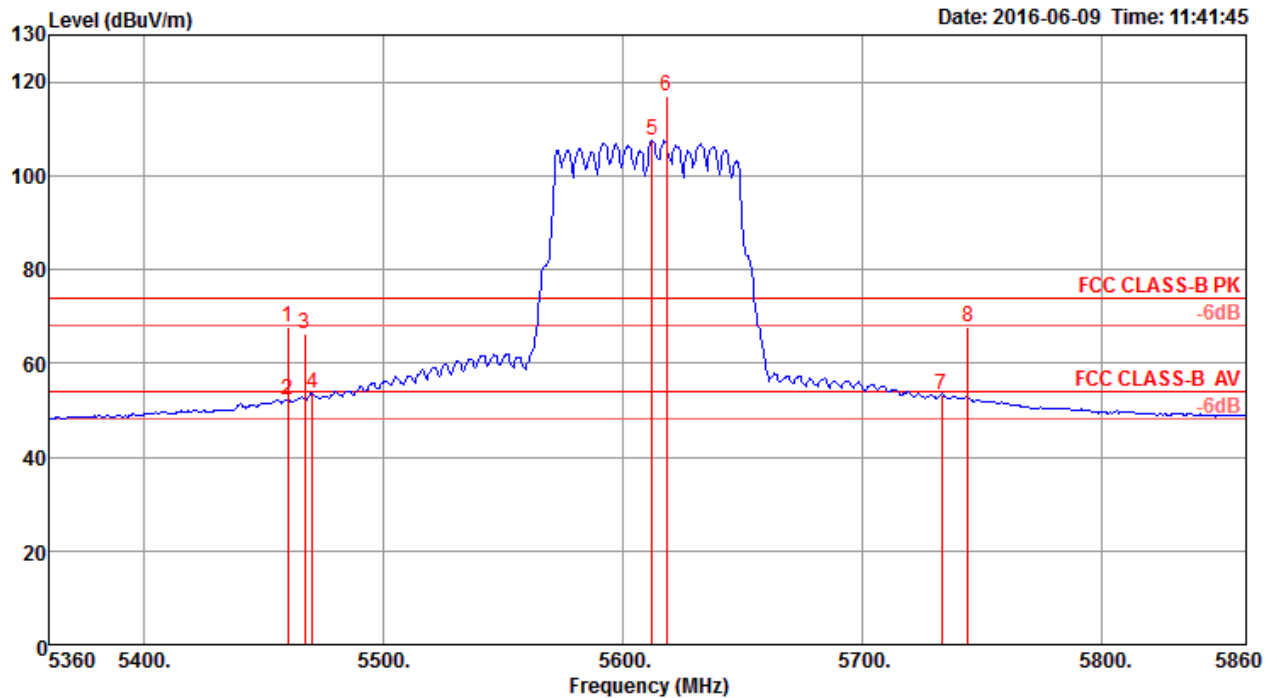


	Freq	Level	Limit	Over	Read	Cable	Antenna	Preamp	A/Pos	T/Pos	Remark	Pol/Phase
	MHz	dBuV/m	dBuV/m	dB	dBuV	dB	dB/m	dB	cm	deg		
1	5456.40	53.60	54.00	-0.40	46.44	7.89	33.74	34.47	175	184	Average	HORIZONTAL
2	5460.00	66.02	74.00	-7.98	58.86	7.89	33.74	34.47	175	184	Peak	HORIZONTAL
3	5467.20	65.79	68.20	-2.41	58.60	7.90	33.76	34.47	175	184	Peak	HORIZONTAL
4	5502.00	112.77			105.53	7.91	33.80	34.47	175	184	Peak	HORIZONTAL
5	5537.20	100.96			93.62	7.92	33.90	34.48	175	184	Average	HORIZONTAL
6	5730.00	61.03	68.20	-7.17	53.18	7.87	34.50	34.52	175	184	Peak	HORIZONTAL

Item 4, 5 are the fundamental frequency at 5530 MHz.

Note: Both antenna polarizations have been tested and only the worst case was recorded in test report.

Channel 122



	Freq	Level	Limit	Over	Read	Cable	Antenna	Preamp	A/Pos	T/Pos	Remark	Pol/Phase
	MHz	dBuV/m	dBuV/m	dB	dBuV	dB	dB/m	dB	cm	deg		
1	5460.00	67.88	74.00	-6.12	60.72	7.89	33.74	34.47	178	182	Peak	HORIZONTAL
2	5460.00	52.25	54.00	-1.75	45.09	7.89	33.74	34.47	178	182	Average	HORIZONTAL
3	5467.00	66.29	74.00	-7.71	59.10	7.90	33.76	34.47	178	182	Peak	HORIZONTAL
4	5470.00	53.59	54.00	-0.41	46.40	7.90	33.76	34.47	178	182	Average	HORIZONTAL
5	5612.00	107.48			99.88	7.94	34.15	34.49	178	182	Average	HORIZONTAL
6	5618.00	116.90			109.31	7.94	34.15	34.50	178	182	Peak	HORIZONTAL
7	5733.00	53.39	54.00	-0.61	45.54	7.87	34.50	34.52	178	182	Average	HORIZONTAL
8	5744.00	67.57	74.00	-6.43	59.68	7.86	34.55	34.52	178	182	Peak	HORIZONTAL

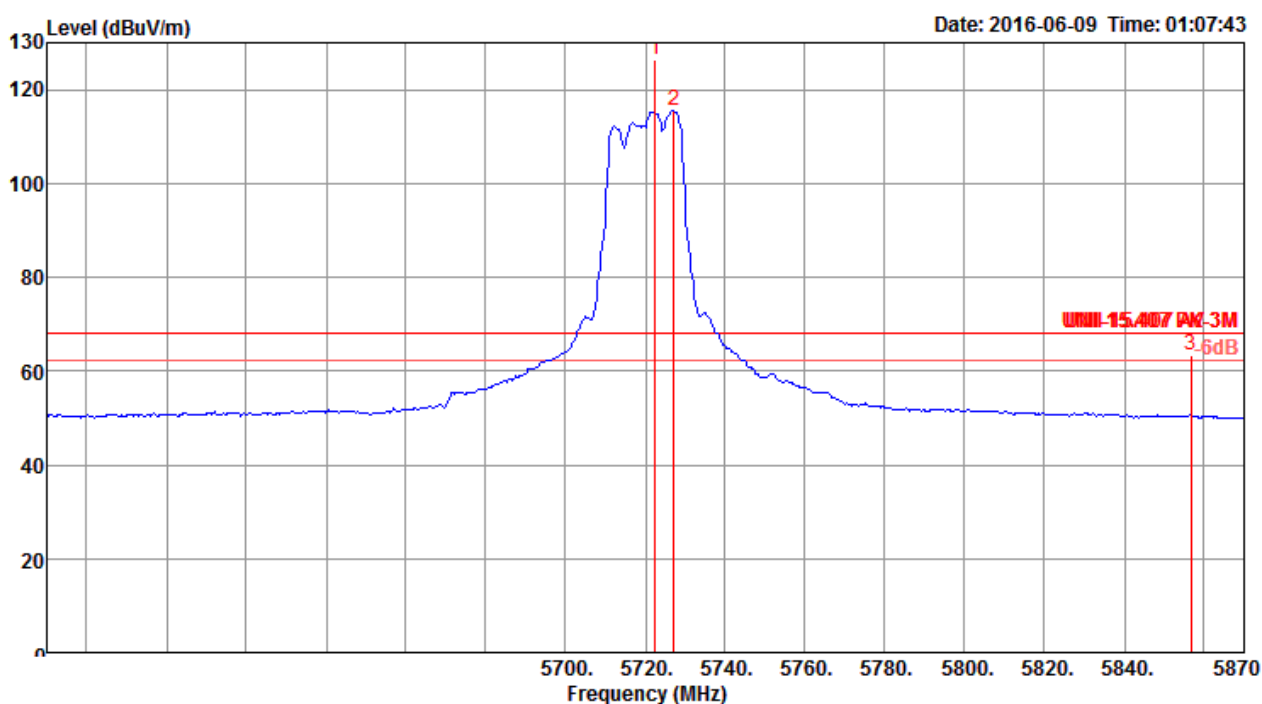
Item 5, 6 are the fundamental frequency at 5610 MHz.

Note: Both antenna polarizations have been tested and only the worst case was recorded in test report.

Straddle Channel

Temperature	22°C	Humidity	56%
Test Engineer	Peter Wu & Gary Chu	Configurations	IEEE 802.11ac MCS0/Nss1 VHT20 CH 144 / Chain 1 + Chain 2 + Chain 3 + Chain 4
Test Mode	Mode 4		

Channel 144



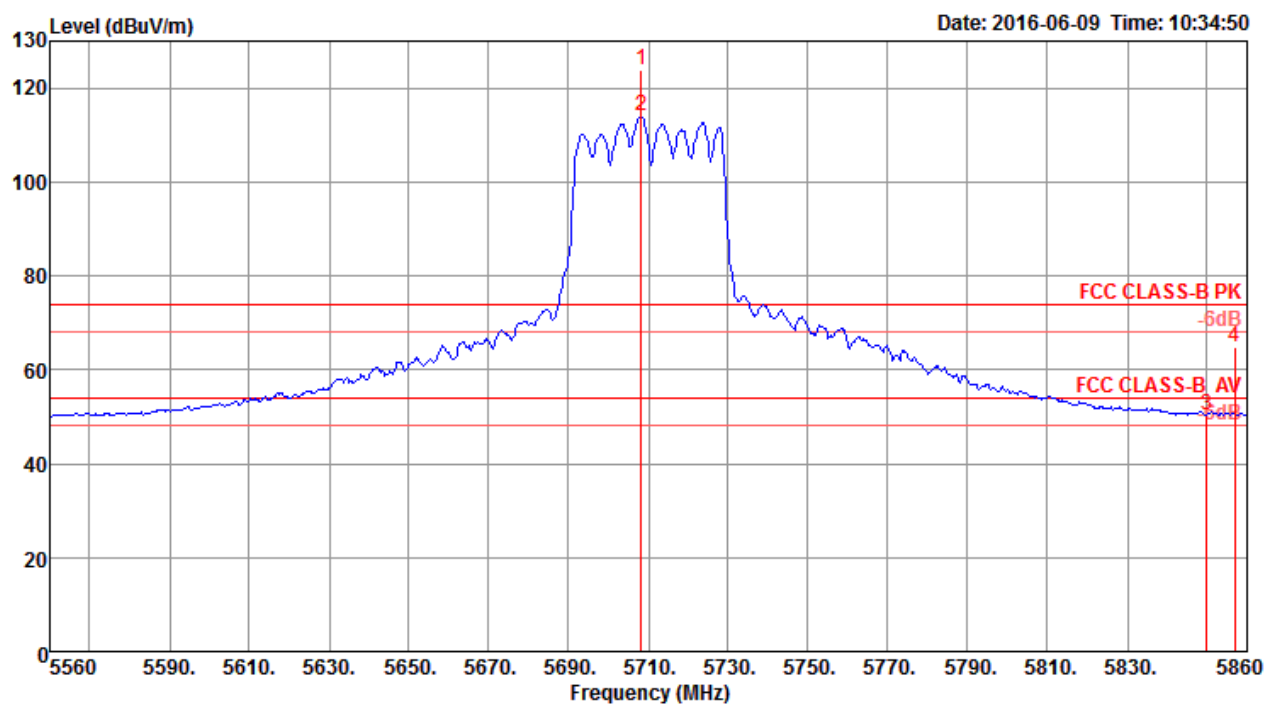
	Freq	Level	Limit	Over	Read	Cable	Antenna	Preamp	A/Pos	T/Pos	Remark	Pol/Phase
	MHz	dBuV/m	dBuV/m	dB	dBuV	dB	dB/m	dB	cm	deg		
1	5722.40	126.23			118.37	7.87	34.50	34.51	180	178	Peak	HORIZONTAL
2	5727.20	115.48			107.63	7.87	34.50	34.52	180	178	Average	HORIZONTAL
3	5856.80	63.36	68.20	-4.84	55.21	7.79	34.90	34.54	180	178	Peak	HORIZONTAL

Item 1, 2 are the fundamental frequency at 5720 MHz.

Note: Both antenna polarizations have been tested and only the worst case was recorded in test report.

Temperature	22°C	Humidity	56%
Test Engineer	Peter Wu & Gary Chu	Configurations	IEEE 802.11ac MCS0/Nss1 VHT40 CH 142 / Chain 1 + Chain 2 + Chain 3 + Chain 4
Test Mode	Mode 4		

Channel 142



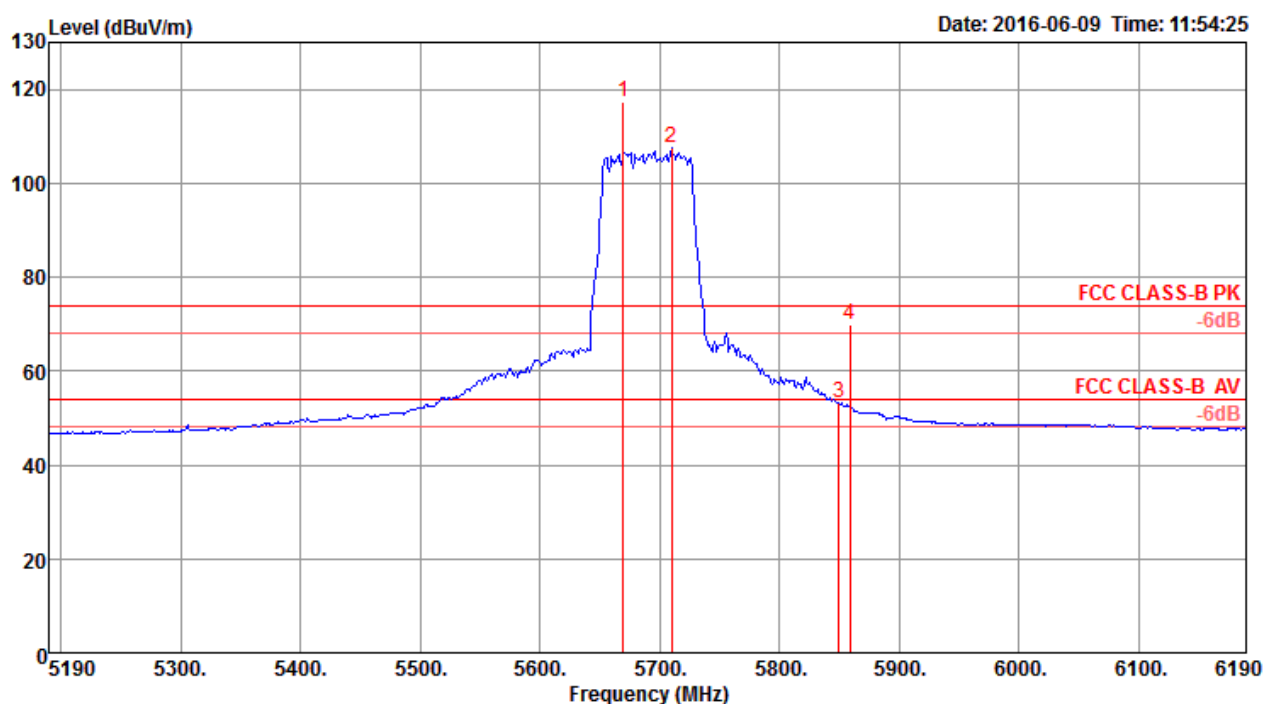
	Freq	Level	Limit	Over	Read	CableAntenna	Preamp	A/Pos	T/Pos	Remark	Pol/Phase
	MHz	dBuV/m	dBuV/m	dB	dBuV	dB	dB/m	dB	cm	deg	
1	5708.20	123.98			116.16	7.88	34.45	34.51	176	187 Peak	HORIZONTAL
2	5708.20	113.91			106.09	7.88	34.45	34.51	176	187 Average	HORIZONTAL
3	5850.00	50.39	54.00	-3.61	42.28	7.80	34.85	34.54	176	187 Average	HORIZONTAL
4	5857.00	64.76	74.00	-9.24	56.61	7.79	34.90	34.54	176	187 Peak	HORIZONTAL

Item 1, 2 are the fundamental frequency at 5710 MHz.

Note: Both antenna polarizations have been tested and only the worst case was recorded in test report.

Temperature	22°C	Humidity	56%
Test Engineer	Peter Wu & Gary Chu	Configurations	IEEE 802.11ac MCS0/Nss1 VHT80 CH 138 / Chain 1 + Chain 2 + Chain 3 + Chain 4
Test Mode	Mode 4		

Channel 138



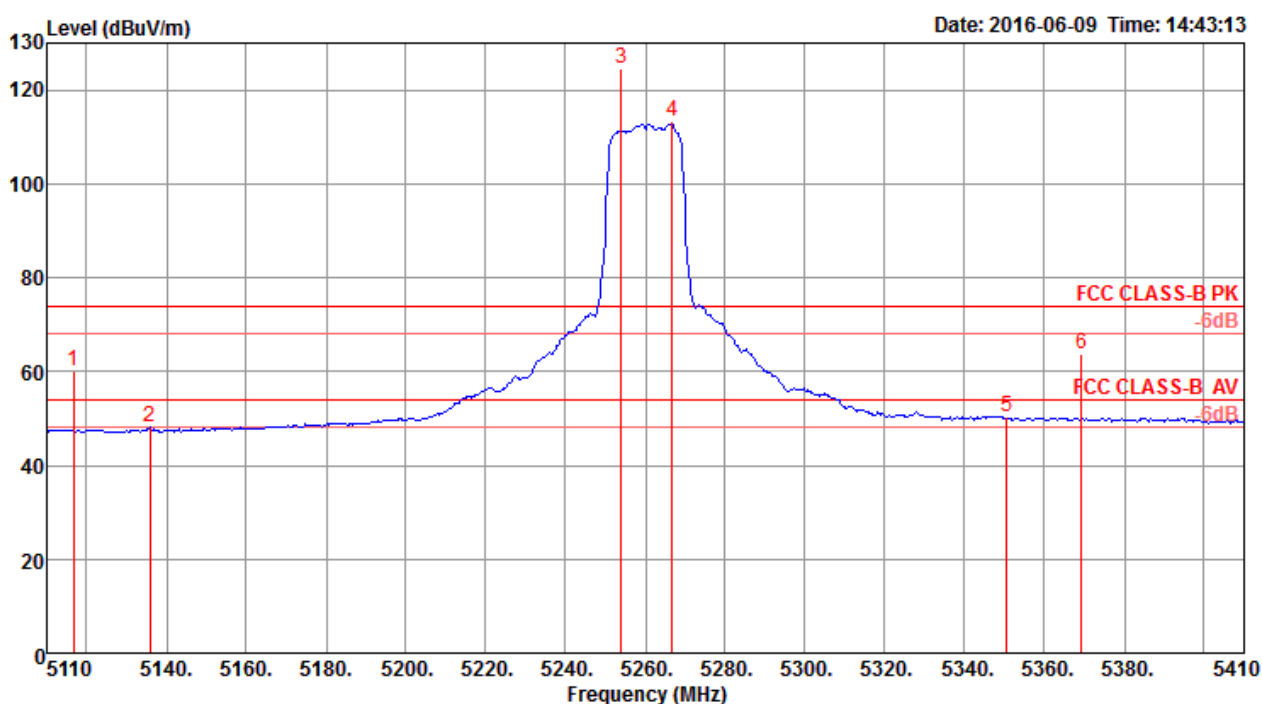
	Freq	Level	Limit	Over	Read	CableAntenna	Preamp	A/Pos	T/Pos	Remark	Pol/Phase
	MHz	dBuV/m	dBuV/m	dB	dBuV	dB	dB/m	dB	cm	deg	
1	5670.00	117.45			109.74	7.91	34.30	34.50	185	178	Peak
2	5710.00	107.51			99.69	7.88	34.45	34.51	185	178	Average
3	5850.00	53.29	54.00	-0.71	45.18	7.80	34.85	34.54	185	178	Average
4	5859.00	70.00	74.00	-4.00	61.85	7.79	34.90	34.54	185	178	Peak

Item 1, 2 are the fundamental frequency at 5690 MHz.

Note: Both antenna polarizations have been tested and only the worst case was recorded in test report.

Temperature	22°C	Humidity	56%
Test Engineer	Peter Wu & Gary Chu	Configurations	IEEE 802.11ac MCS0/Nss2 VHT20 CH 52, 60, 64 / Chain 1 + Chain 2 + Chain 3 + Chain 4
Test Mode	Mode 4		

Channel 52

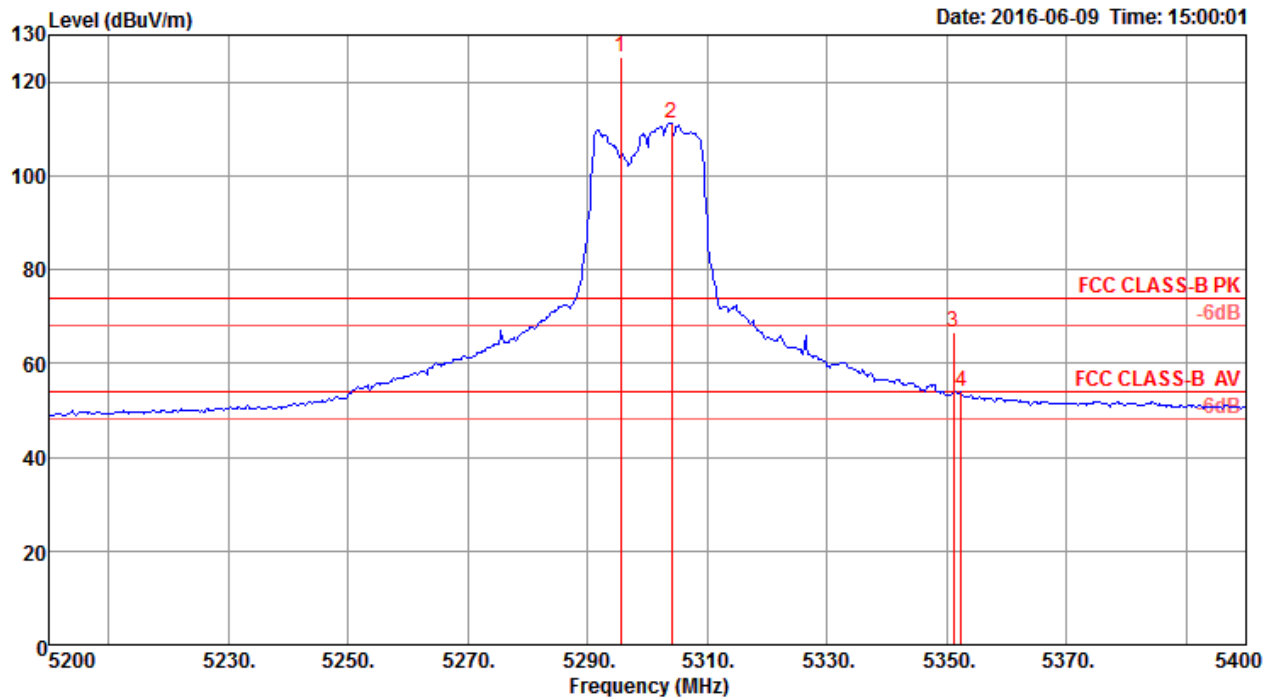


	Freq	Level	Limit	Over	Read	Cable	Antenna	Preamp	A/Pos	T/Pos	Remark	Pol/Phase
	MHz	dBuV/m	dBuV/m	dB	dBuV	dB	dB/m	dB	cm	deg		
1	5116.60	60.03	74.00	-13.97	53.38	7.85	33.27	34.47	166	173	Peak	VERTICAL
2	5135.80	48.34	54.00	-5.66	41.64	7.88	33.29	34.47	166	173	Average	VERTICAL
3	5254.00	124.45			117.52	7.94	33.46	34.47	166	173	Peak	VERTICAL
4	5266.60	113.21			106.27	7.93	33.48	34.47	166	173	Average	VERTICAL
5	5350.60	50.45	54.00	-3.55	43.44	7.89	33.59	34.47	166	173	Average	VERTICAL
6	5369.20	63.63	74.00	-10.37	56.61	7.88	33.61	34.47	166	173	Peak	VERTICAL

Item 3, 4 are the fundamental frequency at 5260 MHz.

Note: Both antenna polarizations have been tested and only the worst case was recorded in test report.

Channel 60

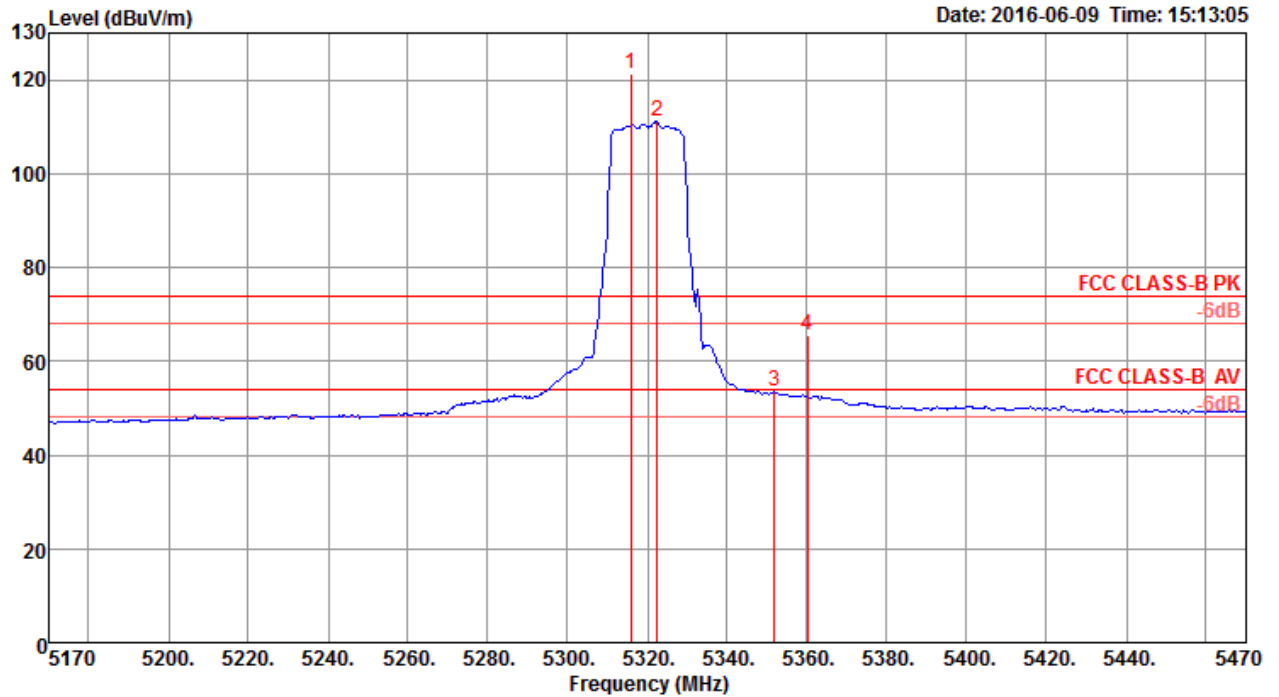


	Freq	Level	Limit	Over	Read	CableAntenna	Preamp	A/Pos	T/Pos	Remark	Pol/Phase
	MHz	dBuV/m	dBuV/m	dB	dBuV	dB	dB/m	dB	cm	deg	
1	5295.60	125.14			118.18	7.91	33.52	34.47	174	170	Peak
2	5304.00	111.34			104.38	7.91	33.52	34.47	174	170	Average
3	5351.20	66.62	74.00	-7.38	59.61	7.89	33.59	34.47	174	170	Peak
4	5352.40	53.87	54.00	-0.13	46.86	7.89	33.59	34.47	174	170	Average

Item 1, 2 are the fundamental frequency at 5300 MHz.

Note: Both antenna polarizations have been tested and only the worst case was recorded in test report.

Channel 64



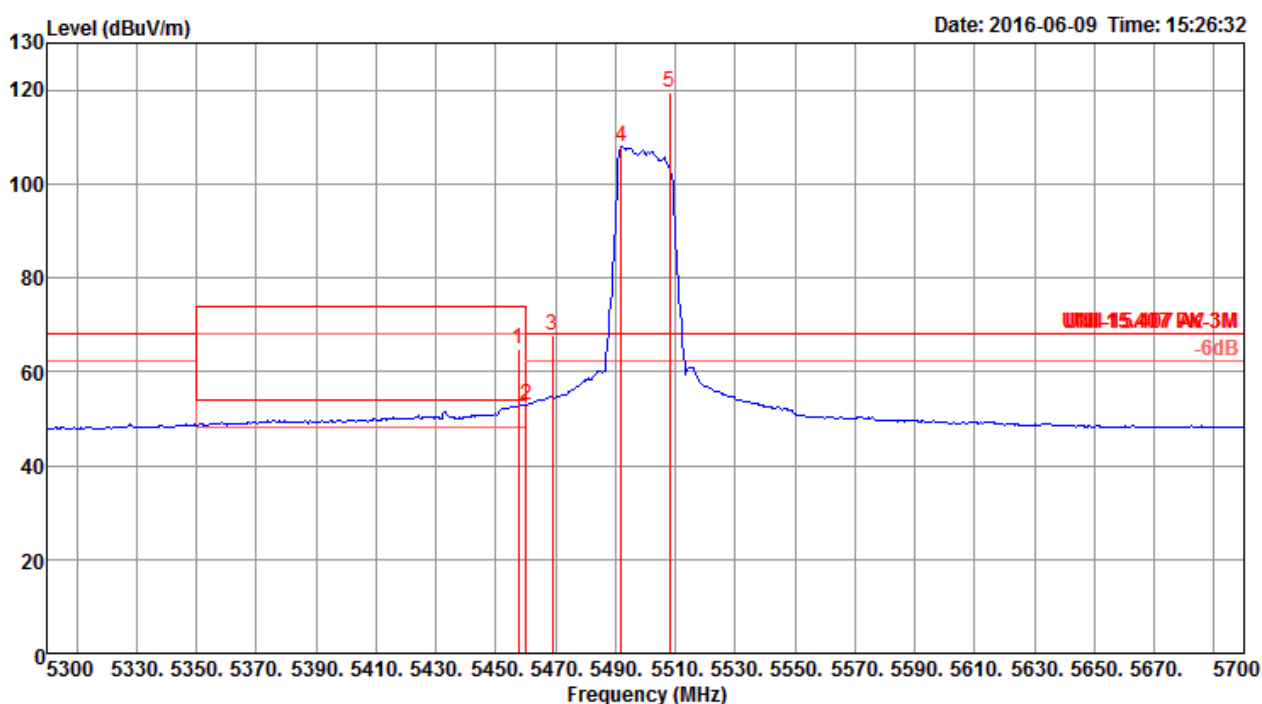
	Freq	Level	Limit	Over	Read	Cable	Antenna	Preamp	A/Pos	T/Pos	Remark	Pol/Phase
	MHz	dBuV/m	dBuV/m	dB	dBuV	dB	dB/m	dB	cm	deg		
1	5315.80	121.30			114.31	7.91	33.55	34.47	172	180	Peak	VERTICAL
2	5322.40	111.03			104.04	7.91	33.55	34.47	172	180	Average	VERTICAL
3	5351.80	53.56	54.00	-0.44	46.55	7.89	33.59	34.47	172	180	Average	VERTICAL
4	5360.20	65.61	74.00	-8.39	58.59	7.88	33.61	34.47	172	180	Peak	VERTICAL

Item 1, 2 are the fundamental frequency at 5320 MHz.

Note: Both antenna polarizations have been tested and only the worst case was recorded in test report.

Temperature	22°C	Humidity	56%
Test Engineer	Peter Wu & Gary Chu	Configurations	IEEE 802.11ac MCS0/Nss2 VHT20 CH 100, 116, 140 / Chain 1 + Chain 2 + Chain 3 + Chain 4
Test Mode	Mode 4		

Channel 100

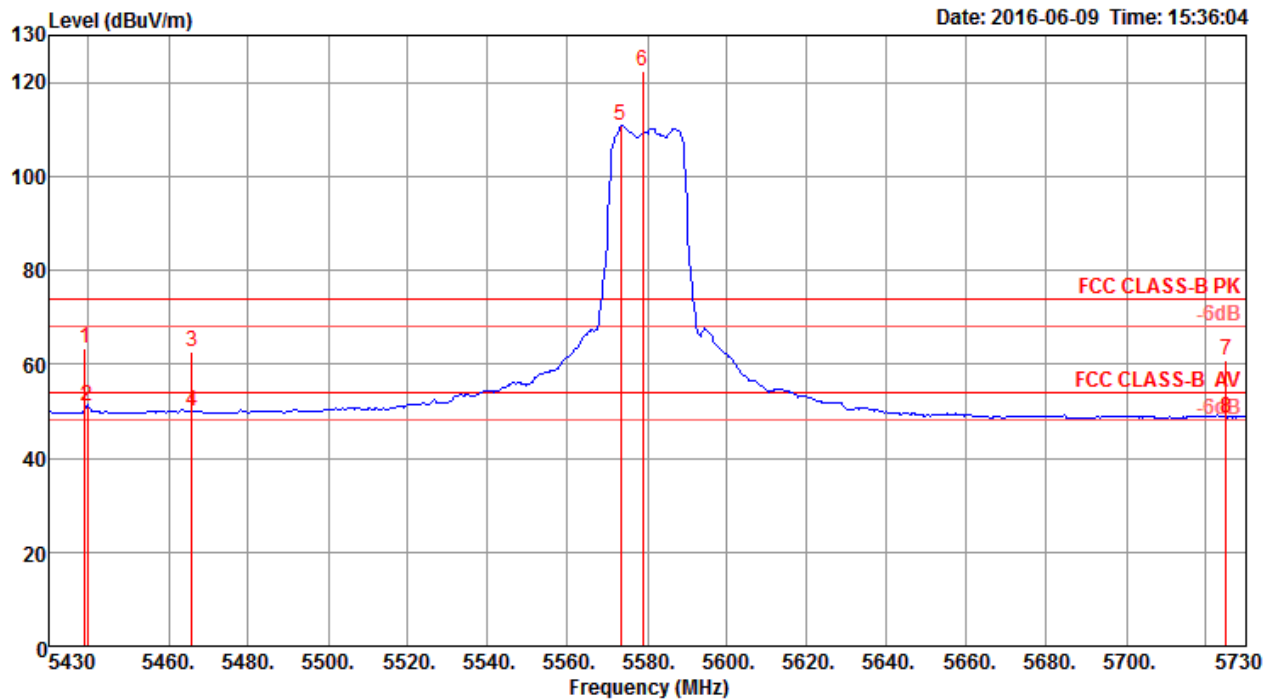


	Freq	Level	Limit	Over	Read	Cable	Antenna	Preamp	A/Pos	T/Pos	Remark	Pol/Phase
	MHz	dBuV/m	dBuV/m	dB	dBuV	dB	dB/m	dB	cm	deg		
1	5457.60	64.73	74.00	-9.27	57.57	7.89	33.74	34.47	154	188	Peak	VERTICAL
2	5460.00	52.74	54.00	-1.26	45.58	7.89	33.74	34.47	154	188	Average	VERTICAL
3	5468.80	67.58	68.20	-0.62	60.39	7.90	33.76	34.47	154	188	Peak	VERTICAL
4	5492.00	108.01			100.80	7.90	33.78	34.47	154	188	Average	VERTICAL
5	5508.00	119.65			112.41	7.91	33.80	34.47	154	188	Peak	VERTICAL

Item 4, 5 are the fundamental frequency at 5500 MHz.

Note: Both antenna polarizations have been tested and only the worst case was recorded in test report.

Channel 116

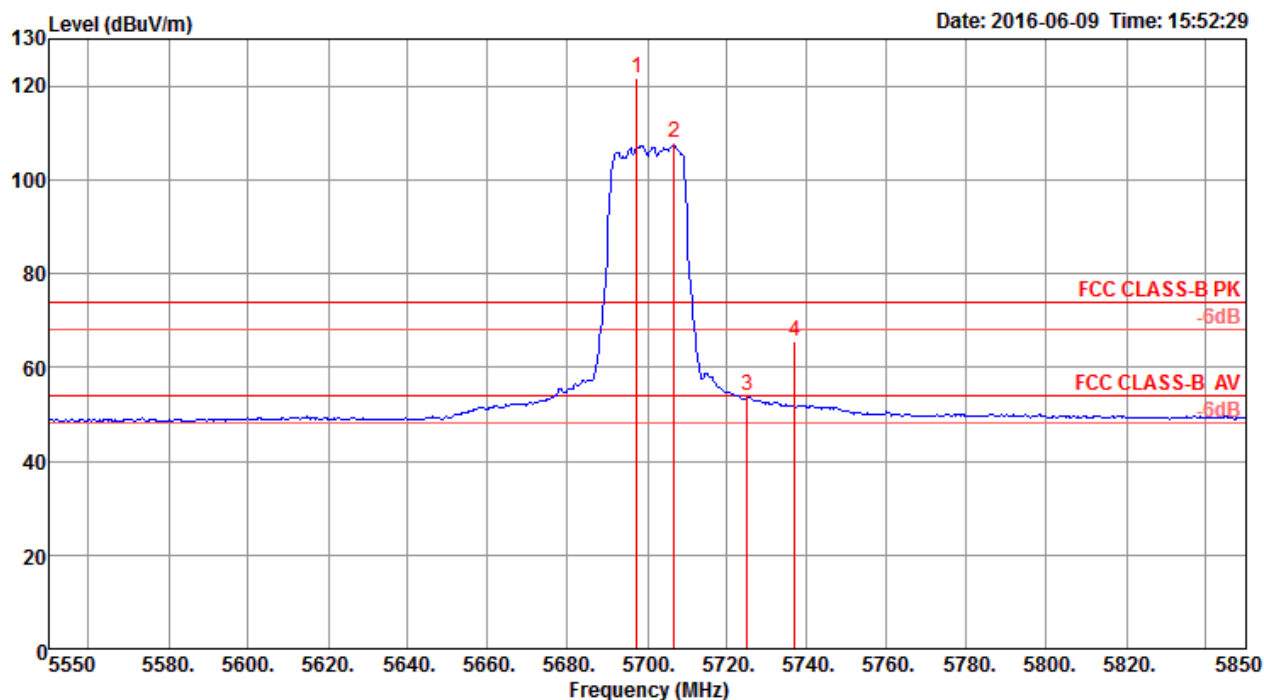


	Freq	Level	Limit	Over	Read	Cable	Antenna	Preamp	A/Pos	T/Pos	Remark	Pol/Phase
	MHz	dBuV/m	dBuV/m	dB	dBuV	dB	dB/m	dB	cm	deg		
1	5439.00	63.26	74.00	-10.74	56.13	7.88	33.72	34.47	179	168	Peak	HORIZONTAL
2	5439.60	51.21	54.00	-2.79	44.08	7.88	33.72	34.47	179	168	Average	HORIZONTAL
3	5465.80	62.51	74.00	-11.49	55.32	7.90	33.76	34.47	179	168	Peak	HORIZONTAL
4	5465.80	49.84	54.00	-4.16	42.65	7.90	33.76	34.47	179	168	Average	HORIZONTAL
5	5573.40	110.81			103.35	7.94	34.00	34.48	179	168	Average	HORIZONTAL
6	5578.80	122.42			114.92	7.94	34.05	34.49	179	168	Peak	HORIZONTAL
7	5725.00	60.84	74.00	-13.16	52.98	7.87	34.50	34.51	179	168	Peak	HORIZONTAL
8	5725.00	48.57	54.00	-5.43	40.71	7.87	34.50	34.51	179	168	Average	HORIZONTAL

Item 5, 6 are the fundamental frequency at 5580 MHz.

Note: Both antenna polarizations have been tested and only the worst case was recorded in test report.

Channel 140



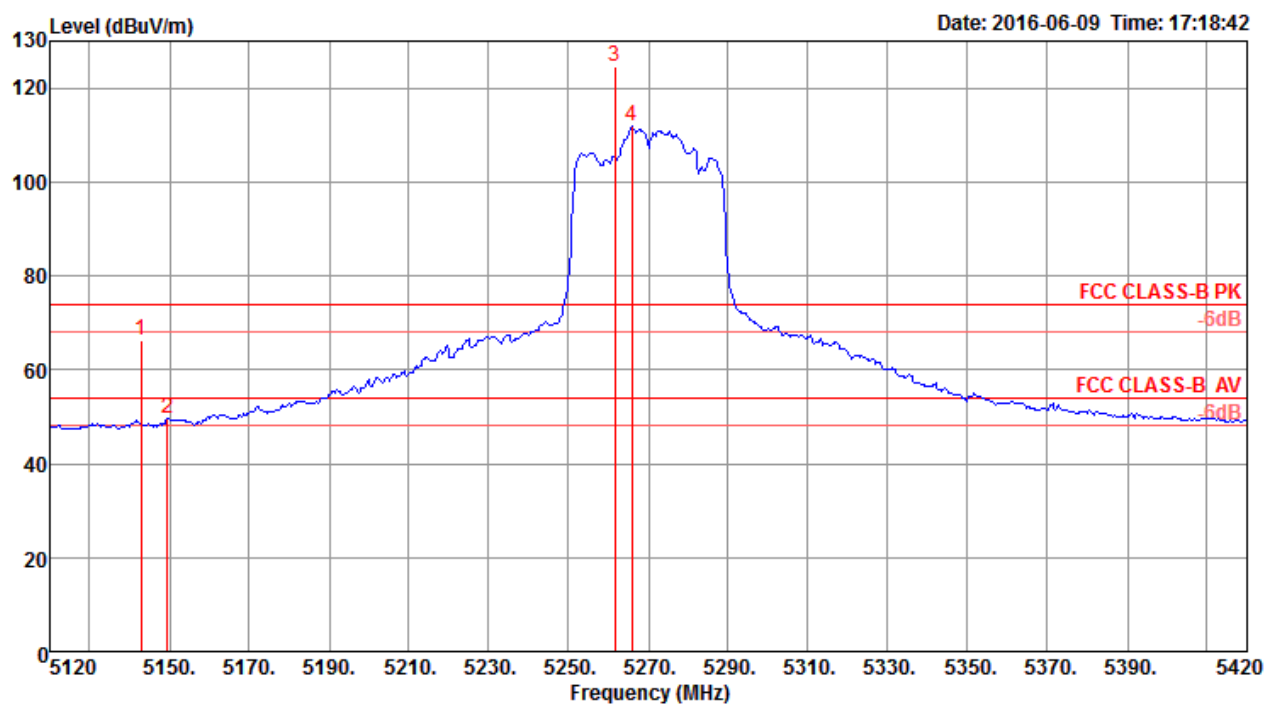
	Freq	Level	Limit	Over	Read	Cable	Antenna	Preamp	A/Pos	T/Pos	Remark	Pol/Phase
	MHz	dBuV/m	dBuV/m	dB	dBuV	dB	dB/m	dB	cm	deg		
1	5697.40	121.52			113.74	7.89	34.40	34.51	170	189	Peak	HORIZONTAL
2	5706.60	107.91			100.09	7.88	34.45	34.51	170	189	Average	HORIZONTAL
3	5725.00	53.78	54.00	-0.22	45.92	7.87	34.50	34.51	170	189	Average	HORIZONTAL
4	5737.00	65.62	74.00	-8.38	57.77	7.87	34.50	34.52	170	189	Peak	HORIZONTAL

Item 1, 2 are the fundamental frequency at 5700 MHz.

Note: Both antenna polarizations have been tested and only the worst case was recorded in test report.

Temperature	22°C	Humidity	56%
Test Engineer	Peter Wu & Gary Chu	Configurations	IEEE 802.11ac MCS0/Nss2 VHT40 CH 54, 62 / Chain 1 + Chain 2 + Chain 3 + Chain 4
Test Mode	Mode 4		

Channel 54

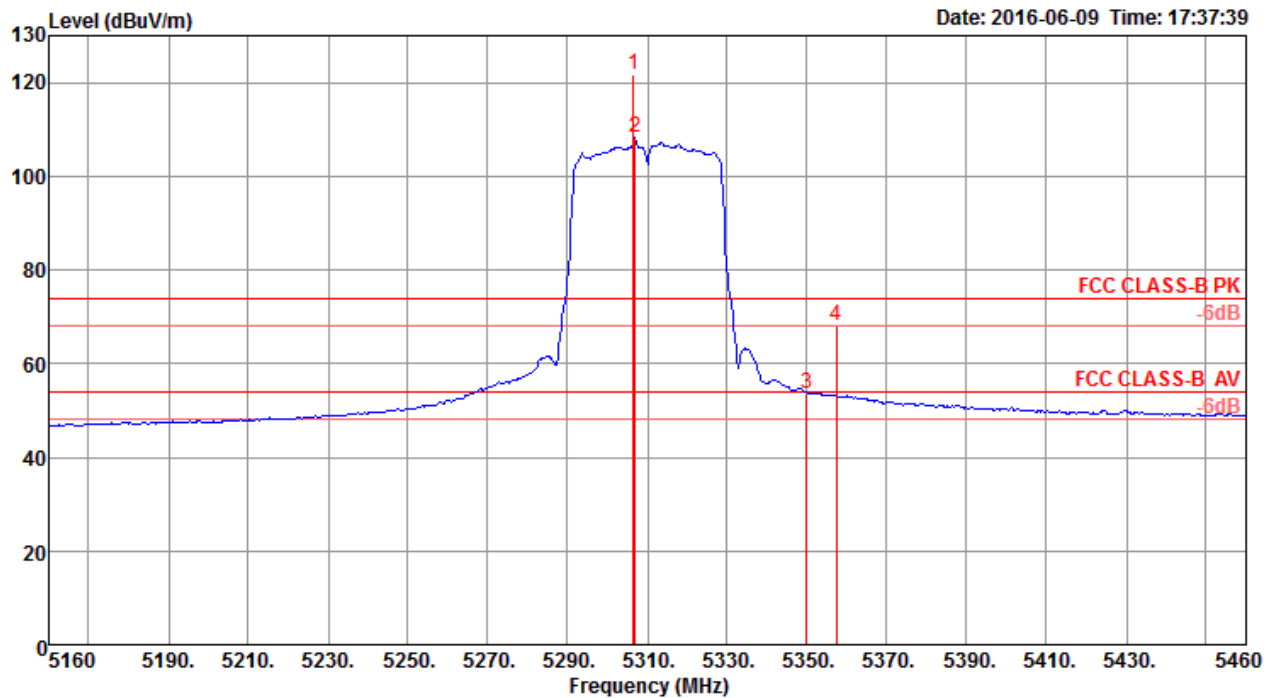


	Freq	Level	Limit	Over	Read	Cable	Antenna	Preamp	A/Pos	T/Pos	Remark	Pol/Phase
	MHz	dBuV/m	dBuV/m	dB	dBuV	dB	dB/m	dB	cm	deg		
1	5142.80	66.24	74.00	-7.76	59.50	7.90	33.31	34.47	176	166	Peak	HORIZONTAL
2	5149.40	49.47	54.00	-4.53	42.73	7.90	33.31	34.47	176	166	Average	HORIZONTAL
3	5261.60	124.46			117.53	7.94	33.46	34.47	176	166	Peak	HORIZONTAL
4	5265.80	111.74			104.80	7.93	33.48	34.47	176	166	Average	HORIZONTAL

Item 3, 4 are the fundamental frequency at 5270 MHz.

Note: Both antenna polarizations have been tested and only the worst case was recorded in test report.

Channel 62



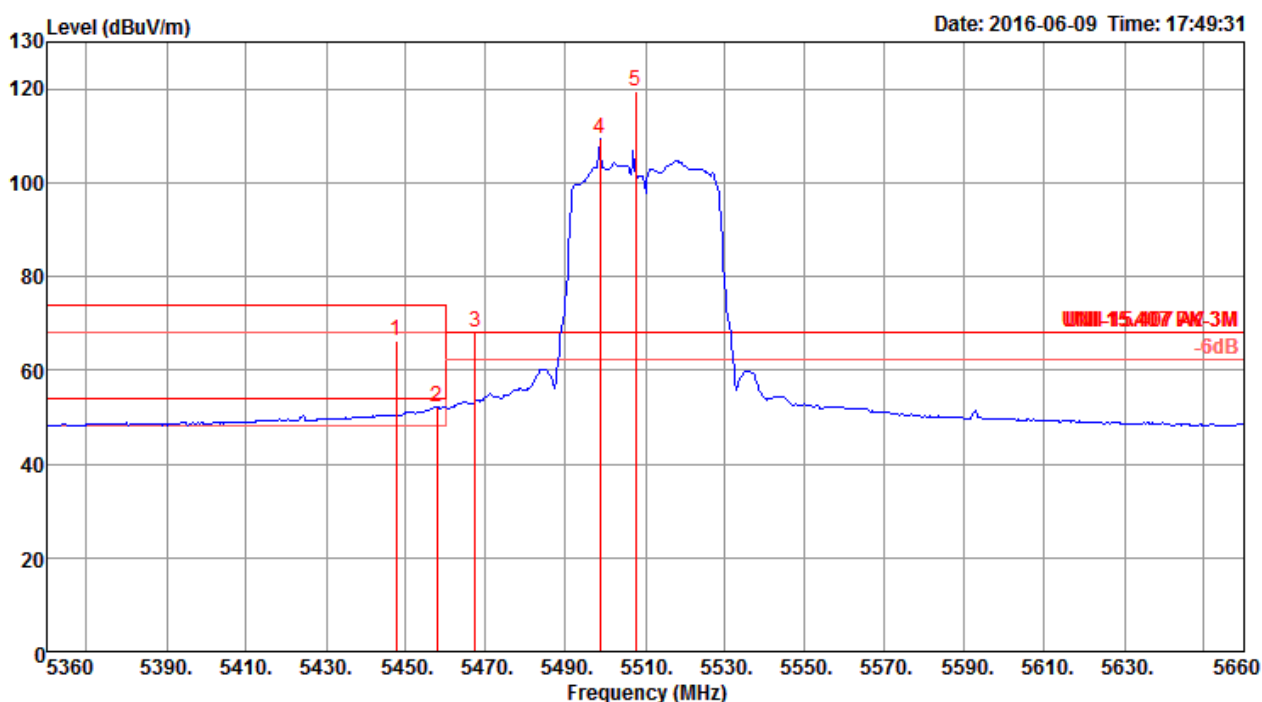
	Freq	Level	Limit	Over	Read	Cable	Antenna	Preamp	A/Pos	T/Pos	Remark	Pol/Phase
	MHz	dBuV/m	dBuV/m	dB	dBuV	dB	dB/m	dB	cm	deg		
1	5306.40	121.51			114.55	7.91	33.52	34.47	182	176	Peak	VERTICAL
2	5307.00	108.17			101.21	7.91	33.52	34.47	182	176	Average	VERTICAL
3	5350.00	53.76	54.00	-0.24	46.75	7.89	33.59	34.47	182	176	Average	VERTICAL
4	5357.40	68.01	74.00	-5.99	60.99	7.88	33.61	34.47	182	176	Peak	VERTICAL

Item 1, 2 are the fundamental frequency at 5310 MHz.

Note: Both antenna polarizations have been tested and only the worst case was recorded in test report.

Temperature	22°C	Humidity	56%
Test Engineer	Peter Wu & Gary Chu	Configurations	IEEE 802.11ac MCS0/Nss2 VHT40 CH 102, 110, 134 / Chain 1 + Chain 2 + Chain 3 + Chain 4
Test Mode	Mode 4		

Channel 102

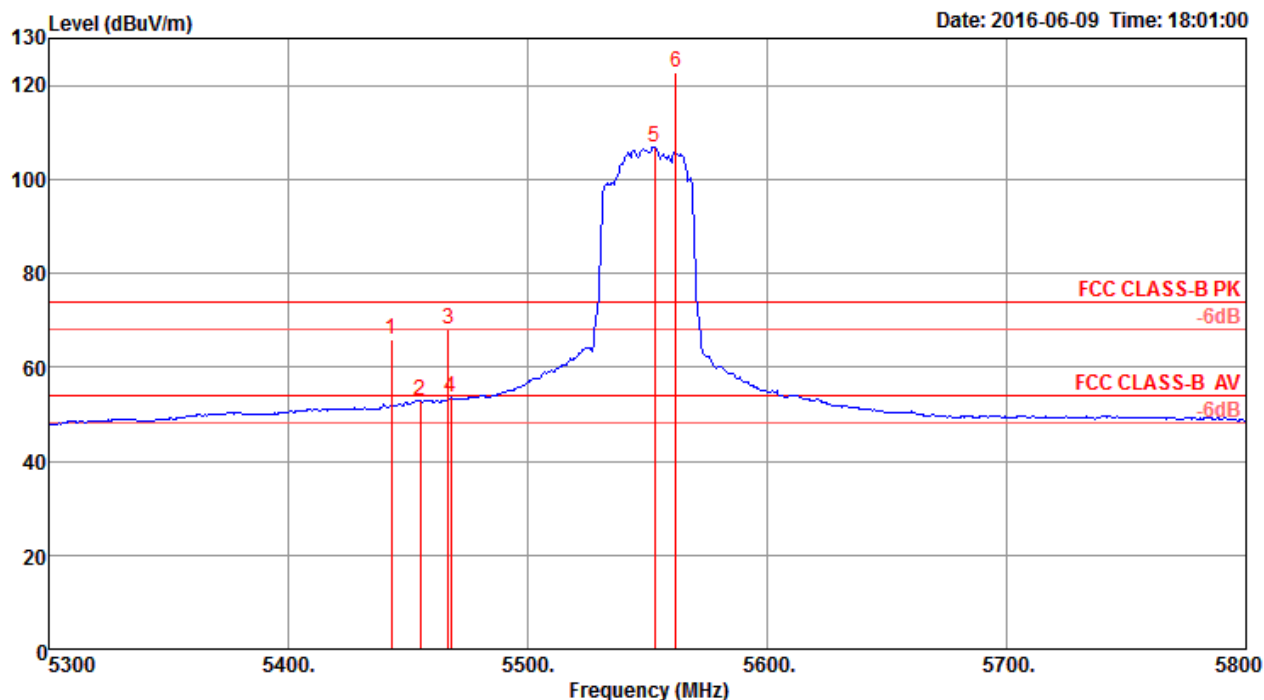


	Freq	Level	Limit	Over	Read	Cable	Antenna	Preamp	A/Pos	T/Pos	Remark	Pol/Phase
	MHz	dBuV/m	dBuV/m	dB	dBuV	dB	dB/m	dB	cm	deg		
1	5447.60	66.12	74.00	-7.88	58.99	7.88	33.72	34.47	173	178	Peak	VERTICAL
2	5457.80	52.09	54.00	-1.91	44.93	7.89	33.74	34.47	173	178	Average	VERTICAL
3	5467.40	68.02	68.20	-0.18	60.83	7.90	33.76	34.47	173	178	Peak	VERTICAL
4	5498.60	109.31			102.07	7.91	33.80	34.47	173	178	Average	VERTICAL
5	5507.60	119.45			112.21	7.91	33.80	34.47	173	178	Peak	VERTICAL

Item 4, 5 are the fundamental frequency at 5510 MHz.

Note: Both antenna polarizations have been tested and only the worst case was recorded in test report.

Channel 110

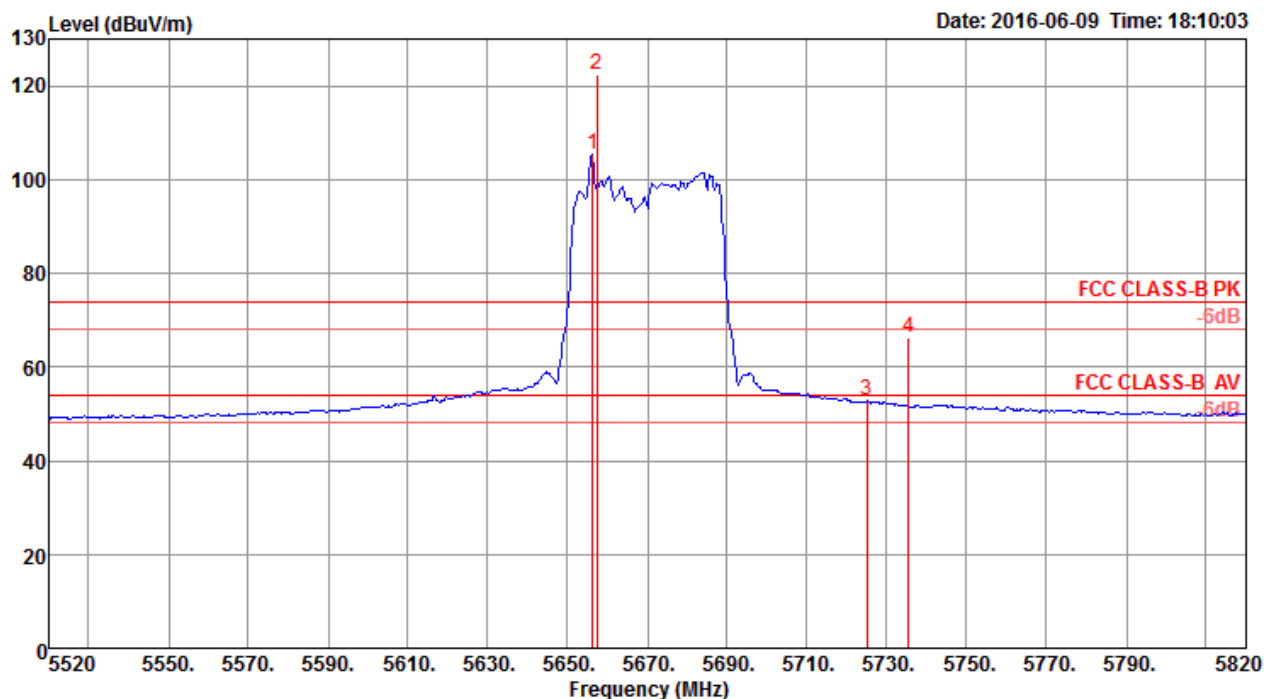


	Freq	Level	Limit	Over	Read	CableAntenna	Preamp	A/Pos	T/Pos	Remark	Pol/Phase
	MHz	dBuV/m	dBuV/m	dB	dBuV	dB	dB/m	dB	cm	deg	
1	5443.00	65.86	74.00	-8.14	58.73	7.88	33.72	34.47	168	182	Peak
2	5455.00	52.92	54.00	-1.08	45.76	7.89	33.74	34.47	168	182	Average
3	5467.00	68.17	74.00	-5.83	60.98	7.90	33.76	34.47	168	182	Peak
4	5468.00	53.43	54.00	-0.57	46.24	7.90	33.76	34.47	168	182	Average
5	5553.00	106.88			99.48	7.93	33.95	34.48	168	182	Average
6	5562.00	122.75			115.29	7.94	34.00	34.48	168	182	Peak

Item 5, 6 are the fundamental frequency at 5550 MHz.

Note: Both antenna polarizations have been tested and only the worst case was recorded in test report.

Channel 134



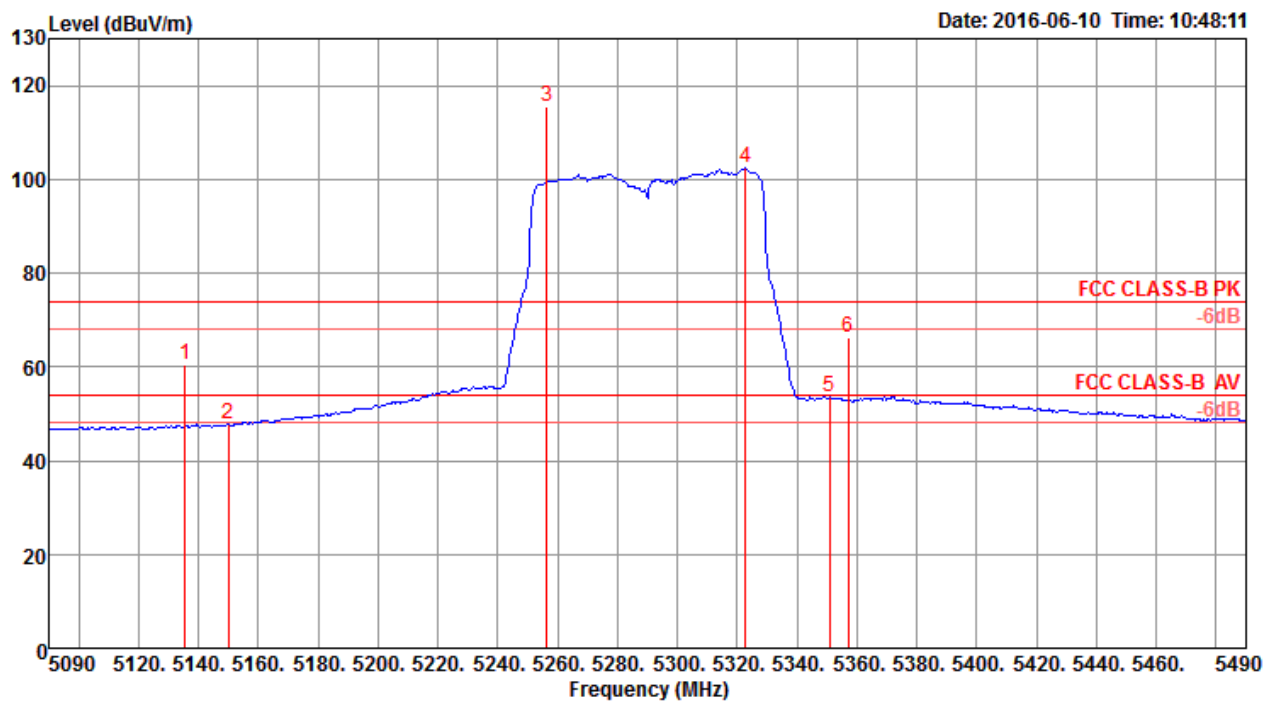
	Freq	Level	Limit	Over	Read	Cable	Antenna	Preamp	A/Pos	T/Pos	Remark	Pol/Phase
	MHz	dBuV/m	dBuV/m	dB	dBuV	dB	dB/m	dB	cm	deg		
1	5656.20	105.22			97.55	7.92	34.25	34.50	174	190	Average	HORIZONTAL
2	5657.40	122.27			114.56	7.91	34.30	34.50	174	190	Peak	HORIZONTAL
3	5725.00	52.70	54.00	-1.30	44.84	7.87	34.50	34.51	174	190	Average	HORIZONTAL
4	5735.40	66.16	74.00	-7.84	58.31	7.87	34.50	34.52	174	190	Peak	HORIZONTAL

Item 1, 2 are the fundamental frequency at 5670 MHz.

Note: Both antenna polarizations have been tested and only the worst case was recorded in test report.

Temperature	22°C	Humidity	56%
Test Engineer	Peter Wu & Gary Chu	Configurations	IEEE 802.11ac MCS0/Nss2 VHT80 CH 58 / Chain 1 + Chain 2 + Chain 3 + Chain 4
Test Mode	Mode 4		

Channel 58



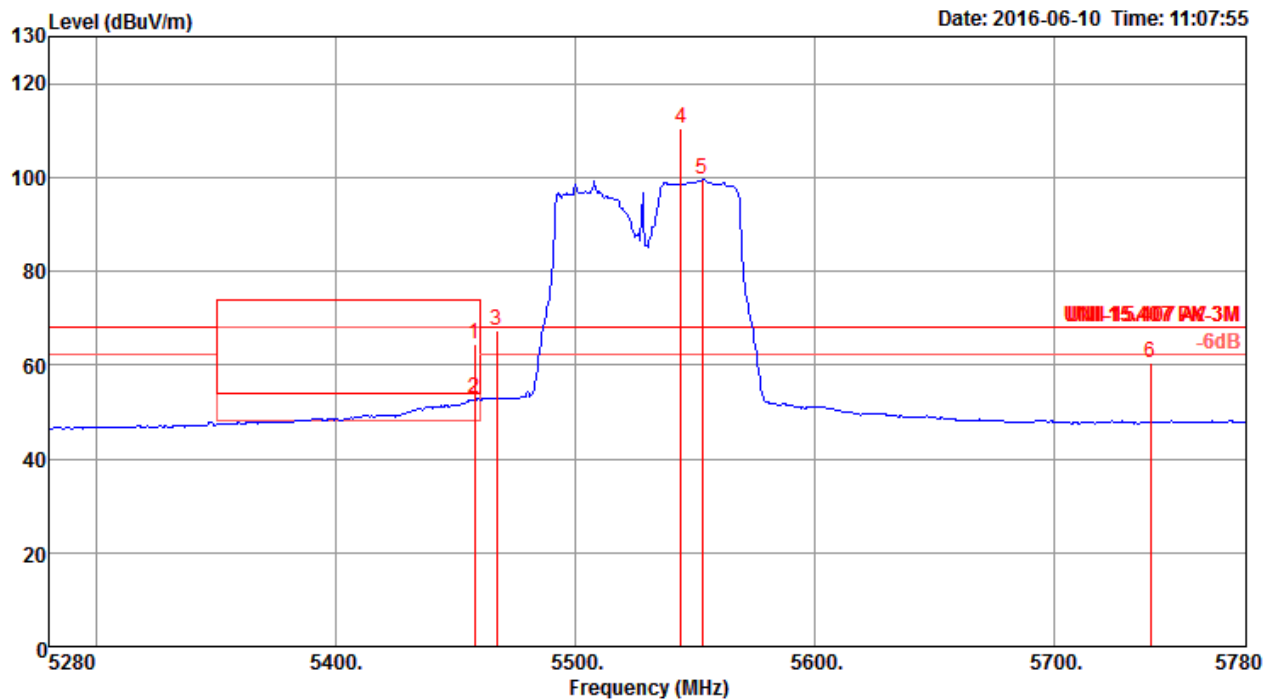
	Freq	Level	Limit	Over	Read	Cable	Antenna	Preamp	A/Pos	T/Pos	Remark	Pol/Phase
	MHz	dBuV/m	dBuV/m	dB	dBuV	dB	dB/m	dB	cm	deg		
1	5135.60	60.61	74.00	-13.39	53.91	7.88	33.29	34.47	191	176	Peak	VERTICAL
2	5150.00	47.79	54.00	-6.21	41.05	7.90	33.31	34.47	191	176	Average	VERTICAL
3	5256.40	115.41			108.48	7.94	33.46	34.47	191	176	Peak	VERTICAL
4	5322.80	102.40			95.41	7.91	33.55	34.47	191	176	Average	VERTICAL
5	5350.80	53.48	54.00	-0.52	46.47	7.89	33.59	34.47	191	176	Average	VERTICAL
6	5357.20	66.28	74.00	-7.72	59.26	7.88	33.61	34.47	191	176	Peak	VERTICAL

Item 3, 4 are the fundamental frequency at 5290 MHz.

Note: Both antenna polarizations have been tested and only the worst case was recorded in test report.

Temperature	22°C	Humidity	56%
Test Engineer	Peter Wu & Gary Chu	Configurations	IEEE 802.11ac MCS0/Nss2 VHT80 CH 106, 122 / Chain 1 + Chain 2 + Chain 3 + Chain 4
Test Mode	Mode 4		

Channel 106

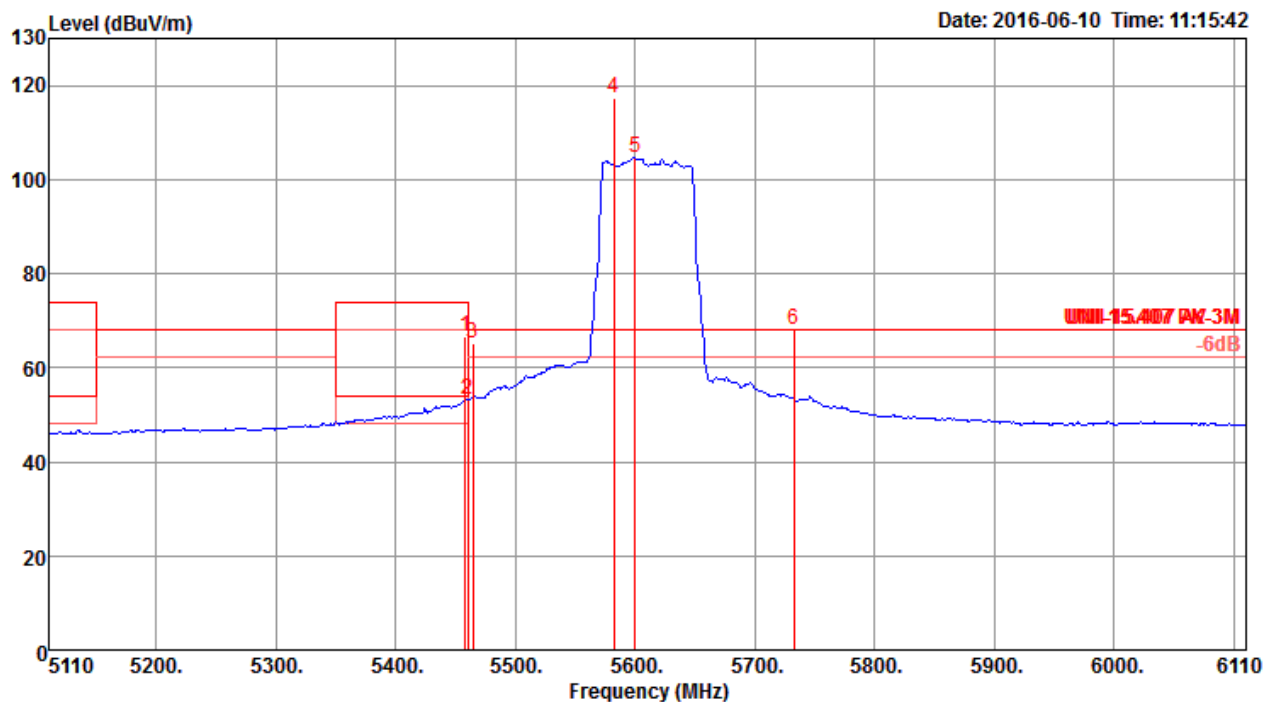


	Freq	Level	Limit	Over	Read	Cable	Antenna	Preamp	A/Pos	T/Pos	Remark	Pol/Phase
	MHz	dBuV/m	dBuV/m	dB	dBuV	dB	dB/m	dB	cm	deg		
1	5458.00	64.45	74.00	-9.55	57.29	7.89	33.74	34.47	193	180	Peak	VERTICAL
2	5458.00	52.83	54.00	-1.17	45.67	7.89	33.74	34.47	193	180	Average	VERTICAL
3	5467.00	67.34	68.20	-0.86	60.15	7.90	33.76	34.47	193	180	Peak	VERTICAL
4	5544.00	110.36			102.96	7.93	33.95	34.48	193	180	Peak	VERTICAL
5	5553.00	99.57			92.17	7.93	33.95	34.48	193	180	Average	VERTICAL
6	5740.00	60.65	68.20	-7.55	52.76	7.86	34.55	34.52	193	180	Peak	VERTICAL

Item 4, 5 are the fundamental frequency at 5530 MHz.

Note: Both antenna polarizations have been tested and only the worst case was recorded in test report.

Channel 122



	Freq	Level	Limit	Over	Read	Cable	Antenna	Preamp	A/Pos	T/Pos	Remark	Pol/Phase
	MHz	dBuV/m	dBuV/m	dB	dBuV	dB	dB/m	dB	cm	deg		
1	5458.00	66.66	74.00	-7.34	59.50	7.89	33.74	34.47	198	179	Peak	VERTICAL
2	5460.00	53.29	54.00	-0.71	46.13	7.89	33.74	34.47	198	179	Average	VERTICAL
3	5464.00	65.24	68.20	-2.96	58.05	7.90	33.76	34.47	198	179	Peak	VERTICAL
4	5582.00	117.20			109.70	7.94	34.05	34.49	198	179	Peak	VERTICAL
5	5600.00	104.47			96.91	7.95	34.10	34.49	198	179	Average	VERTICAL
6	5732.00	67.96	68.20	-0.24	60.11	7.87	34.50	34.52	198	179	Peak	VERTICAL

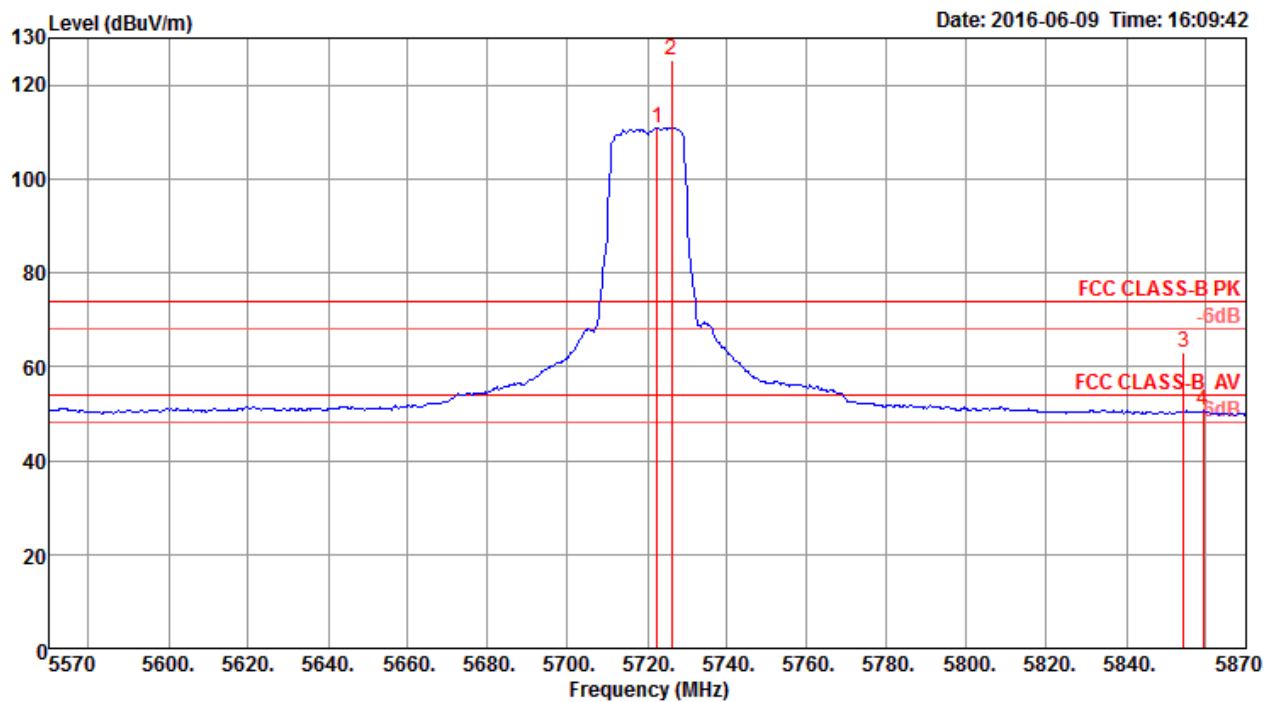
Item 4, 5 are the fundamental frequency at 5610 MHz.

Note: Both antenna polarizations have been tested and only the worst case was recorded in test report.

Straddle Channel

Temperature	22°C	Humidity	56%
Test Engineer	Peter Wu & Gary Chu	Configurations	IEEE 802.11ac MCS0/Nss2 VHT20 CH 144 / Chain 1 + Chain 2 + Chain 3 + Chain 4
Test Mode	Mode 4		

Channel 144



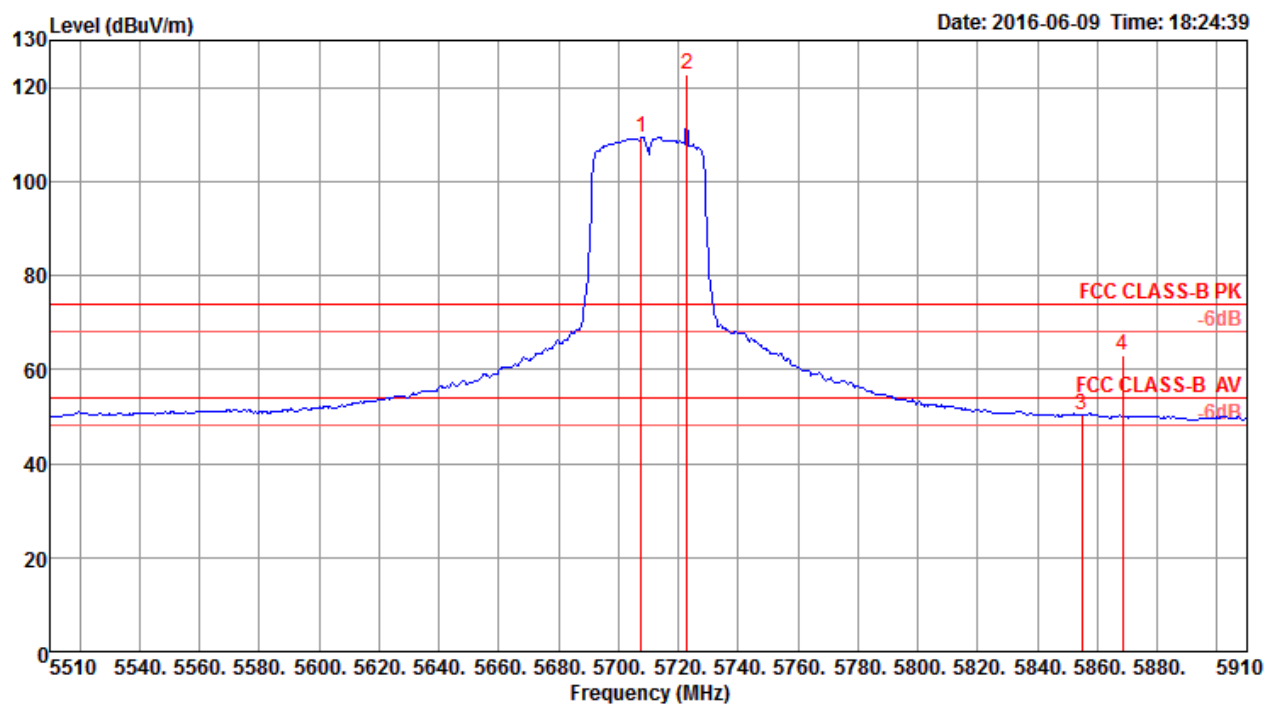
	Freq	Level	Limit	Over	Read	Cable	Antenna	Preamp	A/Pos	T/Pos	Remark	Pol/Phase
	MHz	dBuV/m	dBuV/m	dB	dBuV	dB	dB/m	dB	cm	deg		
1	5722.40	110.99			103.13	7.87	34.50	34.51	165	183	Average	VERTICAL
2	5726.00	125.12			117.26	7.87	34.50	34.51	165	183	Peak	VERTICAL
3	5854.40	63.17	74.00	-10.83	55.06	7.80	34.85	34.54	165	183	Peak	VERTICAL
4	5859.20	50.62	54.00	-3.38	42.47	7.79	34.90	34.54	165	183	Average	VERTICAL

Item 1, 2 are the fundamental frequency at 5720 MHz.

Note: Both antenna polarizations have been tested and only the worst case was recorded in test report.

Temperature	22°C	Humidity	56%
Test Engineer	Peter Wu & Gary Chu	Configurations	IEEE 802.11ac MCS0/Nss2 VHT40 CH 142 / Chain 1 + Chain 2 + Chain 3 + Chain 4
Test Mode	Mode 4		

Channel 142



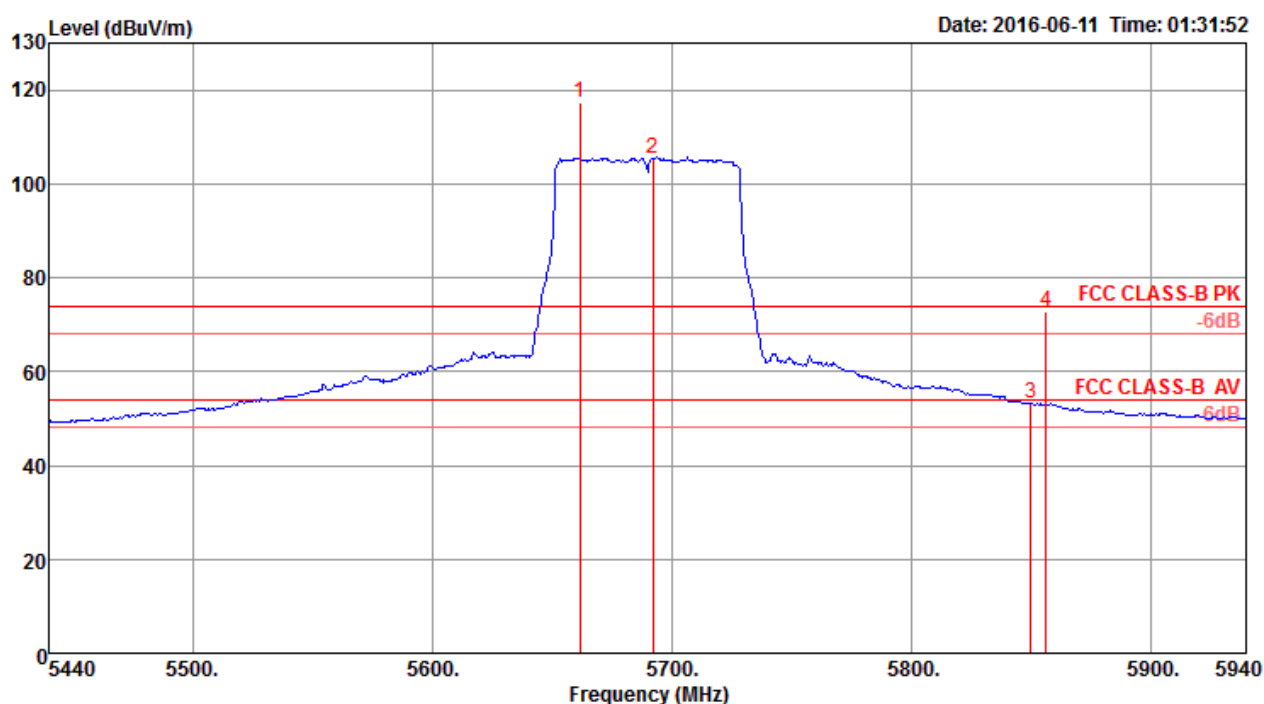
	Freq	Level	Limit	Over	Read	CableAntenna	Preamp	A/Pos	T/Pos	Remark	Pol/Phase
	MHz	dBuV/m	dBuV/m	dB	dBuV	dB	dB/m	dB	cm	deg	
1	5707.60	109.32			101.50	7.88	34.45	34.51	165	177 Average	VERTICAL
2	5722.80	122.58			114.72	7.87	34.50	34.51	165	177 Peak	VERTICAL
3	5854.80	50.48	54.00	-3.52	42.37	7.80	34.85	34.54	165	177 Average	VERTICAL
4	5868.40	62.99	74.00	-11.01	54.84	7.79	34.90	34.54	165	177 Peak	VERTICAL

Item 1, 2 are the fundamental frequency at 5710 MHz.

Note: Both antenna polarizations have been tested and only the worst case was recorded in test report.

Temperature	22°C	Humidity	56%
Test Engineer	Peter Wu & Gary Chu	Configurations	IEEE 802.11ac MCS0/Nss2 VHT80 CH 138 / Chain 1 + Chain 2 + Chain 3 + Chain 4
Test Mode	Mode 4		

Channel 138



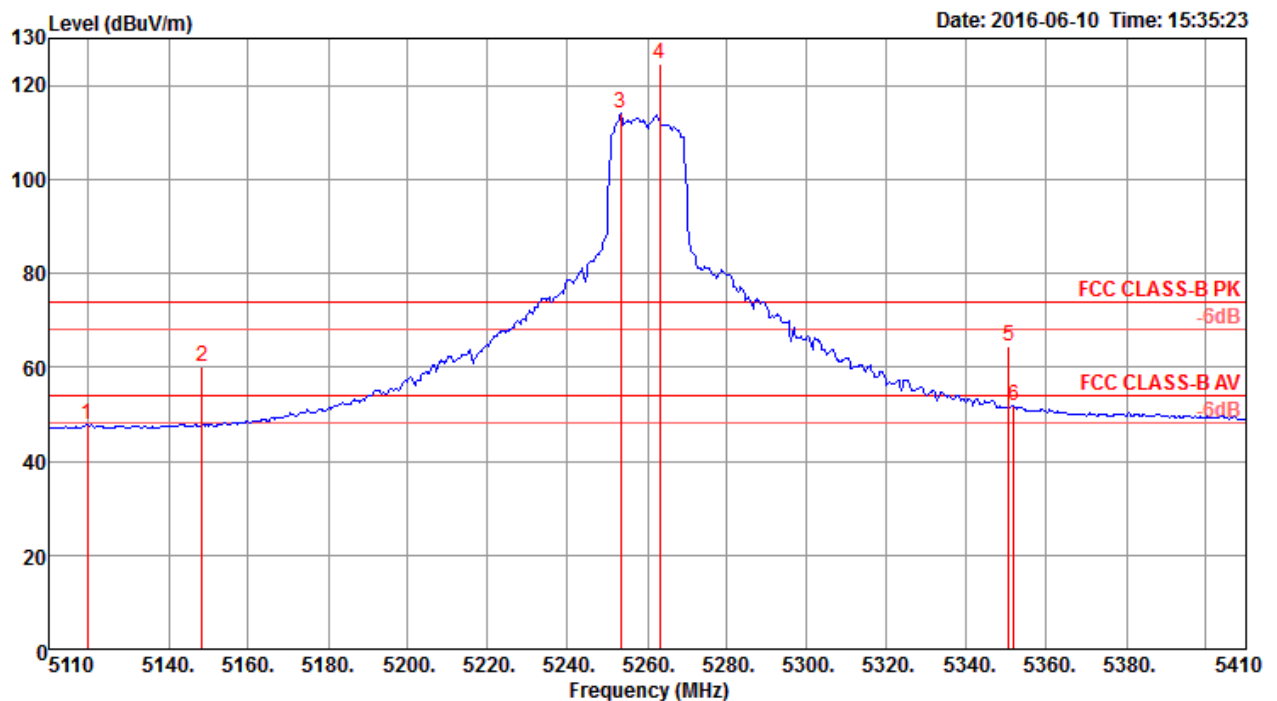
	Freq	Level	Limit	Over	Read	CableAntenna	Preamp	A/Pos	T/Pos	Remark	Pol/Phase
	MHz	dBuV/m	dBuV/m	dB	dBuV	dB	dB/m	dB	cm	deg	
1	5661.96	117.40			109.69	7.91	34.30	34.50	172	179 Peak	VERTICAL
2	5692.40	105.31			97.53	7.89	34.40	34.51	172	179 Average	VERTICAL
3	5850.00	53.31	54.00	-0.69	45.20	7.80	34.85	34.54	172	179 Average	VERTICAL
4	5856.67	72.81	74.00	-1.19	64.66	7.79	34.90	34.54	172	179 Peak	VERTICAL

Item 1, 2 are the fundamental frequency at 5690 MHz.

Note: Both antenna polarizations have been tested and only the worst case was recorded in test report.

Temperature	22°C	Humidity	56%
Test Engineer	Peter Wu & Gary Chu	Configurations	IEEE 802.11ac MCS0/Nss3 VHT20 CH 52, 60, 64 / Chain 1 + Chain 2 + Chain 3 + Chain 4
Test Mode	Mode 4		

Channel 52

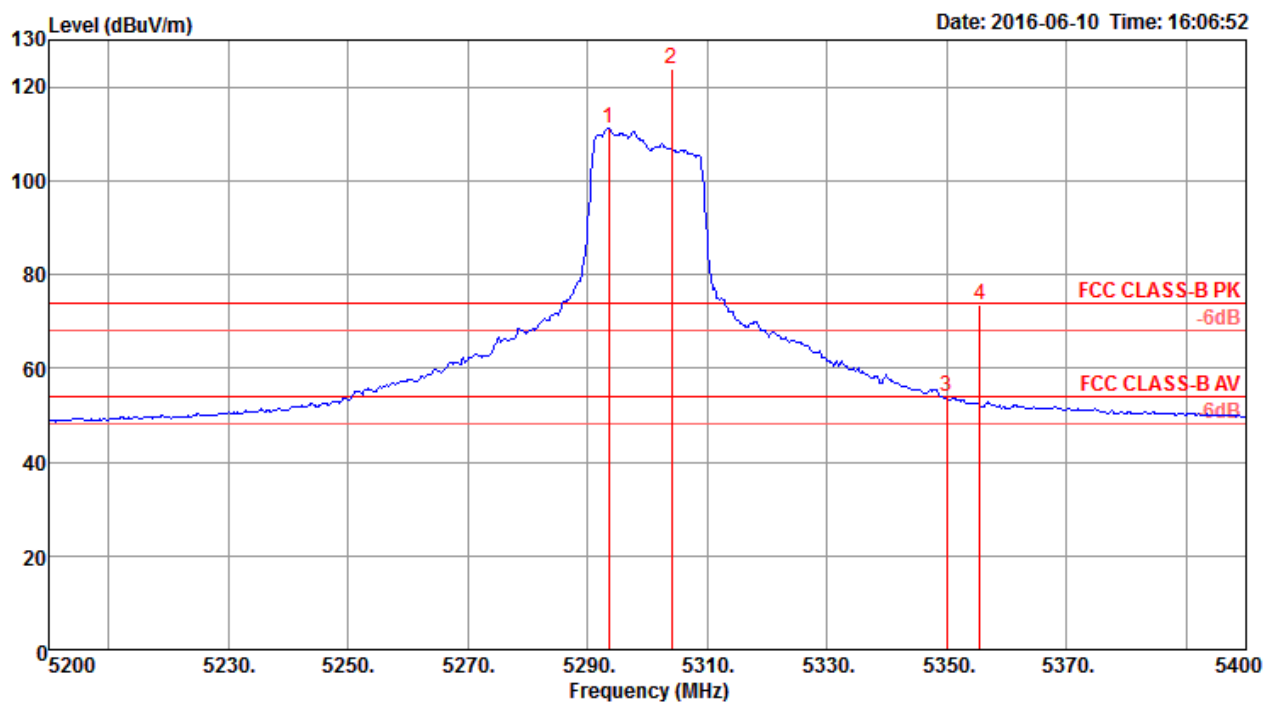


	Freq	Level	Limit	Over	Read	Cable	Antenna	Preamp	A/Pos	T/Pos	Remark	Pol/Phase
	MHz	dBuV/m	dBuV/m	dB	dBuV	dB	dB/m	dB	cm	deg		
1	5119.60	47.93	54.00	-6.07	41.28	7.85	33.27	34.47	180	166	Average	HORIZONTAL
2	5148.40	60.28	74.00	-13.72	53.54	7.90	33.31	34.47	180	166	Peak	HORIZONTAL
3	5253.40	113.94			107.01	7.94	33.46	34.47	180	166	Average	HORIZONTAL
4	5263.00	124.64			117.70	7.93	33.48	34.47	180	166	Peak	HORIZONTAL
5	5350.60	64.54	74.00	-9.46	57.53	7.89	33.59	34.47	180	166	Peak	HORIZONTAL
6	5351.80	51.72	54.00	-2.28	44.71	7.89	33.59	34.47	180	166	Average	HORIZONTAL

Item 3, 4 are the fundamental frequency at 5260 MHz.

Note: Both antenna polarizations have been tested and only the worst case was recorded in test report.

Channel 60

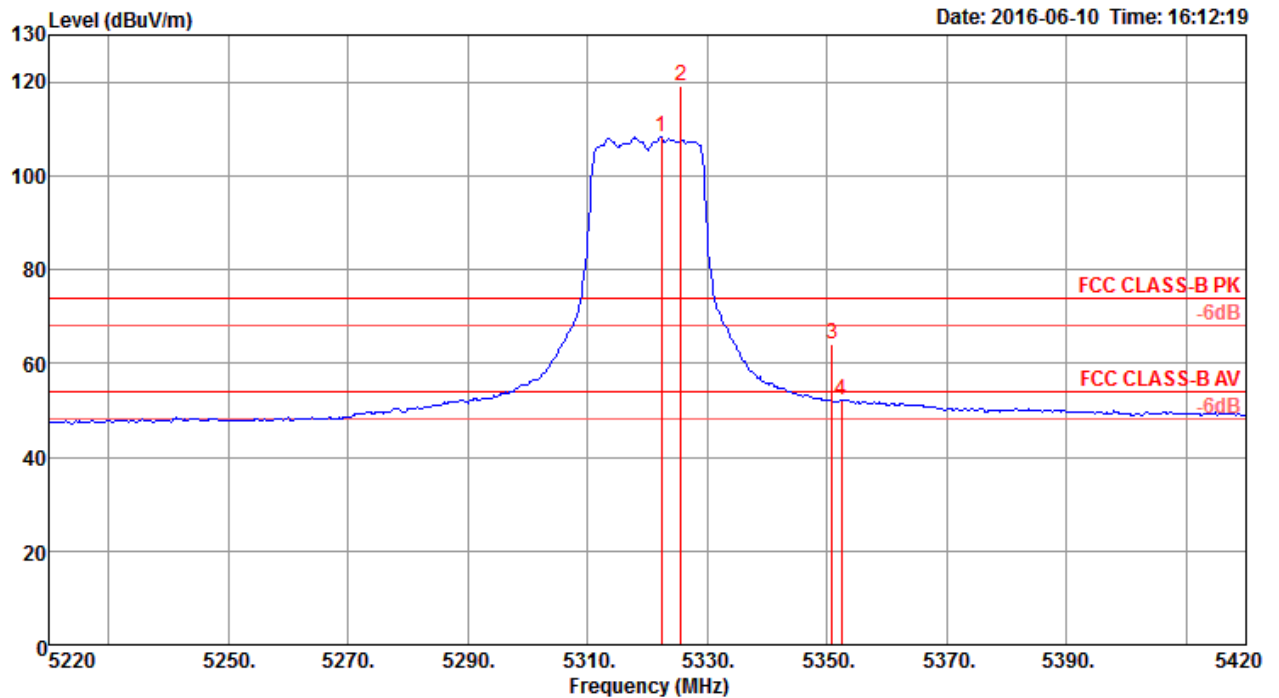


	Freq	Level	Limit	Over	Read	Cable	Antenna	Preamp	A/Pos	T/Pos	Remark	Pol/Phase
	MHz	dBuV/m	dBuV/m	dB	dBuV	dB	dB/m	dB	cm	deg		
1	5293.60	111.18			104.22	7.91	33.52	34.47	198	168	Average	HORIZONTAL
2	5304.00	123.74			116.78	7.91	33.52	34.47	198	168	Peak	HORIZONTAL
3	5350.00	53.84	54.00	-0.16	46.83	7.89	33.59	34.47	198	168	Average	HORIZONTAL
4	5355.60	73.62	74.00	-0.38	66.60	7.88	33.61	34.47	198	168	Peak	HORIZONTAL

Item 1, 2 are the fundamental frequency at 5300 MHz.

Note: Both antenna polarizations have been tested and only the worst case was recorded in test report.

Channel 64



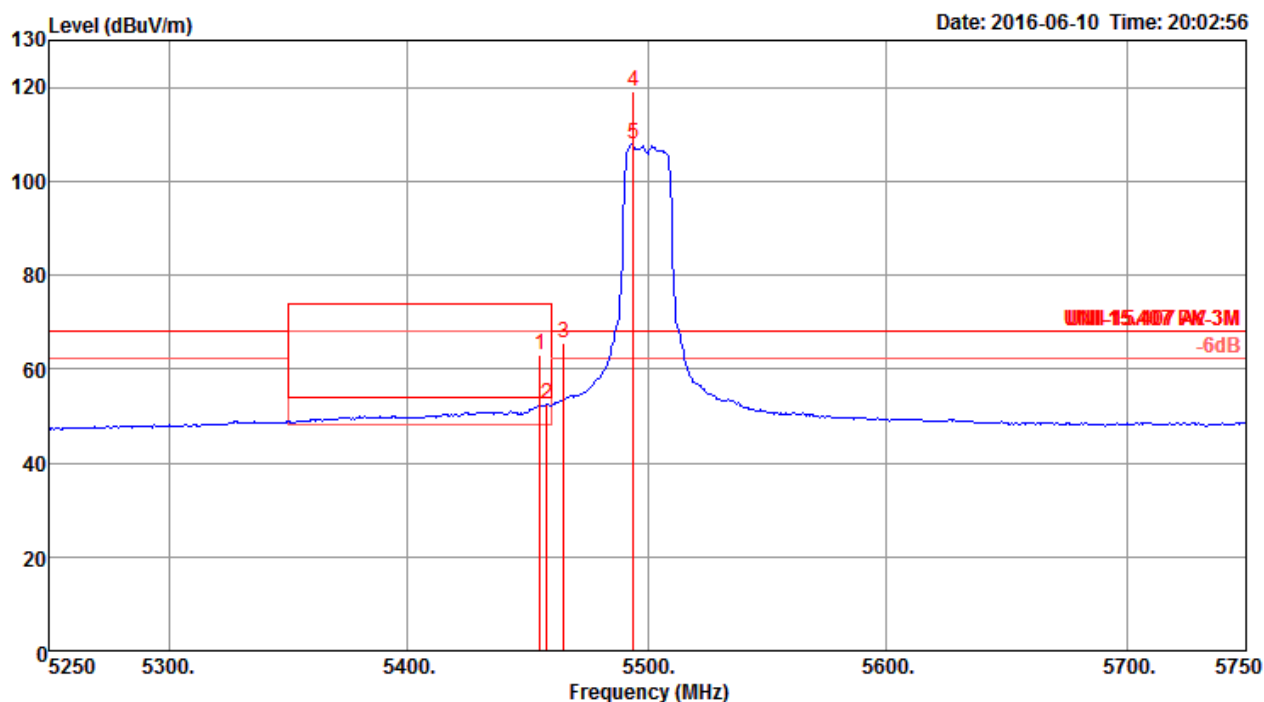
	Freq	Level	Limit	Over	Read	Cable	Antenna	Preamp	A/Pos	T/Pos	Remark	Pol/Phase
	MHz	dBuV/m	dBuV/m	dB	dBuV	dB	dB/m	dB	cm	deg		
1	5322.40	108.18			101.19	7.91	33.55	34.47	171	180	Average	VERTICAL
2	5325.60	118.99			111.99	7.90	33.57	34.47	171	180	Peak	VERTICAL
3	5350.80	64.17	74.00	-9.83	57.16	7.89	33.59	34.47	171	180	Peak	VERTICAL
4	5352.40	52.27	54.00	-1.73	45.26	7.89	33.59	34.47	171	180	Average	VERTICAL

Item 1, 2 are the fundamental frequency at 5320 MHz.

Note: Both antenna polarizations have been tested and only the worst case was recorded in test report.

Temperature	22°C	Humidity	56%
Test Engineer	Peter Wu & Gary Chu	Configurations	IEEE 802.11ac MCS0/Nss3 VHT20 CH 100, 116, 140 / Chain 1 + Chain 2 + Chain 3 + Chain 4
Test Mode	Mode 4		

Channel 100

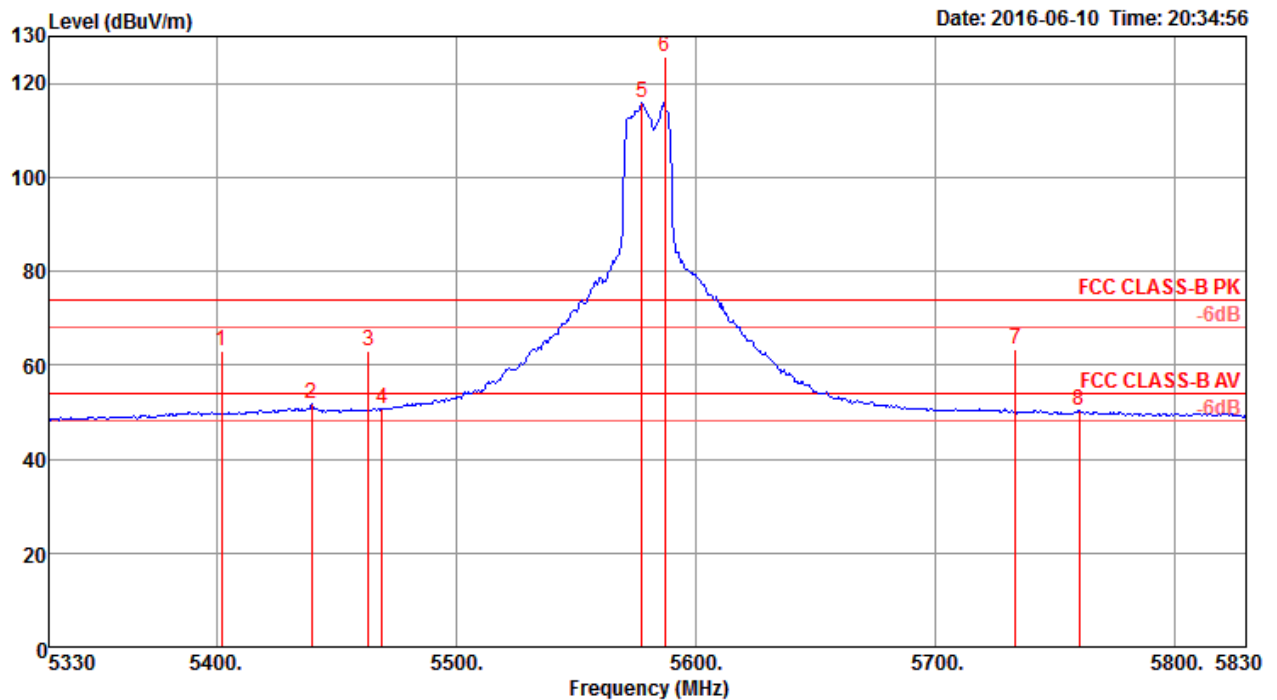


	Freq	Level	Limit	Over	Read	Cable	Antenna	Preamp	A/Pos	T/Pos	Remark	Pol/Phase
	MHz	dBuV/m	dBuV/m	dB	dBuV	dB	dB/m	dB	cm	deg		
1	5455.00	62.83	74.00	-11.17	55.67	7.89	33.74	34.47	183	182	Peak	VERTICAL
2	5458.00	52.48	54.00	-1.52	45.32	7.89	33.74	34.47	183	182	Average	VERTICAL
3	5465.00	65.48	68.20	-2.72	58.29	7.90	33.76	34.47	183	182	Peak	VERTICAL
4	5494.00	119.11			111.90	7.90	33.78	34.47	183	182	Peak	VERTICAL
5	5494.00	107.91			100.70	7.90	33.78	34.47	183	182	Average	VERTICAL

Item 4, 5 are the fundamental frequency at 5500 MHz.

Note: Both antenna polarizations have been tested and only the worst case was recorded in test report.

Channel 116

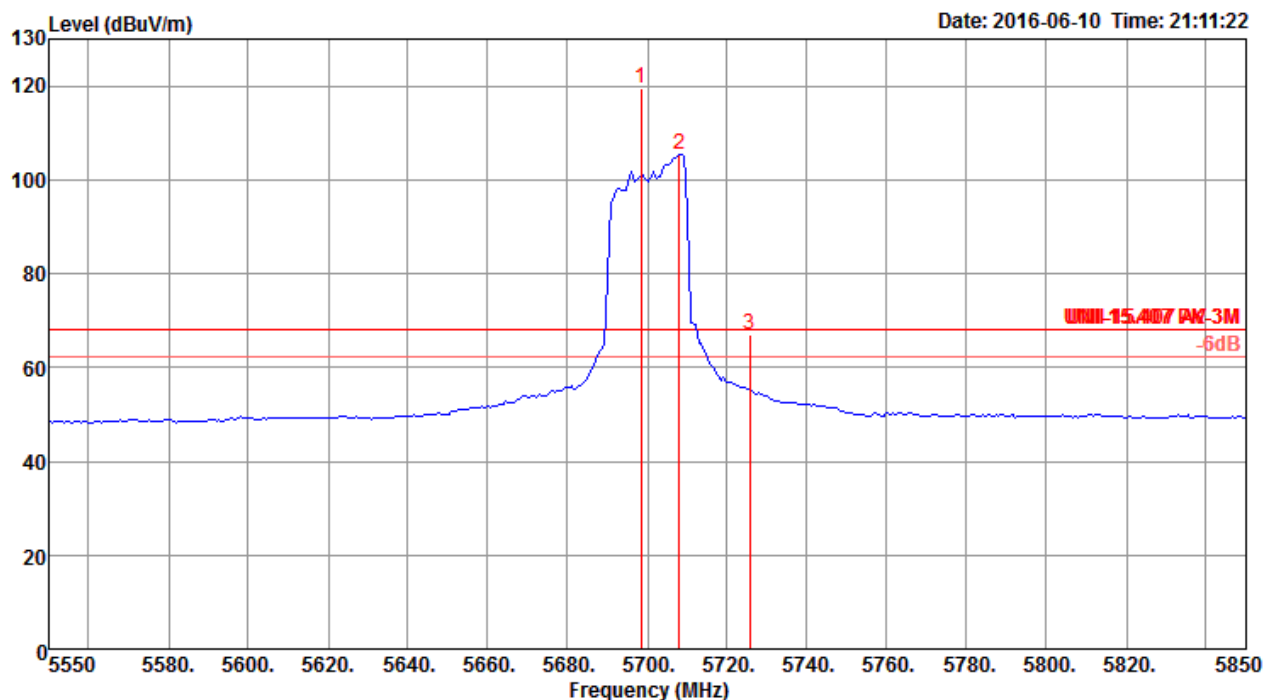


	Freq	Level	Line	Limit	Level	Table	Antenna	Preamp	A/Pos	T/Pos	Remark	Pol/Phase
	MHz	dBuV/m	dBuV/m	dB	dBuV	Loss	Factor	Factor				
1	5402.12	62.84	74.00	-11.16	55.77	7.87	33.67	34.47	173	177	Peak	HORIZONTAL
2	5439.78	51.93	54.00	-2.07	44.80	7.88	33.72	34.47	173	177	Average	HORIZONTAL
3	5463.59	62.83	74.00	-11.17	55.64	7.90	33.76	34.47	173	177	Peak	HORIZONTAL
4	5469.20	50.73	54.00	-3.27	43.54	7.90	33.76	34.47	173	177	Average	HORIZONTAL
5	5577.60	115.75			108.24	7.94	34.05	34.48	173	177	Average	HORIZONTAL
6	5587.21	125.63			118.13	7.94	34.05	34.49	173	177	Peak	HORIZONTAL
7	5733.85	63.40	74.00	-10.60	55.55	7.87	34.50	34.52	173	177	Peak	HORIZONTAL
8	5760.29	50.35	54.00	-3.65	42.42	7.85	34.60	34.52	173	177	Average	HORIZONTAL

Item 5, 6 are the fundamental frequency at 5580 MHz.

Note: Both antenna polarizations have been tested and only the worst case was recorded in test report.

Channel 140



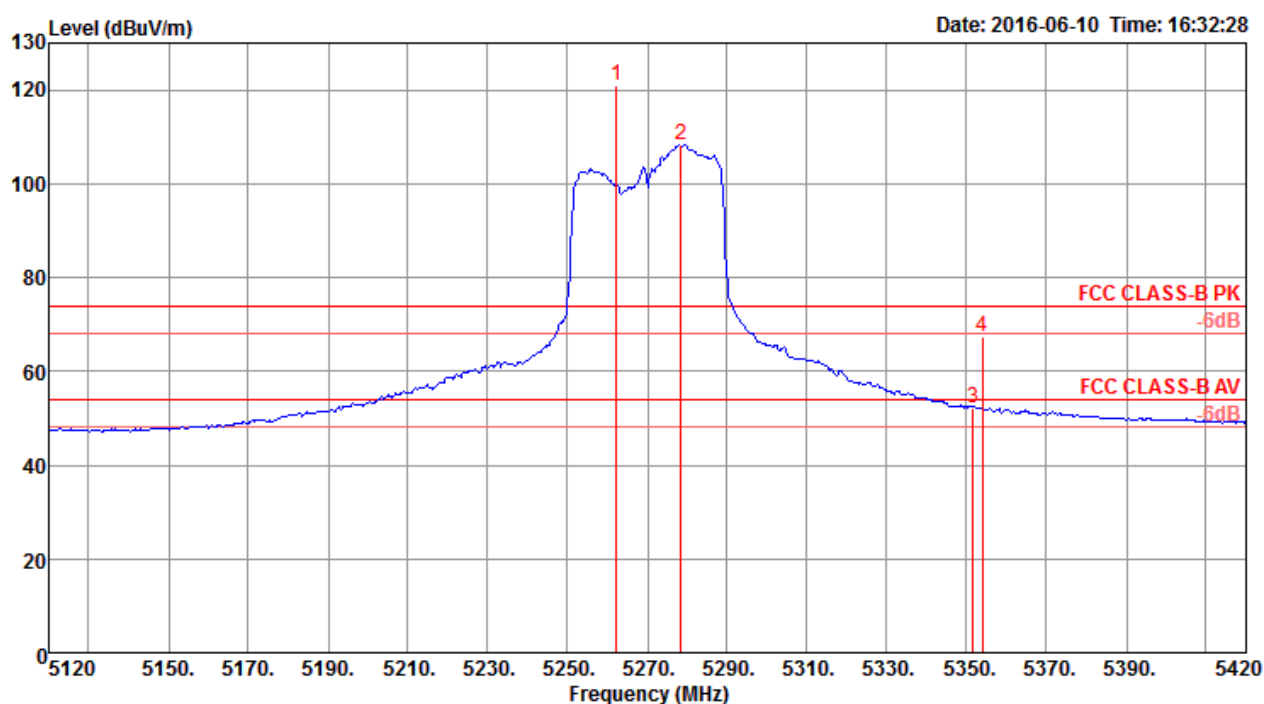
	Freq	Level	Limit	Over	Read	CableAntenna	Preamp	A/Pos	T/Pos	Remark	Pol/Phase
	MHz	dBuV/m	dBuV/m	dB	dBuV	dB	dB/m	dB	cm	deg	
1	5698.40	119.32			111.54	7.89	34.40	34.51	182	178	Peak
2	5708.01	105.51			97.69	7.88	34.45	34.51	182	178	Average
3	5725.64	67.13	68.20	-1.07	59.27	7.87	34.50	34.51	182	178	Peak

Item 1, 2 are the fundamental frequency at 5700 MHz.

Note: Both antenna polarizations have been tested and only the worst case was recorded in test report.

Temperature	22°C	Humidity	56%
Test Engineer	Peter Wu & Gary Chu	Configurations	IEEE 802.11ac MCS0/Nss3 VHT40 CH 54, 62 / Chain 1 + Chain 2 + Chain 3 + Chain 4
Test Mode	Mode 4		

Channel 54

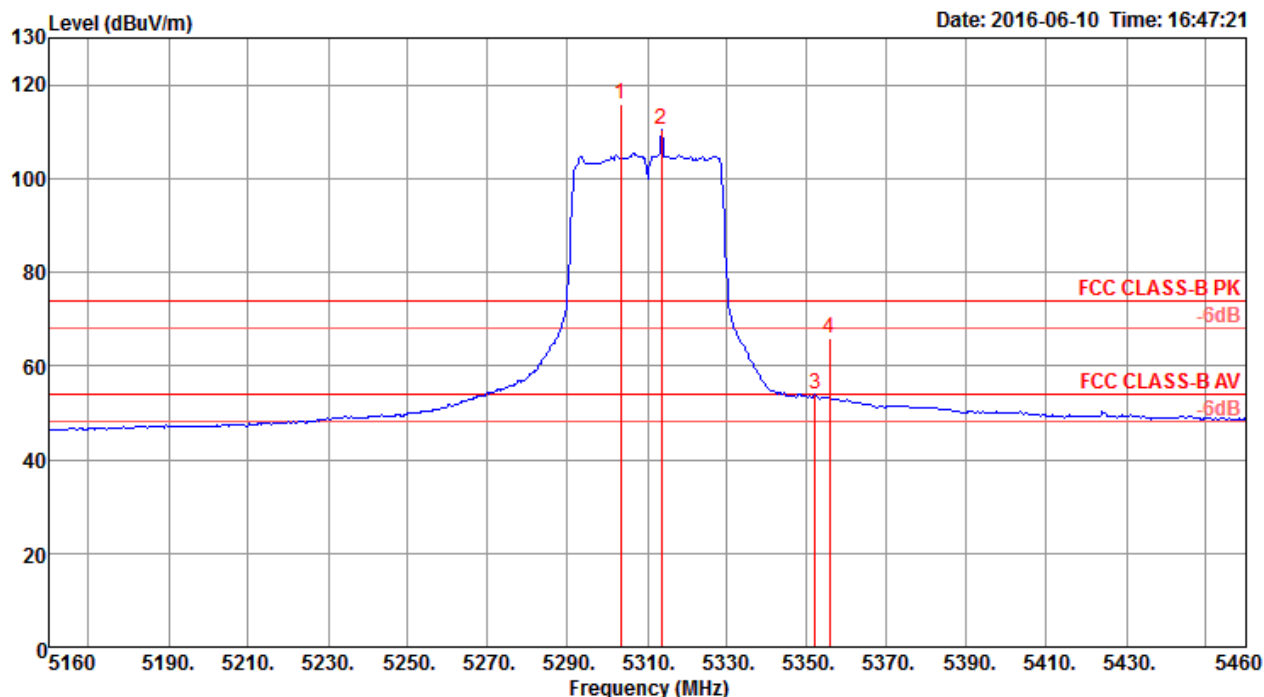


	Freq	Level	Limit	Over	Read	CableAntenna	Preamp	A/Pos	T/Pos	Remark	Pol/Phase
	MHz	dBuV/m	dBuV/m	dB	dBuV	dB	dB/m	dB	cm	deg	
1	5262.20	120.94			114.00	7.93	33.48	34.47	196	166 Peak	HORIZONTAL
2	5278.40	108.22			101.27	7.92	33.50	34.47	196	166 Average	HORIZONTAL
3	5351.60	52.32	54.00	-1.68	45.31	7.89	33.59	34.47	196	166 Average	HORIZONTAL
4	5354.00	67.53	74.00	-6.47	60.52	7.89	33.59	34.47	196	166 Peak	HORIZONTAL

Item 1, 2 are the fundamental frequency at 5270 MHz.

Note: Both antenna polarizations have been tested and only the worst case was recorded in test report.

Channel 62



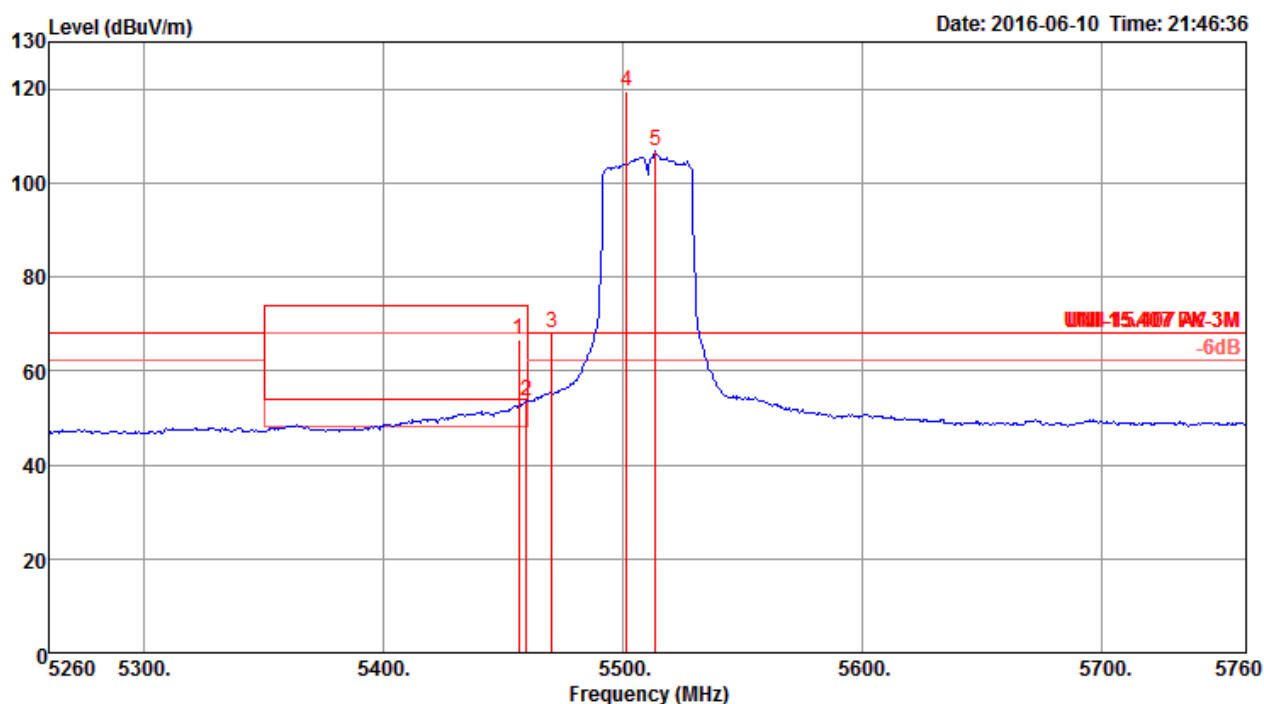
	Freq	Level	Limit	Over	Read	Cable	Antenna	Preamp	A/Pos	T/Pos	Remark	Pol/Phase
	MHz	dBuV/m	dBuV/m	dB	dBuV	dB	dB/m	dB	cm	deg		
1	5303.40	115.97			109.01	7.91	33.52	34.47	190	184	Peak	VERTICAL
2	5313.60	110.50			103.51	7.91	33.55	34.47	190	184	Average	VERTICAL
3	5352.00	53.82	54.00	-0.18	46.81	7.89	33.59	34.47	190	184	Average	VERTICAL
4	5355.60	65.96	74.00	-8.04	58.94	7.88	33.61	34.47	190	184	Peak	VERTICAL

Item 1, 2 are the fundamental frequency at 5310 MHz.

Note: Both antenna polarizations have been tested and only the worst case was recorded in test report.

Temperature	22°C	Humidity	56%
Test Engineer	Peter Wu & Gary Chu	Configurations	IEEE 802.11ac MCS0/Nss3 VHT40 CH 102, 110, 134 / Chain 1 + Chain 2 + Chain 3 + Chain 4
Test Mode	Mode 4		

Channel 102

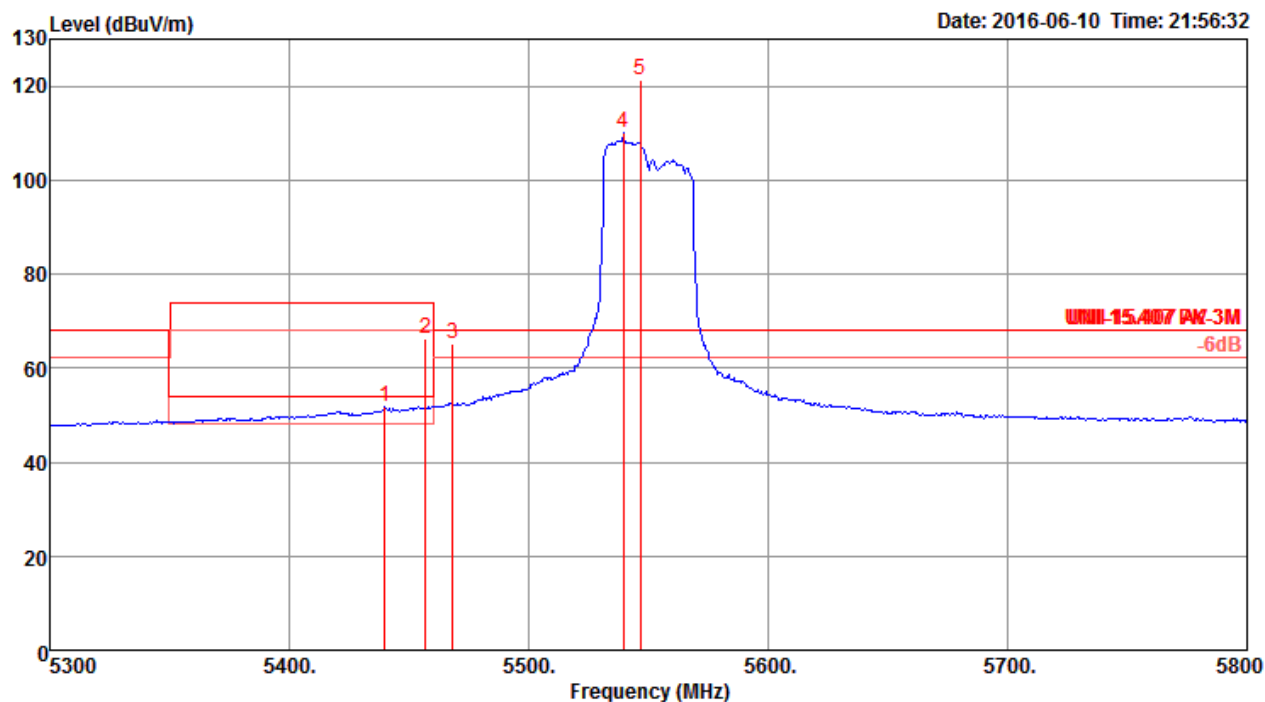


	Freq	Level	Limit	Over	Read	Cable	Antenna	Preamp	A/Pos	T/Pos	Remark	Pol/Phase
	MHz	dBuV/m	dBuV/m	dB	dBuV	dB	dB/m	dB	cm	deg		
1	5456.31	66.60	74.00	-7.40	59.44	7.89	33.74	34.47	187	180	Peak	VERTICAL
2	5459.52	53.58	54.00	-0.42	46.42	7.89	33.74	34.47	187	180	Average	VERTICAL
3	5470.00	67.95	68.20	-0.25	60.76	7.90	33.76	34.47	187	180	Peak	VERTICAL
4	5501.19	119.47			112.23	7.91	33.80	34.47	187	180	Peak	VERTICAL
5	5513.21	106.74			99.44	7.92	33.85	34.47	187	180	Average	VERTICAL

Item 4, 5 are the fundamental frequency at 5510 MHz.

Note: Both antenna polarizations have been tested and only the worst case was recorded in test report.

Channel 110

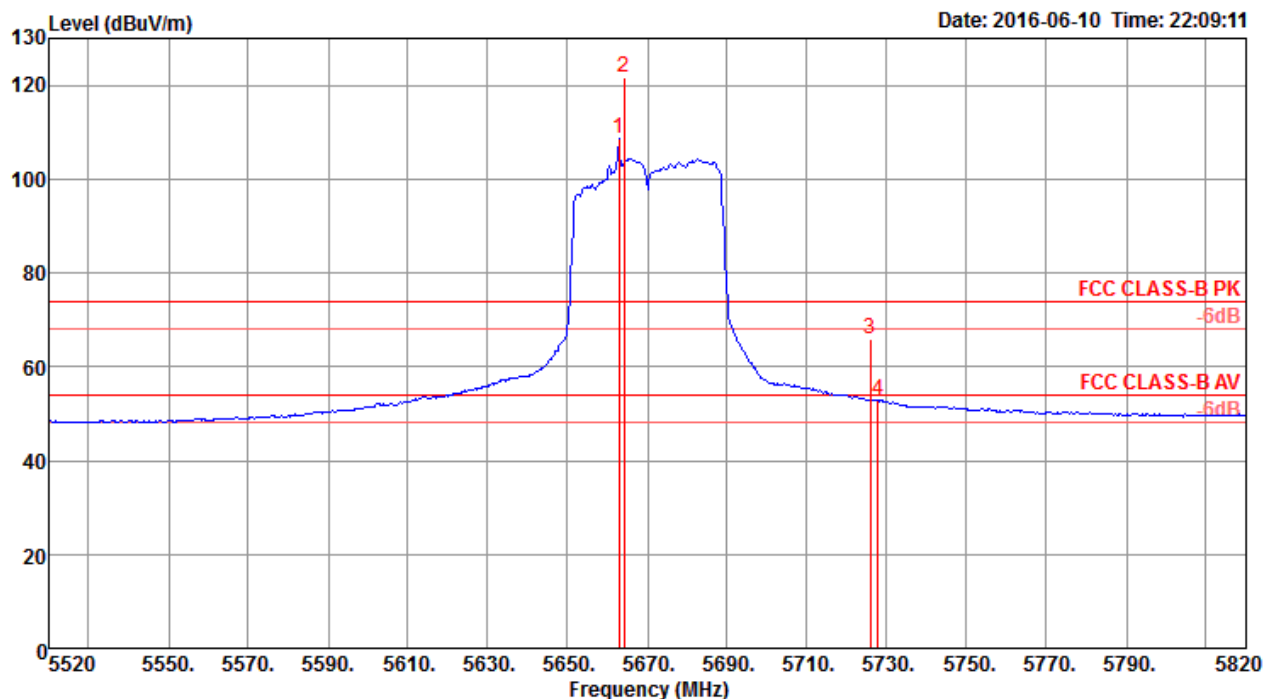


	Freq	Level	Limit	Over	Read	CableAntenna	Preamp	A/Pos	T/Pos	Remark	Pol/Phase
	MHz	dBuV/m	dBuV/m	dB	dBuV	dB	dB/m	dB	cm	deg	
1	5440.00	51.91	54.00	-2.09	44.78	7.88	33.72	34.47	202	177 Average	HORIZONTAL
2	5457.05	66.23	74.00	-7.77	59.07	7.89	33.74	34.47	202	177 Peak	HORIZONTAL
3	5468.27	65.08	68.20	-3.12	57.89	7.90	33.76	34.47	202	177 Peak	HORIZONTAL
4	5539.58	110.19			102.85	7.92	33.90	34.48	202	177 Average	HORIZONTAL
5	5546.80	121.16			113.76	7.93	33.95	34.48	202	177 Peak	HORIZONTAL

Item 4, 5 are the fundamental frequency at 5550 MHz.

Note: Both antenna polarizations have been tested and only the worst case was recorded in test report.

Channel 134



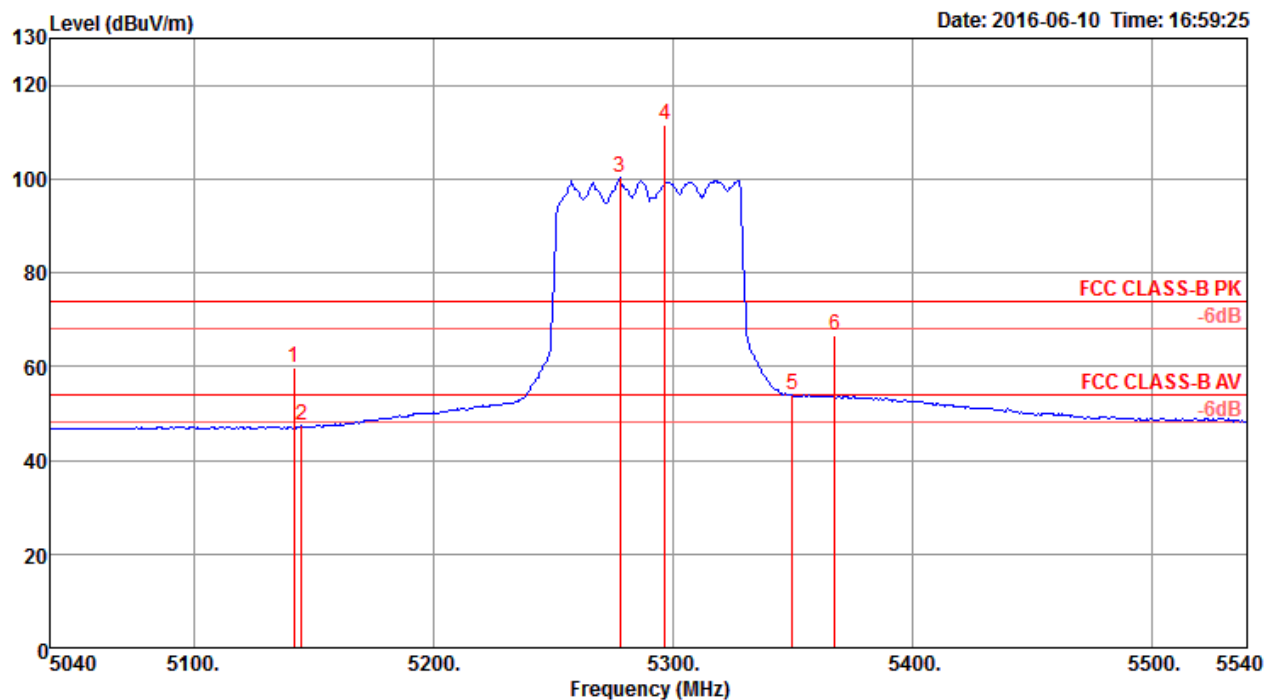
	Freq	Level	Limit	Over	Read	Cable	Antenna	Preamp	A/Pos	T/Pos	Remark	Pol/Phase
	MHz	dBuV/m	dBuV/m	dB	dBuV	dB	dB/m	dB	cm	deg		
1	5662.79	108.71			101.00	7.91	34.30	34.50	162	184	Average	HORIZONTAL
2	5664.23	121.73			114.02	7.91	34.30	34.50	162	184	Peak	HORIZONTAL
3	5725.77	65.91	74.00	-8.09	58.05	7.87	34.50	34.51	162	184	Peak	HORIZONTAL
4	5727.69	52.94	54.00	-1.06	45.09	7.87	34.50	34.52	162	184	Average	HORIZONTAL

Item 1, 2 are the fundamental frequency at 5670 MHz.

Note: Both antenna polarizations have been tested and only the worst case was recorded in test report.

Temperature	22°C	Humidity	56%
Test Engineer	Peter Wu & Gary Chu	Configurations	IEEE 802.11ac MCS0/Nss3 VHT80 CH 58 / Chain 1 + Chain 2 + Chain 3 + Chain 4
Test Mode	Mode 4		

Channel 58



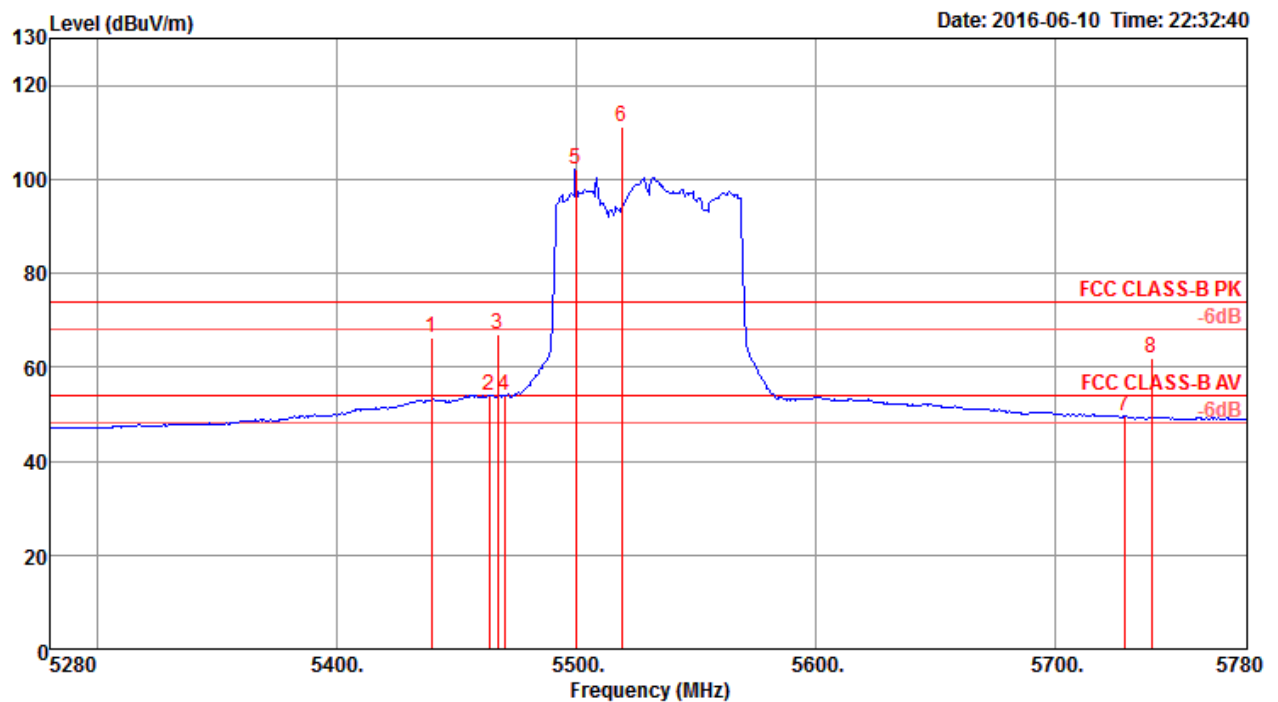
	Freq	Level	Limit	Over	Read	Cable	Antenna	Preamp	A/Pos	T/Pos	Remark	Pol/Phase
	MHz	dBuV/m	dBuV/m	dB	dBuV	dB	dB/m	dB	cm	deg		
1	5142.00	59.83	74.00	-14.17	53.09	7.90	33.31	34.47	171	174	Peak	HORIZONTAL
2	5145.00	47.33	54.00	-6.67	40.59	7.90	33.31	34.47	171	174	Average	HORIZONTAL
3	5278.00	100.16			93.21	7.92	33.50	34.47	171	174	Average	HORIZONTAL
4	5297.00	111.38			104.42	7.91	33.52	34.47	171	174	Peak	HORIZONTAL
5	5350.00	53.82	54.00	-0.18	46.81	7.89	33.59	34.47	171	174	Average	HORIZONTAL
6	5368.00	66.49	74.00	-7.51	59.47	7.88	33.61	34.47	171	174	Peak	HORIZONTAL

Item 3, 4 are the fundamental frequency at 5290 MHz.

Note: Both antenna polarizations have been tested and only the worst case was recorded in test report.

Temperature	22°C	Humidity	56%
Test Engineer	Peter Wu & Gary Chu	Configurations	IEEE 802.11ac MCS0/Nss3 VHT80 CH 106, 122 / Chain 1 + Chain 2 + Chain 3 + Chain 4
Test Mode	Mode 4		

Channel 106

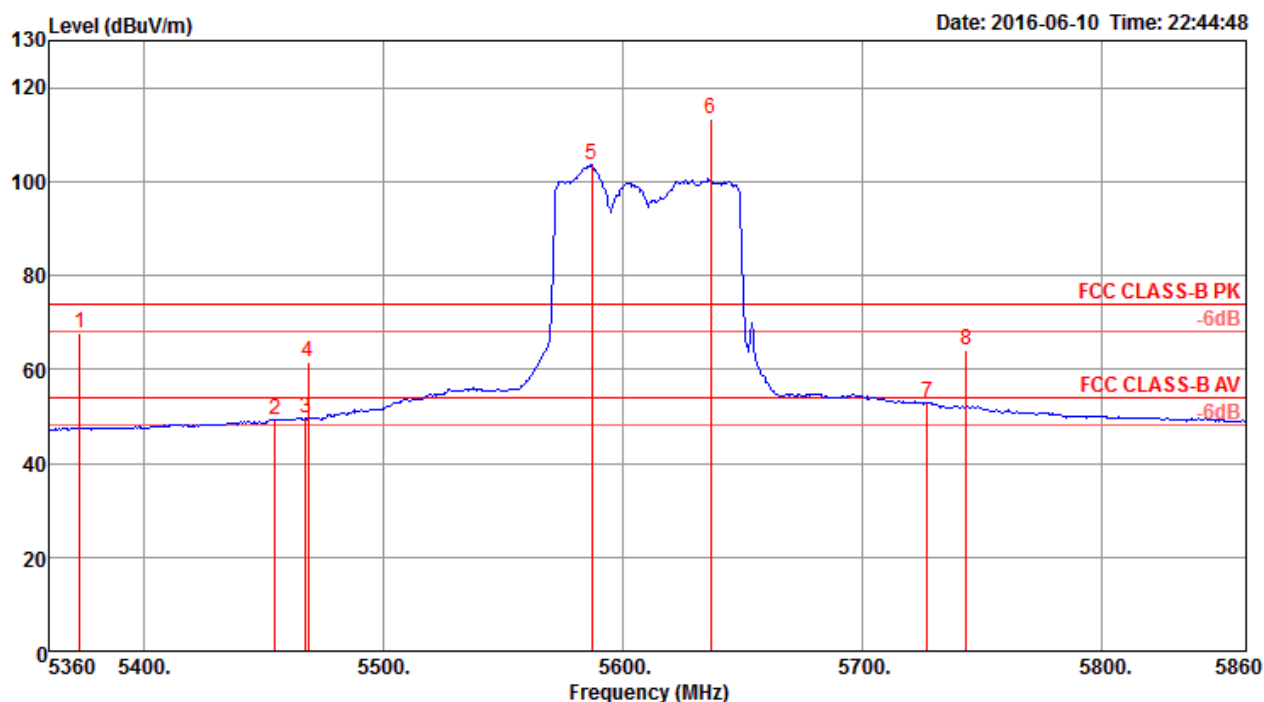


	Freq	Level	Limit	Over	Read	Cable	Antenna	Preamp	A/Pos	T/Pos	Remark	Pol/Phase
	MHz	dBuV/m	dBuV/m	dB	dBuV	dB	dB/m	dB	cm	deg		
1	5439.46	66.23	74.00	-7.77	59.10	7.88	33.72	34.47	185	178	Peak	HORIZONTAL
2	5463.49	53.97	54.00	-0.03	46.81	7.89	33.74	34.47	185	178	Average	HORIZONTAL
3	5467.21	66.95	74.00	-7.05	59.76	7.90	33.76	34.47	185	178	Peak	HORIZONTAL
4	5470.00	53.82	54.00	-0.18	46.63	7.90	33.76	34.47	185	178	Average	HORIZONTAL
5	5499.55	101.97			94.73	7.91	33.80	34.47	185	178	Average	HORIZONTAL
6	5518.78	111.12			103.82	7.92	33.85	34.47	185	178	Peak	HORIZONTAL
7	5728.72	49.47	54.00	-4.53	41.62	7.87	34.50	34.52	185	178	Average	HORIZONTAL
8	5739.94	62.03	74.00	-11.97	54.14	7.86	34.55	34.52	185	178	Peak	HORIZONTAL

Item 5, 6 are the fundamental frequency at 5530 MHz.

Note: Both antenna polarizations have been tested and only the worst case was recorded in test report.

Channel 122



	Freq	Level	Line	Limit	Level	Table	Antenna	Preamp	A/Pos	T/Pos	Remark	Pol/Phase
	MHz	dBuV/m	dBuV/m	dB	dBuV	Loss	Factor	Factor	cm	deg		
1	5372.82	67.82	74.00	-6.18	60.79	7.87	33.63	34.47	190	187	Peak	HORIZONTAL
2	5454.55	49.31	54.00	-4.69	42.15	7.89	33.74	34.47	190	187	Average	HORIZONTAL
3	5467.37	49.74	54.00	-4.26	42.55	7.90	33.76	34.47	190	187	Average	HORIZONTAL
4	5468.40	61.63	74.00	-12.37	54.44	7.90	33.76	34.47	190	187	Peak	HORIZONTAL
5	5586.76	103.48			95.98	7.94	34.05	34.49	190	187	Average	HORIZONTAL
6	5636.44	113.21			105.58	7.93	34.20	34.50	190	187	Peak	HORIZONTAL
7	5726.99	52.81	54.00	-1.19	44.96	7.87	34.50	34.52	190	187	Average	HORIZONTAL
8	5743.01	64.06	74.00	-9.94	56.17	7.86	34.55	34.52	190	187	Peak	HORIZONTAL

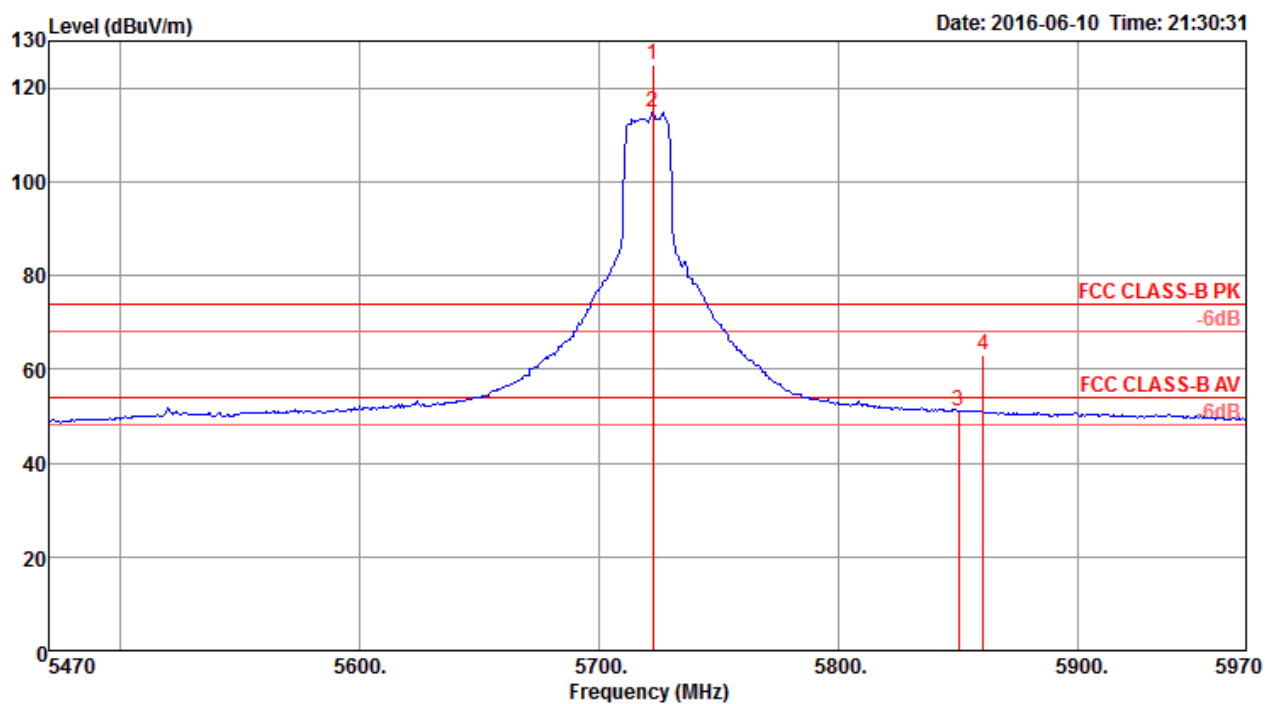
Item 5, 6 are the fundamental frequency at 5610 MHz.

Note: Both antenna polarizations have been tested and only the worst case was recorded in test report.

Straddle Channel

Temperature	22°C	Humidity	56%
Test Engineer	Peter Wu & Gary Chu	Configurations	IEEE 802.11ac MCS0/Nss3 VHT20 CH 144 / Chain 1 + Chain 2 + Chain 3 + Chain 4
Test Mode	Mode 4		

Channel 144



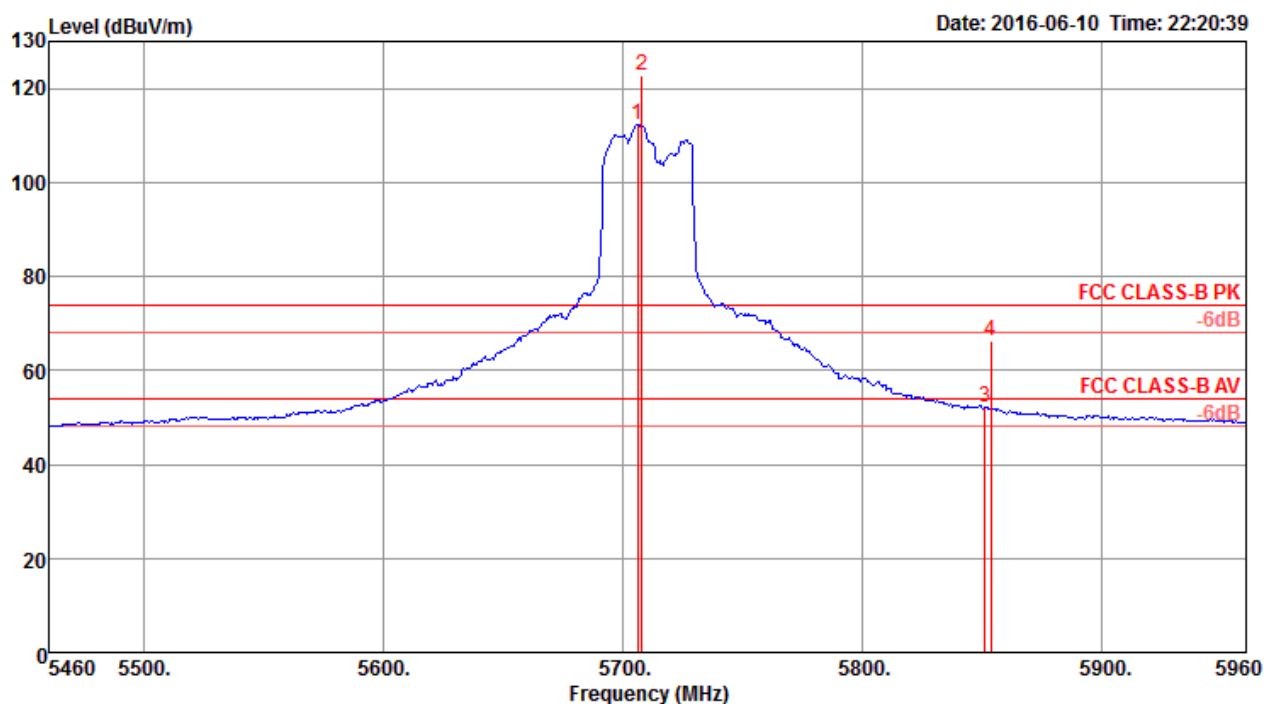
	Freq	Level	Limit	Over	Read	Cable	Antenna	Preamp	A/Pos	T/Pos	Remark	Pol/Phase
	MHz	dBuV/m	dBuV/m	dB	dBuV	dB	dB/m	dB	cm	deg		
1	5722.40	125.08			117.22	7.87	34.50	34.51	183	178	Peak	VERTICAL
2	5722.40	114.97			107.11	7.87	34.50	34.51	183	178	Average	VERTICAL
3	5850.00	51.09	54.00	-2.91	42.98	7.80	34.85	34.54	183	178	Average	VERTICAL
4	5860.22	63.05	74.00	-10.95	54.90	7.79	34.90	34.54	183	178	Peak	VERTICAL

Item 1, 2 are the fundamental frequency at 5720 MHz.

Note: Both antenna polarizations have been tested and only the worst case was recorded in test report.

Temperature	22°C	Humidity	56%
Test Engineer	Peter Wu & Gary Chu	Configurations	IEEE 802.11ac MCS0/Nss3 VHT40 CH 142 / Chain 1 + Chain 2 + Chain 3 + Chain 4
Test Mode	Mode 4		

Channel 142



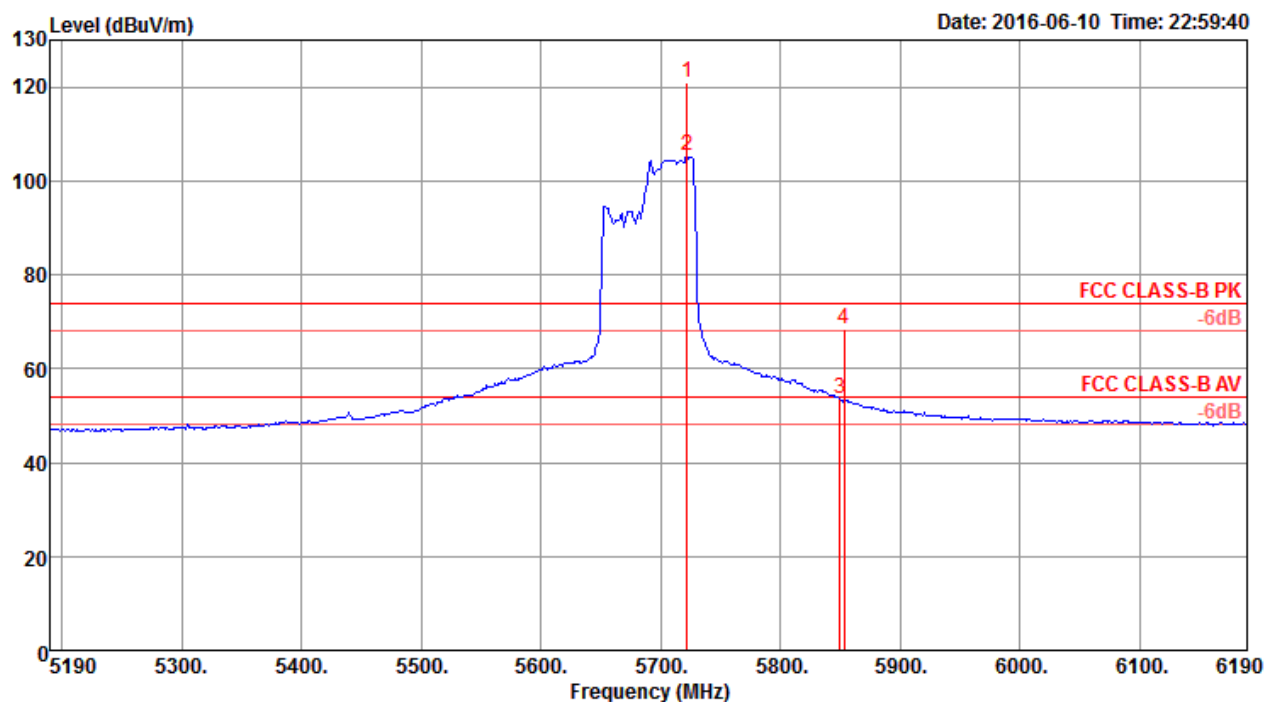
	Freq	Level	Limit	Over	Read	Cable	Antenna	Preamp	A/Pos	T/Pos	Remark	Pol/Phase
	MHz	dBuV/m	dBuV/m	dB	dBuV	dB	dB/m	dB	cm	deg		
1	5705.99	112.30			104.48	7.88	34.45	34.51	190	183	Average	HORIZONTAL
2	5707.60	122.68			114.86	7.88	34.45	34.51	190	183	Peak	HORIZONTAL
3	5851.03	52.11	54.00	-1.89	44.00	7.80	34.85	34.54	190	183	Average	HORIZONTAL
4	5853.43	66.38	74.00	-7.62	58.27	7.80	34.85	34.54	190	183	Peak	HORIZONTAL

Item 1, 2 are the fundamental frequency at 5710 MHz.

Note: Both antenna polarizations have been tested and only the worst case was recorded in test report.

Temperature	22°C	Humidity	56%
Test Engineer	Peter Wu & Gary Chu	Configurations	IEEE 802.11ac MCS0/Nss3 VHT80 CH 138 / Chain 1 + Chain 2 + Chain 3 + Chain 4
Test Mode	Mode 4		

Channel 138



	Freq	Level	Limit	Over	Read	CableAntenna	Preamp	A/Pos	T/Pos	Remark	Pol/Phase
	MHz	dBuV/m	dBuV/m	dB	dBuV	dB	dB/m	dB	cm	deg	
1	5722.05	120.90			113.08	7.88	34.45	34.51	176	181	Peak
2	5722.05	105.51			97.69	7.88	34.45	34.51	176	181	Average
3	5850.00	53.47	54.00	-0.53	45.36	7.80	34.85	34.54	176	181	Average
4	5853.46	68.38	74.00	-5.62	60.27	7.80	34.85	34.54	176	181	Peak

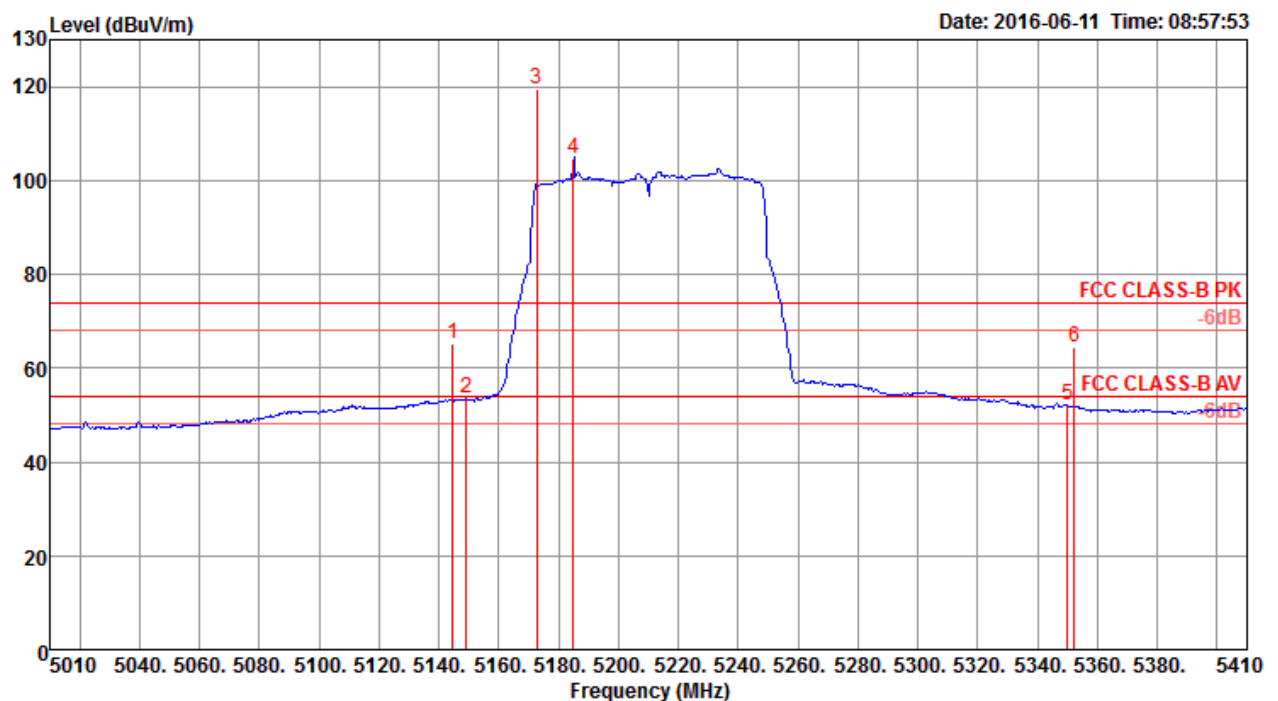
Item 1, 2 are the fundamental frequency at 5690 MHz.

Note: Both antenna polarizations have been tested and only the worst case was recorded in test report.

802.11ac MCS0/Nss2 VHT80+80

Temperature	22°C	Humidity	56%
Test Engineer	Peter Wu & Gary Chu	Configurations	IEEE 802.11ac MCS0/Nss2 VHT80+80 Type 1 / CH 42+106 / Chain 1 + Chain 2 + Chain 3 + Chain 4
Test Mode	Mode 4		

Channel 42

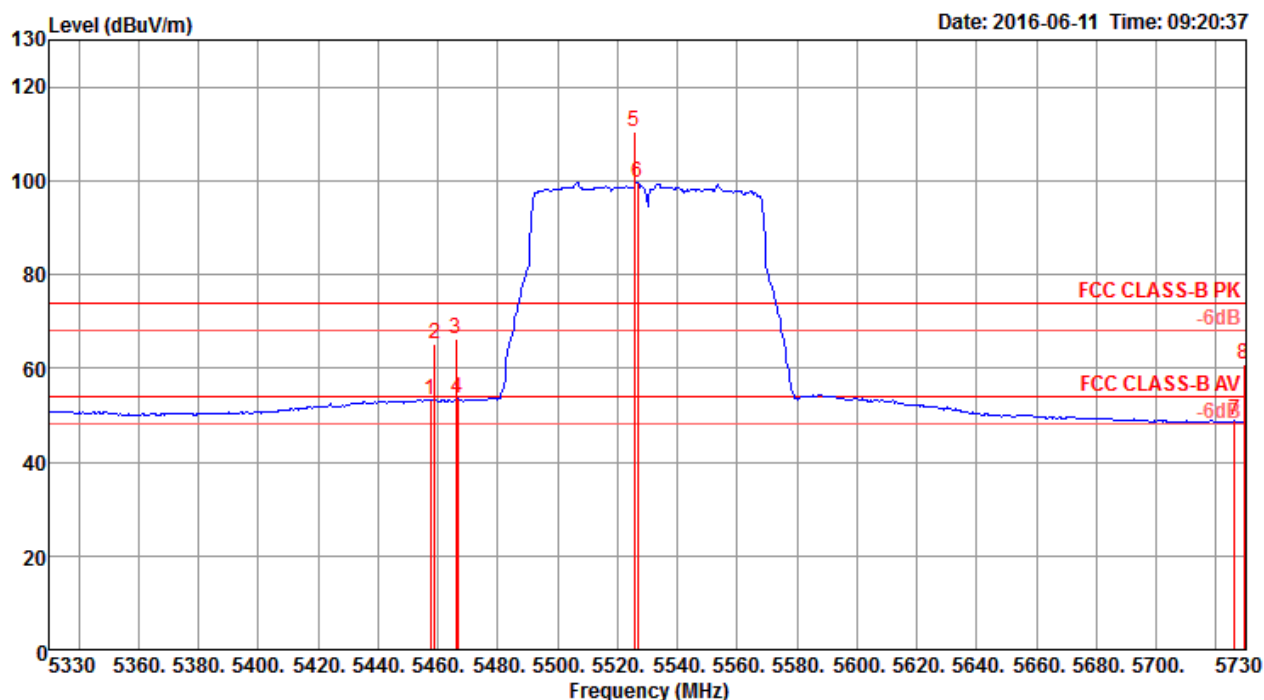


	Freq	Level	Limit	Over	Read	Cable	Antenna	Preamp	A/Pos	T/Pos	Remark	Pol/Phase
	MHz	dBuV/m	dBuV/m	dB	dBuV	Loss	Factor	Factor	cm	deg		
1	5144.62	65.14	74.00	-8.86	58.40	7.90	33.31	34.47	194	183	Peak	HORIZONTAL
2	5149.10	53.74	54.00	-0.26	47.00	7.90	33.31	34.47	194	183	Average	HORIZONTAL
3	5172.82	119.40			112.57	7.95	33.35	34.47	194	183	Peak	HORIZONTAL
4	5185.00	104.81			97.98	7.95	33.35	34.47	194	183	Average	HORIZONTAL
5	5350.00	51.99	54.00	-2.01	44.98	7.89	33.59	34.47	194	183	Average	HORIZONTAL
6	5352.31	64.59	74.00	-9.41	57.58	7.89	33.59	34.47	194	183	Peak	HORIZONTAL

Item 3, 4 are the fundamental frequency at 5210 MHz.

Note: Both antenna polarizations have been tested and only the worst case was recorded in test report.

Channel 106



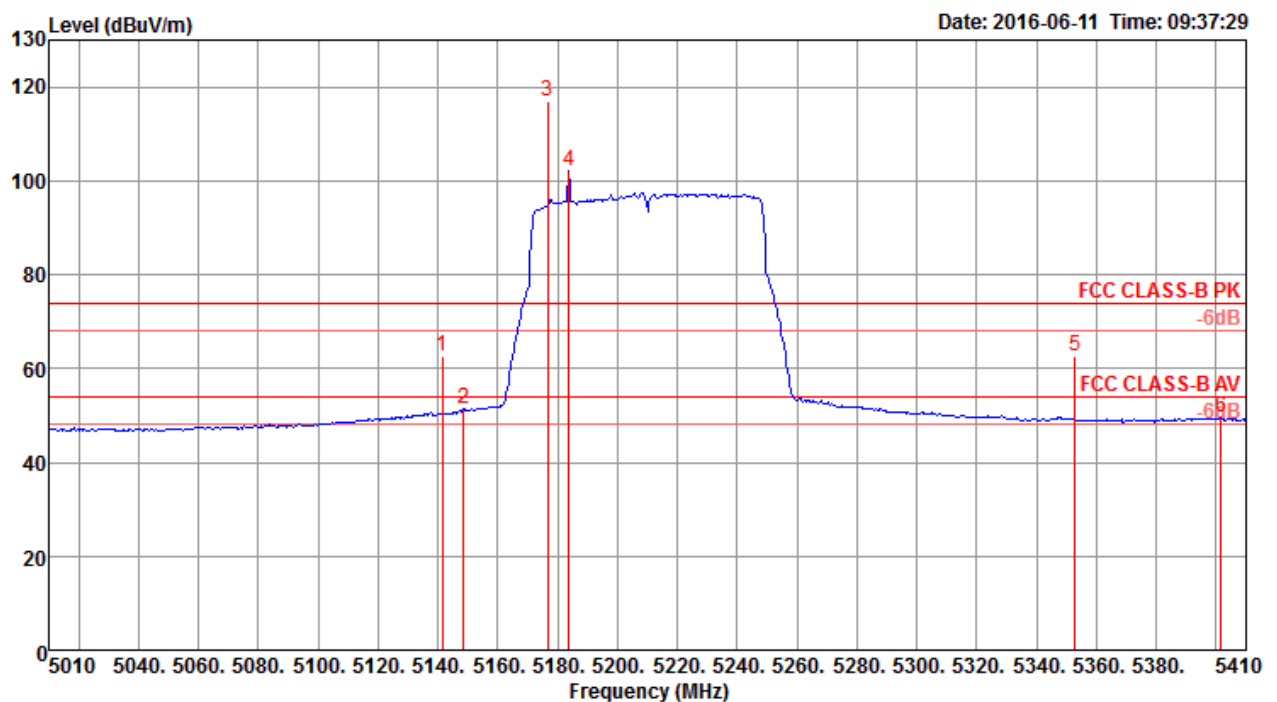
	Freq	Level	Limit	Over	Read	CableAntenna	Preamp	A/Pos	T/Pos	Remark	Pol/Phase
	MHz	dBuV/m	dBuV/m	dB	dBuV	dB	dB/m	dB	cm	deg	
1	5457.56	53.23	54.00	-0.77	46.07	7.89	33.74	34.47	178	175 Average	VERTICAL
2	5458.85	65.31	74.00	-8.69	58.15	7.89	33.74	34.47	178	175 Peak	VERTICAL
3	5465.90	66.41	74.00	-7.59	59.22	7.90	33.76	34.47	178	175 Peak	VERTICAL
4	5466.54	53.60	54.00	-0.40	46.41	7.90	33.76	34.47	178	175 Average	VERTICAL
5	5525.51	110.30			103.01	7.92	33.85	34.48	178	175 Peak	VERTICAL
6	5526.80	99.61			92.32	7.92	33.85	34.48	178	175 Average	VERTICAL
7	5726.15	48.72	54.00	-5.28	40.86	7.87	34.50	34.51	178	175 Average	VERTICAL
8	5729.36	60.92	74.00	-13.08	53.07	7.87	34.50	34.52	178	175 Peak	VERTICAL

Item 5, 6 are the fundamental frequency at 5530 MHz.

Note: Both antenna polarizations have been tested and only the worst case was recorded in test report.

Temperature	22°C	Humidity	56%
Test Engineer	Peter Wu & Gary Chu	Configurations	IEEE 802.11ac MCS0/Nss2 VHT80+80 Type 2 / CH 42+122 / Chain 1 + Chain 2 + Chain 3 + Chain 4
Test Mode	Mode 4		

Channel 42

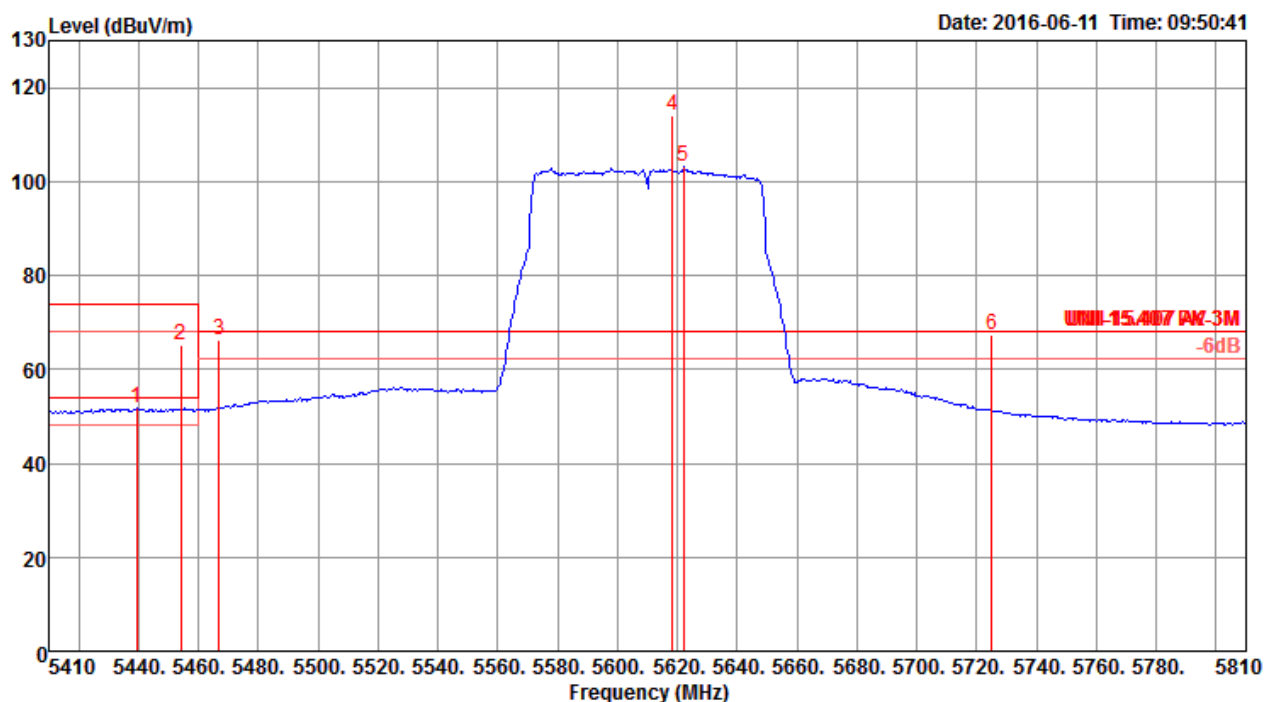


	Freq	Level	Limit	Over	Read	Cable	Antenna	Preamp	A/Pos	T/Pos	Remark	Pol/Phase
	MHz	dBuV/m	dBuV/m	dB	dBuV	dB	dB/m	dB	cm	deg		
1	5141.41	62.51	74.00	-11.49	55.81	7.88	33.29	34.47	164	184	Peak	HORIZONTAL
2	5148.46	51.37	54.00	-2.63	44.63	7.90	33.31	34.47	164	184	Average	HORIZONTAL
3	5176.67	117.11			110.28	7.95	33.35	34.47	164	184	Peak	HORIZONTAL
4	5183.72	102.10			95.27	7.95	33.35	34.47	164	184	Average	HORIZONTAL
5	5352.95	62.62	74.00	-11.38	55.61	7.89	33.59	34.47	164	184	Peak	HORIZONTAL
6	5401.67	49.61	54.00	-4.39	42.54	7.87	33.67	34.47	164	184	Average	HORIZONTAL

Item 3, 4 are the fundamental frequency at 5210 MHz.

Note: Both antenna polarizations have been tested and only the worst case was recorded in test report.

Channel 122



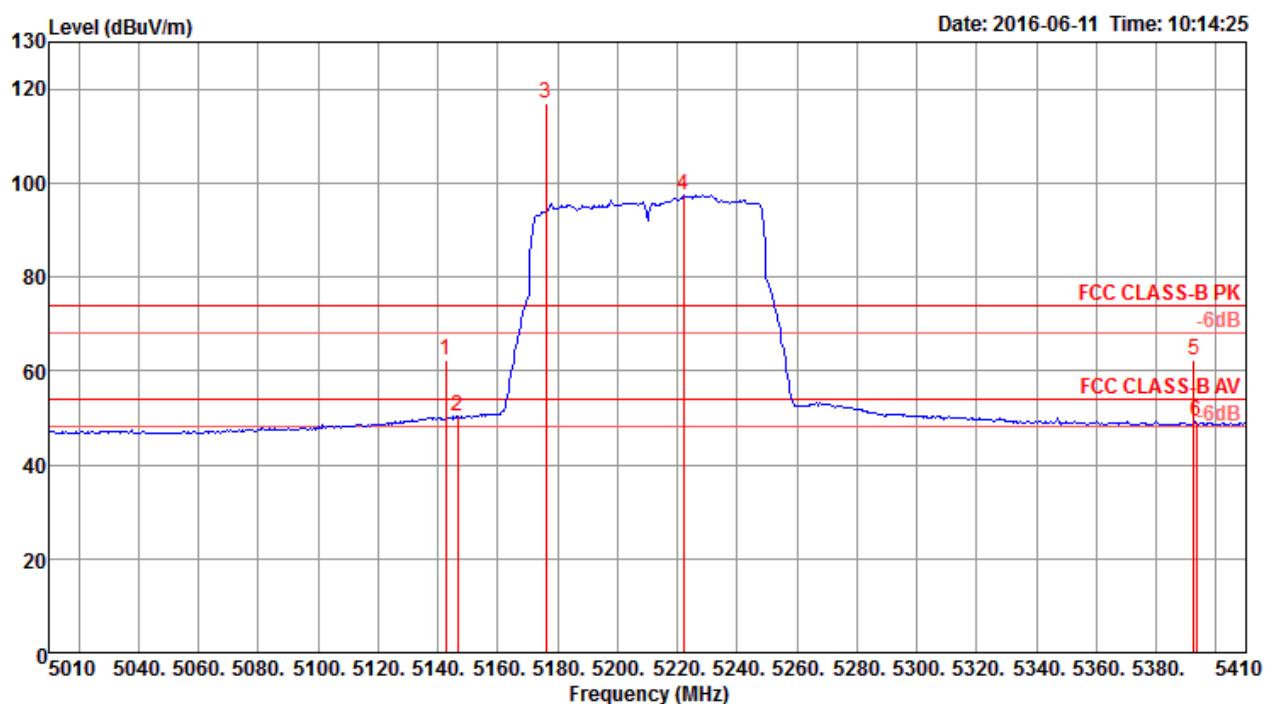
	Freq	Level	Limit	Over	Read	CableAntenna		Preamp	A/Pos	T/Pos	Remark	Pol/Phase
	MHz	dBuV/m	dBuV/m	dB	dBuV	dB	dB/m	dB	cm	deg		
1	5439.49	51.60	54.00	-2.40	44.47	7.88	33.72	34.47	178	177	Average	VERTICAL
2	5454.23	65.30	74.00	-8.70	58.14	7.89	33.74	34.47	178	177	Peak	VERTICAL
3	5466.80	66.36	68.20	-1.84	59.17	7.90	33.76	34.47	178	177	Peak	VERTICAL
4	5618.33	114.18			106.59	7.94	34.15	34.50	178	177	Peak	VERTICAL
5	5622.18	103.19			95.60	7.94	34.15	34.50	178	177	Average	VERTICAL
6	5725.00	67.31	68.20	-0.89	59.45	7.87	34.50	34.51	178	177	Peak	VERTICAL

Item 4, 5 are the fundamental frequency at 5610 MHz.

Note: Both antenna polarizations have been tested and only the worst case was recorded in test report.

Temperature	22°C	Humidity	56%
Test Engineer	Peter Wu & Gary Chu	Configurations	IEEE 802.11ac MCS0/Nss2 VHT80+80 Type 3 / CH 42+138 / Chain 1 + Chain 2 + Chain 3 + Chain 4
Test Mode	Mode 4		

Channel 42

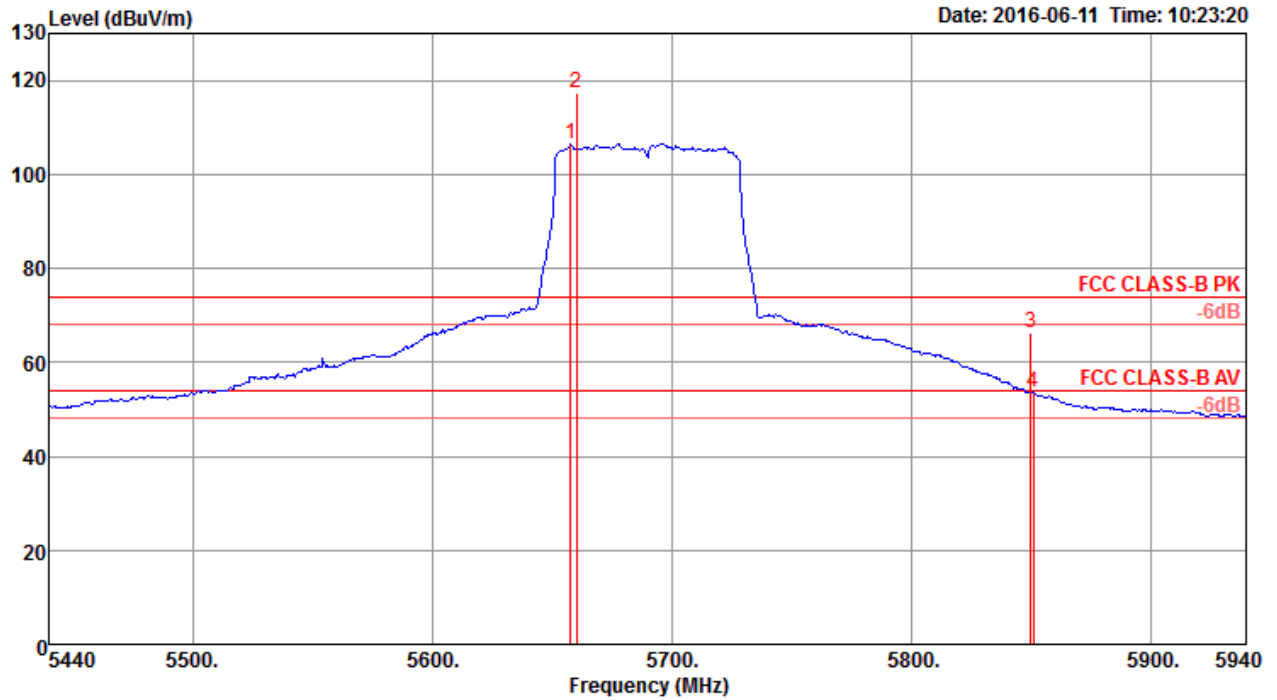


	Freq	Level	Limit	Over	Read	Cable	Antenna	Preamp	A/Pos	T/Pos	Remark	Pol/Phase
	MHz	dBuV/m	dBuV/m	dB	dBuV	dB	dB/m	dB	cm	deg		
1	5142.69	62.37	74.00	-11.63	55.63	7.90	33.31	34.47	188	181	Peak	HORIZONTAL
2	5146.54	50.46	54.00	-3.54	43.72	7.90	33.31	34.47	188	181	Average	HORIZONTAL
3	5176.03	117.05			110.22	7.95	33.35	34.47	188	181	Peak	HORIZONTAL
4	5222.18	97.31			90.40	7.96	33.42	34.47	188	181	Average	HORIZONTAL
5	5392.69	62.18	74.00	-11.82	55.14	7.86	33.65	34.47	188	181	Peak	HORIZONTAL
6	5393.33	49.18	54.00	-4.82	42.14	7.86	33.65	34.47	188	181	Average	HORIZONTAL

Item 3, 4 are the fundamental frequency at 5210 MHz.

Note: Both antenna polarizations have been tested and only the worst case was recorded in test report.

Channel 138



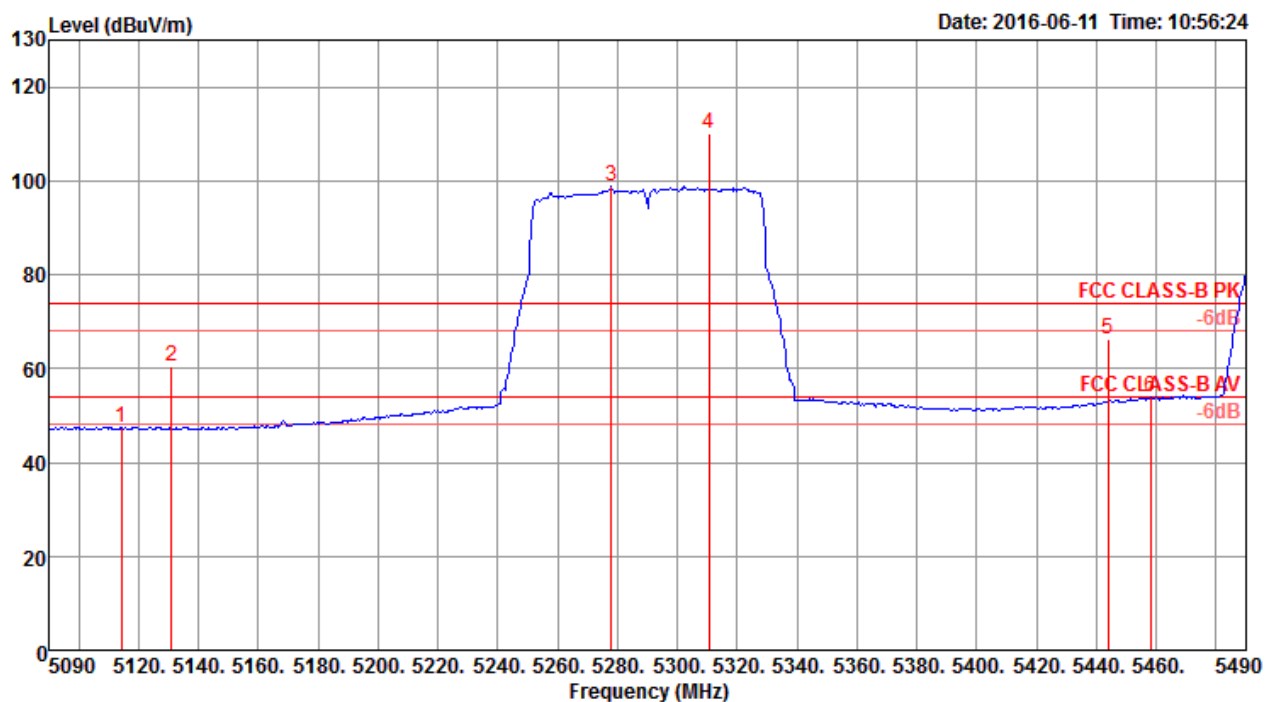
	Freq	Level	Limit	Over	Read	CableAntenna	Preamp	A/Pos	T/Pos	Remark	Pol/Phase
	MHz	dBuV/m	dBuV/m	dB	dBuV	dB	dB/m	dB	cm	deg	
1	5657.95	106.47			98.76	7.91	34.30	34.50	184	179	Average
2	5660.35	117.50			109.79	7.91	34.30	34.50	184	179	Peak
3	5850.00	66.37	74.00	-7.63	58.26	7.80	34.85	34.54	184	179	Peak
4	5851.06	53.65	54.00	-0.35	45.54	7.80	34.85	34.54	184	179	Average

Item 1, 2 are the fundamental frequency at 5690 MHz.

Note: Both antenna polarizations have been tested and only the worst case was recorded in test report.

Temperature	22°C	Humidity	56%
Test Engineer	Peter Wu & Gary Chu	Configurations	IEEE 802.11ac MCS0/Nss2 VHT80+80 Type 4 / CH 58+106 / Chain 1 + Chain 2 + Chain 3 + Chain 4
Test Mode	Mode 4		

Channel 58

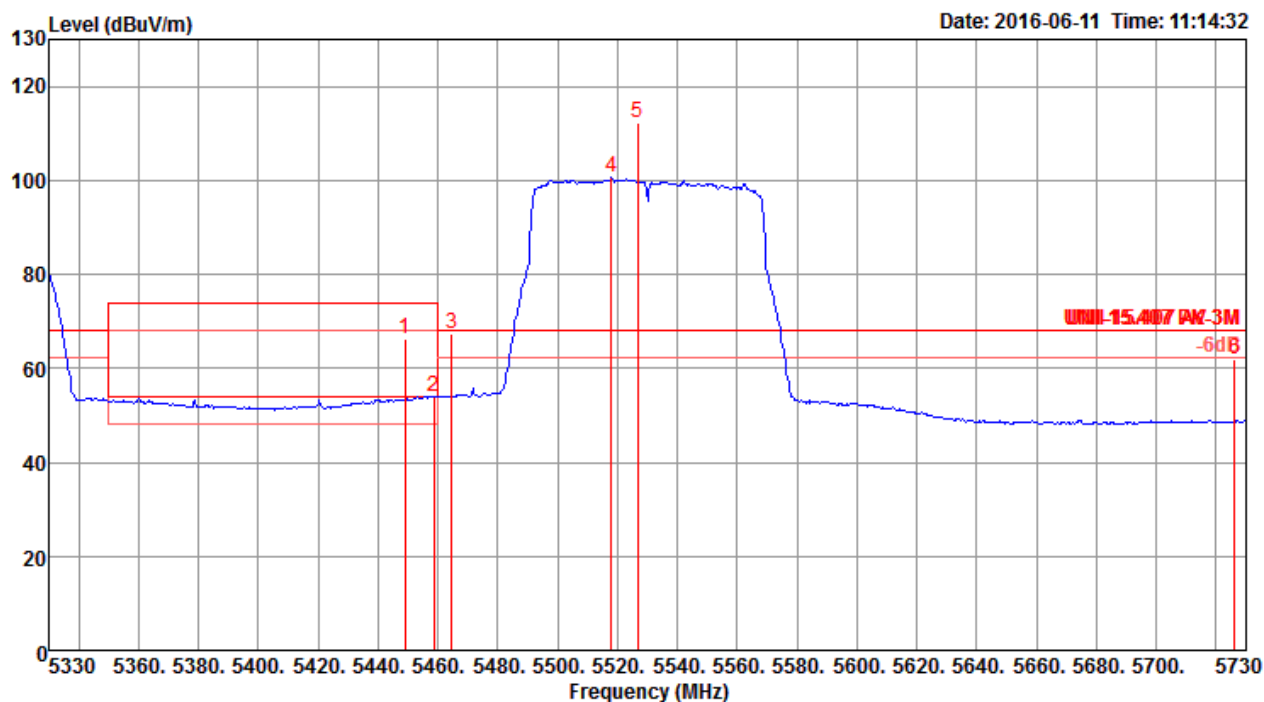


	Freq	Level	Limit	Over	Read	CableAntenna	Preamp	A/Pos	T/Pos	Remark	Pol/Phase
	MHz	dBuV/m	dBuV/m	dB	dBuV	dB	dB/m	dB	cm	deg	
1	5114.36	47.51	54.00	-6.49	40.86	7.85	33.27	34.47	178	174	Average
2	5131.03	60.38	74.00	-13.62	53.68	7.88	33.29	34.47	178	174	Peak
3	5277.82	98.93			91.98	7.92	33.50	34.47	178	174	Average
4	5290.00	110.10			103.11	7.91	33.55	34.47	178	174	Peak
5	5443.97	66.14	74.00	-7.86	59.01	7.88	33.72	34.47	178	174	Peak
6	5458.08	53.86	54.00	-0.14	46.70	7.89	33.74	34.47	178	174	Average

Item 3, 4 are the fundamental frequency at 5290 MHz.

Note: Both antenna polarizations have been tested and only the worst case was recorded in test report.

Channel 106



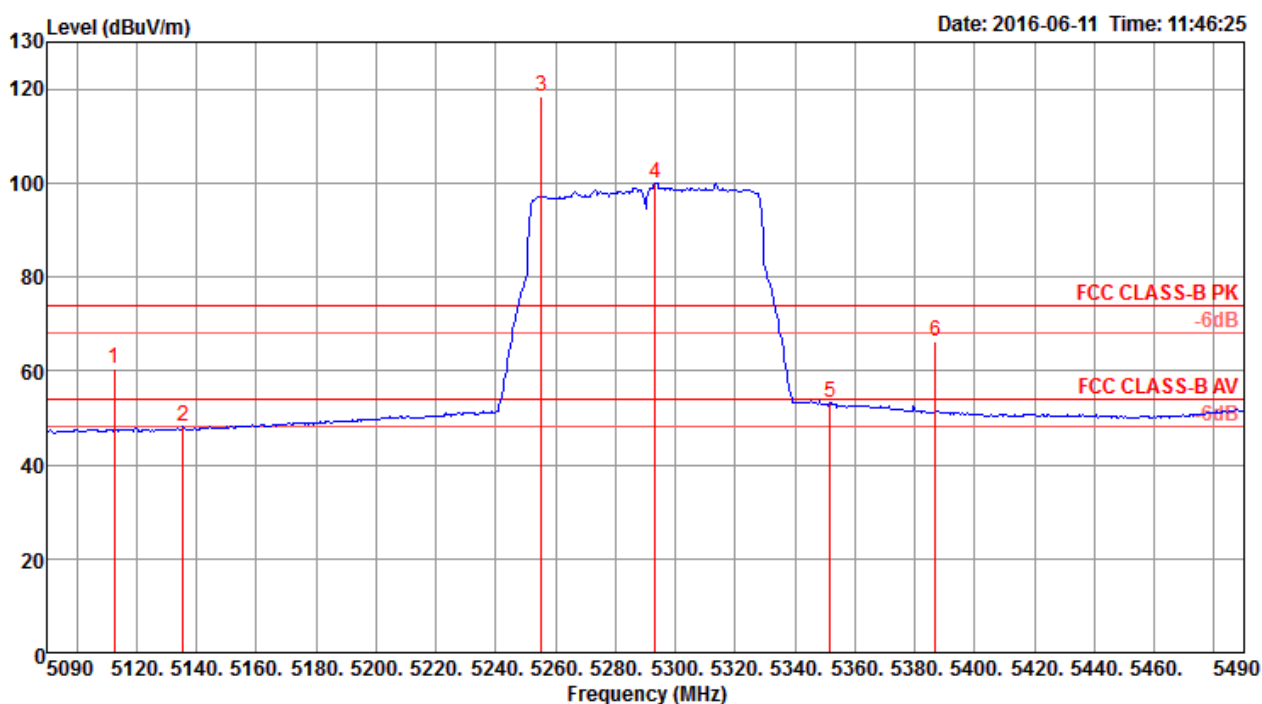
	Freq	Level	Limit	Over	Read	CableAntenna	Preamp	A/Pos	T/Pos	Remark	Pol/Phase
	MHz	dBuV/m	dBuV/m	dB	dBuV	dB	dB/m	dB	cm	deg	
1	5449.10	66.44	74.00	-7.56	59.28	7.89	33.74	34.47	183	178	Peak
2	5458.72	53.92	54.00	-0.08	46.76	7.89	33.74	34.47	183	178	Average
3	5464.49	67.49	68.20	-0.71	60.30	7.90	33.76	34.47	183	178	Peak
4	5517.82	100.53			93.23	7.92	33.85	34.47	183	178	Average
5	5526.80	112.41			105.12	7.92	33.85	34.48	183	178	Peak
6	5726.15	61.75	68.20	-6.45	53.89	7.87	34.50	34.51	183	178	Peak

Item 4, 5 are the fundamental frequency at 5530 MHz.

Note: Both antenna polarizations have been tested and only the worst case was recorded in test report.

Temperature	22°C	Humidity	56%
Test Engineer	Peter Wu & Gary Chu	Configurations	IEEE 802.11ac MCS0/Nss2 VHT80+80 Type 5 / CH 58+122 / Chain 1 + Chain 2 + Chain 3 + Chain 4
Test Mode	Mode 4		

Channel 58

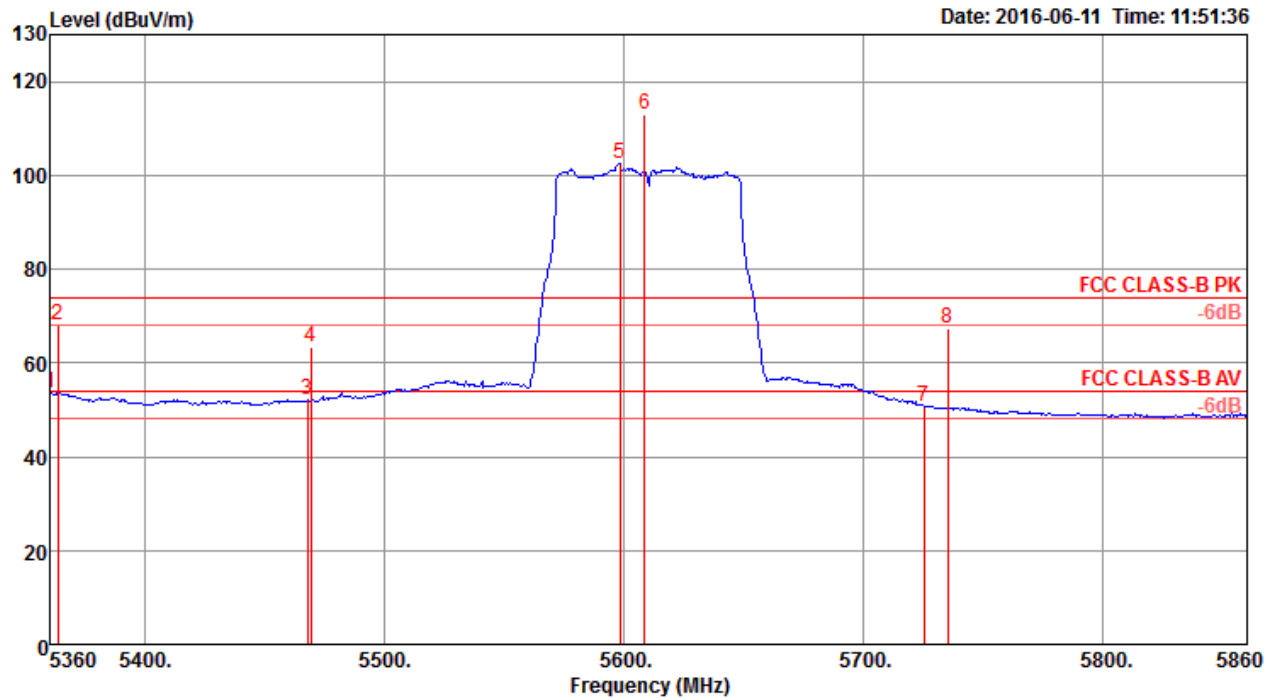


	Freq	Level	Limit	Over	Read	Cable	Antenna	Preamp	A/Pos	T/Pos	Remark	Pol/Phase
	MHz	dBuV/m	Line	Limit	Level	Loss	Factor	Factor	cm	deg		
1	5112.44	60.32	74.00	-13.68	53.67	7.85	33.27	34.47	176	175	Peak	VERTICAL
2	5135.60	48.09	54.00	-5.91	41.39	7.88	33.29	34.47	176	175	Average	VERTICAL
3	5255.39	118.48			111.55	7.94	33.46	34.47	176	175	Peak	VERTICAL
4	5293.20	100.00			93.04	7.91	33.52	34.47	176	175	Average	VERTICAL
5	5351.60	53.28	54.00	-0.72	46.27	7.89	33.59	34.47	176	175	Average	VERTICAL
6	5386.80	66.36	74.00	-7.64	59.32	7.86	33.65	34.47	176	175	Peak	VERTICAL

Item 3, 4 are the fundamental frequency at 5290 MHz.

Note: Both antenna polarizations have been tested and only the worst case was recorded in test report.

Channel 122



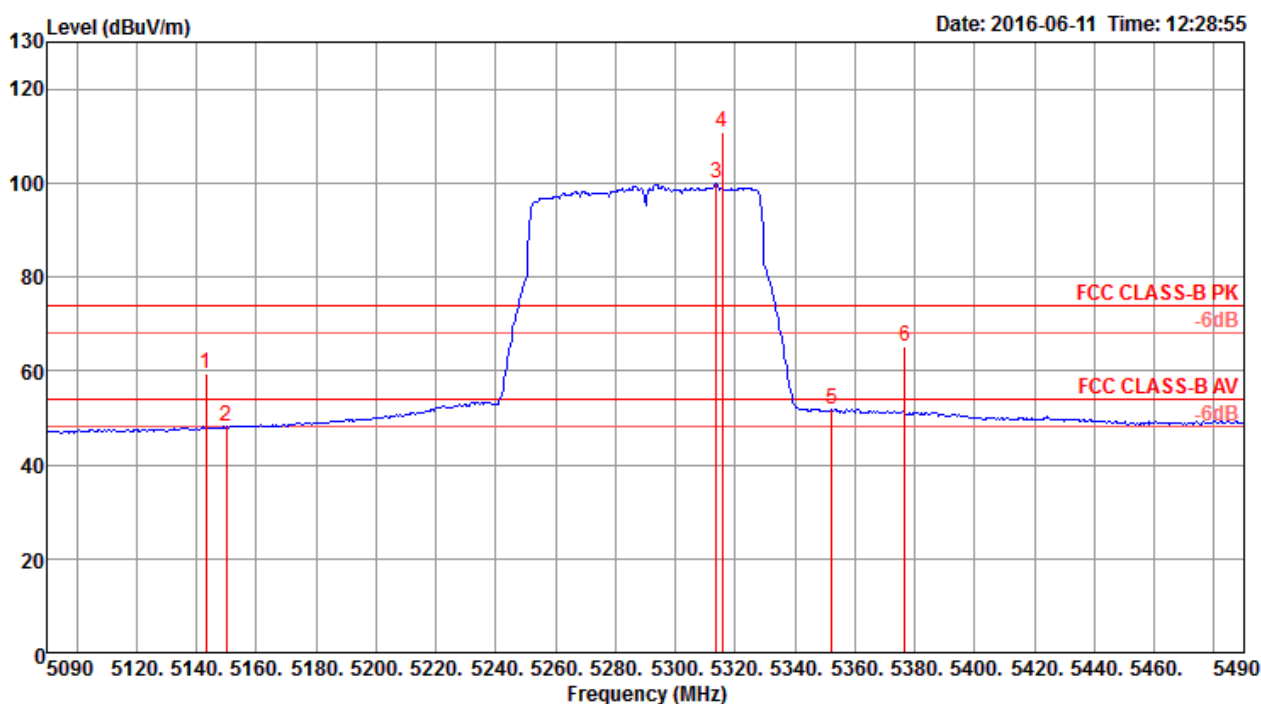
	Freq	Level	Limit	Over	Read	CableAntenna	Preamp	A/Pos	T/Pos	Remark	Pol/Phase
	MHz	dBuV/m	dBuV/m	dB	dBuV	dB	dB/m	dB	cm	deg	
1	5360.00	53.62	54.00	-0.38	46.60	7.88	33.61	34.47	184	180	Average
2	5363.21	68.21	74.00	-5.79	61.19	7.88	33.61	34.47	184	180	Peak
3	5467.50	52.20	54.00	-1.80	45.01	7.90	33.76	34.47	184	180	Average
4	5469.20	63.25	74.00	-10.75	56.06	7.90	33.76	34.47	184	180	Peak
5	5598.00	102.52			94.96	7.95	34.10	34.49	184	180	Average
6	5608.40	112.93			105.33	7.94	34.15	34.49	184	180	Peak
7	5725.00	50.84	54.00	-3.16	42.98	7.87	34.50	34.51	184	180	Average
8	5735.00	67.36	74.00	-6.64	59.51	7.87	34.50	34.52	184	180	Peak

Item 5, 6 are the fundamental frequency at 5610 MHz.

Note: Both antenna polarizations have been tested and only the worst case was recorded in test report.

Temperature	22°C	Humidity	56%
Test Engineer	Peter Wu & Gary Chu	Configurations	IEEE 802.11ac MCS0/Nss2 VHT80+80 Type 6 / CH 58+138 / Chain 1 + Chain 2 + Chain 3 + Chain 4
Test Mode	Mode 4		

Channel 58

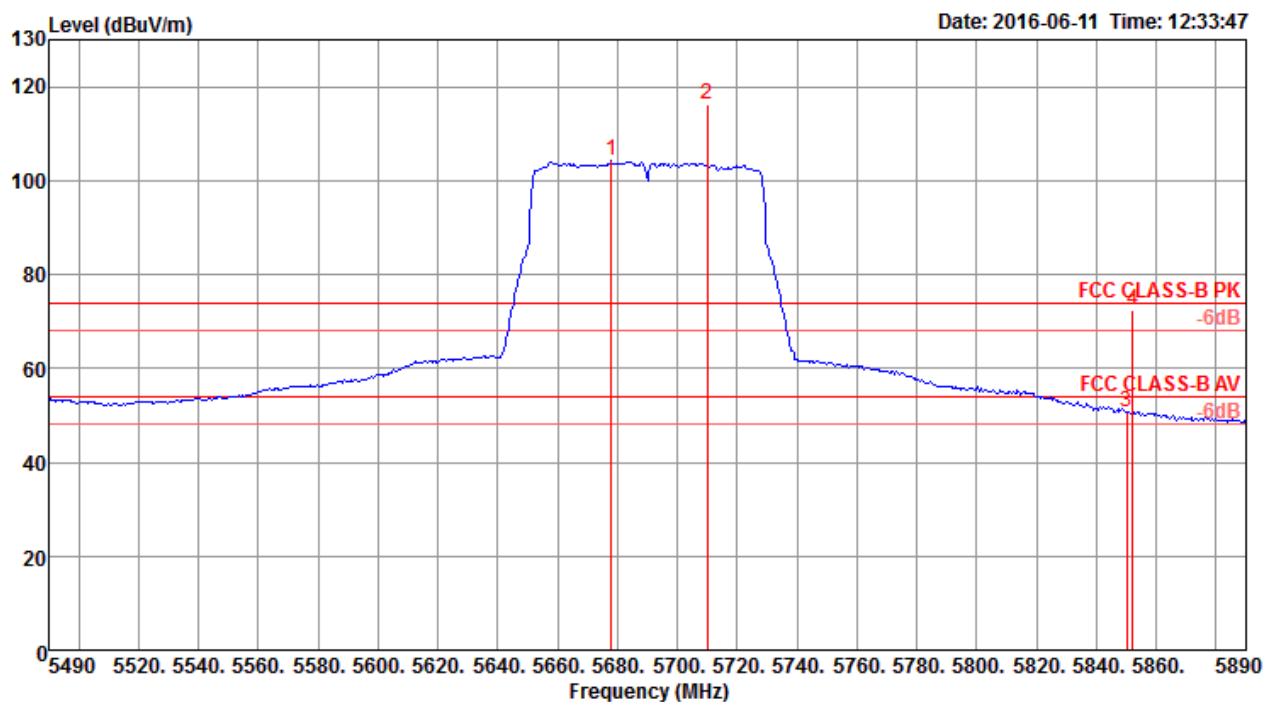


	Freq	Level	Limit	Over	Read	Cable	Antenna	Preamp	A/Pos	T/Pos	Remark	Pol/Phase
	MHz	dBuV/m	dBuV/m	dB	dBuV	dB	dB/m	dB	cm	deg		
1	5143.21	59.54	74.00	-14.46	52.80	7.90	33.31	34.47	182	177	Peak	VERTICAL
2	5150.00	48.14	54.00	-5.86	41.40	7.90	33.31	34.47	182	177	Average	VERTICAL
3	5313.72	99.89			92.90	7.91	33.55	34.47	182	177	Average	VERTICAL
4	5315.64	110.84			103.85	7.91	33.55	34.47	182	177	Peak	VERTICAL
5	5352.18	51.82	54.00	-2.18	44.81	7.89	33.59	34.47	182	177	Average	VERTICAL
6	5376.54	65.33	74.00	-8.67	58.30	7.87	33.63	34.47	182	177	Peak	VERTICAL

Item 3, 4 are the fundamental frequency at 5290 MHz.

Note: Both antenna polarizations have been tested and only the worst case was recorded in test report.

Channel 138



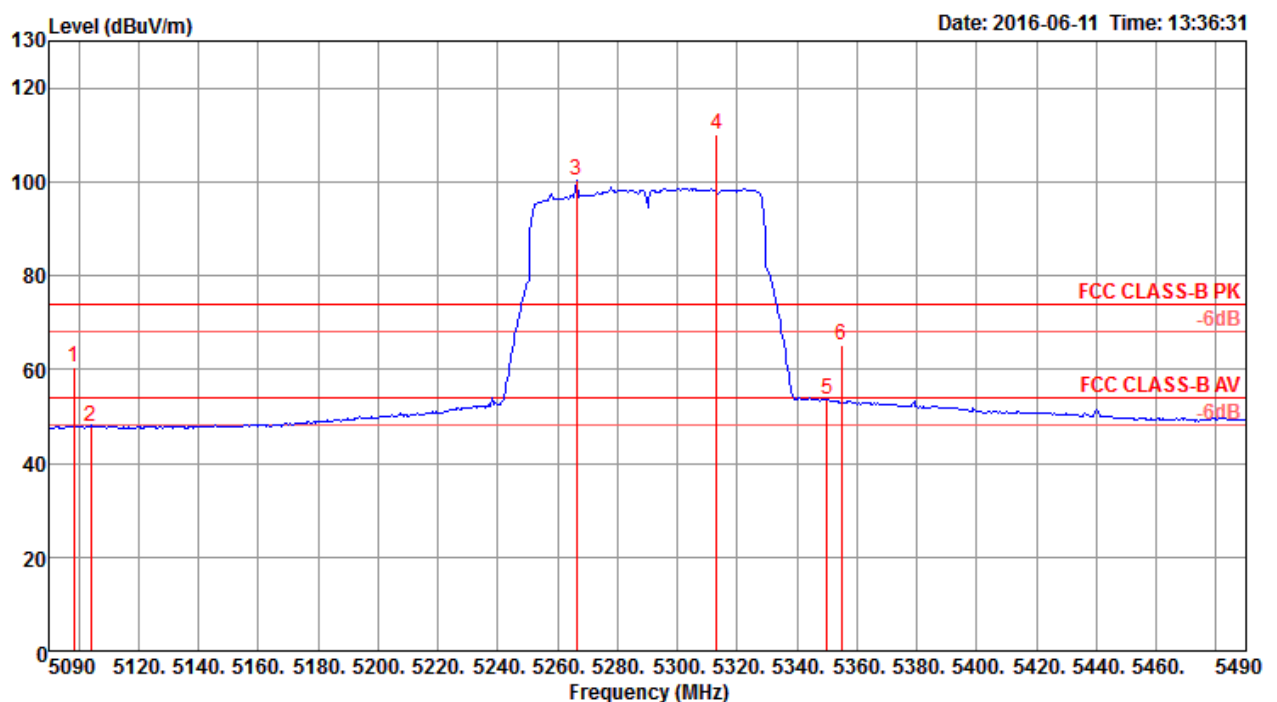
	Freq	Level	Limit	Over	Read	CableAntenna	Preamp	A/Pos	T/Pos	Remark	Pol/Phase
	MHz	dBuV/m	dBuV/m	dB	dBuV	dB	dB/m	dB	cm	deg	
1	5677.82	104.30			96.56	7.90	34.35	34.51	182	184	Average
2	5709.87	116.10			108.28	7.88	34.45	34.51	182	184	Peak
3	5850.00	50.75	54.00	-3.25	42.64	7.80	34.85	34.54	182	184	Average
4	5852.18	72.49	74.00	-1.51	64.38	7.80	34.85	34.54	182	184	Peak

Item 1, 2 are the fundamental frequency at 5690 MHz.

Note: Both antenna polarizations have been tested and only the worst case was recorded in test report.

Temperature	22°C	Humidity	56%
Test Engineer	Peter Wu & Gary Chu	Configurations	IEEE 802.11ac MCS0/Nss2 VHT80+80 Type 7 / CH 58+155 / Chain 1 + Chain 2 + Chain 3 + Chain 4
Test Mode	Mode 4		

Channel 58

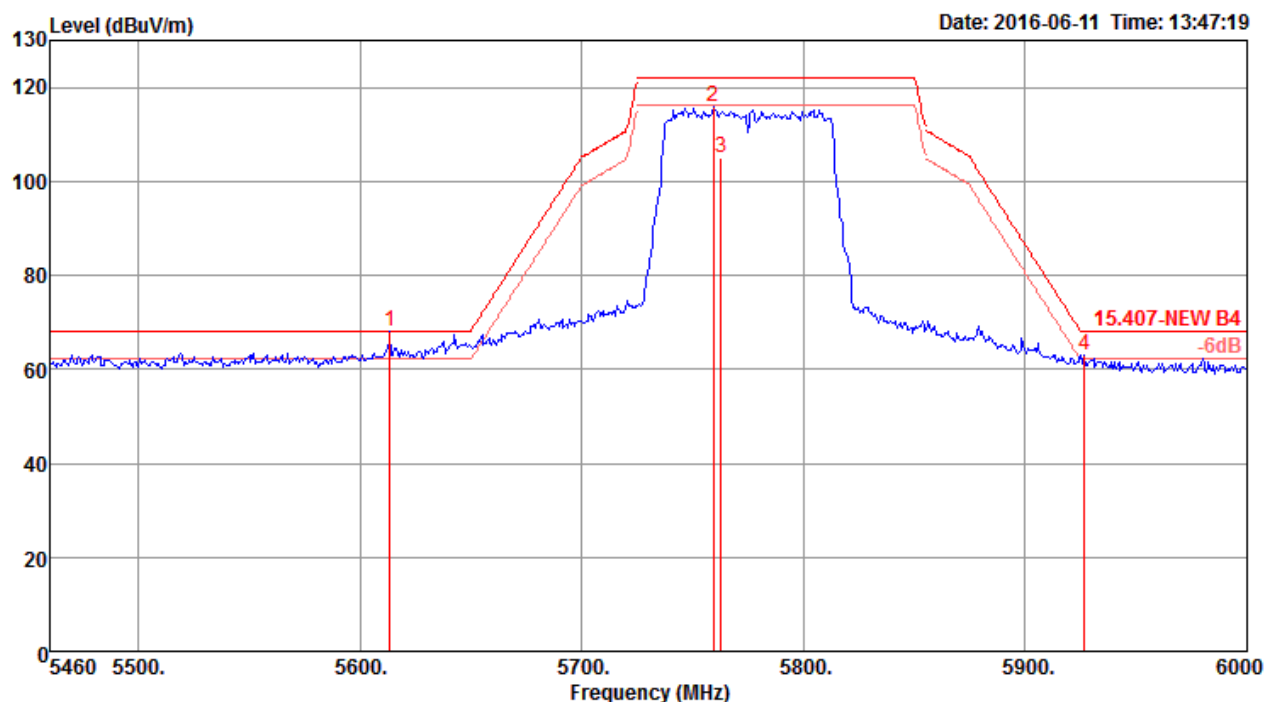


	Freq	Level	Limit	Over	Read	Cable	Antenna	Preamp	A/Pos	T/Pos	Remark	Pol/Phase
	MHz	dBuV/m	dBuV/m	dB	dBuV	dB	dB/m	dB	cm	deg		
1	5098.33	60.41	74.00	-13.59	53.81	7.82	33.25	34.47	182	176	Peak	HORIZONTAL
2	5104.10	47.97	54.00	-6.03	41.37	7.82	33.25	34.47	182	176	Average	HORIZONTAL
3	5266.28	100.15			93.21	7.93	33.48	34.47	182	176	Average	HORIZONTAL
4	5313.08	110.08			103.09	7.91	33.55	34.47	182	176	Peak	HORIZONTAL
5	5350.00	53.59	54.00	-0.41	46.58	7.89	33.59	34.47	182	176	Average	HORIZONTAL
6	5354.74	65.05	74.00	-8.95	58.03	7.88	33.61	34.47	182	176	Peak	HORIZONTAL

Item 3, 4 are the fundamental frequency at 5290 MHz.

Note: Both antenna polarizations have been tested and only the worst case was recorded in test report.

Channel 155



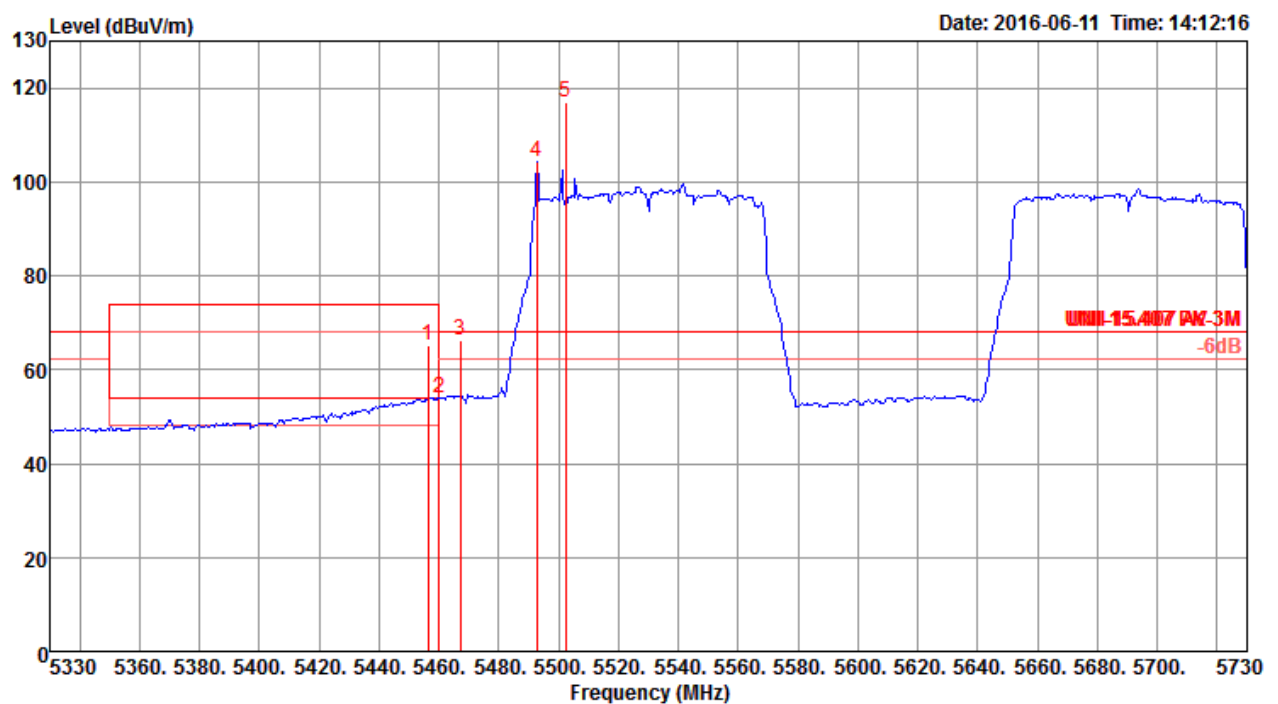
	Freq	Level	Limit	Over	Read	CableAntenna		Preamp	A/Pos	T/Pos	Remark	Pol/Phase
	MHz	dBuV/m	dBuV/m	dB	dBuV	dB	dB/m	dB	cm	deg		
1	5613.36	67.95	68.20	-0.25	60.35	7.94	34.15	34.49	176	178	Peak	HORIZONTAL
2	5759.16	115.73			107.80	7.85	34.60	34.52	176	178	Peak	HORIZONTAL
3	5762.89	105.16			97.23	7.85	34.60	34.52	176	178	Average	HORIZONTAL
4	5926.56	63.09	68.20	-5.11	54.80	7.75	35.10	34.56	176	178	Peak	HORIZONTAL

Item 2, 3 are the fundamental frequency at 5775 MHz.

Note: Both antenna polarizations have been tested and only the worst case was recorded in test report.

Temperature	22°C	Humidity	56%
Test Engineer	Peter Wu & Gary Chu	Configurations	IEEE 802.11ac MCS0/Nss2 VHT80+80 Type 8 / CH 106+138 / Chain 1 + Chain 2 + Chain 3 + Chain 4
Test Mode	Mode 4		

Channel 106

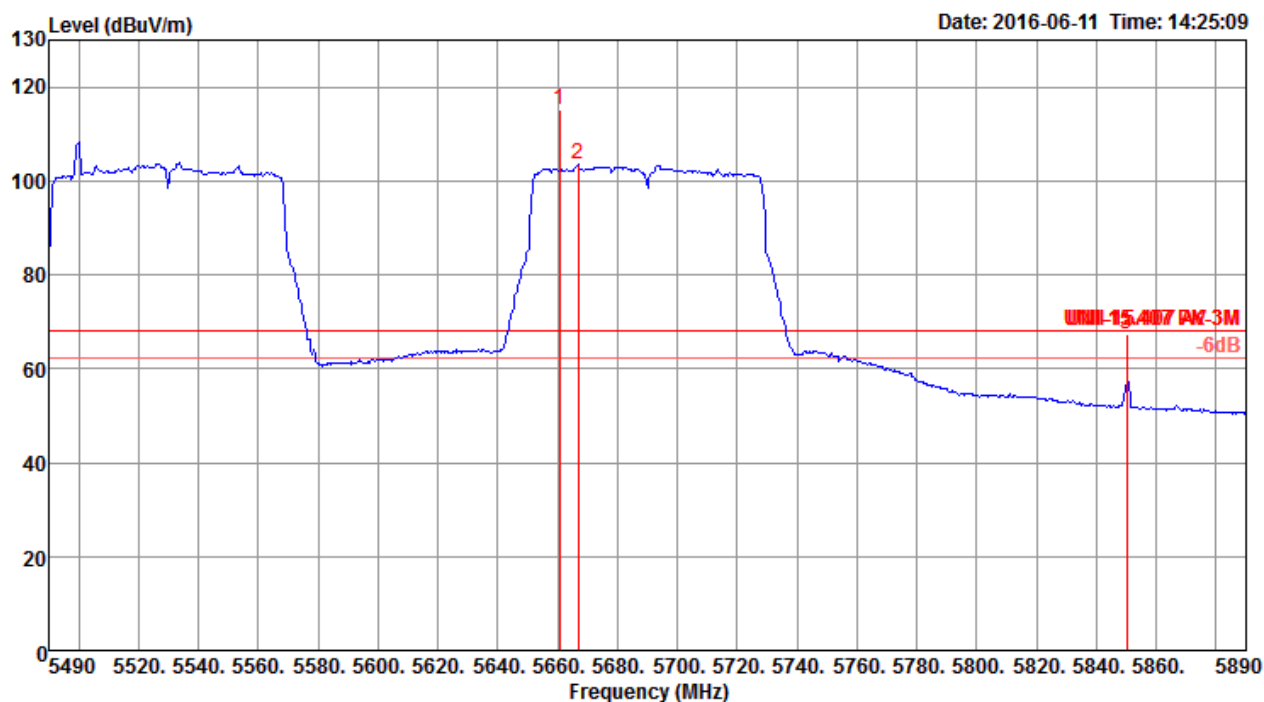


	Freq	Level	Limit	Over	Read	CableAntenna	Preamp	A/Pos	T/Pos	Remark	Pol/Phase
	MHz	dBuV/m	dBuV/m	dB	dBuV	dB	dB/m	dB	cm	deg	
1	5456.28	65.12	74.00	-8.88	57.96	7.89	33.74	34.47	163	183 Peak	VERTICAL
2	5460.00	53.91	54.00	-0.09	46.75	7.89	33.74	34.47	163	183 Average	VERTICAL
3	5467.05	66.20	68.20	-2.00	59.01	7.90	33.76	34.47	163	183 Peak	VERTICAL
4	5492.82	104.23			97.02	7.90	33.78	34.47	163	183 Average	VERTICAL
5	5502.44	116.88			109.64	7.91	33.80	34.47	163	183 Peak	VERTICAL

Item 4, 5 are the fundamental frequency at 5530 MHz.

Note: Both antenna polarizations have been tested and only the worst case was recorded in test report.

Channel 138



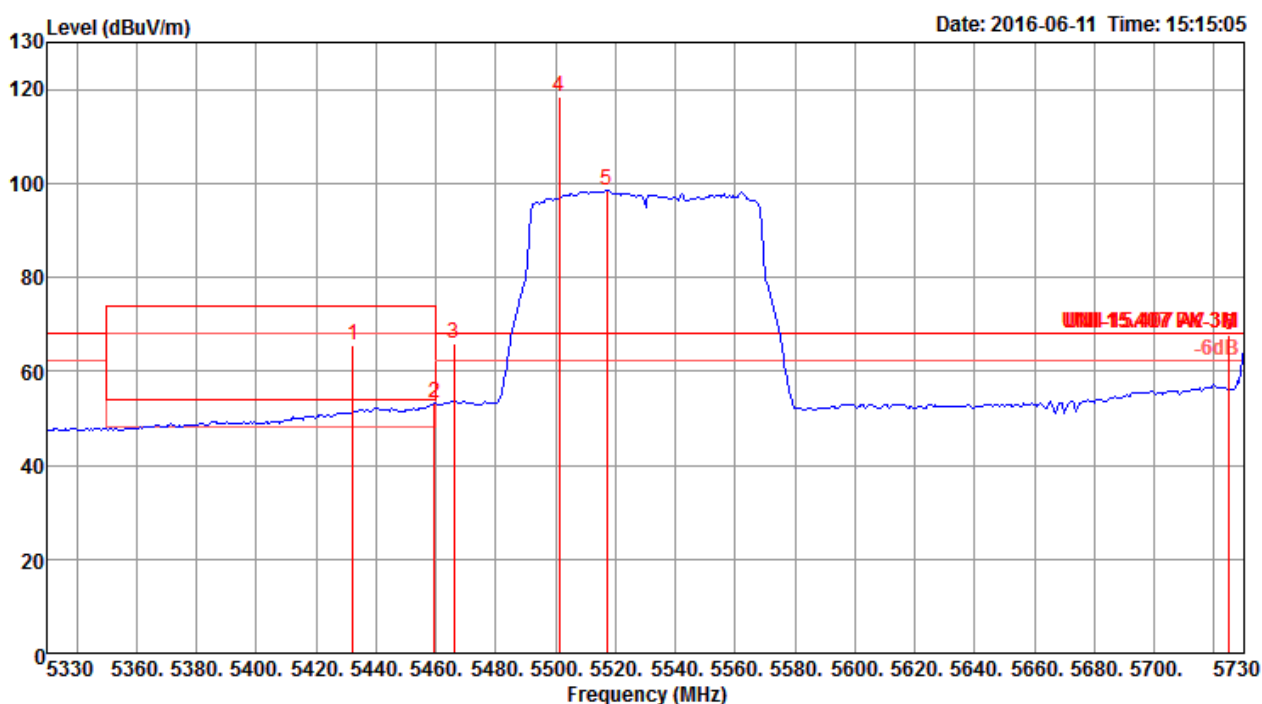
	Freq	Level	Limit	Over	Read	Cable	Antenna	Preamp	A/Pos	T/Pos	Remark	Pol/Phase
	MHz	dBuV/m	dBuV/m	dB	dBuV	dB	dB/m	dB	cm	deg		
1	5660.51	115.16			107.45	7.91	34.30	34.50	183	177	Peak	VERTICAL
2	5666.80	103.45			95.74	7.91	34.30	34.50	183	177	Average	VERTICAL
3	5850.00	67.23	68.20	-0.97	59.12	7.80	34.85	34.54	183	177	Peak	VERTICAL

Item 1, 2 are the fundamental frequency at 5690 MHz.

Note: Both antenna polarizations have been tested and only the worst case was recorded in test report.

Temperature	22°C	Humidity	56%
Test Engineer	Peter Wu & Gary Chu	Configurations	IEEE 802.11ac MCS0/Nss2 VHT80+80 Type 9 / CH 106+155 / Chain 1 + Chain 2 + Chain 3 + Chain 4
Test Mode	Mode 4		

Channel 106

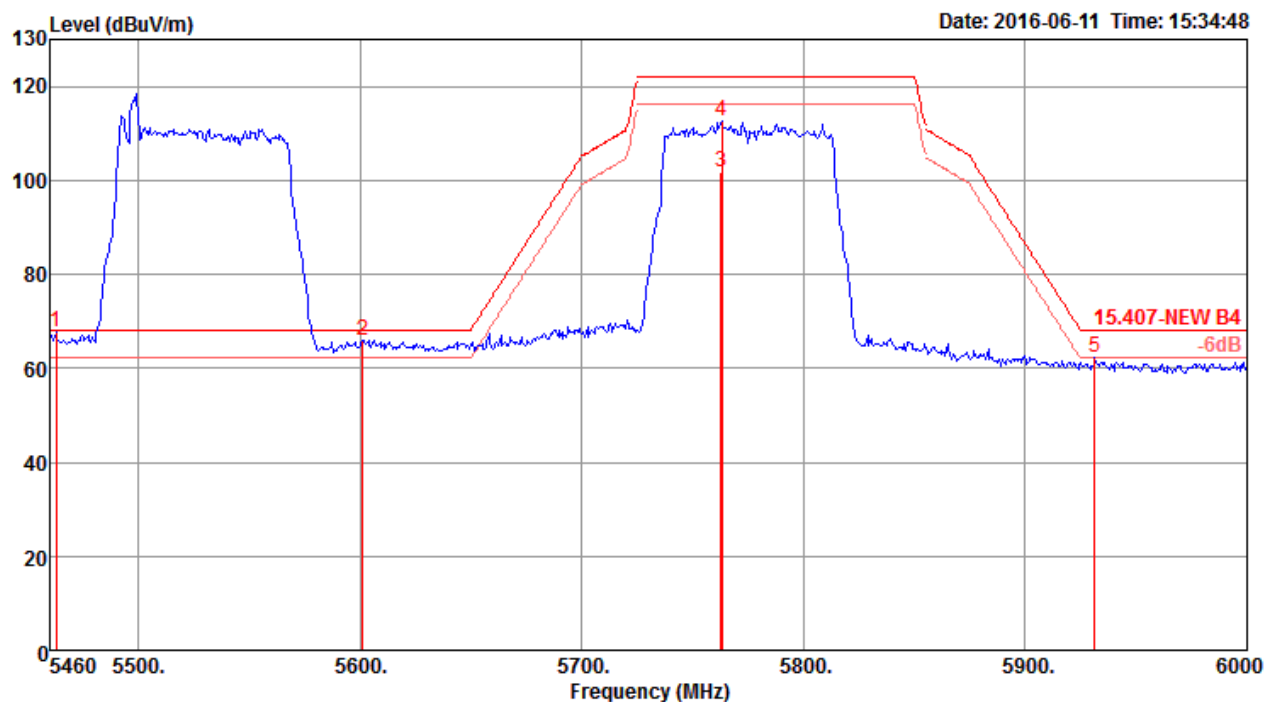


	Freq	Level	Limit	Over	Read	Cable	Antenna	Preamp	A/Pos	T/Pos	Remark	Pol/Phase
	MHz	dBuV/m	dBuV/m	dB	dBuV	dB	dB/m	dB	cm	deg		
1	5432.24	65.51	74.00	-8.49	58.38	7.88	33.72	34.47	183	181	Peak	HORIZONTAL
2	5459.49	53.14	54.00	-0.86	45.98	7.89	33.74	34.47	183	181	Average	HORIZONTAL
3	5465.90	66.04	68.20	-2.16	58.85	7.90	33.76	34.47	183	181	Peak	HORIZONTAL
4	5501.15	118.54			111.30	7.91	33.80	34.47	183	181	Peak	HORIZONTAL
5	5517.00	98.47			91.17	7.92	33.85	34.47	183	181	Average	HORIZONTAL
6	5725.00	67.85	68.20	-0.35	59.99	7.87	34.50	34.51	183	181	Peak	HORIZONTAL

Item 4, 5 are the fundamental frequency at 5530 MHz.

Note: Both antenna polarizations have been tested and only the worst case was recorded in test report.

Channel 155



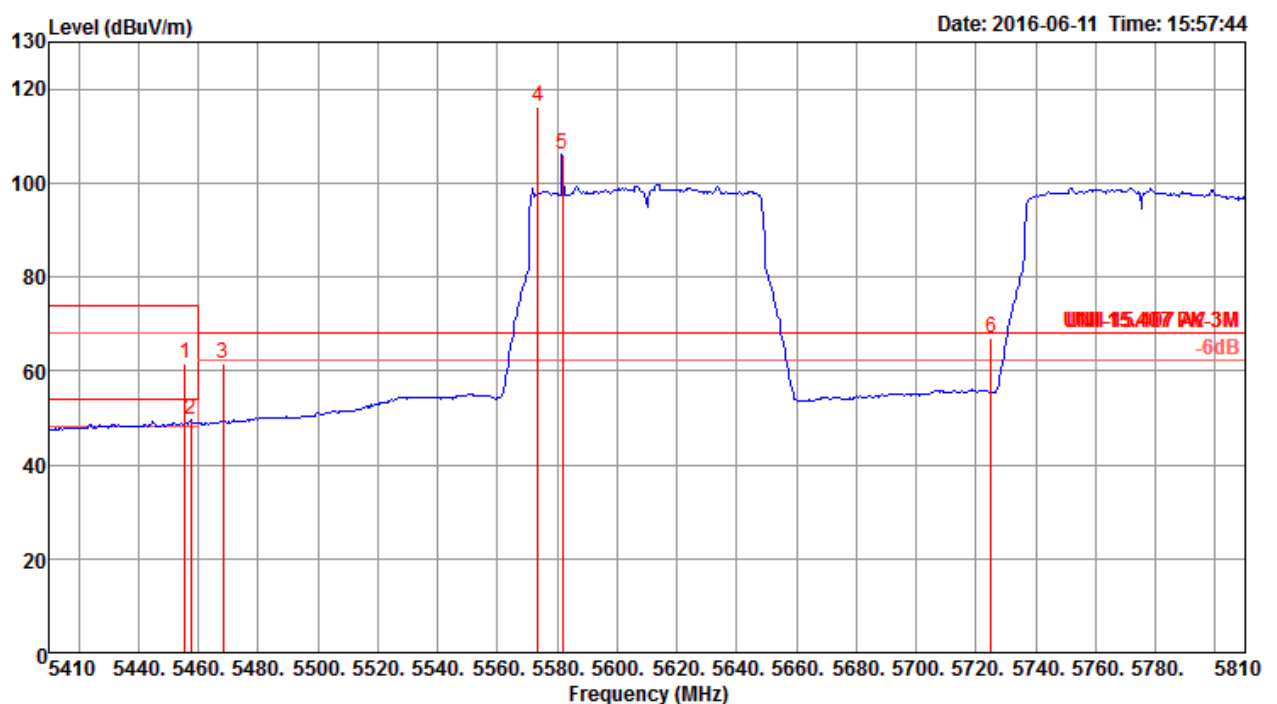
	Freq	Level	Limit	Over	Read	Cable	Antenna	Preamp	A/Pos	T/Pos	Remark	Pol/Phase
	MHz	dBuV/m	dBuV/m	dB	dBuV	dB	dB/m	dB	cm	deg		
1	5462.70	67.74	68.20	-0.46	60.58	7.89	33.74	34.47	180	180	Peak	HORIZONTAL
2	5600.94	65.97	68.20	-2.23	58.41	7.95	34.10	34.49	180	180	Peak	HORIZONTAL
3	5762.89	101.79			93.86	7.85	34.60	34.52	180	180	Average	HORIZONTAL
4	5762.94	112.54			104.61	7.85	34.60	34.52	180	180	Peak	HORIZONTAL
5	5931.42	62.29	68.20	-5.91	54.00	7.75	35.10	34.56	180	180	Peak	HORIZONTAL

Item 3, 4 are the fundamental frequency at 5775 MHz.

Note: Both antenna polarizations have been tested and only the worst case was recorded in test report.

Temperature	22°C	Humidity	56%
Test Engineer	Peter Wu & Gary Chu	Configurations	IEEE 802.11ac MCS0/Nss2 VHT80+80 Type 10 / CH 122+155 / Chain 1 + Chain 2 + Chain 3 + Chain 4
Test Mode	Mode 4		

Channel 122

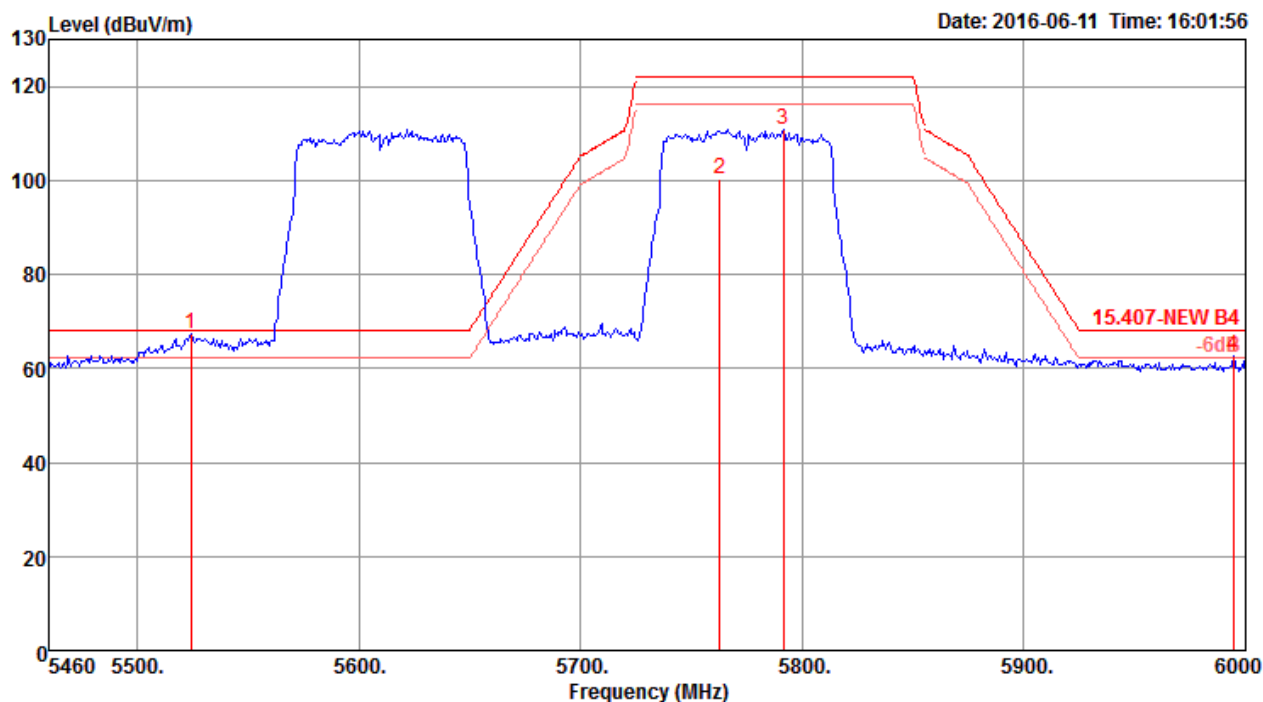


	Freq	Level	Limit	Over	Read	Cable	Antenna	Preamp	A/Pos	T/Pos	Remark	Pol/Phase
	MHz	dBuV/m	dBuV/m	dB	dBuV	dB	dB/m	dB	cm	deg		
1	5455.51	61.56	74.00	-12.44	54.40	7.89	33.74	34.47	159	180	Peak	VERTICAL
2	5457.44	49.66	54.00	-4.34	42.50	7.89	33.74	34.47	159	180	Average	VERTICAL
3	5468.40	61.38	68.20	-6.82	54.19	7.90	33.76	34.47	159	180	Peak	VERTICAL
4	5573.46	116.10			108.64	7.94	34.00	34.48	159	180	Peak	VERTICAL
5	5581.80	106.13			98.63	7.94	34.05	34.49	159	180	Average	VERTICAL
6	5725.00	67.05	68.20	-1.15	59.19	7.87	34.50	34.51	159	180	Peak	VERTICAL

Item 4, 5 are the fundamental frequency at 5610 MHz.

Note: Both antenna polarizations have been tested and only the worst case was recorded in test report.

Channel 155

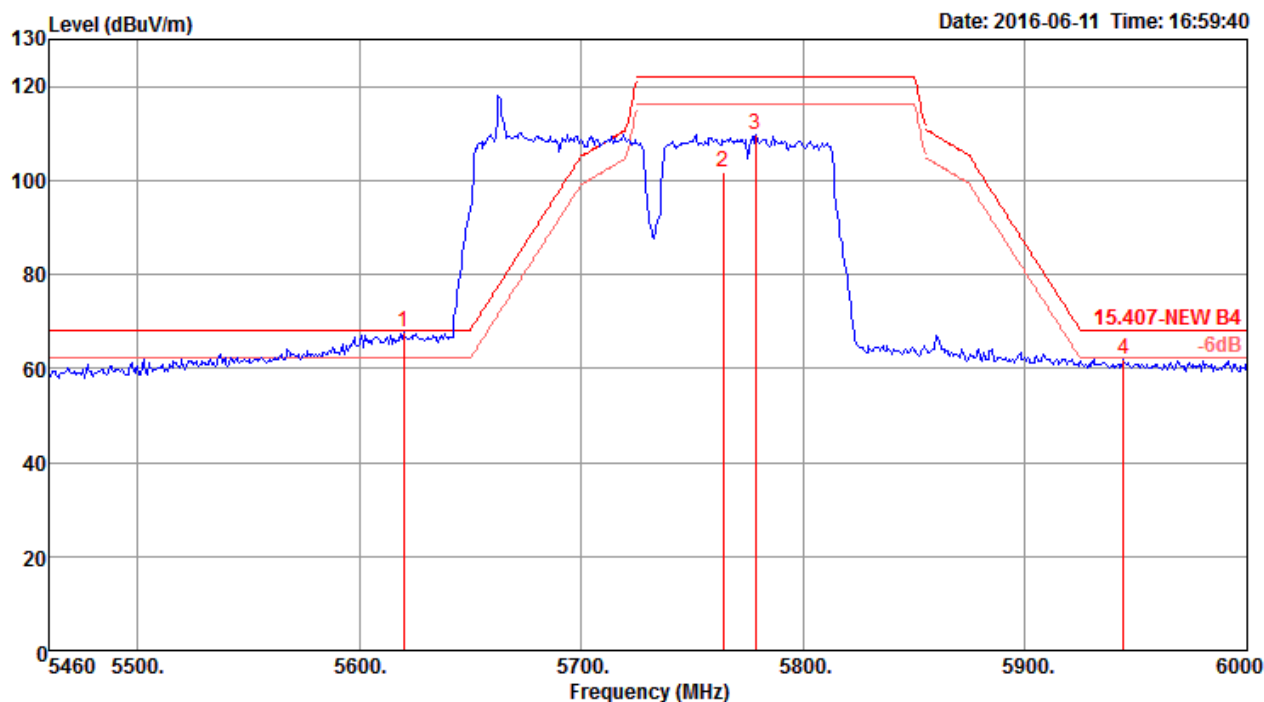


	Freq	Level	Limit	Over	Read	Cable	Antenna	Preamp	A/Pos	T/Pos	Remark	Pol/Phase
	MHz	dBuV/m	dBuV/m	dB	dBuV	dB	dB/m	dB	cm	deg		
1	5524.26	67.30	68.20	-0.90	60.01	7.92	33.85	34.48	181	179	Peak	VERTICAL
2	5762.89	100.35			92.42	7.85	34.60	34.52	181	179	Average	VERTICAL
3	5791.56	110.72			102.72	7.83	34.70	34.53	181	179	Peak	VERTICAL
4	5994.60	62.51	68.20	-5.69	54.07	7.71	35.30	34.57	181	179	Peak	VERTICAL

Item 2, 3 are the fundamental frequency at 5775 MHz.

Note: Both antenna polarizations have been tested and only the worst case was recorded in test report.

Channel 155



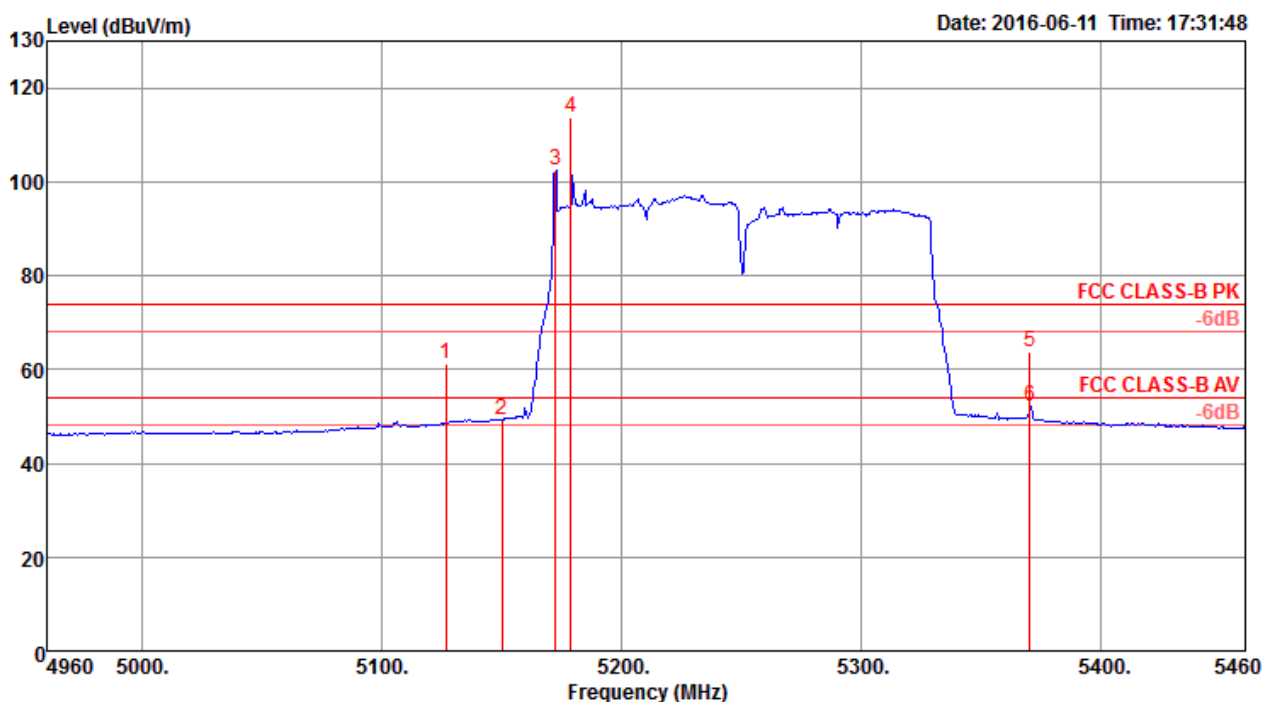
	Freq	Level	Limit	Over	Read	CableAntenna	Preamp	A/Pos	T/Pos	Remark	Pol/Phase
	MHz	dBuV/m	dBuV/m	dB	dBuV	Loss	Factor	Factor	cm	deg	
1	5619.84	67.73	68.20	-0.47	60.14	7.94	34.15	34.50	180	178	Peak
2	5763.97	101.91			93.98	7.85	34.60	34.52	175	179	Average
3	5778.60	109.85			101.89	7.84	34.65	34.53	180	178	Peak
4	5944.38	61.90	68.20	-6.30	53.57	7.74	35.15	34.56	180	178	Peak

Item 2, 3 are the fundamental frequency at 5775 MHz.

Note: Both antenna polarizations have been tested and only the worst case was recorded in test report.

Temperature	22°C	Humidity	56%
Test Engineer	Peter Wu & Gary Chu	Configurations	IEEE 802.11ac MCS0/Nss2 VHT80+80 Type 12 / CH 42+58 / Chain 1 + Chain 2 + Chain 3 + Chain 4
Test Mode	Mode 4		

Channel 42

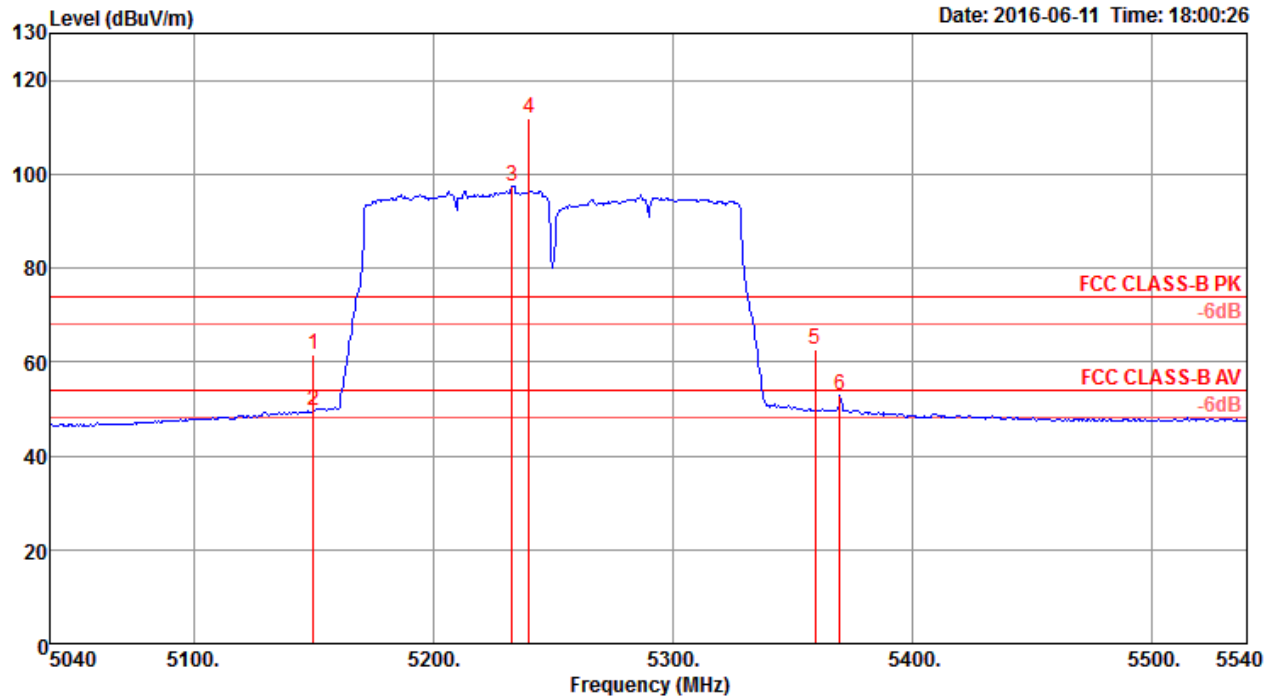


	Freq	Level	Limit	Over	Read	Cable	Antenna	Preamp	A/Pos	T/Pos	Remark	Pol/Phase
	MHz	dBuV/m	dBuV/m	dB	dBuV	dB	dB/m	dB	cm	deg		
1	5126.67	61.27	74.00	-12.73	54.62	7.85	33.27	34.47	188	181	Peak	VERTICAL
2	5150.00	49.39	54.00	-4.61	42.65	7.90	33.31	34.47	188	181	Average	VERTICAL
3	5172.34	102.31			95.48	7.95	33.35	34.47	188	181	Average	VERTICAL
4	5178.75	113.67			106.84	7.95	33.35	34.47	188	181	Peak	VERTICAL
5	5370.26	63.65	74.00	-10.35	56.62	7.87	33.63	34.47	188	181	Peak	VERTICAL
6	5370.26	52.22	54.00	-1.78	45.19	7.87	33.63	34.47	188	181	Average	VERTICAL

Item 3, 4 are the fundamental frequency at 5210 MHz.

Note: Both antenna polarizations have been tested and only the worst case was recorded in test report.

Channel 58



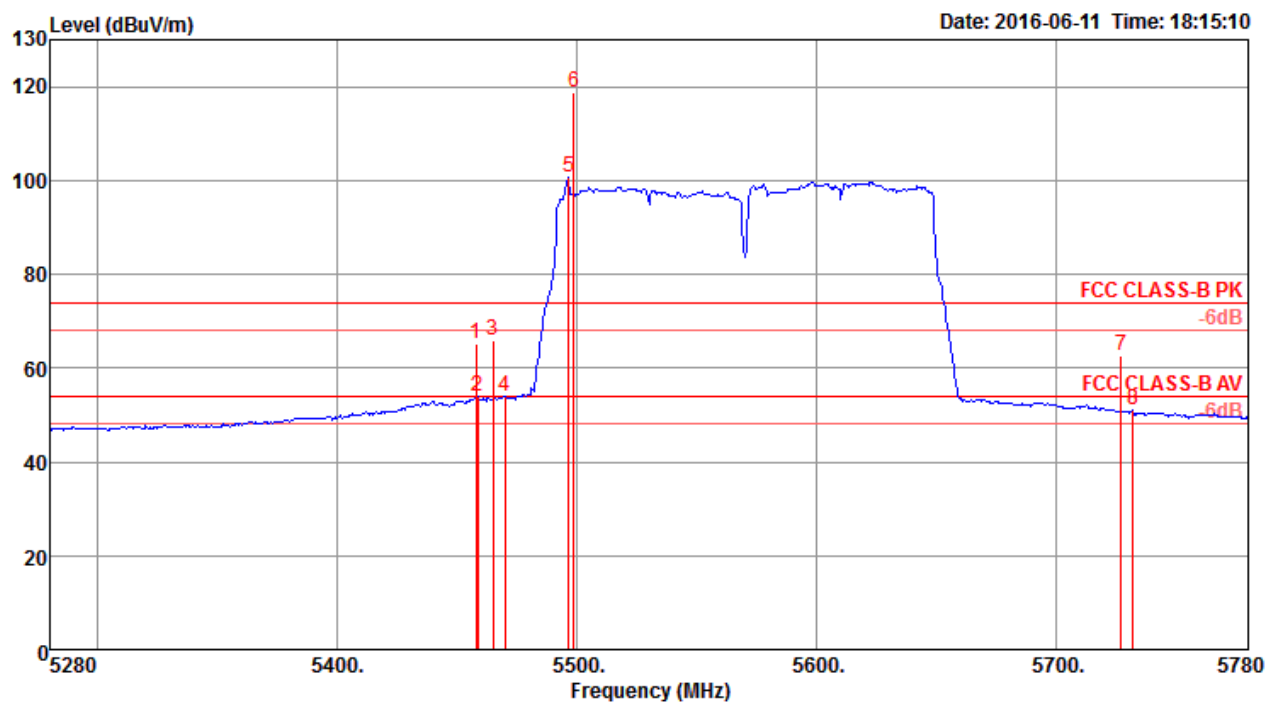
	Freq	Level	Limit	Over	Read	Cable	Antenna	Preamp	A/Pos	T/Pos	Remark	Pol/Phase
	MHz	dBuV/m	dBuV/m	dB	dBuV	dB	dB/m	dB	cm	deg		
1	5150.00	61.57	74.00	-12.43	54.83	7.90	33.31	34.47	183	176	Peak	VERTICAL
2	5150.00	49.60	54.00	-4.40	42.86	7.90	33.31	34.47	183	176	Average	VERTICAL
3	5233.11	97.28			90.36	7.95	33.44	34.47	183	176	Average	VERTICAL
4	5240.32	112.06			105.14	7.95	33.44	34.47	183	176	Peak	VERTICAL
5	5359.71	62.56	74.00	-11.44	55.54	7.88	33.61	34.47	183	176	Peak	VERTICAL
6	5370.13	52.76	54.00	-1.24	45.73	7.87	33.63	34.47	183	176	Average	VERTICAL

Item 3, 4 are the fundamental frequency at 5290 MHz.

Note: Both antenna polarizations have been tested and only the worst case was recorded in test report.

Temperature	22°C	Humidity	56%
Test Engineer	Peter Wu & Gary Chu	Configurations	IEEE 802.11ac MCS0/Nss2 VHT80+80 Type 13 / CH 106+122 / Chain 1 + Chain 2 + Chain 3 + Chain 4
Test Mode	Mode 4		

Channel 106

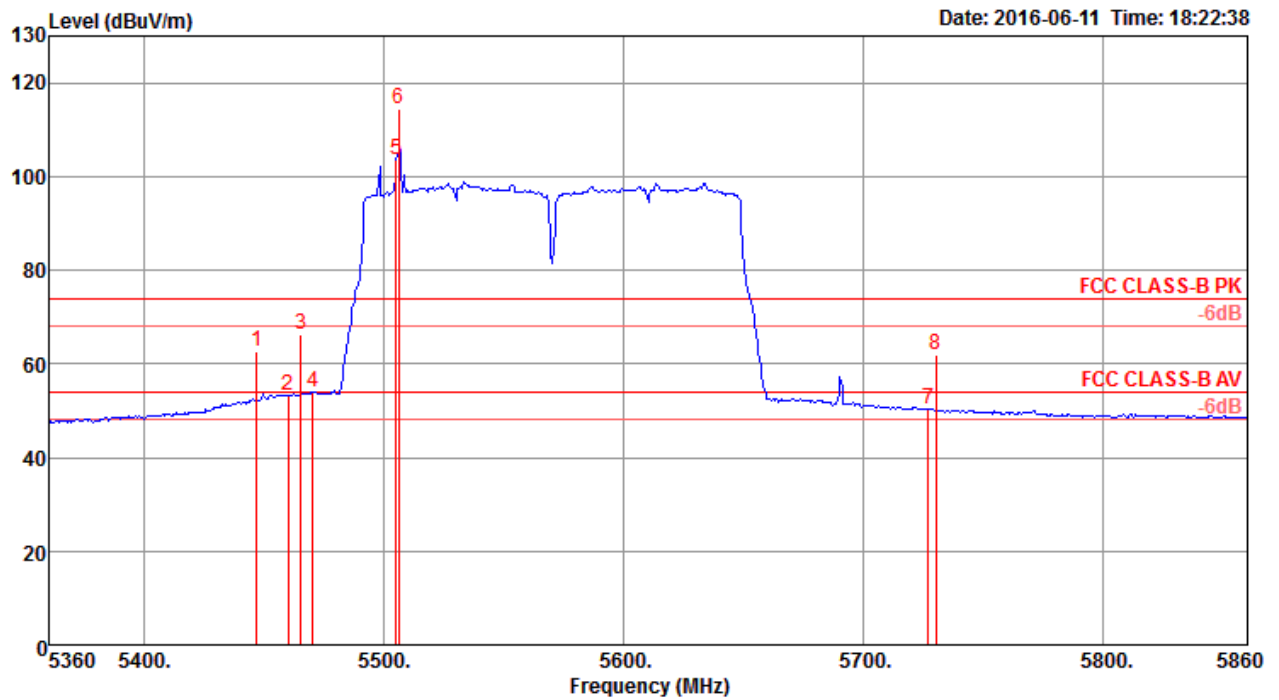


	Freq	Level	Limit	Over	Read	Cable	Antenna	Preamp	A/Pos	T/Pos	Remark	Pol/Phase
	MHz	dBuV/m	dBuV/m	dB	dBuV	dB	dB/m	dB	cm	deg		
1	5457.89	65.13	74.00	-8.87	57.97	7.89	33.74	34.47	179	179	Peak	HORIZONTAL
2	5458.69	53.81	54.00	-0.19	46.65	7.89	33.74	34.47	179	179	Average	HORIZONTAL
3	5465.10	65.88	74.00	-8.12	58.69	7.90	33.76	34.47	179	179	Peak	HORIZONTAL
4	5470.00	53.84	54.00	-0.16	46.65	7.90	33.76	34.47	179	179	Average	HORIZONTAL
5	5496.35	100.76			93.52	7.91	33.80	34.47	179	179	Average	HORIZONTAL
6	5498.75	118.89			111.65	7.91	33.80	34.47	179	179	Peak	HORIZONTAL
7	5727.12	62.79	74.00	-11.21	54.94	7.87	34.50	34.52	179	179	Peak	HORIZONTAL
8	5731.92	51.03	54.00	-2.97	43.18	7.87	34.50	34.52	179	179	Average	HORIZONTAL

Item 5, 6 are the fundamental frequency at 5530 MHz.

Note: Both antenna polarizations have been tested and only the worst case was recorded in test report.

Channel 122



	Freq	Level	Limit	Over	Read	CableAntenna	Preamp	A/Pos	T/Pos	Remark	Pol/Phase
	MHz	dBuV/m	dBuV/m	dB	dBuV	dB	dB/m	dB	cm	deg	
1	5446.54	62.67	74.00	-11.33	55.54	7.88	33.72	34.47	169	176 Peak	VERTICAL
2	5460.00	53.32	54.00	-0.68	46.16	7.89	33.74	34.47	169	176 Average	VERTICAL
3	5465.19	66.12	74.00	-7.88	58.93	7.90	33.76	34.47	169	176 Peak	VERTICAL
4	5470.00	53.95	54.00	-0.05	46.76	7.90	33.76	34.47	169	176 Average	VERTICAL
5	5505.03	103.66			96.42	7.91	33.80	34.47	169	176 Average	VERTICAL
6	5505.83	114.27			107.03	7.91	33.80	34.47	169	176 Peak	VERTICAL
7	5726.99	50.43	54.00	-3.57	42.58	7.87	34.50	34.52	169	176 Average	VERTICAL
8	5730.19	61.86	74.00	-12.14	54.01	7.87	34.50	34.52	169	176 Peak	VERTICAL

Item 5, 6 are the fundamental frequency at 5610 MHz.

Note: Both antenna polarizations have been tested and only the worst case was recorded in test report.

Note:

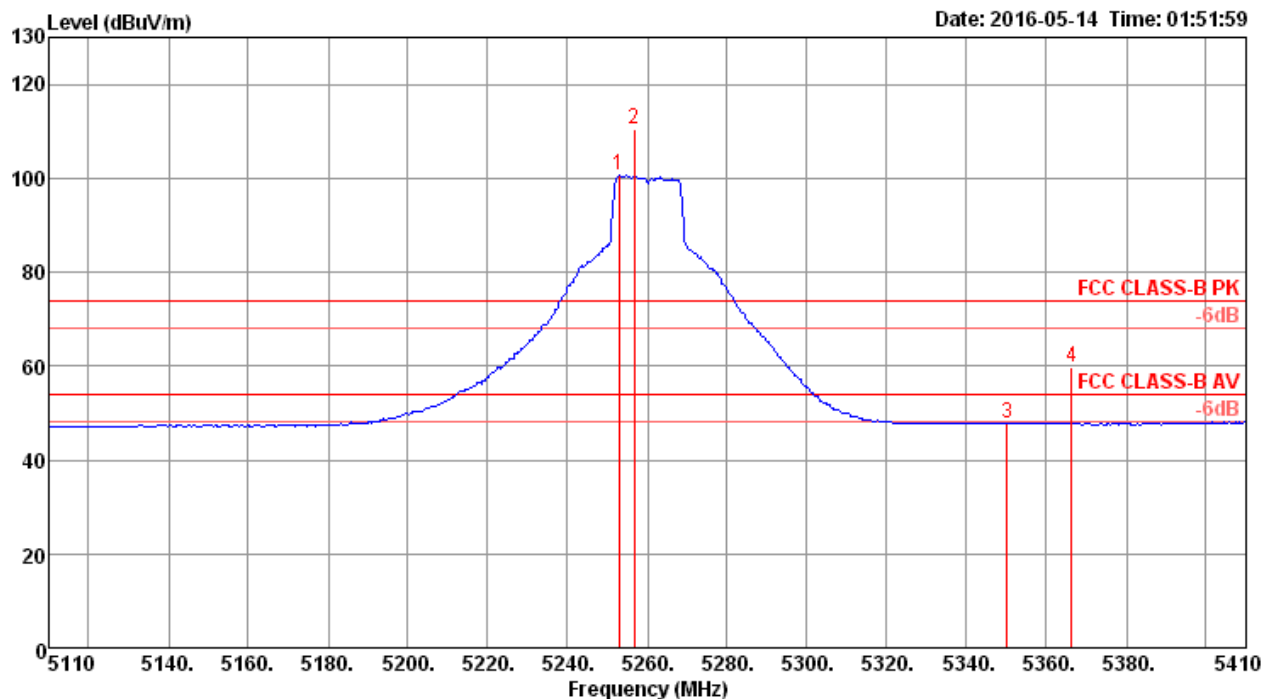
Emission level (dBuV/m) = 20 log Emission level (uV/m)

Corrected Reading: Antenna Factor + Cable Loss + Read Level - Preamp Factor = Level

<For Radio 3 Mode>

Temperature	22°C	Humidity	56%
Test Engineer	Peter Wu & Gary Chu	Configurations	IEEE 802.11a CH 52, 60, 64 / Chain 5
Test Mode	Mode 5		

Channel 52

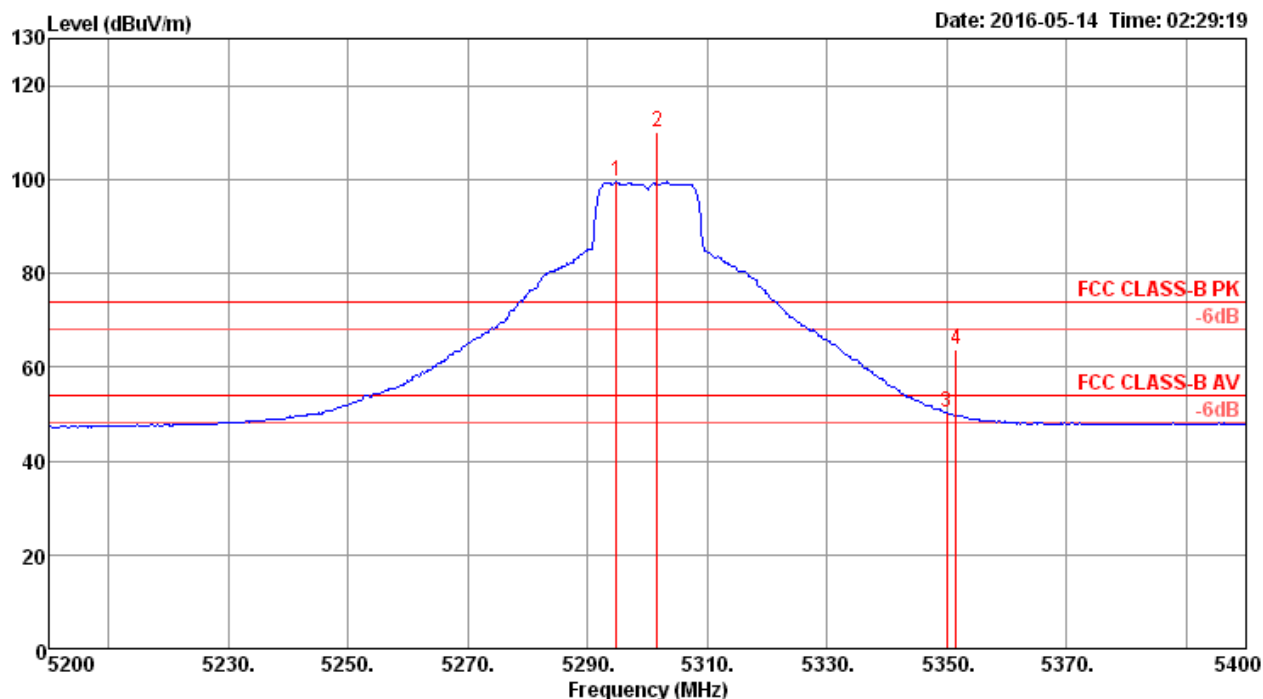


	Freq	Level	Limit	Over	Read	CableAntenna	Preamp	A/Pos	T/Pos	Remark	Pol/Phase
	MHz	dBuV/m	dBuV/m	dB	dBuV	dB	dB/m	dB	cm	deg	
1	5252.79	100.55			91.65	8.05	33.91	33.06	250	322 Average	VERTICAL
2	5256.64	110.62			101.72	8.05	33.91	33.06	250	322 Peak	VERTICAL
3	5350.00	47.76	54.00	-6.24	38.62	8.14	34.06	33.06	250	322 Average	VERTICAL
4	5366.35	59.67	74.00	-14.33	50.50	8.15	34.08	33.06	250	322 Peak	VERTICAL

Item 1, 2 are the fundamental frequency at 5260 MHz.

Note: Both antenna polarizations have been tested and only the worst case was recorded in test report.

Channel 60

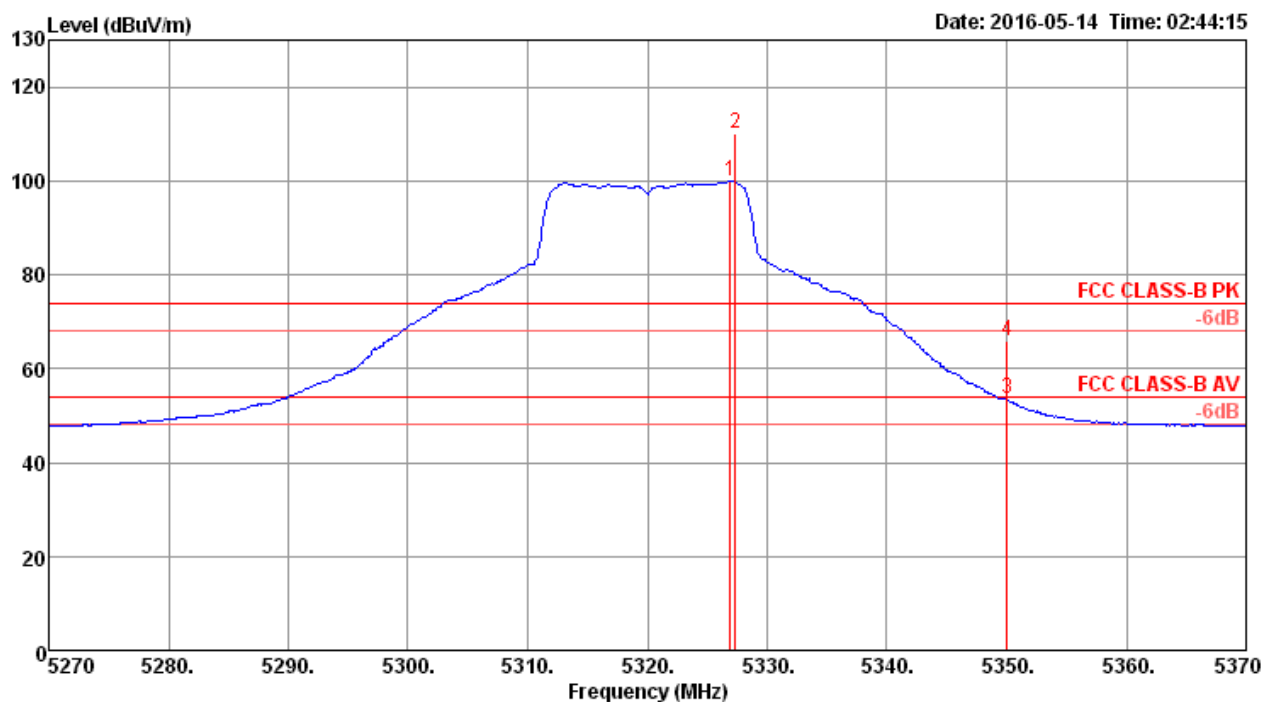


	Freq	Level	Limit	Over	Read	Cable	Antenna	Preamp	A/Pos	T/Pos	Remark	Pol/Phase
	MHz	dBuV/m	dBuV/m	dB	dBuV	dB	dB/m	dB	cm	deg		
1	5294.87	99.46			90.45	8.09	33.98	33.06	250	326	Average	VERTICAL
2	5301.60	109.96			100.95	8.09	33.98	33.06	250	326	Peak	VERTICAL
3	5350.00	50.17	54.00	-3.83	41.03	8.14	34.06	33.06	250	326	Average	VERTICAL
4	5351.60	63.89	74.00	-10.11	54.75	8.14	34.06	33.06	250	326	Peak	VERTICAL

Item 1, 2 are the fundamental frequency at 5300 MHz.

Note: Both antenna polarizations have been tested and only the worst case was recorded in test report.

Channel 64



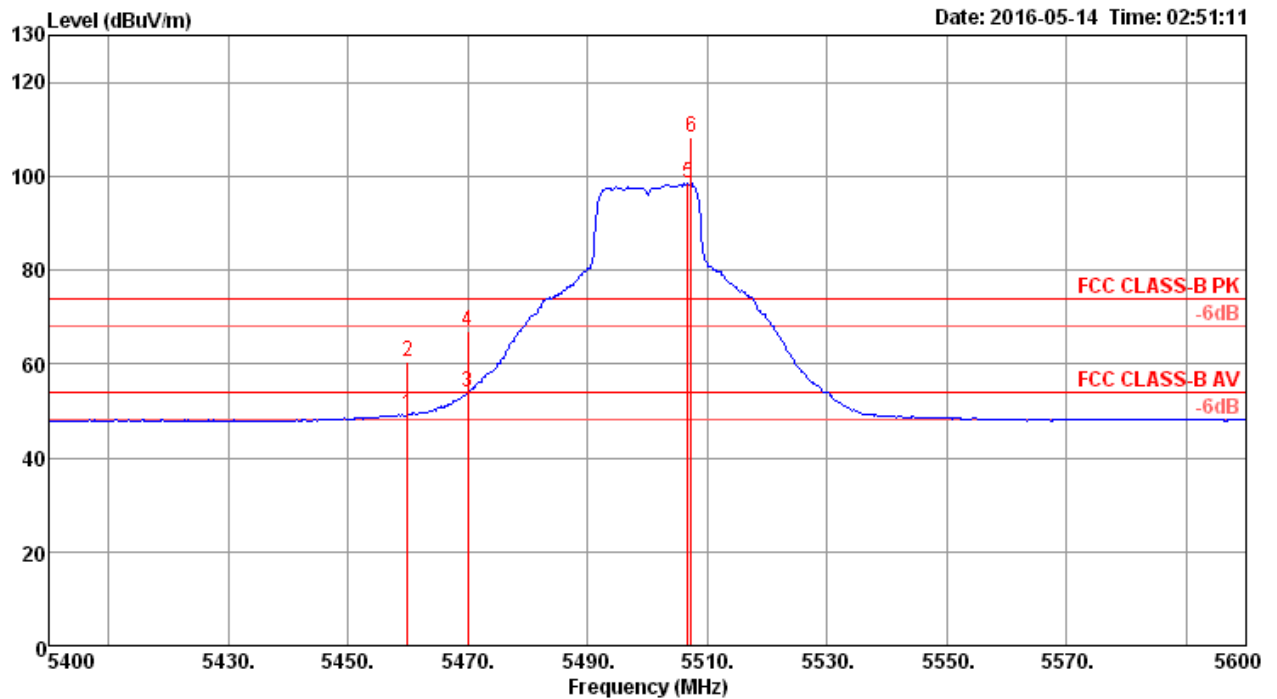
	Freq	Level	Limit	Over	Read	CableAntenna	Preamp	A/Pos	T/Pos	Remark	Pol/Phase
	MHz	dBuV/m	dBuV/m	dB	dBuV	dB	dB/m	dB	cm	deg	
1	5326.89	99.96			90.87	8.12	34.03	33.06	258	319 Average	VERTICAL
2	5327.37	109.96			100.87	8.12	34.03	33.06	258	319 Peak	VERTICAL
3	5350.00	53.55	54.00	-0.45	44.41	8.14	34.06	33.06	258	319 Average	VERTICAL
4	5350.00	65.79	74.00	-8.21	56.65	8.14	34.06	33.06	258	319 Peak	VERTICAL

Item 1, 2 are the fundamental frequency at 5320 MHz.

Note: Both antenna polarizations have been tested and only the worst case was recorded in test report.

Temperature	22°C	Humidity	56%
Test Engineer	Peter Wu & Gary Chu	Configurations	IEEE 802.11a CH 100, 116, 140 / Chain 5
Test Mode	Mode 5		

Channel 100

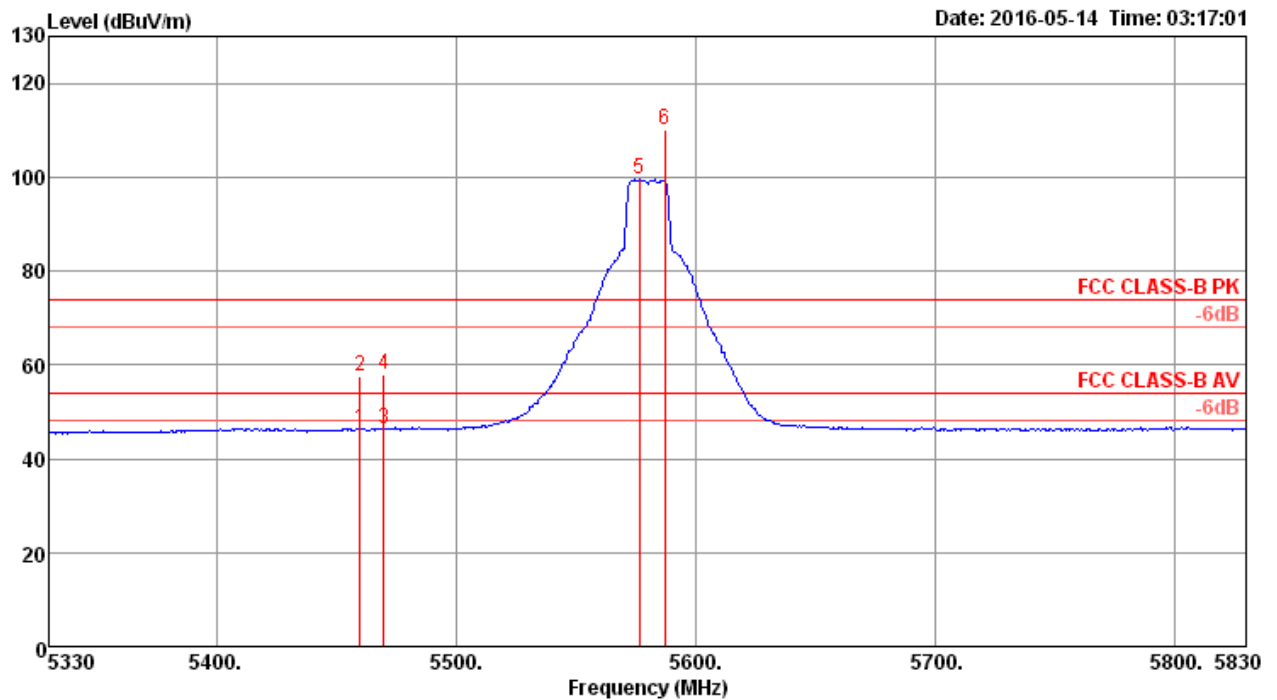


	Freq	Level	Limit Line	Over Limit	Read Level	Cable Loss	Antenna Factor	Preamp Factor	A/Pos	T/Pos	Remark	Pol/Phase
	MHz	dBuV/m	dBuV/m	dB	dBuV	dB	dB/m	dB	cm	deg		
1	5460.00	49.08	54.00	-4.92	39.70	8.21	34.23	33.06	250	314	Average	VERTICAL
2	5460.00	60.38	74.00	-13.62	51.00	8.21	34.23	33.06	250	314	Peak	VERTICAL
3	5470.00	53.82	54.00	-0.18	44.41	8.22	34.25	33.06	250	314	Average	VERTICAL
4	5470.00	66.89	74.00	-7.11	57.48	8.22	34.25	33.06	250	314	Peak	VERTICAL
5	5506.73	98.42			88.95	8.24	34.30	33.07	250	314	Average	VERTICAL
6	5507.37	108.32			98.85	8.24	34.30	33.07	250	314	Peak	VERTICAL

Item 5, 6 are the fundamental frequency at 5500 MHz.

Note: Both antenna polarizations have been tested and only the worst case was recorded in test report.

Channel 116

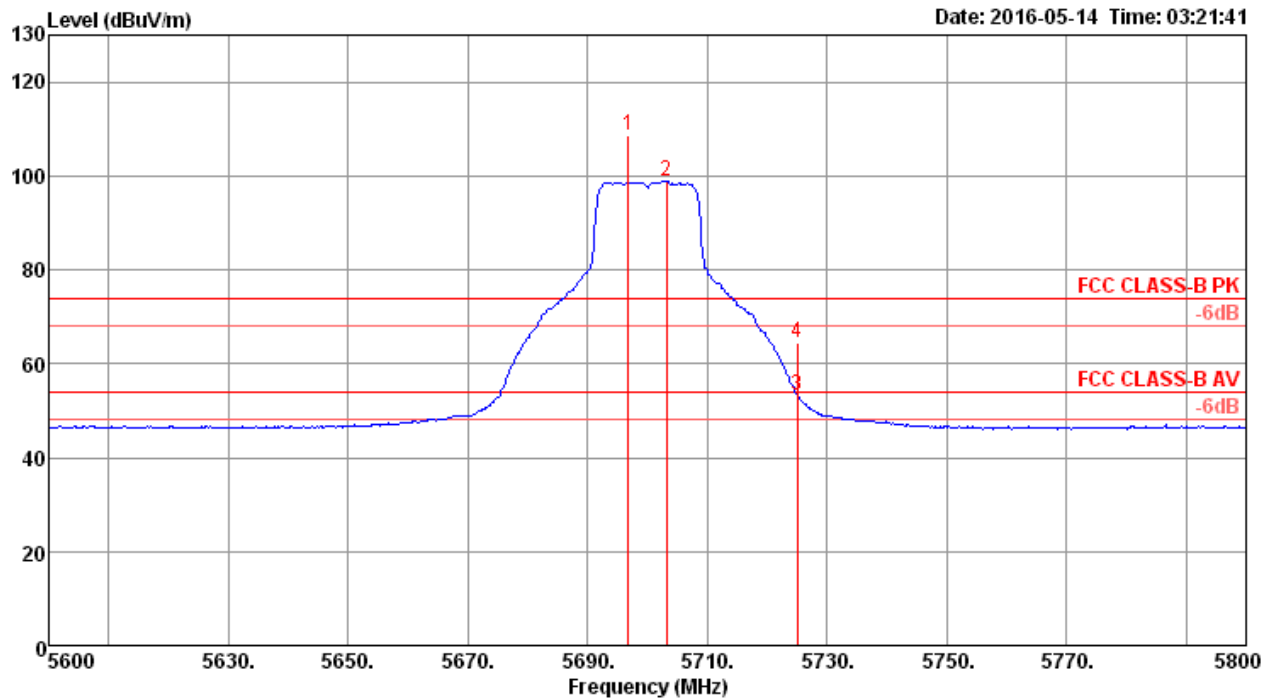


	Freq	Level	Limit	Over	Read	Cable	Antenna	Preamp	A/Pos	T/Pos	Remark	Pol/Phase
	MHz	dBuV/m	dBuV/m	dB	dBuV	dB	dB/m	dB	cm	deg		
1	5460.00	46.43	54.00	-7.57	37.05	8.21	34.23	33.06	254	345	Average	HORIZONTAL
2	5460.00	57.40	74.00	-16.60	48.02	8.21	34.23	33.06	254	345	Peak	HORIZONTAL
3	5470.00	46.38	54.00	-7.62	36.97	8.22	34.25	33.06	254	345	Average	HORIZONTAL
4	5470.00	57.98	74.00	-16.02	48.57	8.22	34.25	33.06	254	345	Peak	HORIZONTAL
5	5576.80	99.54			89.99	8.28	34.35	33.08	254	345	Average	HORIZONTAL
6	5587.21	110.02			100.48	8.28	34.35	33.09	254	345	Peak	HORIZONTAL

Item 5, 6 are the fundamental frequency at 5580 MHz.

Note: Both antenna polarizations have been tested and only the worst case was recorded in test report.

Channel 140



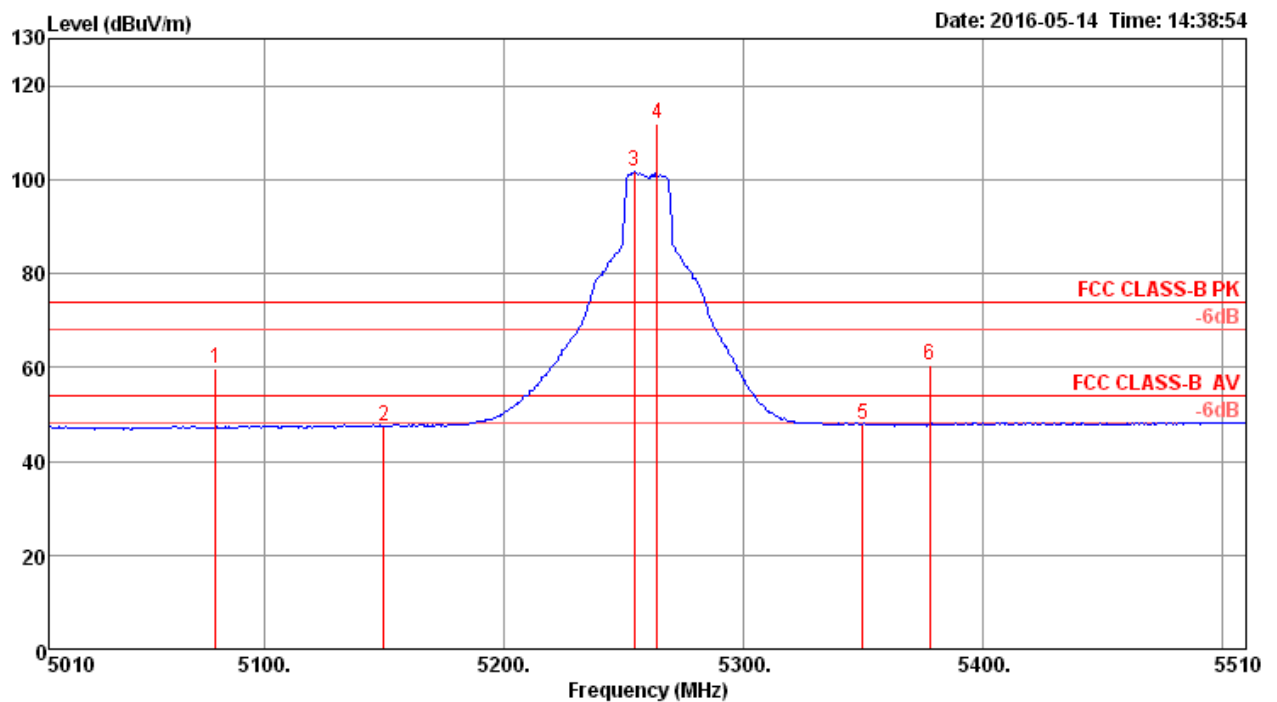
	Freq	Level	Limit	Over	Read	Cable	Antenna	Preamp	A/Pos	T/Pos	Remark	Pol/Phase
	MHz	dBuV/m	dBuV/m	dB	dBuV	dB	dB/m	dB	cm	deg		
1	5696.80	108.75			99.12	8.34	34.42	33.13	255	315	Peak	VERTICAL
2	5703.21	98.86			89.23	8.34	34.42	33.13	255	315	Average	VERTICAL
3	5725.00	53.17	54.00	-0.83	43.50	8.36	34.44	33.13	255	315	Average	VERTICAL
4	5725.00	64.50	74.00	-9.50	54.83	8.36	34.44	33.13	255	315	Peak	VERTICAL

Item 1, 2 are the fundamental frequency at 5700 MHz.

Note: Both antenna polarizations have been tested and only the worst case was recorded in test report.

Temperature	22°C	Humidity	56%
Test Engineer	Peter Wu & Gary Chu	Configurations	IEEE 802.11ac MCS0/Nss1 VHT20 CH 52, 60, 64 / Chain 5
Test Mode	Mode 5		

Channel 52

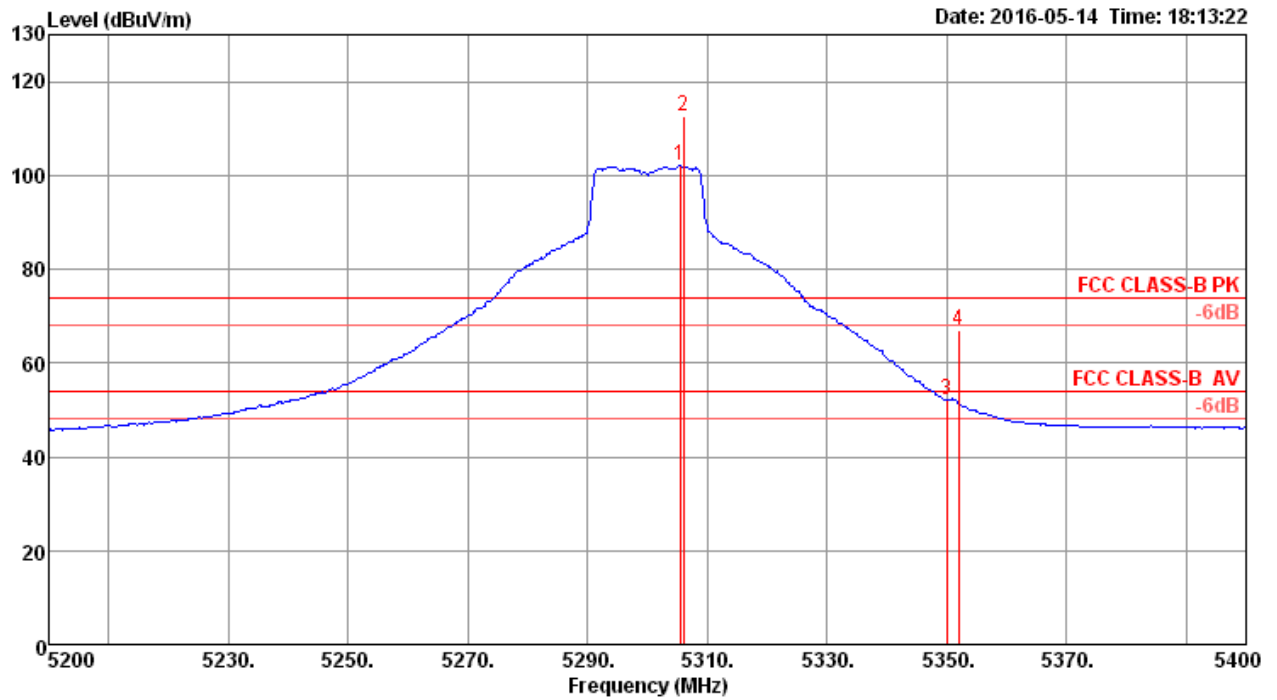


	Freq	Level	Limit	Over	Read	CableAntenna	Preamp	A/Pos	T/Pos	Remark	Pol/Phase
	MHz	dBuV/m	dBuV/m	dB	dBuV	dB	dB/m	dB	cm	deg	
1	5079.71	59.62	74.00	-14.38	51.15	7.90	33.62	33.05	250	325 Peak	VERTICAL
2	5150.00	47.42	54.00	-6.58	38.77	7.96	33.74	33.05	250	325 Average	VERTICAL
3	5254.39	101.63			92.73	8.05	33.91	33.06	250	325 Average	VERTICAL
4	5264.01	111.81			102.87	8.06	33.94	33.06	250	325 Peak	VERTICAL
5	5350.00	47.93	54.00	-6.07	38.79	8.14	34.06	33.06	250	325 Average	VERTICAL
6	5377.79	60.38	74.00	-13.62	51.16	8.17	34.11	33.06	250	325 Peak	VERTICAL

Item 3, 4 are the fundamental frequency at 5260 MHz.

Note: Both antenna polarizations have been tested and only the worst case was recorded in test report.

Channel 60

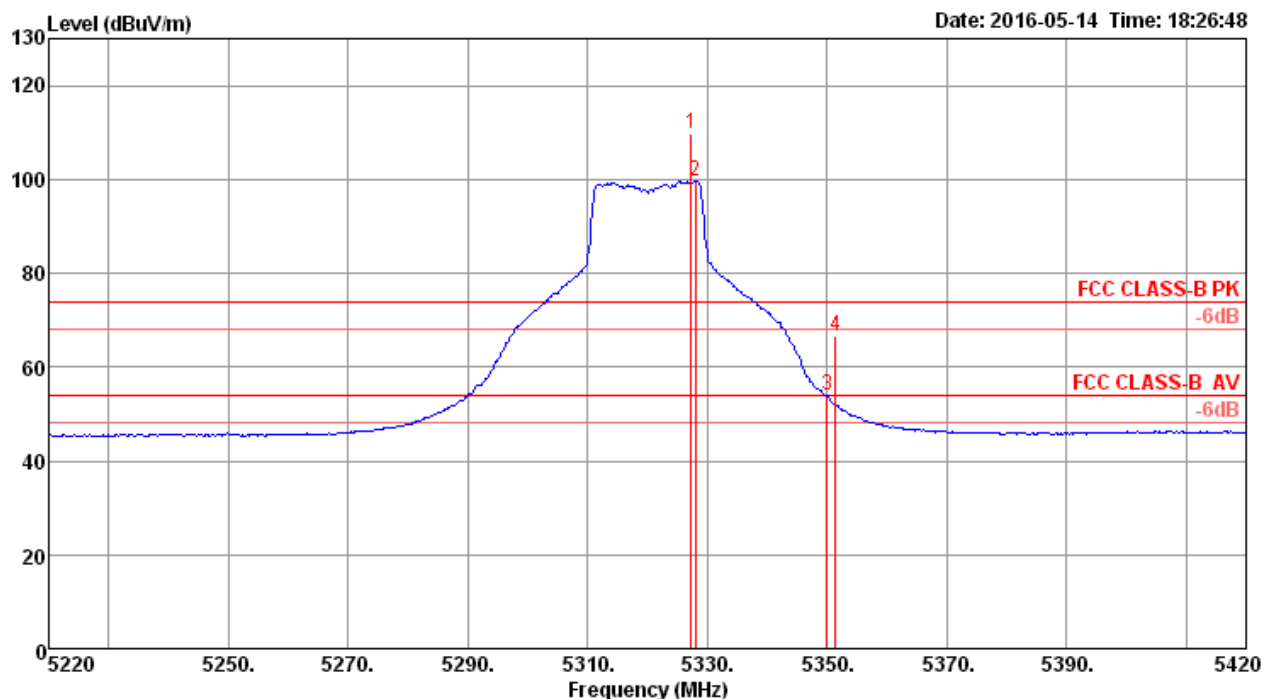


	Freq	Level	Limit	Over	Read	CableAntenna	Preamp	A/Pos	T/Pos	Remark	Pol/Phase
	MHz	dBuV/m	dBuV/m	dB	dBuV	dB	dB/m	dB	cm	deg	
1	5305.45	101.97			92.96	8.09	33.98	33.06	300	332	Average
2	5306.09	112.58			103.57	8.09	33.98	33.06	300	332	Peak
3	5350.00	51.97	54.00	-2.03	42.83	8.14	34.06	33.06	300	332	Average
4	5351.92	67.14	74.00	-6.86	58.00	8.14	34.06	33.06	300	332	Peak

Item 1, 2 are the fundamental frequency at 5300 MHz.

Note: Both antenna polarizations have been tested and only the worst case was recorded in test report.

Channel 64



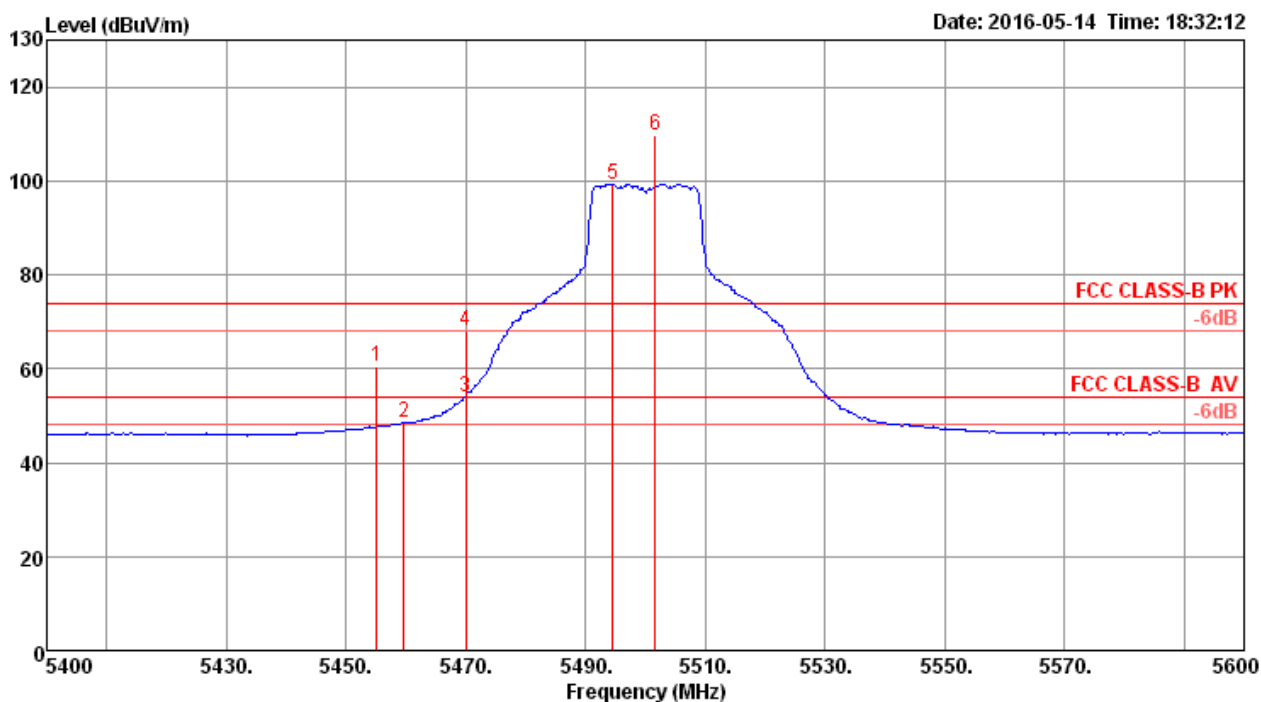
	Freq	Level	Limit	Over	Read	Cable	Antenna	Preamp	A/Pos	T/Pos	Remark	Pol/Phase
	MHz	dBuV/m	dBuV/m	dB	dBuV	dB	dB/m	dB	cm	deg		
1	5327.37	109.86			100.77	8.12	34.03	33.06	292	333	Peak	VERTICAL
2	5328.01	99.51			90.42	8.12	34.03	33.06	292	333	Average	VERTICAL
3	5350.00	53.88	54.00	-0.12	44.74	8.14	34.06	33.06	292	333	Average	VERTICAL
4	5351.41	66.54	74.00	-7.46	57.40	8.14	34.06	33.06	292	333	Peak	VERTICAL

Item 1, 2 are the fundamental frequency at 5320 MHz.

Note: Both antenna polarizations have been tested and only the worst case was recorded in test report.

Temperature	22°C	Humidity	56%
Test Engineer	Peter Wu & Gary Chu	Configurations	IEEE 802.11ac MCS0/Nss1 VHT20 CH 100, 116, 140 / Chain 5
Test Mode	Mode 5		

Channel 100

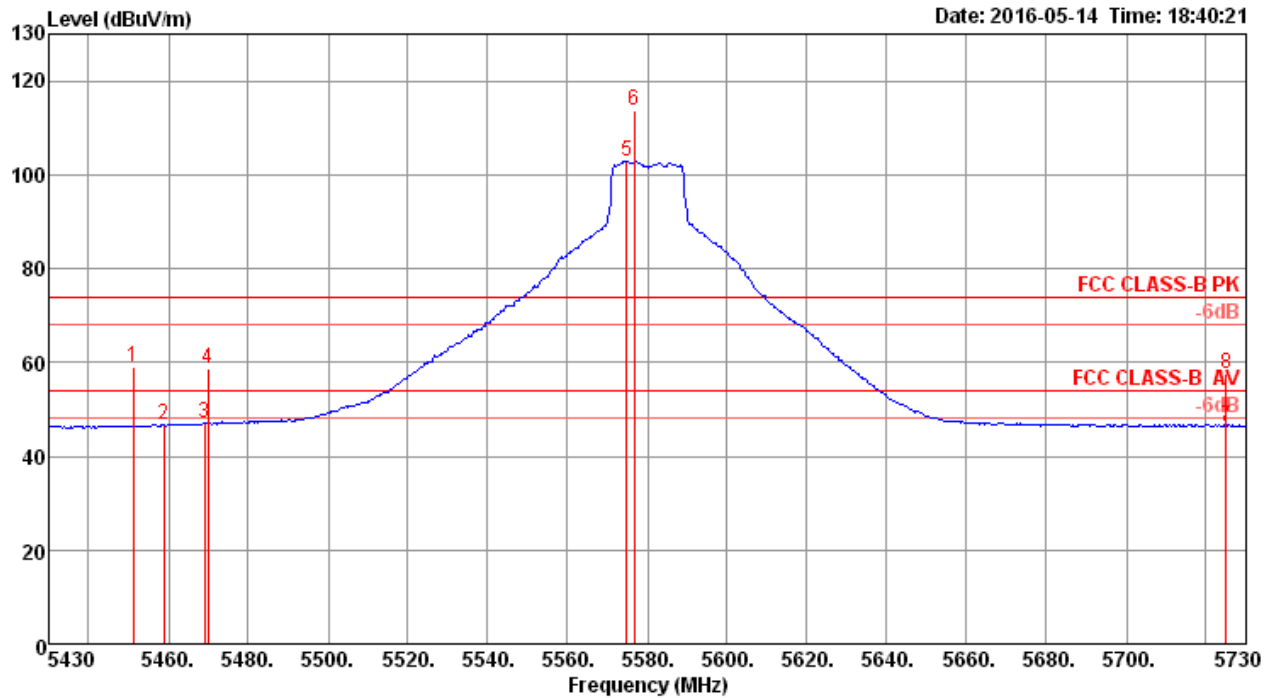


	Freq	Level	Limit	Over	Read	Cable	Antenna	Preamp	A/Pos	T/Pos	Remark	Pol/Phase
	MHz	dBuV/m	dBuV/m	dB	dBuV	dB	dB/m	dB	cm	deg		
1	5455.13	60.51	74.00	-13.49	51.13	8.21	34.23	33.06	272	327	Peak	VERTICAL
2	5459.62	48.39	54.00	-5.61	39.01	8.21	34.23	33.06	272	327	Average	VERTICAL
3	5470.00	53.79	54.00	-0.21	44.38	8.22	34.25	33.06	272	327	Average	VERTICAL
4	5470.00	68.11	74.00	-5.89	58.70	8.22	34.25	33.06	272	327	Peak	VERTICAL
5	5494.55	99.29			89.84	8.23	34.28	33.06	272	327	Average	VERTICAL
6	5501.60	109.56			100.08	8.24	34.30	33.06	272	327	Peak	VERTICAL

Item 5, 6 are the fundamental frequency at 5500 MHz.

Note: Both antenna polarizations have been tested and only the worst case was recorded in test report.

Channel 116

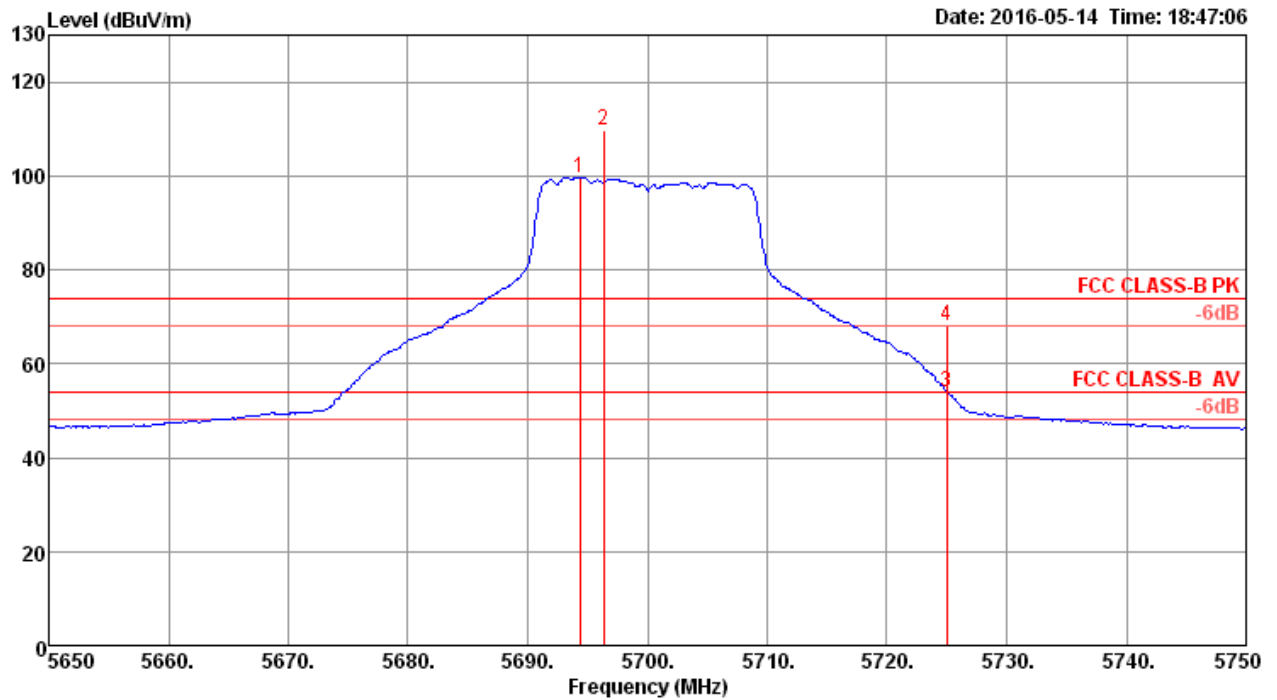


	Freq	Level	Limit	Over	Read	Cable	Antenna	Preamp	A/Pos	T/Pos	Remark	Pol/Phase
	MHz	dBuV/m	dBuV/m	dB	dBuV	dB	dB/m	dB	cm	deg		
1	5451.15	58.95	74.00	-15.05	49.57	8.21	34.23	33.06	270	328	Peak	VERTICAL
2	5458.85	46.68	54.00	-7.32	37.30	8.21	34.23	33.06	270	328	Average	VERTICAL
3	5468.94	46.99	54.00	-7.01	37.58	8.22	34.25	33.06	270	328	Average	VERTICAL
4	5470.00	58.80	74.00	-15.20	49.39	8.22	34.25	33.06	270	328	Peak	VERTICAL
5	5574.71	102.93			93.40	8.27	34.34	33.08	270	328	Average	VERTICAL
6	5576.64	113.80			104.25	8.28	34.35	33.08	270	328	Peak	VERTICAL
7	5725.00	46.51	54.00	-7.49	36.84	8.36	34.44	33.13	270	328	Average	VERTICAL
8	5725.00	57.65	74.00	-16.35	47.98	8.36	34.44	33.13	270	328	Peak	VERTICAL

Item 5, 6 are the fundamental frequency at 5580 MHz.

Note: Both antenna polarizations have been tested and only the worst case was recorded in test report.

Channel 140



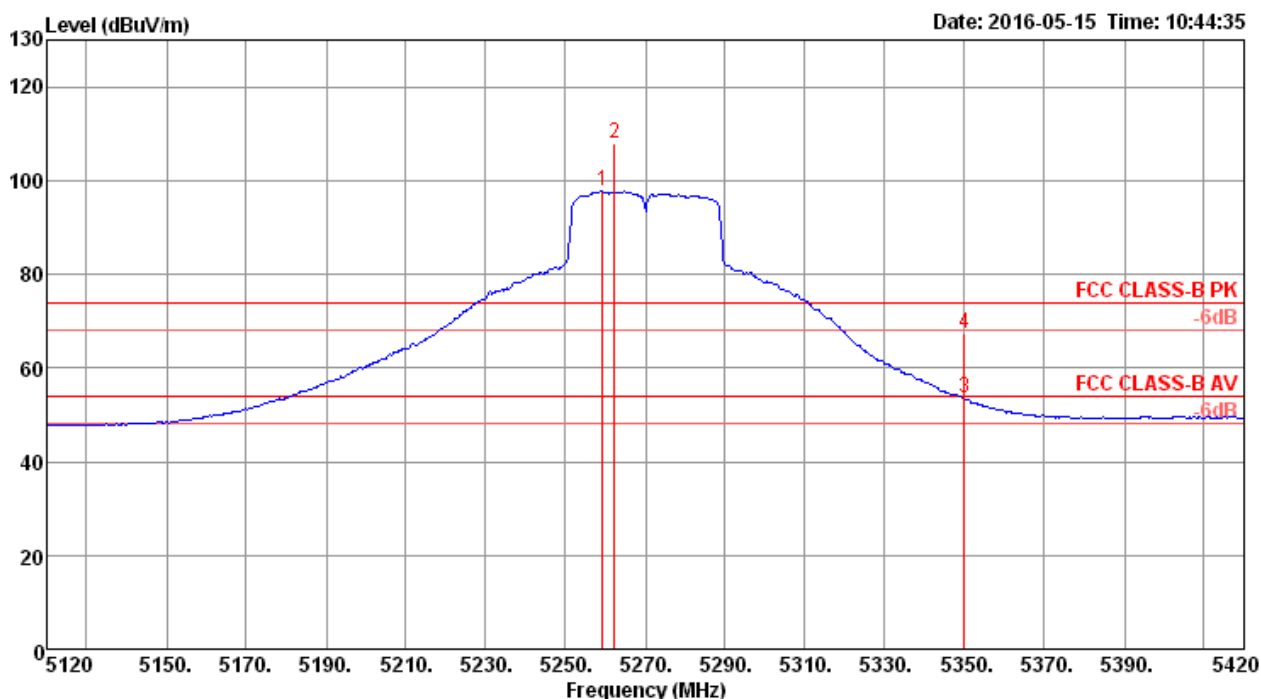
	Freq	Level	Limit	Over	Read	Cable	Antenna	Preamp	A/Pos	T/Pos	Remark	Pol/Phase
	MHz	dBuV/m	dBuV/m	dB	dBuV	dB	dB/m	dB	cm	deg		
1	5694.39	99.69			90.06	8.34	34.42	33.13	272	332	Average	VERTICAL
2	5696.31	109.55			99.92	8.34	34.42	33.13	272	332	Peak	VERTICAL
3	5725.00	53.98	54.00	-0.02	44.31	8.36	34.44	33.13	272	332	Average	VERTICAL
4	5725.00	68.20	74.00	-5.80	58.53	8.36	34.44	33.13	272	332	Peak	VERTICAL

Item 1, 2 are the fundamental frequency at 5700 MHz.

Note: Both antenna polarizations have been tested and only the worst case was recorded in test report.

Temperature	22°C	Humidity	56%
Test Engineer	Peter Wu & Gary Chu	Configurations	IEEE 802.11ac MCS0/Nss1 VHT40 CH 54, 62 / Chain 5
Test Mode	Mode 5		

Channel 54

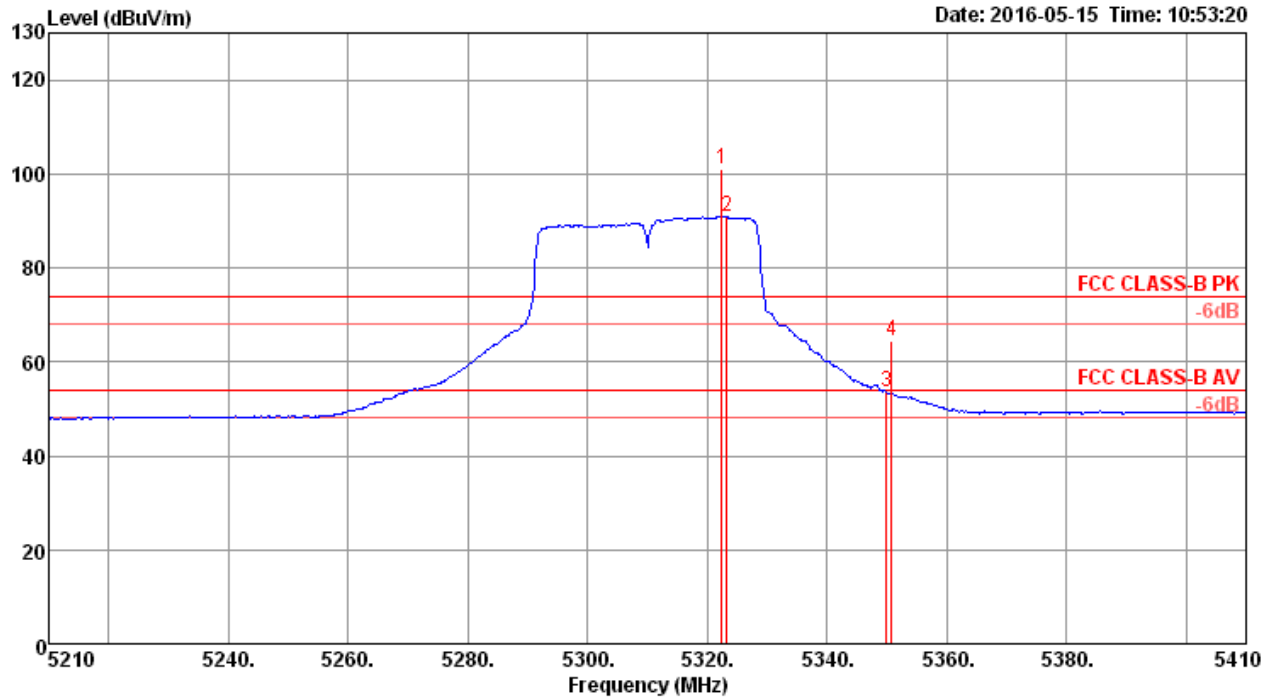


	Freq	Level	Limit	Over	Read	Cable	Antenna	Preamp	A/Pos	T/Pos	Remark	Pol/Phase
	MHz	dBuV/m	dBuV/m	dB	dBuV	dB	dB/m	dB	cm	deg		
1	5259.20	97.62			88.72	8.05	33.91	33.06	245	337	Average	VERTICAL
2	5262.20	107.89			98.95	8.06	33.94	33.06	245	337	Peak	VERTICAL
3	5350.00	53.52	54.00	-0.48	44.38	8.14	34.06	33.06	245	337	Average	VERTICAL
4	5350.00	67.29	74.00	-6.71	58.15	8.14	34.06	33.06	245	337	Peak	VERTICAL

Item 1, 2 are the fundamental frequency at 5270 MHz.

Note: Both antenna polarizations have been tested and only the worst case was recorded in test report.

Channel 62



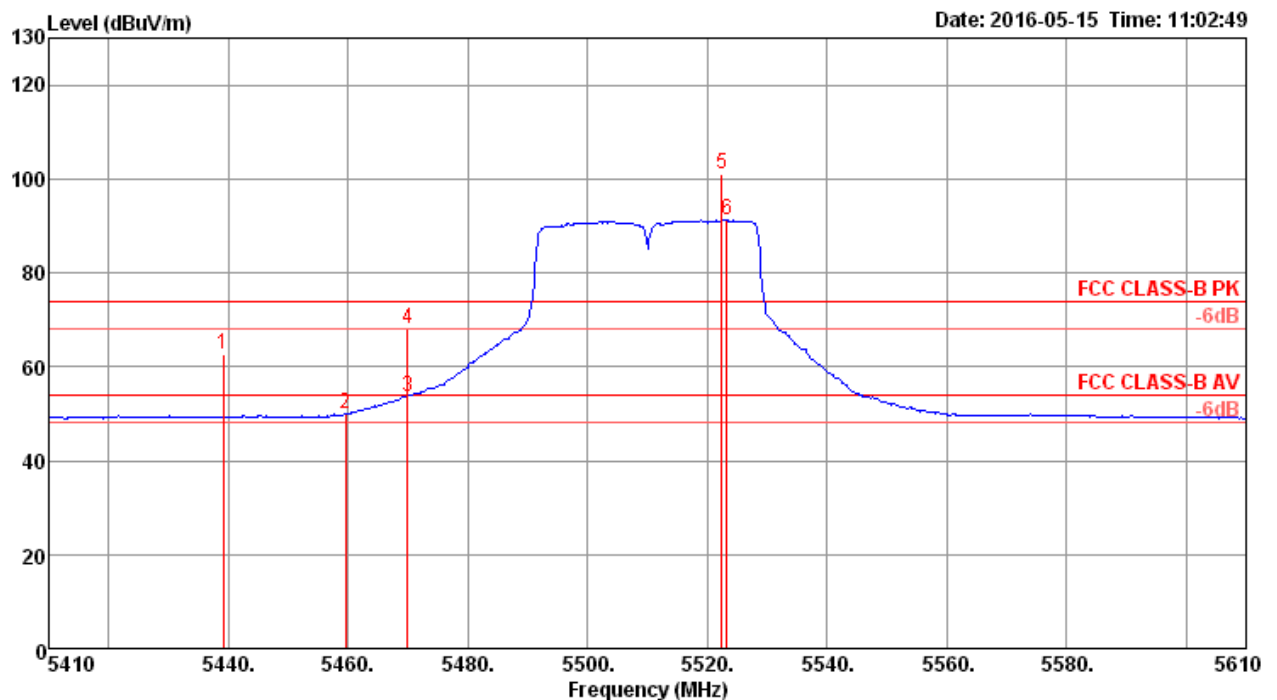
	Freq	Level	Limit	Over	Read	Cable	Antenna	Preamp	A/Pos	T/Pos	Remark	Pol/Phase
	MHz	dBuV/m	dBuV/m	dB	dBuV	dB	dB/m	dB	cm	deg		
1	5322.40	100.97			91.91	8.11	34.01	33.06	232	333	Peak	VERTICAL
2	5323.20	90.83			81.77	8.11	34.01	33.06	232	333	Average	VERTICAL
3	5350.00	53.52	54.00	-0.48	44.38	8.14	34.06	33.06	232	333	Average	VERTICAL
4	5350.80	64.54	74.00	-9.46	55.40	8.14	34.06	33.06	232	333	Peak	VERTICAL

Item 1, 2 are the fundamental frequency at 5310 MHz.

Note: Both antenna polarizations have been tested and only the worst case was recorded in test report.

Temperature	22°C	Humidity	56%
Test Engineer	Peter Wu & Gary Chu	Configurations	IEEE 802.11ac MCS0/Nss1 VHT40 CH 102, 110, 134 / Chain 5
Test Mode	Mode 5		

Channel 102

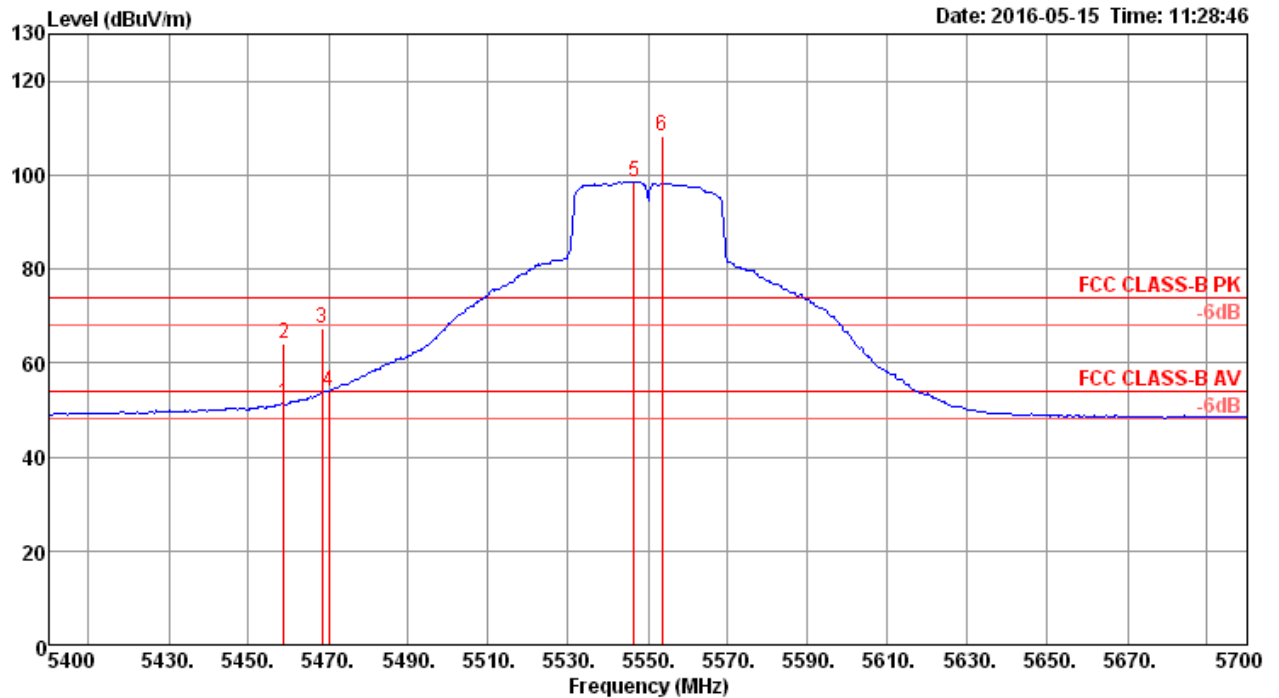


	Freq	Level	Limit	Over	Read	Cable	Antenna	Preamp	A/Pos	T/Pos	Remark	Pol/Phase
	MHz	dBuV/m	dBuV/m	dB	dBuV	dB	dB/m	dB	cm	deg		
1	5439.20	62.54	74.00	-11.46	53.19	8.21	34.20	33.06	267	328	Peak	VERTICAL
2	5459.60	50.09	54.00	-3.91	40.71	8.21	34.23	33.06	267	328	Average	VERTICAL
3	5470.00	53.72	54.00	-0.28	44.31	8.22	34.25	33.06	267	328	Average	VERTICAL
4	5470.00	67.98	74.00	-6.02	58.57	8.22	34.25	33.06	267	328	Peak	VERTICAL
5	5522.40	101.12			91.63	8.25	34.31	33.07	267	328	Peak	VERTICAL
6	5523.20	91.26			81.77	8.25	34.31	33.07	267	328	Average	VERTICAL

Item 5, 6 are the fundamental frequency at 5510 MHz.

Note: Both antenna polarizations have been tested and only the worst case was recorded in test report.

Channel 110

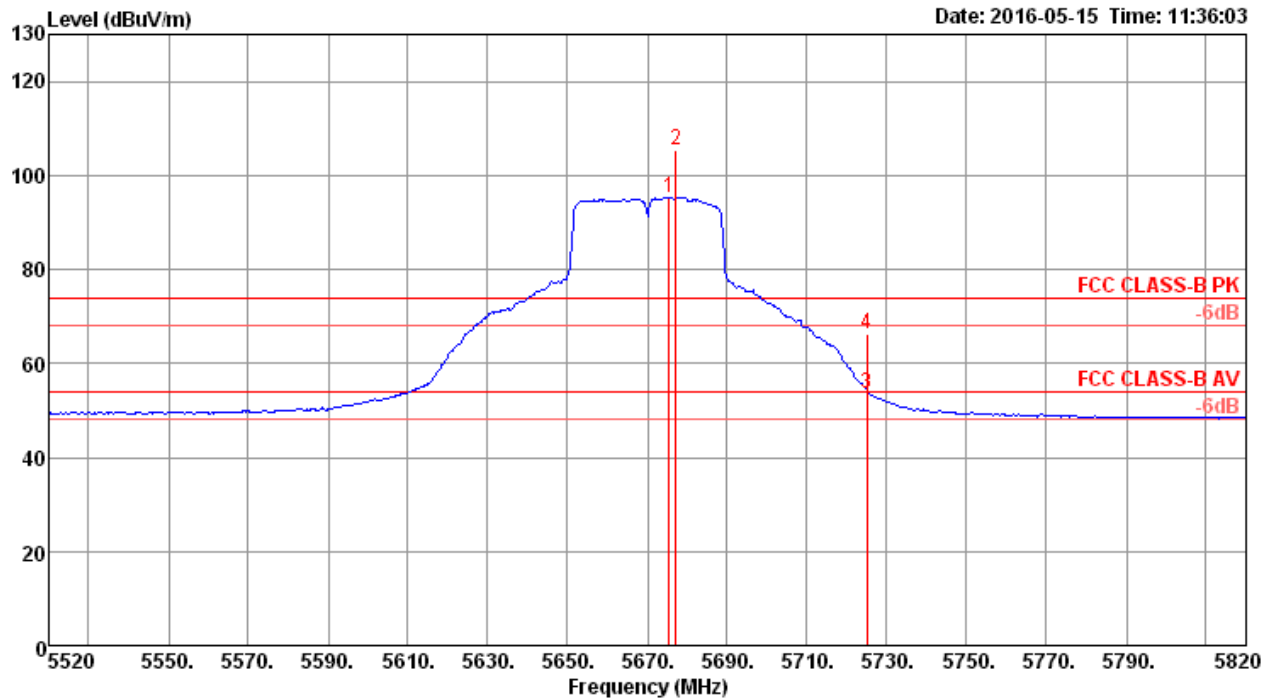


	Freq	Level	Limit	Over	Read	Cable	Antenna	Preamp	A/Pos	T/Pos	Remark	Pol/Phase
	MHz	dBuV/m	dBuV/m	dB	dBuV	dB	dB/m	dB	cm	deg		
1	5458.80	51.32	54.00	-2.68	41.94	8.21	34.23	33.06	300	328	Average	VERTICAL
2	5458.80	64.00	74.00	-10.00	54.62	8.21	34.23	33.06	300	328	Peak	VERTICAL
3	5468.40	67.46	74.00	-6.54	58.05	8.22	34.25	33.06	300	328	Peak	VERTICAL
4	5470.00	53.86	54.00	-0.14	44.45	8.22	34.25	33.06	300	328	Average	VERTICAL
5	5546.40	98.60			89.09	8.26	34.33	33.08	300	328	Average	VERTICAL
6	5553.60	108.44			98.93	8.26	34.33	33.08	300	328	Peak	VERTICAL

Item 5, 6 are the fundamental frequency at 5550 MHz.

Note: Both antenna polarizations have been tested and only the worst case was recorded in test report.

Channel 134



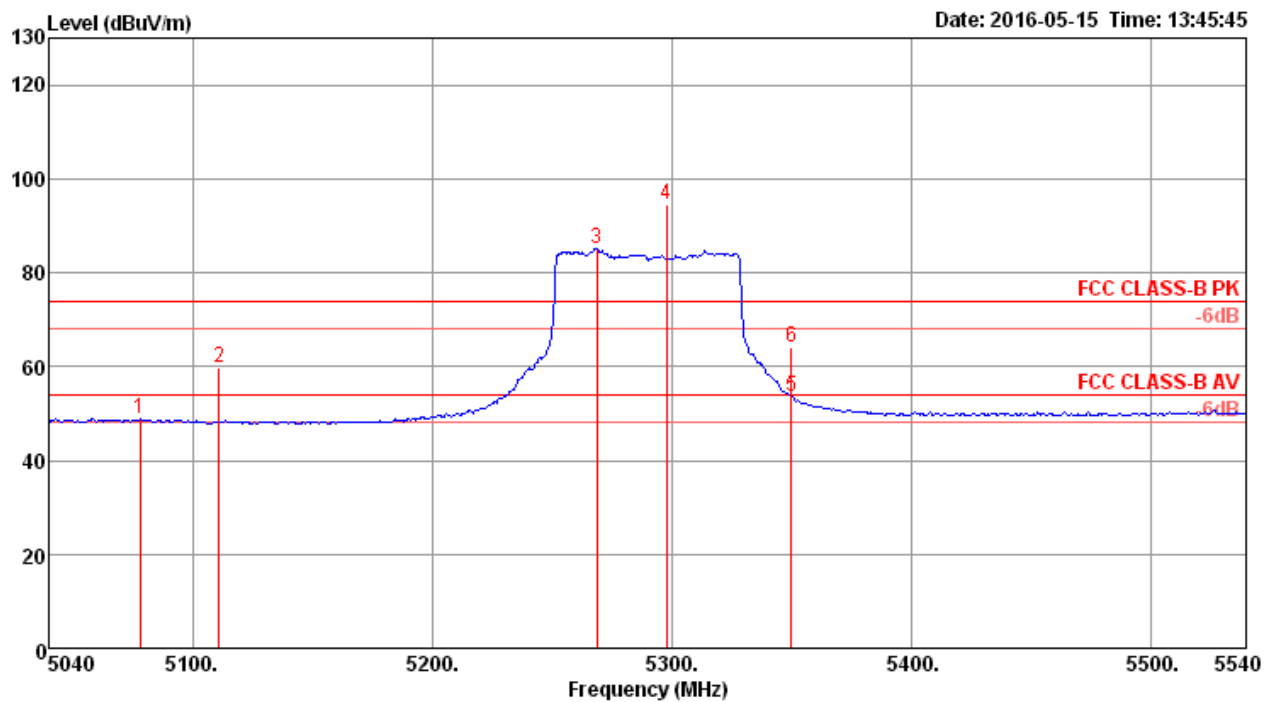
	Freq	Level	Limit	Over	Read	Cable	Antenna	Preamp	A/Pos	T/Pos	Remark	Pol/Phase
	MHz	dBuV/m	dBuV/m	dB	dBuV	dB	dB/m	dB	cm	deg		
1	5675.40	95.37			85.74	8.34	34.41	33.12	236	337	Average	VERTICAL
2	5677.20	105.42			95.79	8.34	34.41	33.12	236	337	Peak	VERTICAL
3	5725.00	53.71	54.00	-0.29	44.04	8.36	34.44	33.13	236	337	Average	VERTICAL
4	5725.00	66.14	74.00	-7.86	56.47	8.36	34.44	33.13	236	337	Peak	VERTICAL

Item 1, 2 are the fundamental frequency at 5670 MHz.

Note: Both antenna polarizations have been tested and only the worst case was recorded in test report.

Temperature	22°C	Humidity	56%
Test Engineer	Peter Wu & Gary Chu	Configurations	IEEE 802.11ac MCS0/Nss1 VHT80 CH 58 / Chain 5
Test Mode	Mode 5		

Channel 58



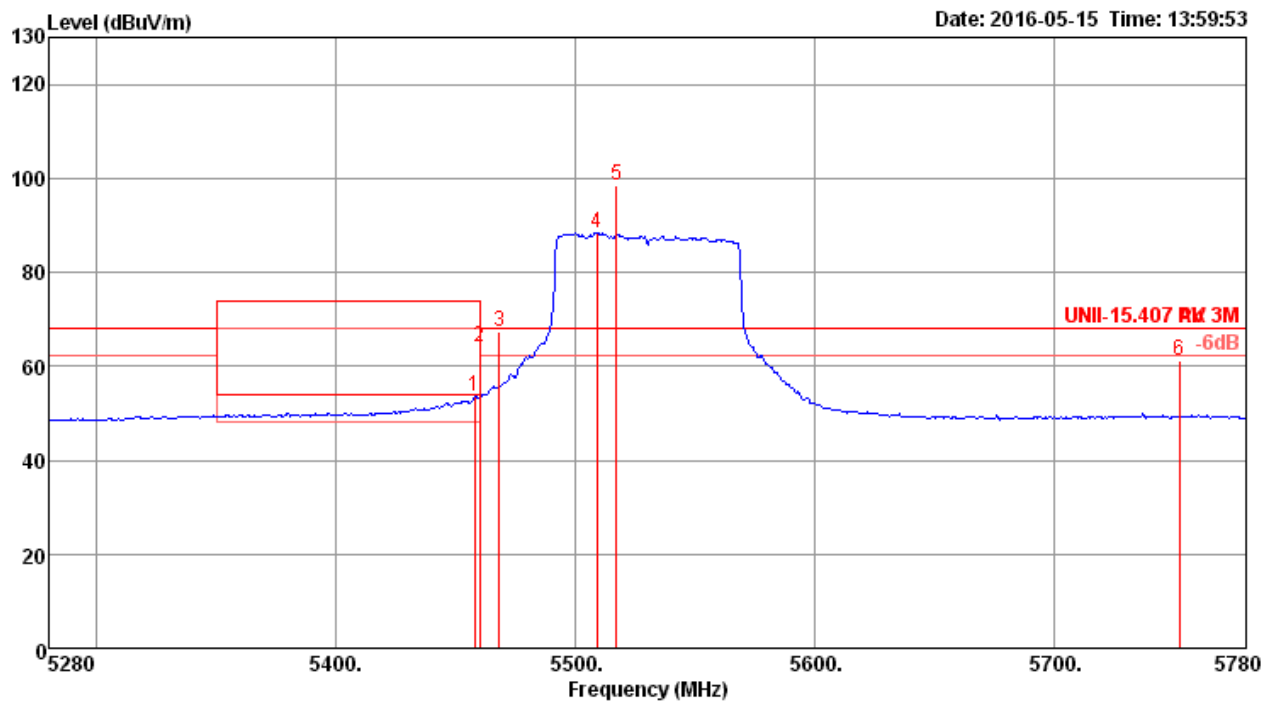
	Freq	Level	Limit	Over	Read	CableAntenna	Preamp	A/Pos	T/Pos	Remark	Pol/Phase
	MHz	dBuV/m	dBuV/m	dB	dBuV	dB	dB/m	dB	cm	deg	
1	5078.00	48.83	54.00	-5.17	40.36	7.90	33.62	33.05	251	342	Average
2	5111.00	59.91	74.00	-14.09	51.37	7.92	33.67	33.05	251	342	Peak
3	5269.00	85.09			76.15	8.06	33.94	33.06	251	342	Average
4	5298.00	94.67			85.66	8.09	33.98	33.06	251	342	Peak
5	5350.00	53.66	54.00	-0.34	44.52	8.14	34.06	33.06	251	342	Average
6	5350.00	64.07	74.00	-9.93	54.93	8.14	34.06	33.06	251	342	Peak

Item 3, 4 are the fundamental frequency at 5290 MHz.

Note: Both antenna polarizations have been tested and only the worst case was recorded in test report.

Temperature	22°C	Humidity	56%
Test Engineer	Peter Wu & Gary Chu	Configurations	IEEE 802.11ac MCS0/Nss1 VHT80 CH 106, 122 / Chain 5
Test Mode	Mode 5		

Channel 106

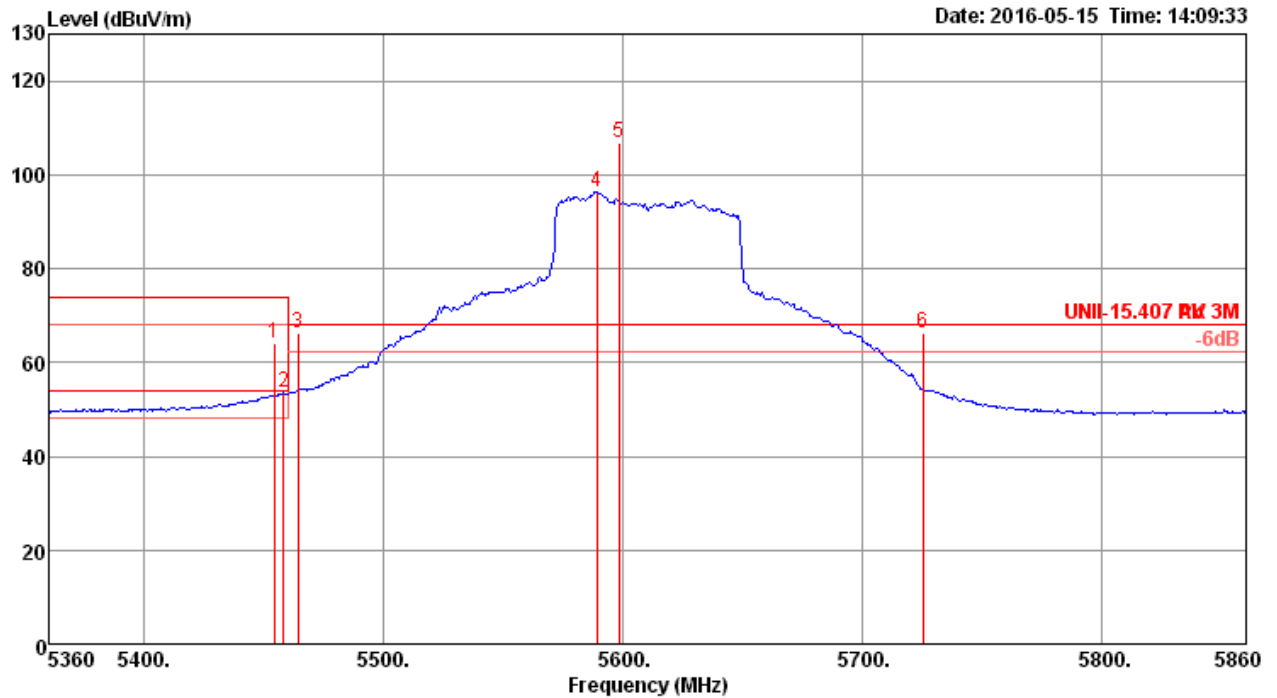


	Freq	Level	Limit	Over	Read	Cable	Antenna	Preamp	A/Pos	T/Pos	Remark	Pol/Phase
	MHz	dBuV/m	dBuV/m	dB	dBuV	dB	dB/m	dB	cm	deg		
1	5458.00	53.61	54.00	-0.39	44.23	8.21	34.23	33.06	274	329	Average	VERTICAL
2	5460.00	63.93	74.00	-10.07	54.55	8.21	34.23	33.06	274	329	Peak	VERTICAL
3	5468.00	67.28	68.20	-0.92	57.87	8.22	34.25	33.06	274	329	Peak	VERTICAL
4	5509.00	88.46			78.99	8.24	34.30	33.07	274	329	Average	VERTICAL
5	5517.00	98.38			88.89	8.25	34.31	33.07	274	329	Peak	VERTICAL
6	5752.00	61.08	68.20	-7.12	51.40	8.37	34.45	33.14	274	329	Peak	VERTICAL

Item 4, 5 are the fundamental frequency at 5530 MHz.

Note: Both antenna polarizations have been tested and only the worst case was recorded in test report.

Channel 122



	Freq	Level	Limit	Over	Read	Cable	Antenna	Preamp	A/Pos	T/Pos	Remark	Pol/Phase
	MHz	dBuV/m	dBuV/m	dB	dBuV	dB	dB/m	dB	cm	deg		
1	5454.00	64.27	74.00	-9.73	54.89	8.21	34.23	33.06	241	333	Peak	VERTICAL
2	5458.00	53.52	54.00	-0.48	44.14	8.21	34.23	33.06	241	333	Average	VERTICAL
3	5464.00	66.25	68.20	-1.95	56.84	8.22	34.25	33.06	241	333	Peak	VERTICAL
4	5589.00	96.33			86.79	8.28	34.35	33.09	241	333	Average	VERTICAL
5	5598.00	106.70			97.15	8.29	34.36	33.10	241	333	Peak	VERTICAL
6	5725.00	66.17	68.20	-2.03	56.50	8.36	34.44	33.13	241	333	Peak	VERTICAL

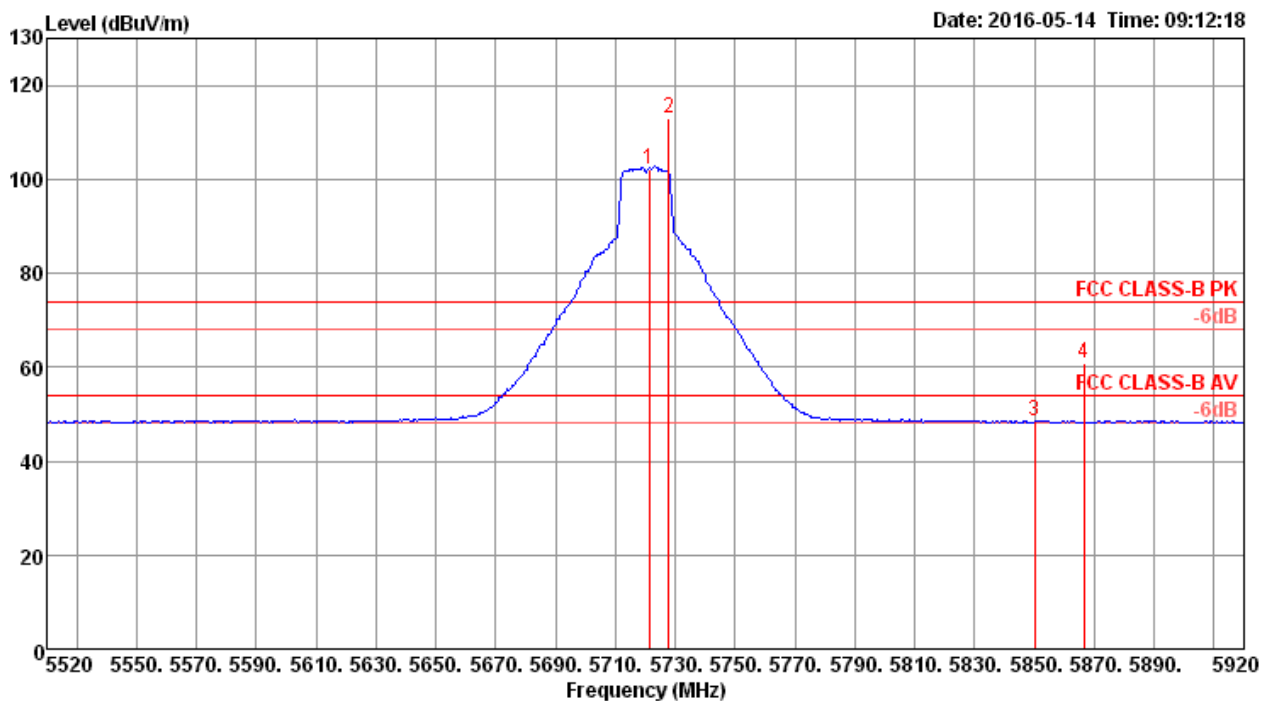
Item 4, 5 are the fundamental frequency at 5610 MHz.

Note: Both antenna polarizations have been tested and only the worst case was recorded in test report.

Straddle Channel

Temperature	22°C	Humidity	56%
Test Engineer	Peter Wu & Gary Chu	Configurations	IEEE 802.11a CH 144 / Chain 5
Test Mode	Mode 5		

Channel 144



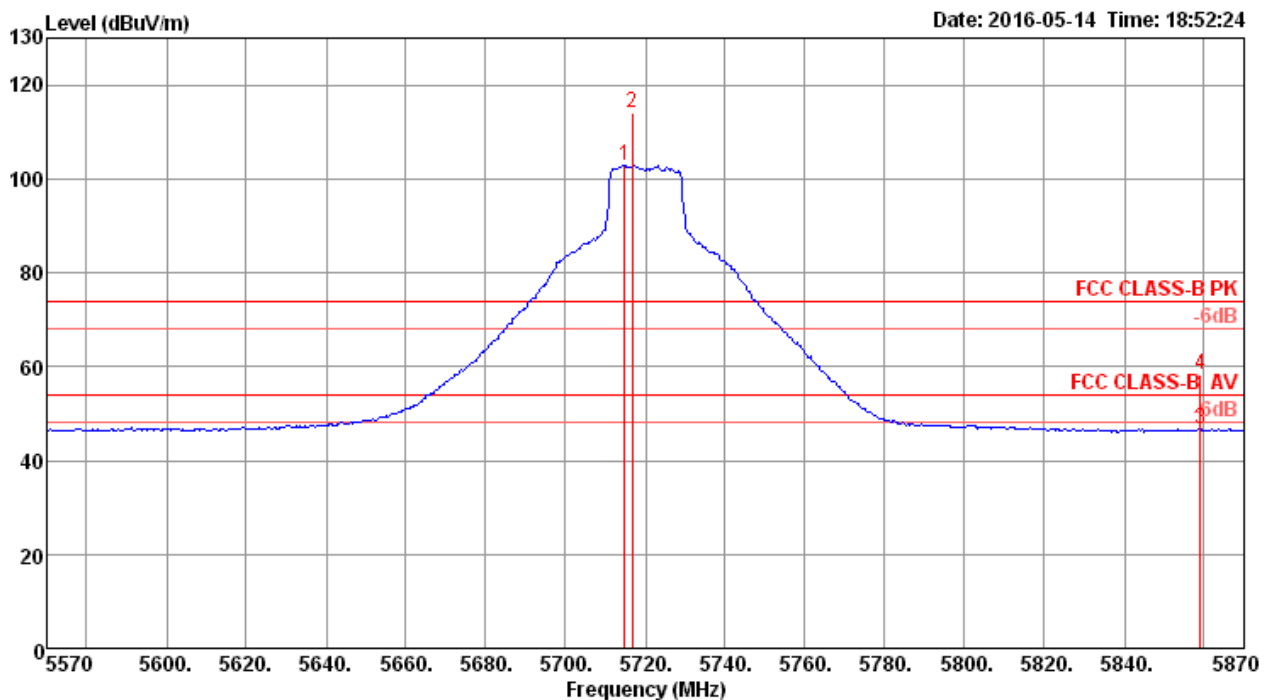
	Freq	Level	Limit	Over	Read	CableAntenna	Preamp	A/Pos	T/Pos	Remark	Pol/Phase
	MHz	dBuV/m	dBuV/m	dB	dBuV	dB	dB/m	dB	cm	deg	
1	5721.28	102.24			92.59	8.35	34.43	33.13	238	321 Average	VERTICAL
2	5727.69	112.96			103.30	8.36	34.44	33.14	238	321 Peak	VERTICAL
3	5850.00	48.52	54.00	-5.48	38.76	8.42	34.51	33.17	238	321 Average	VERTICAL
4	5866.67	60.98	74.00	-13.02	51.22	8.42	34.52	33.18	238	321 Peak	VERTICAL

Item 1, 2 are the fundamental frequency at 5720 MHz.

Note: Both antenna polarizations have been tested and only the worst case was recorded in test report.

Temperature	22°C	Humidity	56%
Test Engineer	Peter Wu & Gary Chu	Configurations	IEEE 802.11ac MCS0/Nss1 VHT20 CH 144 / Chain 5
Test Mode	Mode 5		

Channel 144



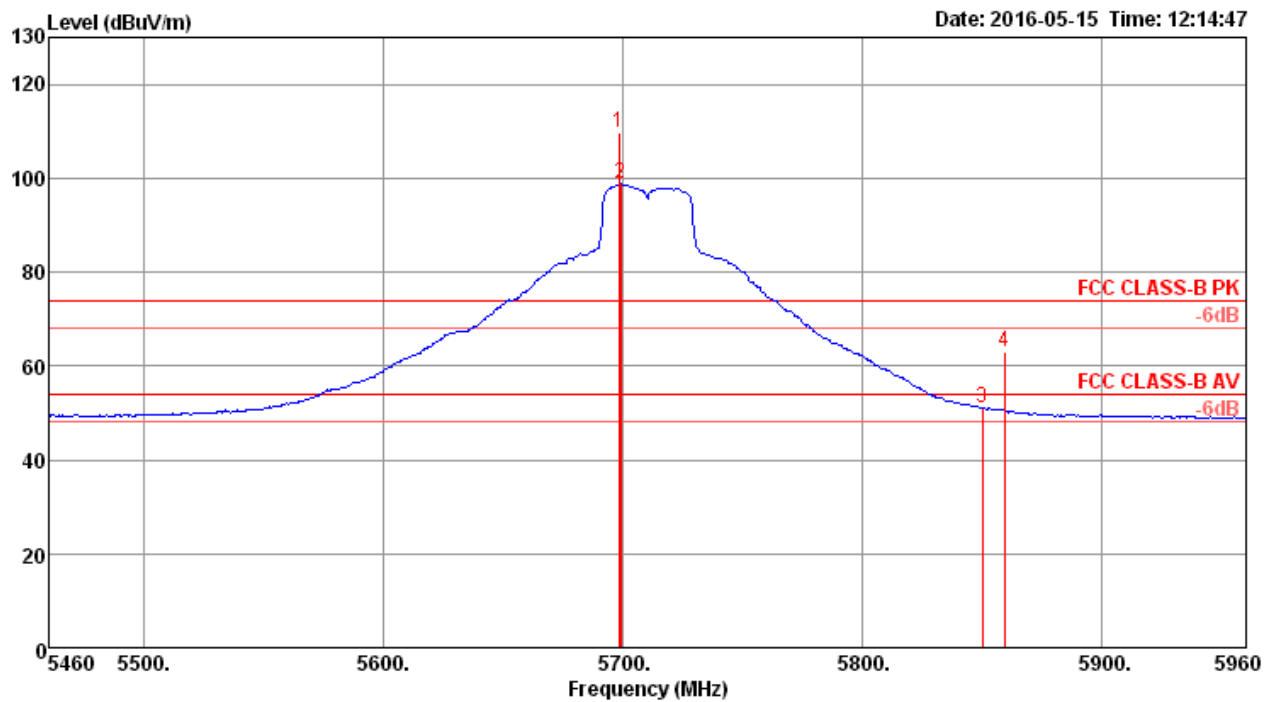
	Freq	Level	Limit	Over	Read	Cable	Antenna	Preamp	A/Pos	T/Pos	Remark	Pol/Phase
	MHz	dBuV/m	dBuV/m	dB	dBuV	dB	dB/m	dB	cm	deg		
1	5714.71	102.83			93.18	8.35	34.43	33.13	275	335	Average	VERTICAL
2	5716.64	113.91			104.26	8.35	34.43	33.13	275	335	Peak	VERTICAL
3	5858.94	46.72	54.00	-7.28	36.95	8.42	34.52	33.17	275	335	Average	VERTICAL
4	5858.94	58.25	74.00	-15.75	48.48	8.42	34.52	33.17	275	335	Peak	VERTICAL

Item 1, 2 are the fundamental frequency at 5720 MHz.

Note: Both antenna polarizations have been tested and only the worst case was recorded in test report.

Temperature	22°C	Humidity	56%
Test Engineer	Peter Wu & Gary Chu	Configurations	IEEE 802.11ac MCS0/Nss1 VHT40 CH 142 / Chain 5
Test Mode	Mode 5		

Channel 142



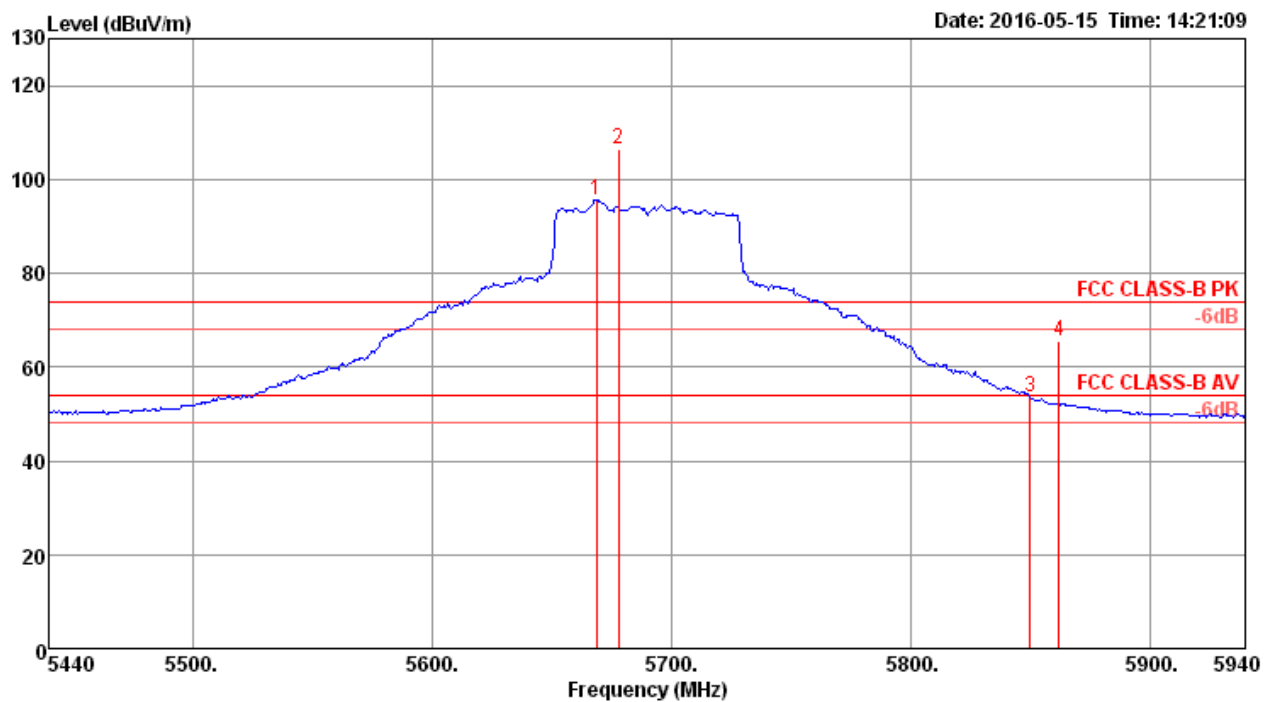
	Freq	Level	Limit	Over	Read	CableAntenna	Preamp	A/Pos	T/Pos	Remark	Pol/Phase
	MHz	dBuV/m	dBuV/m	dB	dBuV	dB	dB/m	dB	cm	deg	
1	5698.00	109.59			99.96	8.34	34.42	33.13	300	335 Peak	VERTICAL
2	5699.00	98.85			89.22	8.34	34.42	33.13	300	335 Average	VERTICAL
3	5850.00	50.99	54.00	-3.01	41.23	8.42	34.51	33.17	300	335 Average	VERTICAL
4	5859.00	62.94	74.00	-11.06	53.17	8.42	34.52	33.17	300	335 Peak	VERTICAL

Item 1, 2 are the fundamental frequency at 5710 MHz.

Note: Both antenna polarizations have been tested and only the worst case was recorded in test report.

Temperature	22°C	Humidity	56%
Test Engineer	Peter Wu & Gary Chu	Configurations	IEEE 802.11ac MCS0/Nss1 VHT80 CH 138 / Chain 5
Test Mode	Mode 5		

Channel 138



	Freq	Level	Limit	Over	Read	CableAntenna	Preamp	A/Pos	T/Pos	Remark	Pol/Phase
	MHz	dBuV/m	dBuV/m	dB	dBuV	dB	dB/m	dB	cm	deg	
1	5669.00	95.60			85.98	8.33	34.40	33.11	260	339 Average	VERTICAL
2	5678.00	106.48			96.85	8.34	34.41	33.12	260	339 Peak	VERTICAL
3	5850.00	53.52	54.00	-0.48	43.76	8.42	34.51	33.17	260	339 Average	VERTICAL
4	5862.00	65.46	74.00	-8.54	55.70	8.42	34.52	33.18	260	339 Peak	VERTICAL

Item 1, 2 are the fundamental frequency at 5690 MHz.

Note: Both antenna polarizations have been tested and only the worst case was recorded in test report.

4.7. Frequency Stability Measurement

4.7.1. Limit

In-band emission is maintained within the band of operation under all conditions of normal operation as specified in the user's manual.

The transmitter center frequency tolerance shall be ± 20 ppm maximum for the 5 GHz band (IEEE 802.11n specification).

4.7.2. Measuring Instruments and Setting

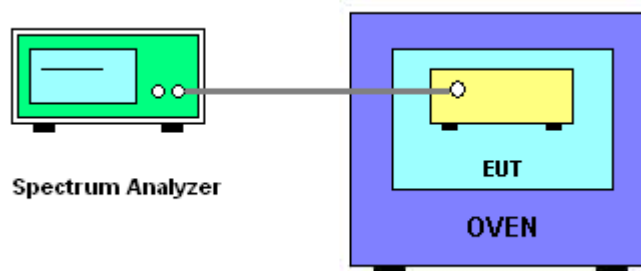
Please refer to section 5 of equipments list in this report. The following table is the setting of the spectrum analyzer.

Spectrum Parameter	Setting
Attenuation	Auto
Span Frequency	Entire absence of modulation emissions bandwidth
RBW	10 kHz
VBW	10 kHz
Sweep Time	Auto

4.7.3. Test Procedures

1. The transmitter output (antenna port) was connected to the spectrum analyzer.
2. EUT have transmitted absence of modulation signal and fixed channelize.
3. Set the spectrum analyzer span to view the entire absence of modulation emissions bandwidth.
4. Set RBW = 10 kHz, VBW = 10 kHz with peak detector and maxhold settings.
5. f_c is declaring of channel frequency. Then the frequency error formula is $(f_c - f)/f_c \times 10^6$ ppm and the limit is less than ± 20 ppm (IEEE 802.11n specification).
6. Allow sufficient time (approximately 30 min) for the temperature of the chamber to stabilize, turn the EUT on and measure the operating frequency after 2, 5, and 10 minutes.
7. The test extreme voltage is to change the primary supply voltage from 85 to 115 percent of the nominal value
8. Extreme temperature is $-40^\circ\text{C} \sim 50^\circ\text{C}$.

4.7.4. Test Setup Layout



4.7.5. Test Deviation

There is no deviation with the original standard.

4.7.6. EUT Operation during Test

The EUT was programmed to be in continuously un-modulation transmitting mode.

4.7.7. Test Result of Frequency Stability

Temperature	25°C	Humidity	62%
Test Engineer	Peter Wu	Test Date	Jun. 14, 2016

For Mode 1

Mode: 20 MHz / Chain 2

Voltage vs. Frequency Stability

Voltage	Measurement Frequency (MHz)			
(V)	5300 MHz			
	0 Minute	2 Minute	5 Minute	10 Minute
126.50	5299.9920	5299.9910	5299.9902	5299.9901
110.00	5299.9914	5299.9911	5299.9905	5299.9895
93.50	5299.9904	5299.9902	5299.9898	5299.9893
Max. Deviation (MHz)	0.0096	0.0098	0.0102	0.0107
Max. Deviation (ppm)	1.81	1.85	1.93	2.02
Result	Complies			

Temperature vs. Frequency Stability

Temperature	Measurement Frequency (MHz)			
(°C)	5300 MHz			
	0 Minute	2 Minute	5 Minute	10 Minute
-40	5299.9835	5299.9832	5299.9831	5299.9830
-30	5299.9847	5299.9844	5299.9839	5299.9832
-20	5299.9856	5299.9849	5299.9846	5299.9841
-10	5299.9872	5299.9863	5299.9862	5299.9853
0	5299.9880	5299.9879	5299.9869	5299.9859
10	5299.9896	5299.9893	5299.9888	5299.9884
20	5299.9914	5299.9907	5299.9902	5299.9897
30	5299.9925	5299.9918	5299.9912	5299.9906
40	5299.9930	5299.9923	5299.9914	5299.9905
50	5299.9934	5299.9932	5299.9925	5299.9918
Max. Deviation (MHz)	0.0153	0.0156	0.0161	0.0168
Max. Deviation (ppm)	2.89	2.95	3.04	3.17
Result	Complies			

Voltage vs. Frequency Stability

Voltage	Measurement Frequency (MHz)			
(V)	5580 MHz			
	0 Minute	2 Minute	5 Minute	10 Minute
126.50	5579.9915	5579.9912	5579.9903	5579.9898
110.00	5579.9914	5579.9908	5579.9903	5579.9894
93.50	5579.9907	5579.9899	5579.9895	5579.9885
Max. Deviation (MHz)	0.0093	0.0101	0.0105	0.0115
Max. Deviation (ppm)	1.67	1.81	1.88	2.06
Result	Complies			

Temperature vs. Frequency Stability

Temperature	Measurement Frequency (MHz)			
(°C)	5580 MHz			
	0 Minute	2 Minute	5 Minute	10 Minute
-40	5579.9855	5579.9850	5579.9840	5579.9837
-30	5579.9864	5579.9857	5579.9855	5579.9847
-20	5579.9872	5579.9868	5579.9860	5579.9859
-10	5579.9885	5579.9881	5579.9878	5579.9868
0	5579.9890	5579.9881	5579.9874	5579.9872
10	5579.9903	5579.9902	5579.9896	5579.9891
20	5579.9914	5579.9913	5579.9905	5579.9896
30	5579.9925	5579.9922	5579.9914	5579.9913
40	5579.9943	5579.9939	5579.9933	5579.9927
50	5579.9963	5579.9957	5579.9949	5579.9943
Max. Deviation (MHz)	0.0136	0.0143	0.0145	0.0153
Max. Deviation (ppm)	2.44	2.57	2.60	2.75
Result	Complies			

Mode: 40 MHz / Chain 2

Voltage vs. Frequency Stability

Voltage	Measurement Frequency (MHz)			
(V)	5310 MHz			
	0 Minute	2 Minute	5 Minute	10 Minute
126.50	5309.9915	5309.9914	5309.9904	5309.9896
110.00	5309.9914	5309.9904	5309.9899	5309.9896
93.50	5309.9908	5309.9901	5309.9893	5309.9887
Max. Deviation (MHz)	0.0092	0.0099	0.0107	0.0113
Max. Deviation (ppm)	1.74	1.87	2.02	2.13
Result	Complies			

Temperature vs. Frequency Stability

Temperature	Measurement Frequency (MHz)			
(°C)	5310 MHz			
	0 Minute	2 Minute	5 Minute	10 Minute
-40	5309.9850	5309.9845	5309.9843	5309.9841
-30	5309.9852	5309.9850	5309.9848	5309.9840
-20	5309.9869	5309.9859	5309.9851	5309.9846
-10	5309.9883	5309.9877	5309.9867	5309.9864
0	5309.9891	5309.9889	5309.9884	5309.9881
10	5309.9910	5309.9908	5309.9898	5309.9896
20	5309.9914	5309.9910	5309.9903	5309.9899
30	5309.9925	5309.9920	5309.9919	5309.9918
40	5309.9933	5309.9926	5309.9925	5309.9920
50	5309.9939	5309.9931	5309.9928	5309.9920
Max. Deviation (MHz)	0.0148	0.0150	0.0152	0.0160
Max. Deviation (ppm)	2.79	2.83	2.87	3.02
Result	Complies			

Voltage vs. Frequency Stability

Voltage	Measurement Frequency (MHz)			
(V)	5550 MHz			
	0 Minute	2 Minute	5 Minute	10 Minute
126.50	5549.9924	5549.9922	5549.9921	5549.9920
110.00	5549.9914	5549.9910	5549.9907	5549.9903
93.50	5549.9904	5549.9896	5549.9888	5549.9886
Max. Deviation (MHz)	0.0096	0.0104	0.0112	0.0114
Max. Deviation (ppm)	1.73	1.88	2.02	2.06
Result	Complies			

Temperature vs. Frequency Stability

Temperature	Measurement Frequency (MHz)			
(°C)	5550 MHz			
	0 Minute	2 Minute	5 Minute	10 Minute
-40	5549.9846	5549.9839	5549.9830	5549.9820
-30	5549.9866	5549.9857	5549.9850	5549.9845
-20	5549.9868	5549.9859	5549.9850	5549.9841
-10	5549.9882	5549.9877	5549.9873	5549.9868
0	5549.9895	5549.9890	5549.9888	5549.9882
10	5549.9903	5549.9894	5549.9892	5549.9890
20	5549.9914	5549.9912	5549.9906	5549.9902
30	5549.9925	5549.9923	5549.9922	5549.9921
40	5549.9929	5549.9922	5549.9914	5549.9911
50	5549.9940	5549.9933	5549.9931	5549.9922
Max. Deviation (MHz)	0.0134	0.0143	0.0150	0.0159
Max. Deviation (ppm)	2.42	2.58	2.71	2.87
Result	Complies			

Mode: 80 MHz / Chain 2

Voltage vs. Frequency Stability

Voltage	Measurement Frequency (MHz)			
(V)	5290 MHz			
	0 Minute	2 Minute	5 Minute	10 Minute
126.50	5289.9917	5289.9907	5289.9902	5289.9896
110.00	5289.9914	5289.9908	5289.9906	5289.9897
93.50	5289.9906	5289.9898	5289.9892	5289.9882
Max. Deviation (MHz)	0.0094	0.0102	0.0108	0.0118
Max. Deviation (ppm)	1.78	1.93	2.04	2.23
Result	Complies			

Temperature vs. Frequency Stability

Temperature	Measurement Frequency (MHz)			
(°C)	5290 MHz			
	0 Minute	2 Minute	5 Minute	10 Minute
-40	5289.9841	5289.9832	5289.9822	5289.9816
-30	5289.9850	5289.9841	5289.9840	5289.9839
-20	5289.9864	5289.9862	5289.9852	5289.9850
-10	5289.9875	5289.9867	5289.9862	5289.9853
0	5289.9883	5289.9875	5289.9866	5289.9865
10	5289.9897	5289.9892	5289.9890	5289.9889
20	5289.9914	5289.9909	5289.9903	5289.9900
30	5289.9925	5289.9920	5289.9916	5289.9909
40	5289.9929	5289.9927	5289.9922	5289.9914
50	5289.9944	5289.9936	5289.9932	5289.9925
Max. Deviation (MHz)	0.0150	0.0159	0.0160	0.0161
Max. Deviation (ppm)	2.84	3.01	3.03	3.05
Result	Complies			

Voltage vs. Frequency Stability

Voltage	Measurement Frequency (MHz)			
(V)	5530 MHz			
	0 Minute	2 Minute	5 Minute	10 Minute
126.50	5529.9921	5529.9920	5529.9914	5529.9913
110.00	5529.9914	5529.9905	5529.9900	5529.9892
93.50	5529.9912	5529.9902	5529.9899	5529.9896
Max. Deviation (MHz)	0.0088	0.0098	0.0101	0.0108
Max. Deviation (ppm)	1.59	1.78	1.83	1.96
Result	Complies			

Temperature vs. Frequency Stability

Temperature	Measurement Frequency (MHz)			
(°C)	5530 MHz			
	0 Minute	2 Minute	5 Minute	10 Minute
-40	5529.9881	5529.9874	5529.9867	5529.9858
-30	5529.9883	5529.9875	5529.9873	5529.9864
-20	5529.9897	5529.9893	5529.9892	5529.9891
-10	5529.9901	5529.9892	5529.9884	5529.9880
0	5529.9906	5529.9897	5529.9889	5529.9886
10	5529.9908	5529.9902	5529.9897	5529.9892
20	5529.9914	5529.9908	5529.9898	5529.9897
30	5529.9925	5529.9918	5529.9917	5529.9908
40	5529.9941	5529.9931	5529.9926	5529.9923
50	5529.9956	5529.9952	5529.9949	5529.9944
Max. Deviation (MHz)	0.0117	0.0125	0.0127	0.0136
Max. Deviation (ppm)	2.12	2.26	2.30	2.46
Result	Complies			

For Mode 2

Mode: 20 MHz / Chain 2

Voltage vs. Frequency Stability

Voltage	Measurement Frequency (MHz)			
(V)	5300 MHz			
	0 Minute	2 Minute	5 Minute	10 Minute
126.50	5299.9920	5299.9910	5299.9902	5299.9901
110.00	5299.9914	5299.9911	5299.9905	5299.9895
93.50	5299.9904	5299.9902	5299.9898	5299.9893
Max. Deviation (MHz)	0.0096	0.0098	0.0102	0.0107
Max. Deviation (ppm)	1.81	1.85	1.93	2.02
Result	Complies			

Temperature vs. Frequency Stability

Temperature	Measurement Frequency (MHz)			
(°C)	5300 MHz			
	0 Minute	2 Minute	5 Minute	10 Minute
-40	5299.9835	5299.9832	5299.9831	5299.9830
-30	5299.9847	5299.9844	5299.9839	5299.9832
-20	5299.9856	5299.9849	5299.9846	5299.9841
-10	5299.9872	5299.9863	5299.9862	5299.9853
0	5299.9880	5299.9879	5299.9869	5299.9859
10	5299.9896	5299.9893	5299.9888	5299.9884
20	5299.9914	5299.9907	5299.9902	5299.9897
30	5299.9925	5299.9918	5299.9912	5299.9906
40	5299.9930	5299.9923	5299.9914	5299.9905
50	5299.9934	5299.9932	5299.9925	5299.9918
Max. Deviation (MHz)	0.0153	0.0156	0.0161	0.0168
Max. Deviation (ppm)	2.89	2.95	3.04	3.17
Result	Complies			

Voltage vs. Frequency Stability

Voltage	Measurement Frequency (MHz)			
(V)	5580 MHz			
	0 Minute	2 Minute	5 Minute	10 Minute
126.50	5579.9915	5579.9912	5579.9903	5579.9898
110.00	5579.9914	5579.9908	5579.9903	5579.9894
93.50	5579.9907	5579.9899	5579.9895	5579.9885
Max. Deviation (MHz)	0.0093	0.0101	0.0105	0.0115
Max. Deviation (ppm)	1.67	1.81	1.88	2.06
Result	Complies			

Temperature vs. Frequency Stability

Temperature	Measurement Frequency (MHz)			
(°C)	5580 MHz			
	0 Minute	2 Minute	5 Minute	10 Minute
-40	5579.9855	5579.9850	5579.9840	5579.9837
-30	5579.9864	5579.9857	5579.9855	5579.9847
-20	5579.9872	5579.9868	5579.9860	5579.9859
-10	5579.9885	5579.9881	5579.9878	5579.9868
0	5579.9890	5579.9881	5579.9874	5579.9872
10	5579.9903	5579.9902	5579.9896	5579.9891
20	5579.9914	5579.9913	5579.9905	5579.9896
30	5579.9925	5579.9922	5579.9914	5579.9913
40	5579.9943	5579.9939	5579.9933	5579.9927
50	5579.9963	5579.9957	5579.9949	5579.9943
Max. Deviation (MHz)	0.0136	0.0143	0.0145	0.0153
Max. Deviation (ppm)	2.44	2.57	2.60	2.75
Result	Complies			

Mode: 40 MHz / Chain 2

Voltage vs. Frequency Stability

Voltage	Measurement Frequency (MHz)			
(V)	5310 MHz			
	0 Minute	2 Minute	5 Minute	10 Minute
126.50	5309.9915	5309.9914	5309.9904	5309.9896
110.00	5309.9914	5309.9904	5309.9899	5309.9896
93.50	5309.9908	5309.9901	5309.9893	5309.9887
Max. Deviation (MHz)	0.0092	0.0099	0.0107	0.0113
Max. Deviation (ppm)	1.74	1.87	2.02	2.13
Result	Complies			

Temperature vs. Frequency Stability

Temperature	Measurement Frequency (MHz)			
(°C)	5310 MHz			
	0 Minute	2 Minute	5 Minute	10 Minute
-40	5309.9850	5309.9845	5309.9843	5309.9841
-30	5309.9852	5309.9850	5309.9848	5309.9840
-20	5309.9869	5309.9859	5309.9851	5309.9846
-10	5309.9883	5309.9877	5309.9867	5309.9864
0	5309.9891	5309.9889	5309.9884	5309.9881
10	5309.9910	5309.9908	5309.9898	5309.9896
20	5309.9914	5309.9910	5309.9903	5309.9899
30	5309.9925	5309.9920	5309.9919	5309.9918
40	5309.9933	5309.9926	5309.9925	5309.9920
50	5309.9939	5309.9931	5309.9928	5309.9920
Max. Deviation (MHz)	0.0148	0.0150	0.0152	0.0160
Max. Deviation (ppm)	2.79	2.83	2.87	3.02
Result	Complies			

Voltage vs. Frequency Stability

Voltage	Measurement Frequency (MHz)			
(V)	5550 MHz			
	0 Minute	2 Minute	5 Minute	10 Minute
126.50	5549.9924	5549.9922	5549.9921	5549.9920
110.00	5549.9914	5549.9910	5549.9907	5549.9903
93.50	5549.9904	5549.9896	5549.9888	5549.9886
Max. Deviation (MHz)	0.0096	0.0104	0.0112	0.0114
Max. Deviation (ppm)	1.73	1.88	2.02	2.06
Result	Complies			

Temperature vs. Frequency Stability

Temperature	Measurement Frequency (MHz)			
(°C)	5550 MHz			
	0 Minute	2 Minute	5 Minute	10 Minute
-40	5549.9846	5549.9839	5549.9830	5549.9820
-30	5549.9866	5549.9857	5549.9850	5549.9845
-20	5549.9868	5549.9859	5549.9850	5549.9841
-10	5549.9882	5549.9877	5549.9873	5549.9868
0	5549.9895	5549.9890	5549.9888	5549.9882
10	5549.9903	5549.9894	5549.9892	5549.9890
20	5549.9914	5549.9912	5549.9906	5549.9902
30	5549.9925	5549.9923	5549.9922	5549.9921
40	5549.9929	5549.9922	5549.9914	5549.9911
50	5549.9940	5549.9933	5549.9931	5549.9922
Max. Deviation (MHz)	0.0134	0.0143	0.0150	0.0159
Max. Deviation (ppm)	2.42	2.58	2.71	2.87
Result	Complies			

Mode: 80 MHz / Chain 2

Voltage vs. Frequency Stability

Voltage	Measurement Frequency (MHz)			
(V)	5290 MHz			
	0 Minute	2 Minute	5 Minute	10 Minute
126.50	5289.9917	5289.9907	5289.9902	5289.9896
110.00	5289.9914	5289.9908	5289.9906	5289.9897
93.50	5289.9906	5289.9898	5289.9892	5289.9882
Max. Deviation (MHz)	0.0094	0.0102	0.0108	0.0118
Max. Deviation (ppm)	1.78	1.93	2.04	2.23
Result	Complies			

Temperature vs. Frequency Stability

Temperature	Measurement Frequency (MHz)			
(°C)	5290 MHz			
	0 Minute	2 Minute	5 Minute	10 Minute
-40	5289.9841	5289.9832	5289.9822	5289.9816
-30	5289.9850	5289.9841	5289.9840	5289.9839
-20	5289.9864	5289.9862	5289.9852	5289.9850
-10	5289.9875	5289.9867	5289.9862	5289.9853
0	5289.9883	5289.9875	5289.9866	5289.9865
10	5289.9897	5289.9892	5289.9890	5289.9889
20	5289.9914	5289.9909	5289.9903	5289.9900
30	5289.9925	5289.9920	5289.9916	5289.9909
40	5289.9929	5289.9927	5289.9922	5289.9914
50	5289.9944	5289.9936	5289.9932	5289.9925
Max. Deviation (MHz)	0.0150	0.0159	0.0160	0.0161
Max. Deviation (ppm)	2.84	3.01	3.03	3.05
Result	Complies			

Voltage vs. Frequency Stability

Voltage	Measurement Frequency (MHz)			
(V)	5530 MHz			
	0 Minute	2 Minute	5 Minute	10 Minute
126.50	5529.9921	5529.9920	5529.9914	5529.9913
110.00	5529.9914	5529.9905	5529.9900	5529.9892
93.50	5529.9912	5529.9902	5529.9899	5529.9896
Max. Deviation (MHz)	0.0088	0.0098	0.0101	0.0108
Max. Deviation (ppm)	1.59	1.78	1.83	1.96
Result	Complies			

Temperature vs. Frequency Stability

Temperature	Measurement Frequency (MHz)			
(°C)	5530 MHz			
	0 Minute	2 Minute	5 Minute	10 Minute
-40	5529.9881	5529.9874	5529.9867	5529.9858
-30	5529.9883	5529.9875	5529.9873	5529.9864
-20	5529.9897	5529.9893	5529.9892	5529.9891
-10	5529.9901	5529.9892	5529.9884	5529.9880
0	5529.9906	5529.9897	5529.9889	5529.9886
10	5529.9908	5529.9902	5529.9897	5529.9892
20	5529.9914	5529.9908	5529.9898	5529.9897
30	5529.9925	5529.9918	5529.9917	5529.9908
40	5529.9941	5529.9931	5529.9926	5529.9923
50	5529.9956	5529.9952	5529.9949	5529.9944
Max. Deviation (MHz)	0.0117	0.0125	0.0127	0.0136
Max. Deviation (ppm)	2.12	2.26	2.30	2.46
Result	Complies			

For Mode 3

Mode: 20 MHz / Chain 2

Voltage vs. Frequency Stability

Voltage	Measurement Frequency (MHz)			
(V)	5300 MHz			
	0 Minute	2 Minute	5 Minute	10 Minute
126.50	5299.9920	5299.9910	5299.9902	5299.9901
110.00	5299.9914	5299.9911	5299.9905	5299.9895
93.50	5299.9904	5299.9902	5299.9898	5299.9893
Max. Deviation (MHz)	0.0096	0.0098	0.0102	0.0107
Max. Deviation (ppm)	1.81	1.85	1.93	2.02
Result	Complies			

Temperature vs. Frequency Stability

Temperature	Measurement Frequency (MHz)			
(°C)	5300 MHz			
	0 Minute	2 Minute	5 Minute	10 Minute
-40	5299.9835	5299.9832	5299.9831	5299.9830
-30	5299.9847	5299.9844	5299.9839	5299.9832
-20	5299.9856	5299.9849	5299.9846	5299.9841
-10	5299.9872	5299.9863	5299.9862	5299.9853
0	5299.9880	5299.9879	5299.9869	5299.9859
10	5299.9896	5299.9893	5299.9888	5299.9884
20	5299.9914	5299.9907	5299.9902	5299.9897
30	5299.9925	5299.9918	5299.9912	5299.9906
40	5299.9930	5299.9923	5299.9914	5299.9905
50	5299.9934	5299.9932	5299.9925	5299.9918
Max. Deviation (MHz)	0.0153	0.0156	0.0161	0.0168
Max. Deviation (ppm)	2.89	2.95	3.04	3.17
Result	Complies			

Voltage vs. Frequency Stability

Voltage	Measurement Frequency (MHz)			
(V)	5580 MHz			
	0 Minute	2 Minute	5 Minute	10 Minute
126.50	5579.9915	5579.9912	5579.9903	5579.9898
110.00	5579.9914	5579.9908	5579.9903	5579.9894
93.50	5579.9907	5579.9899	5579.9895	5579.9885
Max. Deviation (MHz)	0.0093	0.0101	0.0105	0.0115
Max. Deviation (ppm)	1.67	1.81	1.88	2.06
Result	Complies			

Temperature vs. Frequency Stability

Temperature	Measurement Frequency (MHz)			
(°C)	5580 MHz			
	0 Minute	2 Minute	5 Minute	10 Minute
-40	5579.9855	5579.9850	5579.9840	5579.9837
-30	5579.9864	5579.9857	5579.9855	5579.9847
-20	5579.9872	5579.9868	5579.9860	5579.9859
-10	5579.9885	5579.9881	5579.9878	5579.9868
0	5579.9890	5579.9881	5579.9874	5579.9872
10	5579.9903	5579.9902	5579.9896	5579.9891
20	5579.9914	5579.9913	5579.9905	5579.9896
30	5579.9925	5579.9922	5579.9914	5579.9913
40	5579.9943	5579.9939	5579.9933	5579.9927
50	5579.9963	5579.9957	5579.9949	5579.9943
Max. Deviation (MHz)	0.0136	0.0143	0.0145	0.0153
Max. Deviation (ppm)	2.44	2.57	2.60	2.75
Result	Complies			

Mode: 40 MHz / Chain 2

Voltage vs. Frequency Stability

Voltage	Measurement Frequency (MHz)			
(V)	5310 MHz			
	0 Minute	2 Minute	5 Minute	10 Minute
126.50	5309.9915	5309.9914	5309.9904	5309.9896
110.00	5309.9914	5309.9904	5309.9899	5309.9896
93.50	5309.9908	5309.9901	5309.9893	5309.9887
Max. Deviation (MHz)	0.0092	0.0099	0.0107	0.0113
Max. Deviation (ppm)	1.74	1.87	2.02	2.13
Result	Complies			

Temperature vs. Frequency Stability

Temperature	Measurement Frequency (MHz)			
(°C)	5310 MHz			
	0 Minute	2 Minute	5 Minute	10 Minute
-40	5309.9850	5309.9845	5309.9843	5309.9841
-30	5309.9852	5309.9850	5309.9848	5309.9840
-20	5309.9869	5309.9859	5309.9851	5309.9846
-10	5309.9883	5309.9877	5309.9867	5309.9864
0	5309.9891	5309.9889	5309.9884	5309.9881
10	5309.9910	5309.9908	5309.9898	5309.9896
20	5309.9914	5309.9910	5309.9903	5309.9899
30	5309.9925	5309.9920	5309.9919	5309.9918
40	5309.9933	5309.9926	5309.9925	5309.9920
50	5309.9939	5309.9931	5309.9928	5309.9920
Max. Deviation (MHz)	0.0148	0.0150	0.0152	0.0160
Max. Deviation (ppm)	2.79	2.83	2.87	3.02
Result	Complies			

Voltage vs. Frequency Stability

Voltage	Measurement Frequency (MHz)			
(V)	5550 MHz			
	0 Minute	2 Minute	5 Minute	10 Minute
126.50	5549.9924	5549.9922	5549.9921	5549.9920
110.00	5549.9914	5549.9910	5549.9907	5549.9903
93.50	5549.9904	5549.9896	5549.9888	5549.9886
Max. Deviation (MHz)	0.0096	0.0104	0.0112	0.0114
Max. Deviation (ppm)	1.73	1.88	2.02	2.06
Result	Complies			

Temperature vs. Frequency Stability

Temperature	Measurement Frequency (MHz)			
(°C)	5550 MHz			
	0 Minute	2 Minute	5 Minute	10 Minute
-40	5549.9846	5549.9839	5549.9830	5549.9820
-30	5549.9866	5549.9857	5549.9850	5549.9845
-20	5549.9868	5549.9859	5549.9850	5549.9841
-10	5549.9882	5549.9877	5549.9873	5549.9868
0	5549.9895	5549.9890	5549.9888	5549.9882
10	5549.9903	5549.9894	5549.9892	5549.9890
20	5549.9914	5549.9912	5549.9906	5549.9902
30	5549.9925	5549.9923	5549.9922	5549.9921
40	5549.9929	5549.9922	5549.9914	5549.9911
50	5549.9940	5549.9933	5549.9931	5549.9922
Max. Deviation (MHz)	0.0134	0.0143	0.0150	0.0159
Max. Deviation (ppm)	2.42	2.58	2.71	2.87
Result	Complies			

Mode: 80 MHz / Chain 2

Voltage vs. Frequency Stability

Voltage	Measurement Frequency (MHz)			
(V)	5290 MHz			
	0 Minute	2 Minute	5 Minute	10 Minute
126.50	5289.9917	5289.9907	5289.9902	5289.9896
110.00	5289.9914	5289.9908	5289.9906	5289.9897
93.50	5289.9906	5289.9898	5289.9892	5289.9882
Max. Deviation (MHz)	0.0094	0.0102	0.0108	0.0118
Max. Deviation (ppm)	1.78	1.93	2.04	2.23
Result	Complies			

Temperature vs. Frequency Stability

Temperature	Measurement Frequency (MHz)			
(°C)	5290 MHz			
	0 Minute	2 Minute	5 Minute	10 Minute
-40	5289.9841	5289.9832	5289.9822	5289.9816
-30	5289.9850	5289.9841	5289.9840	5289.9839
-20	5289.9864	5289.9862	5289.9852	5289.9850
-10	5289.9875	5289.9867	5289.9862	5289.9853
0	5289.9883	5289.9875	5289.9866	5289.9865
10	5289.9897	5289.9892	5289.9890	5289.9889
20	5289.9914	5289.9909	5289.9903	5289.9900
30	5289.9925	5289.9920	5289.9916	5289.9909
40	5289.9929	5289.9927	5289.9922	5289.9914
50	5289.9944	5289.9936	5289.9932	5289.9925
Max. Deviation (MHz)	0.0150	0.0159	0.0160	0.0161
Max. Deviation (ppm)	2.84	3.01	3.03	3.05
Result	Complies			

Voltage vs. Frequency Stability

Voltage	Measurement Frequency (MHz)			
(V)	5530 MHz			
	0 Minute	2 Minute	5 Minute	10 Minute
126.50	5529.9921	5529.9920	5529.9914	5529.9913
110.00	5529.9914	5529.9905	5529.9900	5529.9892
93.50	5529.9912	5529.9902	5529.9899	5529.9896
Max. Deviation (MHz)	0.0088	0.0098	0.0101	0.0108
Max. Deviation (ppm)	1.59	1.78	1.83	1.96
Result	Complies			

Temperature vs. Frequency Stability

Temperature	Measurement Frequency (MHz)			
(°C)	5530 MHz			
	0 Minute	2 Minute	5 Minute	10 Minute
-40	5529.9881	5529.9874	5529.9867	5529.9858
-30	5529.9883	5529.9875	5529.9873	5529.9864
-20	5529.9897	5529.9893	5529.9892	5529.9891
-10	5529.9901	5529.9892	5529.9884	5529.9880
0	5529.9906	5529.9897	5529.9889	5529.9886
10	5529.9908	5529.9902	5529.9897	5529.9892
20	5529.9914	5529.9908	5529.9898	5529.9897
30	5529.9925	5529.9918	5529.9917	5529.9908
40	5529.9941	5529.9931	5529.9926	5529.9923
50	5529.9956	5529.9952	5529.9949	5529.9944
Max. Deviation (MHz)	0.0117	0.0125	0.0127	0.0136
Max. Deviation (ppm)	2.12	2.26	2.30	2.46
Result	Complies			

For Mode 4

Mode: 20 MHz / Chain 2

Voltage vs. Frequency Stability

Voltage	Measurement Frequency (MHz)			
(V)	5300 MHz			
	0 Minute	2 Minute	5 Minute	10 Minute
126.50	5299.9920	5299.9910	5299.9902	5299.9901
110.00	5299.9914	5299.9911	5299.9905	5299.9895
93.50	5299.9904	5299.9902	5299.9898	5299.9893
Max. Deviation (MHz)	0.0096	0.0098	0.0102	0.0107
Max. Deviation (ppm)	1.81	1.85	1.93	2.02
Result	Complies			

Temperature vs. Frequency Stability

Temperature	Measurement Frequency (MHz)			
(°C)	5300 MHz			
	0 Minute	2 Minute	5 Minute	10 Minute
-40	5299.9835	5299.9832	5299.9831	5299.9830
-30	5299.9847	5299.9844	5299.9839	5299.9832
-20	5299.9856	5299.9849	5299.9846	5299.9841
-10	5299.9872	5299.9863	5299.9862	5299.9853
0	5299.9880	5299.9879	5299.9869	5299.9859
10	5299.9896	5299.9893	5299.9888	5299.9884
20	5299.9914	5299.9907	5299.9902	5299.9897
30	5299.9925	5299.9918	5299.9912	5299.9906
40	5299.9930	5299.9923	5299.9914	5299.9905
50	5299.9934	5299.9932	5299.9925	5299.9918
Max. Deviation (MHz)	0.0153	0.0156	0.0161	0.0168
Max. Deviation (ppm)	2.89	2.95	3.04	3.17
Result	Complies			

Voltage vs. Frequency Stability

Voltage	Measurement Frequency (MHz)			
(V)	5580 MHz			
	0 Minute	2 Minute	5 Minute	10 Minute
126.50	5579.9915	5579.9912	5579.9903	5579.9898
110.00	5579.9914	5579.9908	5579.9903	5579.9894
93.50	5579.9907	5579.9899	5579.9895	5579.9885
Max. Deviation (MHz)	0.0093	0.0101	0.0105	0.0115
Max. Deviation (ppm)	1.67	1.81	1.88	2.06
Result	Complies			

Temperature vs. Frequency Stability

Temperature	Measurement Frequency (MHz)			
(°C)	5580 MHz			
	0 Minute	2 Minute	5 Minute	10 Minute
-40	5579.9855	5579.9850	5579.9840	5579.9837
-30	5579.9864	5579.9857	5579.9855	5579.9847
-20	5579.9872	5579.9868	5579.9860	5579.9859
-10	5579.9885	5579.9881	5579.9878	5579.9868
0	5579.9890	5579.9881	5579.9874	5579.9872
10	5579.9903	5579.9902	5579.9896	5579.9891
20	5579.9914	5579.9913	5579.9905	5579.9896
30	5579.9925	5579.9922	5579.9914	5579.9913
40	5579.9943	5579.9939	5579.9933	5579.9927
50	5579.9963	5579.9957	5579.9949	5579.9943
Max. Deviation (MHz)	0.0136	0.0143	0.0145	0.0153
Max. Deviation (ppm)	2.44	2.57	2.60	2.75
Result	Complies			

Mode: 40 MHz / Chain 2

Voltage vs. Frequency Stability

Voltage	Measurement Frequency (MHz)			
(V)	5310 MHz			
	0 Minute	2 Minute	5 Minute	10 Minute
126.50	5309.9915	5309.9914	5309.9904	5309.9896
110.00	5309.9914	5309.9904	5309.9899	5309.9896
93.50	5309.9908	5309.9901	5309.9893	5309.9887
Max. Deviation (MHz)	0.0092	0.0099	0.0107	0.0113
Max. Deviation (ppm)	1.74	1.87	2.02	2.13
Result	Complies			

Temperature vs. Frequency Stability

Temperature	Measurement Frequency (MHz)			
(°C)	5310 MHz			
	0 Minute	2 Minute	5 Minute	10 Minute
-40	5309.9850	5309.9845	5309.9843	5309.9841
-30	5309.9852	5309.9850	5309.9848	5309.9840
-20	5309.9869	5309.9859	5309.9851	5309.9846
-10	5309.9883	5309.9877	5309.9867	5309.9864
0	5309.9891	5309.9889	5309.9884	5309.9881
10	5309.9910	5309.9908	5309.9898	5309.9896
20	5309.9914	5309.9910	5309.9903	5309.9899
30	5309.9925	5309.9920	5309.9919	5309.9918
40	5309.9933	5309.9926	5309.9925	5309.9920
50	5309.9939	5309.9931	5309.9928	5309.9920
Max. Deviation (MHz)	0.0148	0.0150	0.0152	0.0160
Max. Deviation (ppm)	2.79	2.83	2.87	3.02
Result	Complies			

Voltage vs. Frequency Stability

Voltage	Measurement Frequency (MHz)			
(V)	5550 MHz			
	0 Minute	2 Minute	5 Minute	10 Minute
126.50	5549.9924	5549.9922	5549.9921	5549.9920
110.00	5549.9914	5549.9910	5549.9907	5549.9903
93.50	5549.9904	5549.9896	5549.9888	5549.9886
Max. Deviation (MHz)	0.0096	0.0104	0.0112	0.0114
Max. Deviation (ppm)	1.73	1.88	2.02	2.06
Result	Complies			

Temperature vs. Frequency Stability

Temperature	Measurement Frequency (MHz)			
(°C)	5550 MHz			
	0 Minute	2 Minute	5 Minute	10 Minute
-40	5549.9846	5549.9839	5549.9830	5549.9820
-30	5549.9866	5549.9857	5549.9850	5549.9845
-20	5549.9868	5549.9859	5549.9850	5549.9841
-10	5549.9882	5549.9877	5549.9873	5549.9868
0	5549.9895	5549.9890	5549.9888	5549.9882
10	5549.9903	5549.9894	5549.9892	5549.9890
20	5549.9914	5549.9912	5549.9906	5549.9902
30	5549.9925	5549.9923	5549.9922	5549.9921
40	5549.9929	5549.9922	5549.9914	5549.9911
50	5549.9940	5549.9933	5549.9931	5549.9922
Max. Deviation (MHz)	0.0134	0.0143	0.0150	0.0159
Max. Deviation (ppm)	2.42	2.58	2.71	2.87
Result	Complies			

Mode: 80 MHz / Chain 2

Voltage vs. Frequency Stability

Voltage	Measurement Frequency (MHz)			
(V)	5290 MHz			
	0 Minute	2 Minute	5 Minute	10 Minute
126.50	5289.9917	5289.9907	5289.9902	5289.9896
110.00	5289.9914	5289.9908	5289.9906	5289.9897
93.50	5289.9906	5289.9898	5289.9892	5289.9882
Max. Deviation (MHz)	0.0094	0.0102	0.0108	0.0118
Max. Deviation (ppm)	1.78	1.93	2.04	2.23
Result	Complies			

Temperature vs. Frequency Stability

Temperature	Measurement Frequency (MHz)			
(°C)	5290 MHz			
	0 Minute	2 Minute	5 Minute	10 Minute
-40	5289.9841	5289.9832	5289.9822	5289.9816
-30	5289.9850	5289.9841	5289.9840	5289.9839
-20	5289.9864	5289.9862	5289.9852	5289.9850
-10	5289.9875	5289.9867	5289.9862	5289.9853
0	5289.9883	5289.9875	5289.9866	5289.9865
10	5289.9897	5289.9892	5289.9890	5289.9889
20	5289.9914	5289.9909	5289.9903	5289.9900
30	5289.9925	5289.9920	5289.9916	5289.9909
40	5289.9929	5289.9927	5289.9922	5289.9914
50	5289.9944	5289.9936	5289.9932	5289.9925
Max. Deviation (MHz)	0.0150	0.0159	0.0160	0.0161
Max. Deviation (ppm)	2.84	3.01	3.03	3.05
Result	Complies			

Voltage vs. Frequency Stability

Voltage	Measurement Frequency (MHz)			
(V)	5530 MHz			
	0 Minute	2 Minute	5 Minute	10 Minute
126.50	5529.9921	5529.9920	5529.9914	5529.9913
110.00	5529.9914	5529.9905	5529.9900	5529.9892
93.50	5529.9912	5529.9902	5529.9899	5529.9896
Max. Deviation (MHz)	0.0088	0.0098	0.0101	0.0108
Max. Deviation (ppm)	1.59	1.78	1.83	1.96
Result	Complies			

Temperature vs. Frequency Stability

Temperature	Measurement Frequency (MHz)			
(°C)	5530 MHz			
	0 Minute	2 Minute	5 Minute	10 Minute
-40	5529.9881	5529.9874	5529.9867	5529.9858
-30	5529.9883	5529.9875	5529.9873	5529.9864
-20	5529.9897	5529.9893	5529.9892	5529.9891
-10	5529.9901	5529.9892	5529.9884	5529.9880
0	5529.9906	5529.9897	5529.9889	5529.9886
10	5529.9908	5529.9902	5529.9897	5529.9892
20	5529.9914	5529.9908	5529.9898	5529.9897
30	5529.9925	5529.9918	5529.9917	5529.9908
40	5529.9941	5529.9931	5529.9926	5529.9923
50	5529.9956	5529.9952	5529.9949	5529.9944
Max. Deviation (MHz)	0.0117	0.0125	0.0127	0.0136
Max. Deviation (ppm)	2.12	2.26	2.30	2.46
Result	Complies			

For Mode 5

Mode: 20 MHz / Chain 5

Voltage vs. Frequency Stability

Voltage	Measurement Frequency (MHz)			
(V)	5300 MHz			
	0 Minute	2 Minute	5 Minute	10 Minute
126.50	5299.9926	5299.9920	5299.9917	5299.9908
110.00	5299.9922	5299.9921	5299.9914	5299.9908
93.50	5299.9916	5299.9909	5299.9899	5299.9896
Max. Deviation (MHz)	0.0084	0.0091	0.0101	0.0104
Max. Deviation (ppm)	1.59	1.72	1.91	1.97
Result	Complies			

Temperature vs. Frequency Stability

Temperature	Measurement Frequency (MHz)			
(°C)	5300 MHz			
	0 Minute	2 Minute	5 Minute	10 Minute
-40	5299.9868	5299.9863	5299.9860	5299.9854
-30	5299.9880	5299.9871	5299.9861	5299.9856
-20	5299.9882	5299.9872	5299.9867	5299.9864
-10	5299.9887	5299.9882	5299.9881	5299.9871
0	5299.9904	5299.9901	5299.9893	5299.9886
10	5299.9910	5299.9908	5299.9900	5299.9896
20	5299.9922	5299.9916	5299.9907	5299.9902
30	5299.9928	5299.9924	5299.9922	5299.9914
40	5299.9946	5299.9945	5299.9942	5299.9932
50	5299.9952	5299.9950	5299.9944	5299.9939
Max. Deviation (MHz)	0.0120	0.0129	0.0139	0.0144
Max. Deviation (ppm)	2.27	2.44	2.63	2.72
Result	Complies			

Voltage vs. Frequency Stability

Voltage	Measurement Frequency (MHz)			
(V)	5580 MHz			
	0 Minute	2 Minute	5 Minute	10 Minute
126.50	5579.9926	5579.9924	5579.9923	5579.9915
110.00	5579.9922	5579.9919	5579.9915	5579.9907
93.50	5579.9914	5579.9913	5579.9908	5579.9904
Max. Deviation (MHz)	0.0086	0.0087	0.0092	0.0096
Max. Deviation (ppm)	1.54	1.56	1.65	1.72
Result	Complies			

Temperature vs. Frequency Stability

Temperature	Measurement Frequency (MHz)			
(°C)	5580 MHz			
	0 Minute	2 Minute	5 Minute	10 Minute
-40	5579.9870	5579.9864	5579.9856	5579.9853
-30	5579.9889	5579.9882	5579.9880	5579.9879
-20	5579.9890	5579.9885	5579.9882	5579.9874
-10	5579.9899	5579.9897	5579.9892	5579.9882
0	5579.9901	5579.9900	5579.9893	5579.9886
10	5579.9914	5579.9904	5579.9894	5579.9890
20	5579.9922	5579.9917	5579.9913	5579.9909
30	5579.9928	5579.9926	5579.9919	5579.9912
40	5579.9947	5579.9945	5579.9940	5579.9935
50	5579.9967	5579.9959	5579.9957	5579.9953
Max. Deviation (MHz)	0.0111	0.0118	0.0120	0.0126
Max. Deviation (ppm)	1.99	2.12	2.15	2.26
Result	Complies			

Mode: 40 MHz / Chain 5

Voltage vs. Frequency Stability

Voltage	Measurement Frequency (MHz)			
(V)	5310 MHz			
	0 Minute	2 Minute	5 Minute	10 Minute
126.50	5309.9932	5309.9927	5309.9917	5309.9910
110.00	5309.9922	5309.9912	5309.9911	5309.9902
93.50	5309.9920	5309.9912	5309.9908	5309.9901
Max. Deviation (MHz)	0.0080	0.0088	0.0092	0.0099
Max. Deviation (ppm)	1.51	1.66	1.74	1.87
Result	Complies			

Temperature vs. Frequency Stability

Temperature	Measurement Frequency (MHz)			
(°C)	5310 MHz			
	0 Minute	2 Minute	5 Minute	10 Minute
-40	5309.9870	5309.9863	5309.9855	5309.9847
-30	5309.9872	5309.9869	5309.9860	5309.9853
-20	5309.9885	5309.9876	5309.9871	5309.9867
-10	5309.9904	5309.9899	5309.9896	5309.9893
0	5309.9905	5309.9904	5309.9895	5309.9887
10	5309.9912	5309.9910	5309.9901	5309.9900
20	5309.9922	5309.9920	5309.9918	5309.9909
30	5309.9928	5309.9920	5309.9918	5309.9915
40	5309.9929	5309.9928	5309.9922	5309.9920
50	5309.9946	5309.9940	5309.9938	5309.9932
Max. Deviation (MHz)	0.0128	0.0131	0.0140	0.0147
Max. Deviation (ppm)	2.41	2.47	2.64	2.77
Result	Complies			

Voltage vs. Frequency Stability

Voltage	Measurement Frequency (MHz)			
(V)	5550 MHz			
	0 Minute	2 Minute	5 Minute	10 Minute
126.50	5549.9926	5549.9916	5549.9907	5549.9902
110.00	5549.9922	5549.9912	5549.9903	5549.9900
93.50	5549.9914	5549.9911	5549.9905	5549.9896
Max. Deviation (MHz)	0.0086	0.0089	0.0097	0.0104
Max. Deviation (ppm)	1.55	1.61	1.75	1.88
Result	Complies			

Temperature vs. Frequency Stability

Temperature	Measurement Frequency (MHz)			
(°C)	5550 MHz			
	0 Minute	2 Minute	5 Minute	10 Minute
-40	5549.9855	5549.9852	5549.9850	5549.9849
-30	5549.9856	5549.9846	5549.9841	5549.9834
-20	5549.9861	5549.9851	5549.9849	5549.9845
-10	5549.9865	5549.9864	5549.9860	5549.9859
0	5549.9885	5549.9877	5549.9873	5549.9863
10	5549.9905	5549.9895	5549.9891	5549.9889
20	5549.9922	5549.9921	5549.9917	5549.9915
30	5549.9928	5549.9925	5549.9917	5549.9912
40	5549.9942	5549.9941	5549.9935	5549.9928
50	5549.9949	5549.9947	5549.9937	5549.9933
Max. Deviation (MHz)	0.0144	0.0154	0.0159	0.0166
Max. Deviation (ppm)	2.60	2.78	2.87	2.99
Result	Complies			

Mode: 80 MHz / Chain 5

Voltage vs. Frequency Stability

Voltage	Measurement Frequency (MHz)			
(V)	5290 MHz			
	0 Minute	2 Minute	5 Minute	10 Minute
126.50	5289.9924	5289.9919	5289.9912	5289.9906
110.00	5289.9922	5289.9919	5289.9912	5289.9907
93.50	5289.9912	5289.9904	5289.9900	5289.9896
Max. Deviation (MHz)	0.0088	0.0096	0.0100	0.0104
Max. Deviation (ppm)	1.67	1.82	1.89	1.97
Result	Complies			

Temperature vs. Frequency Stability

Temperature	Measurement Frequency (MHz)			
(°C)	5290 MHz			
	0 Minute	2 Minute	5 Minute	10 Minute
-40	5289.9830	5289.9826	5289.9825	5289.9818
-30	5289.9850	5289.9847	5289.9837	5289.9833
-20	5289.9865	5289.9859	5289.9854	5289.9851
-10	5289.9880	5289.9879	5289.9869	5289.9867
0	5289.9894	5289.9888	5289.9882	5289.9877
10	5289.9905	5289.9899	5289.9893	5289.9890
20	5289.9922	5289.9920	5289.9915	5289.9910
30	5289.9928	5289.9921	5289.9920	5289.9919
40	5289.9937	5289.9929	5289.9928	5289.9925
50	5289.9957	5289.9951	5289.9947	5289.9945
Max. Deviation (MHz)	0.0150	0.0153	0.0163	0.0167
Max. Deviation (ppm)	2.84	2.90	3.09	3.16
Result	Complies			

Voltage vs. Frequency Stability

Voltage	Measurement Frequency (MHz)			
(V)	5530 MHz			
	0 Minute	2 Minute	5 Minute	10 Minute
126.50	5529.9928	5529.9919	5529.9915	5529.9910
110.00	5529.9922	5529.9916	5529.9915	5529.9914
93.50	5529.9918	5529.9909	5529.9900	5529.9892
Max. Deviation (MHz)	0.0082	0.0091	0.0100	0.0108
Max. Deviation (ppm)	1.49	1.65	1.81	1.96
Result	Complies			

Temperature vs. Frequency Stability

Temperature	Measurement Frequency (MHz)			
(°C)	5530 MHz			
	0 Minute	2 Minute	5 Minute	10 Minute
-40	5529.9872	5529.9862	5529.9861	5529.9856
-30	5529.9889	5529.9882	5529.9879	5529.9877
-20	5529.9892	5529.9887	5529.9885	5529.9876
-10	5529.9894	5529.9891	5529.9884	5529.9880
0	5529.9909	5529.9899	5529.9889	5529.9887
10	5529.9919	5529.9909	5529.9908	5529.9900
20	5529.9922	5529.9920	5529.9919	5529.9917
30	5529.9928	5529.9921	5529.9918	5529.9910
40	5529.9941	5529.9936	5529.9926	5529.9923
50	5529.9950	5529.9942	5529.9937	5529.9928
Max. Deviation (MHz)	0.0111	0.0118	0.0121	0.0124
Max. Deviation (ppm)	2.01	2.14	2.19	2.25
Result	Complies			

4.8. Antenna Requirements

4.8.1. Limit

Except for special regulations, the Low-power Radio-frequency Devices must not be equipped with any jacket for installing an antenna with extension cable. An intentional radiator shall be designed to ensure that no antenna other than that furnished by the responsible party shall be used with the device. The use of a permanently attached antenna or of an antenna that uses a unique coupling to the intentional radiator shall be considered sufficient to comply with the provisions of this Section. The manufacturer may design the unit so that the user can replace a broken antenna, but the use of a standard antenna jack or electrical connector is prohibited. Further, this requirement does not apply to intentional radiators that must be professionally installed.

4.8.2. Antenna Connector Construction

Please refer to section 3.3 in this test report; antenna connector complied with the requirements.

5. LIST OF MEASURING EQUIPMENTS

Instrument	Manufacturer	Model No.	Serial No.	Characteristics	Calibration Date	Remark
Horn Antenna	EMCO	3115	00075790	750MHz ~ 18GHz	Oct. 22, 2015	Radiation (03CH01-CB)
Horn Antenna	Schwarzbeck	BBHA 9170	BBHA9170585	15GHz ~ 40GHz	Oct. 07, 2015	Radiation (03CH01-CB)
Pre-Amplifier	Agilent	8449B	3008A02310	1GHz ~ 26.5GHz	Jan. 18, 2016	Radiation (03CH01-CB)
Pre-Amplifier	WM	TF-130N-R1	923365	26GHz ~ 40GHz	Nov. 13, 2015	Radiation (03CH01-CB)
Spectrum Analyzer	R&S	FSP40	100056	9kHz ~ 40GHz	Oct. 27, 2015	Radiation (03CH01-CB)
RF Cable-high	Woken	High Cable-16	N/A	1 GHz ~ 18 GHz	Nov. 02, 2015	Radiation (03CH01-CB)
RF Cable-high	Woken	High Cable-17	N/A	1 GHz ~ 18 GHz	Nov. 02, 2015	Radiation (03CH01-CB)
RF Cable-high	Woken	High Cable-40G-1	N/A	18GHz ~ 40 GHz	Nov. 02, 2015	Radiation (03CH01-CB)
RF Cable-high	Woken	High Cable-40G-2	N/A	18GHz ~ 40 GHz	Nov. 02, 2015	Radiation (03CH01-CB)
Test Software	Audix	E3	6.2009-10-7	N/A	N/A	Radiation (03CH01-CB)
Spectrum analyzer	R&S	FSV40	100979	9kHz~40GHz	Dec. 09, 2015	Conducted (TH01-CB)
Temp. and Humidity Chamber	Ten Billion	TTH-D3SP	TBN-931011	-30~100 degree	Jun. 03, 2016	Conducted (TH01-CB)
RF Cable-high	Woken	RG402	High Cable-6	1 GHz – 26.5 GHz	Nov. 02, 2015	Conducted (TH01-CB)
RF Cable-high	Woken	RG402	High Cable-7	1 GHz – 26.5 GHz	Nov. 02, 2015	Conducted (TH01-CB)
RF Cable-high	Woken	RG402	High Cable-8	1 GHz – 26.5 GHz	Nov. 02, 2015	Conducted (TH01-CB)
RF Cable-high	Woken	RG402	High Cable-9	1 GHz – 26.5 GHz	Nov. 02, 2015	Conducted (TH01-CB)
RF Cable-high	Woken	RG402	High Cable-10	1 GHz – 26.5 GHz	Nov. 02, 2015	Conducted (TH01-CB)
Power Sensor	Agilent	U2021XA	MY53410001	50MHz~18GHz	Nov. 02, 2015	Conducted (TH01-CB)

Note: Calibration Interval of instruments listed above is one year.

6. MEASUREMENT UNCERTAINTY


Test Items	Uncertainty	Remark
Radiated Emission (1GHz ~ 18GHz)	3.7 dB	Confidence levels of 95%
Radiated Emission (18GHz ~ 40GHz)	3.5 dB	Confidence levels of 95%
Conducted Emission	1.7 dB	Confidence levels of 95%

Appendix A. Test Photos


1. Photographs of Radiated Emissions Test Configuration

Test Configuration: Above 1GHz / Test Mode: Mode 1

FRONT VIEW




REAR VIEW




Test Configuration: Above 1GHz / Test Mode: Mode 2

FRONT VIEW




REAR VIEW



Test Configuration: Above 1GHz / Test Mode: Mode 3

FRONT VIEW




REAR VIEW




Test Configuration: Above 1GHz / Test Mode: Mode 4

FRONT VIEW




REAR VIEW



Test Configuration: Above 1GHz / Test Mode: Mode 5

FRONT VIEW



REAR VIEW

