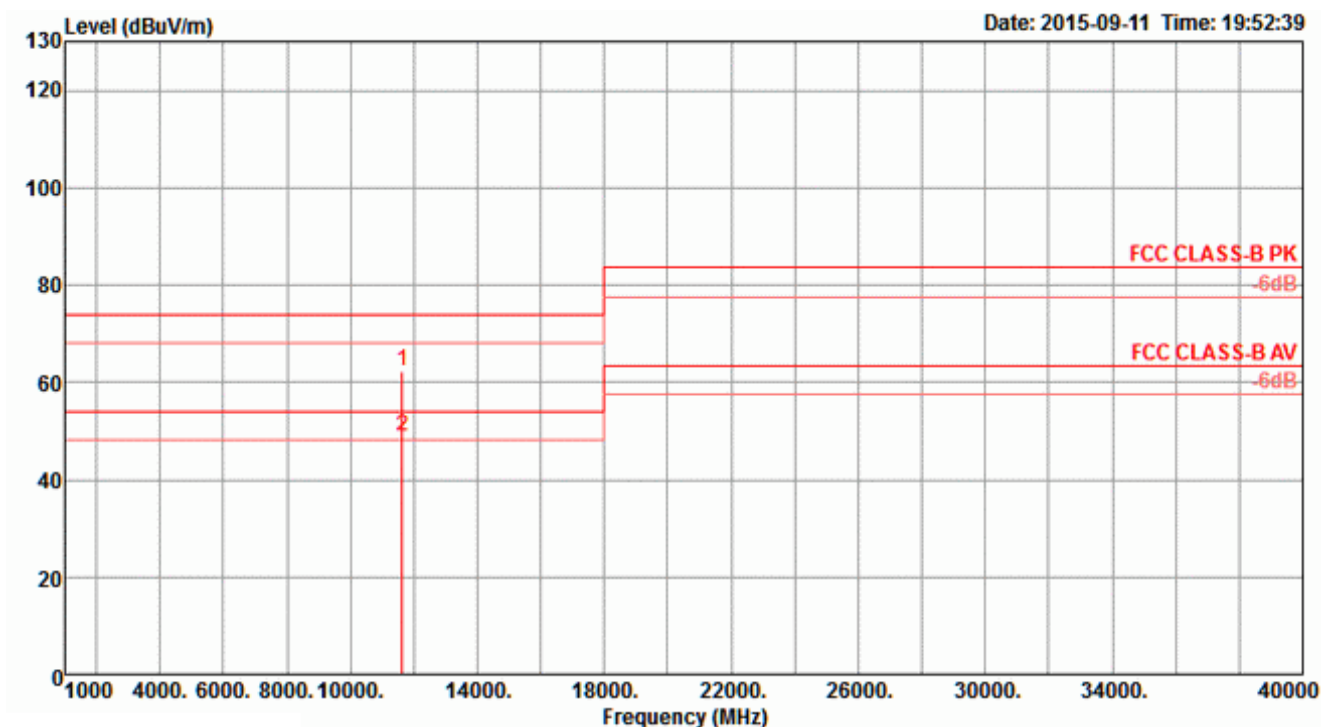


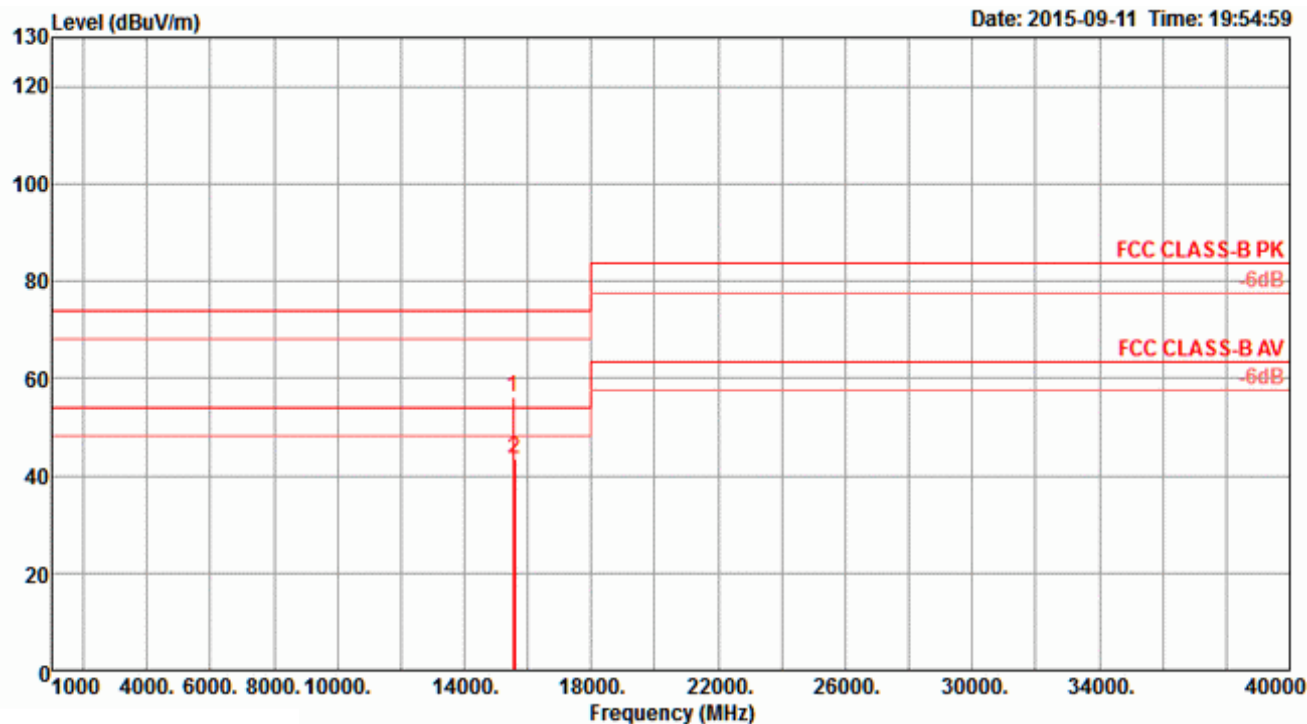
Vertical



	Freq	Level	Limit	Over	Read	CableAntenna	Preamp	T/Pos	A/Pos	Remark	Pol/Phase
	MHz	dBuV/m	dBuV/m	dB	dBuV	dB	dB/m	dB	deg	cm	
1	11645.60	62.31	74.00	-11.69	51.69	6.56	38.73	34.67	347	150 Peak	VERTICAL
2	11646.90	48.99	54.00	-5.01	38.38	6.56	38.73	34.68	347	150 Average	VERTICAL

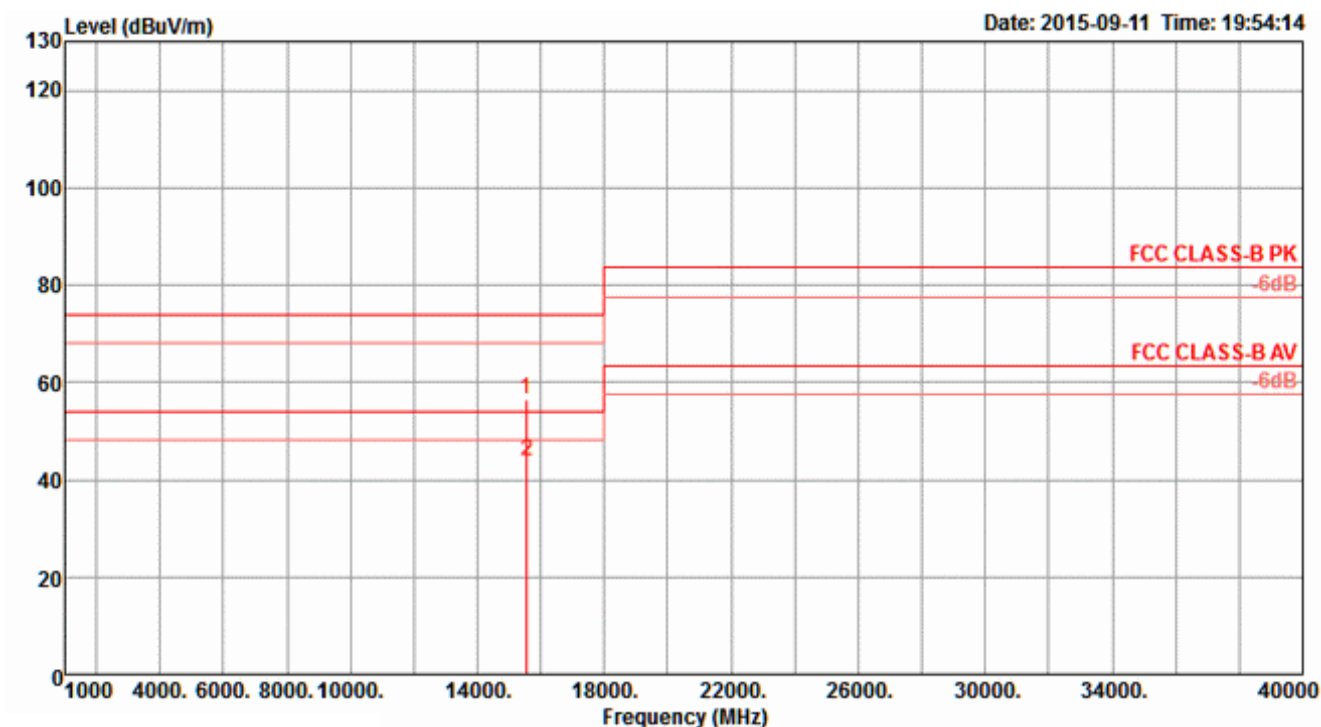
Temperature	26°C	Humidity	57%
Test Engineer	Roki Liu	Configurations	IEEE 802.11ac MCS0/Nss1 VHT40 CH 38 / Chain 5 + Chain 6 + Chain 7 + Chain 8

Horizontal



	Freq	Level	Limit	Over	Read	Cable	Antenna	Preamp	T/Pos	A/Pos	Remark	Pol/Phase
	MHz	dBuV/m	dBuV/m	dB	dBuV	dB	dB/m	dB	deg	cm		
1	15545.10	56.08	74.00	-17.92	44.95	7.56	38.19	34.62	281	150	Peak	HORIZONTAL
2	15584.40	43.59	54.00	-10.41	32.43	7.57	38.26	34.67	281	150	Average	HORIZONTAL

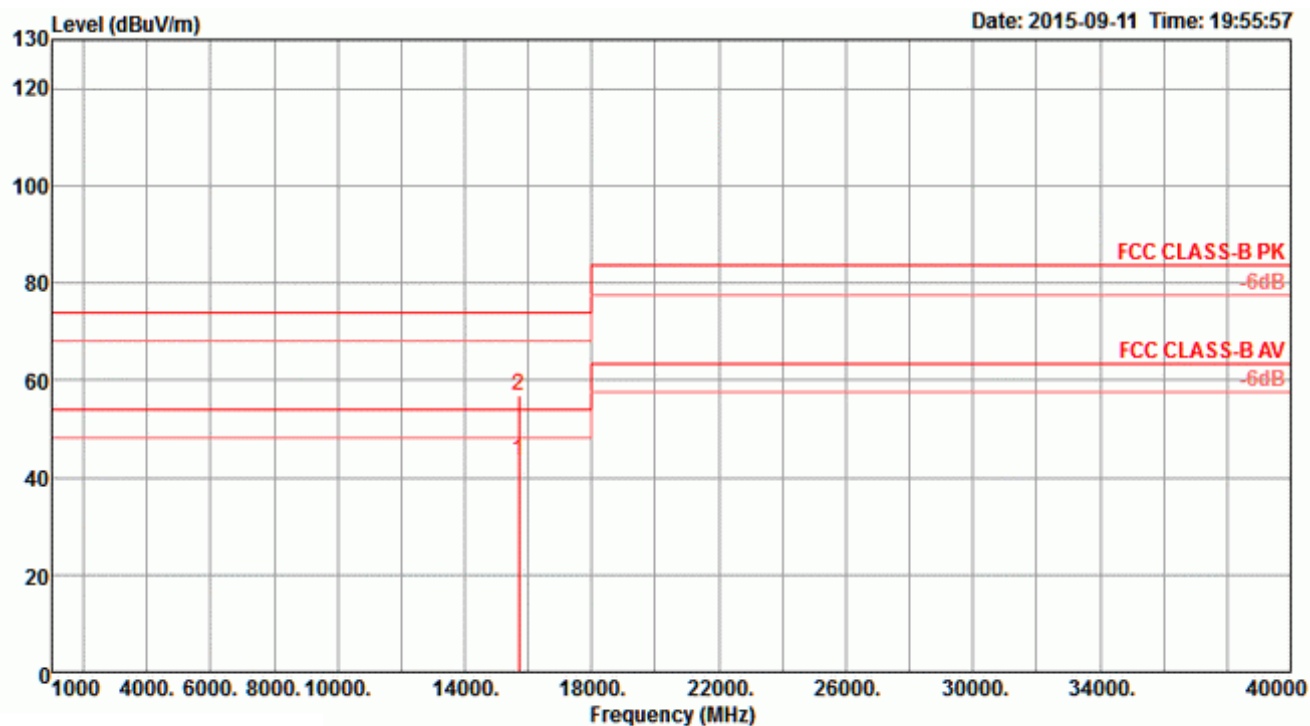
Vertical



	Freq	Level	Limit	Over	Read	CableAntenna	Preamp	T/Pos	A/Pos	Remark	Pol/Phase
	MHz	dBuV/m	dBuV/m	dB	dBuV	dB	dB/m	dB	deg	cm	
1	15545.70	56.32	74.00	-17.68	45.19	7.56	38.19	34.62	248	150 Peak	VERTICAL
2	15569.30	43.86	54.00	-10.14	32.71	7.57	38.22	34.64	248	150 Average	VERTICAL

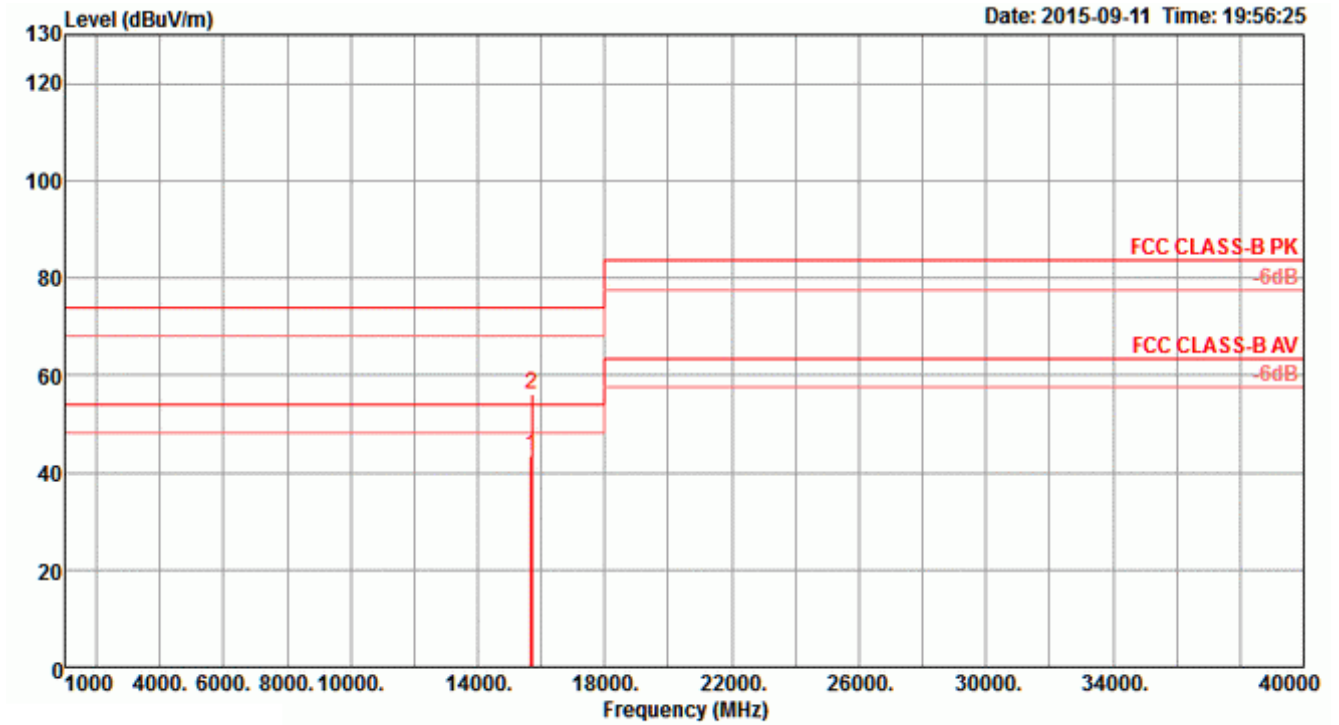
Temperature	26°C	Humidity	57%
Test Engineer	Roki Liu	Configurations	IEEE 802.11ac MCS0/Nss1 VHT40 CH 46 / Chain 5 + Chain 6 + Chain 7 + Chain 8

Horizontal



	Freq	Level	Limit	Over	Read	CableAntenna	Preamp	T/Pos	A/Pos	Remark	Pol/Phase
	MHz	dBuV/m	dBuV/m	dB	dBuV	dB	dB/m	dB	deg	cm	
1	15688.24	43.42	54.00	-10.58	32.12	7.61	38.44	34.75	189	150 Average	HORIZONTAL
2	15694.32	56.69	74.00	-17.31	45.39	7.61	38.44	34.75	189	150 Peak	HORIZONTAL

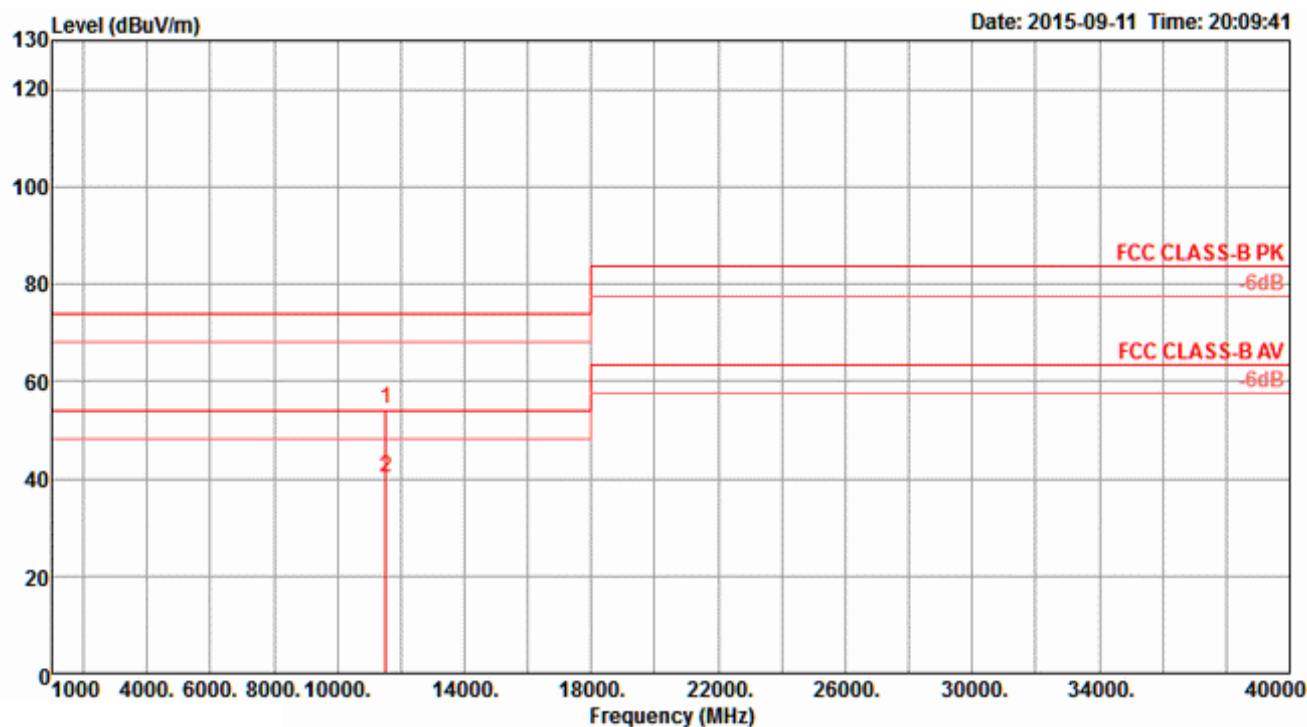
Vertical



	Freq	Level	Limit	Over	Read	CableAntenna	Preamp	T/Pos	A/Pos	Remark	Pol/Phase
	MHz	dBuV/m	dBuV/m	dB	dBuV	dB	dB/m	dB	deg	cm	
1	15681.40	43.29	54.00	-10.71	31.99	7.61	38.44	34.75	240	150	Average
2	15693.12	56.13	74.00	-17.87	44.83	7.61	38.44	34.75	240	150	Peak

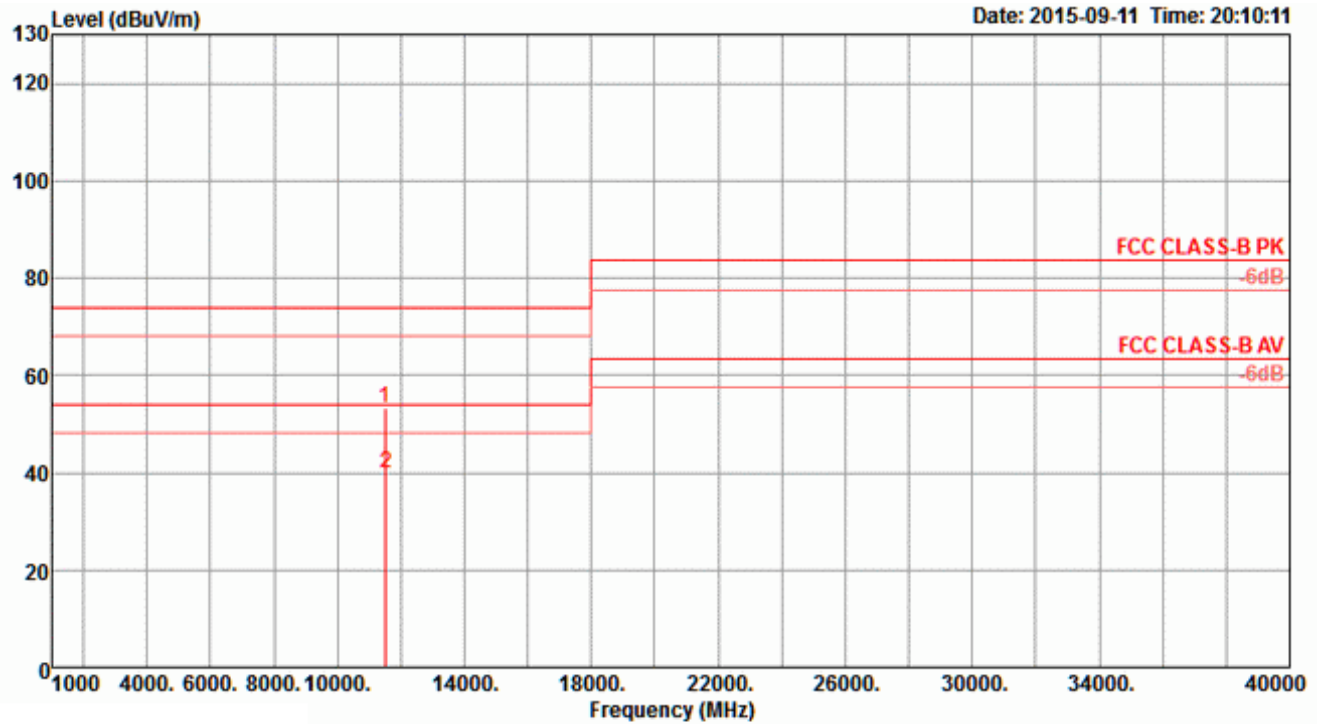
Temperature	26°C	Humidity	57%
Test Engineer	Roki Liu	Configurations	IEEE 802.11ac MCS0/Nss1 VHT40 CH 151 / Chain 5 + Chain 6 + Chain 7 + Chain 8

Horizontal



	Freq	Level	Limit	Over	Read	CableAntenna	Preamp	T/Pos	A/Pos	Remark	Pol/Phase
	MHz	dBuV/m	dBuV/m	dB	dBuV	Loss	Factor	Factor	deg	cm	
1	11511.12	54.31	74.00	-19.69	43.69	6.54	38.70	34.62	296	150 Peak	HORIZONTAL
2	11519.44	40.29	54.00	-13.71	29.68	6.54	38.70	34.63	296	150 Average	HORIZONTAL

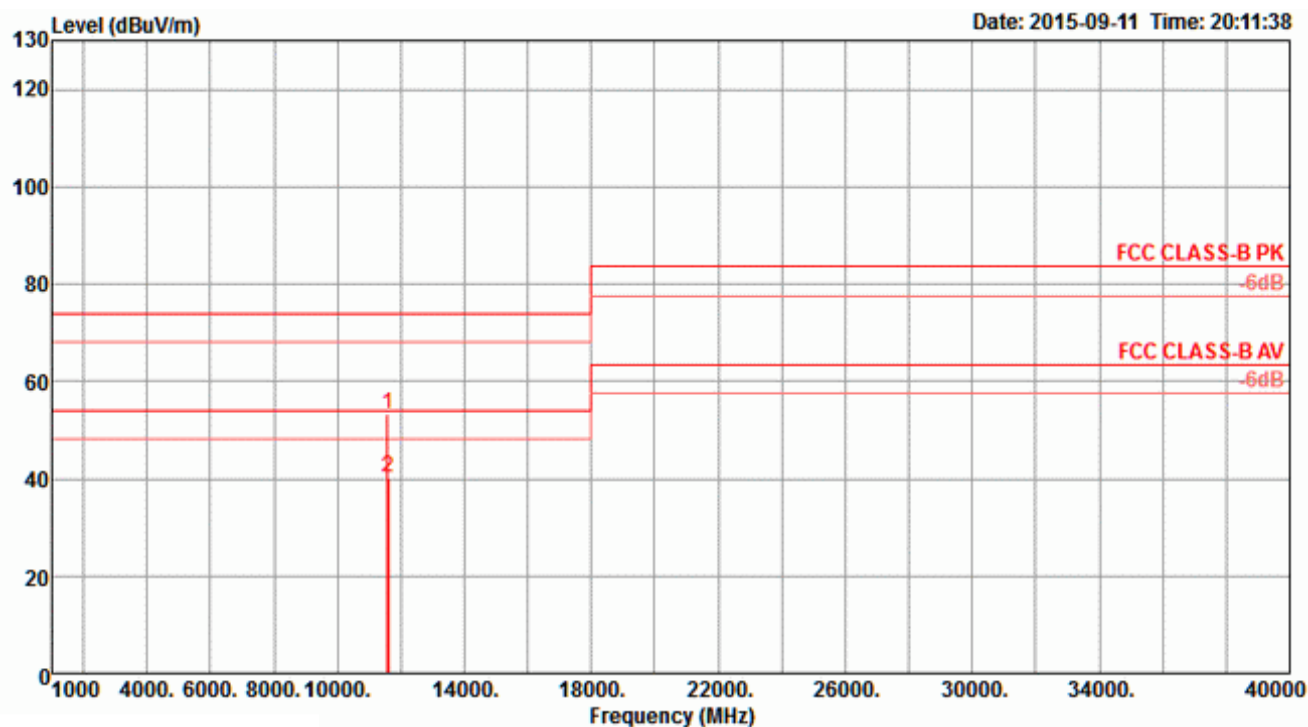
Vertical



	Freq	Level	Limit	Over	Read	CableAntenna	Preamp	T/Pos	A/Pos	Remark	Pol/Phase
	MHz	dBuV/m	dBuV/m	dB	dBuV	dB	dB/m	dB	deg	cm	
1	11508.80	53.12	74.00	-20.88	42.50	6.54	38.70	34.62	248	150	Peak
2	11518.96	39.88	54.00	-14.12	29.27	6.54	38.70	34.63	248	150	Average

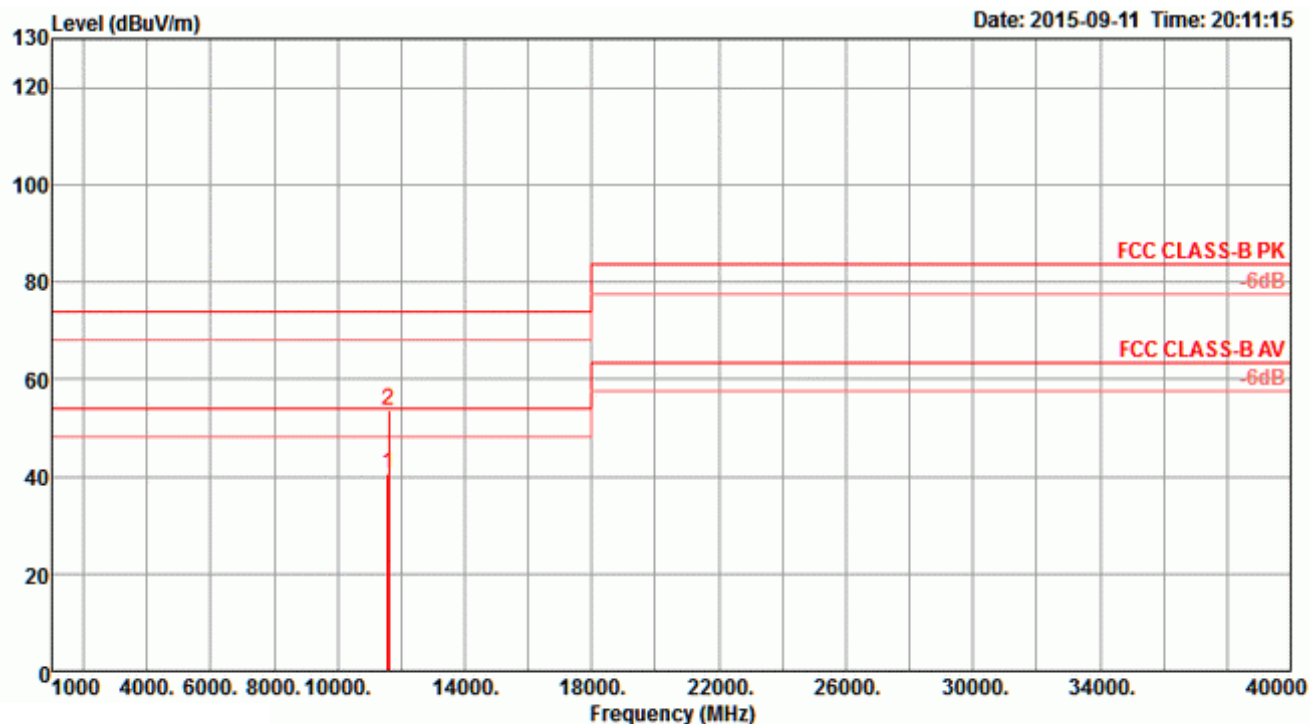
Temperature	26°C	Humidity	57%
Test Engineer	Roki Liu	Configurations	IEEE 802.11ac MCS0/Nss1 VHT40 CH 159 / Chain 5 + Chain 6 + Chain 7 + Chain 8

Horizontal



	Freq	Level	Limit	Over	Read	CableAntenna	Preamp	T/Pos	A/Pos	Remark	Pol/Phase
	MHz	dBuV/m	dBuV/m	dB	dBuV	dB	dB/m	dB	deg	cm	
1	11588.76	53.09	74.00	-20.91	42.47	6.55	38.72	34.65	342	150 Peak	HORIZONTAL
2	11598.72	40.35	54.00	-13.65	29.74	6.55	38.72	34.66	342	150 Average	HORIZONTAL

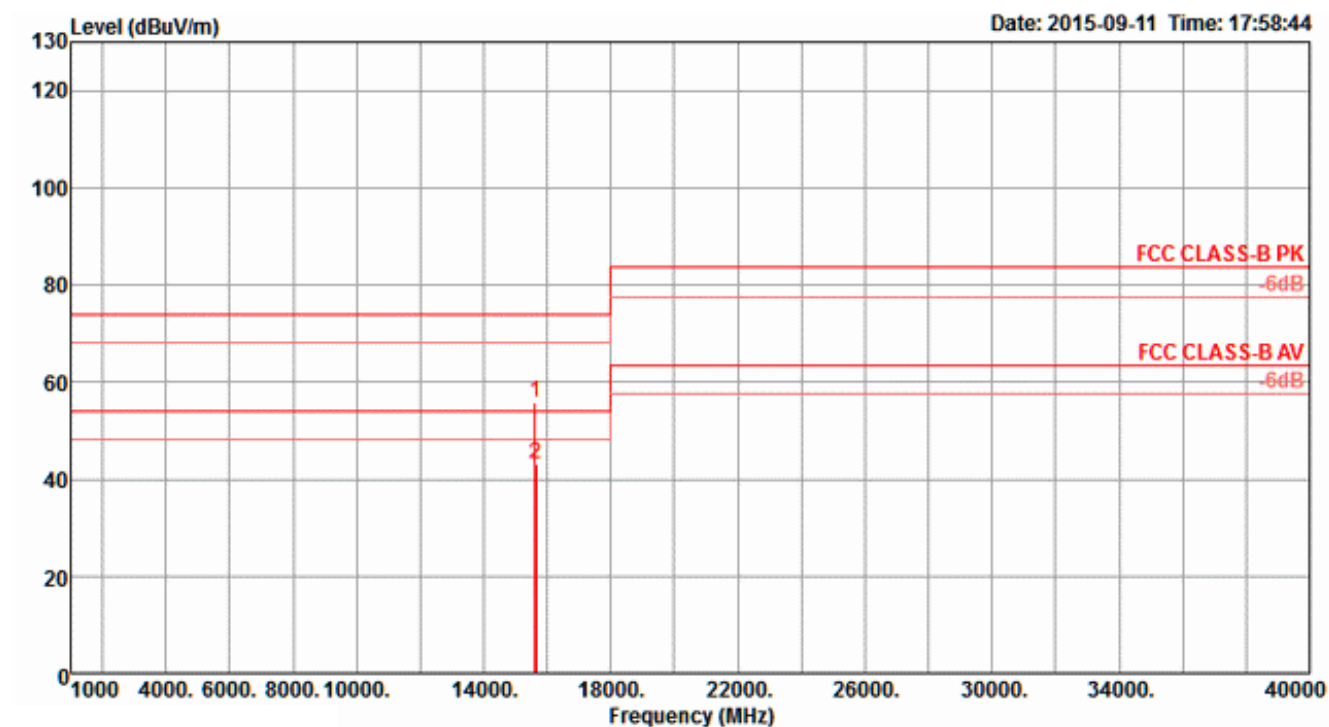
Vertical



	Freq	Level	Limit	Over	Read	CableAntenna	Preamp	T/Pos	A/Pos	Remark	Pol/Phase
	MHz	dBuV/m	dBuV/m	dB	dBuV	dB	dB/m	dB	deg	cm	
1	11588.28	40.48	54.00	-13.52	29.86	6.55	38.72	34.65	305	150	Average
2	11594.56	53.61	74.00	-20.39	42.99	6.55	38.72	34.65	305	150	Peak

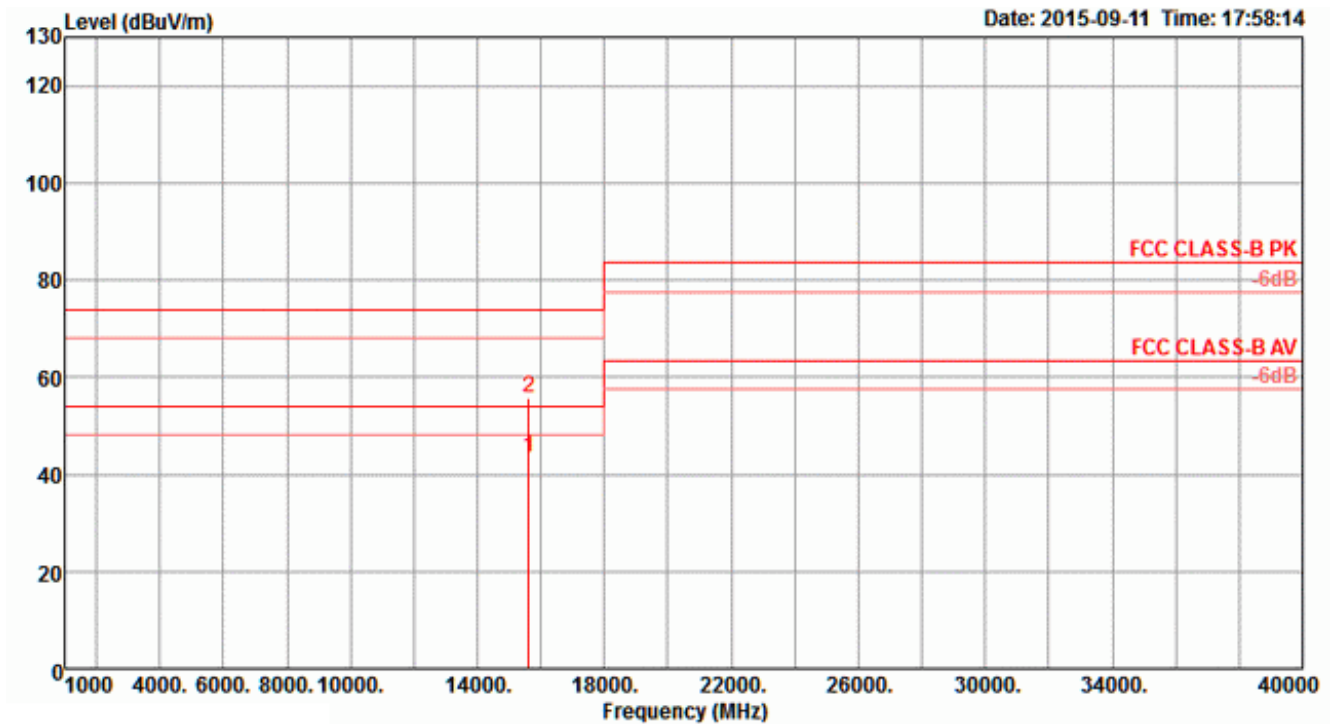
Temperature	26°C	Humidity	57%
Test Engineer	Roki Liu	Configurations	IEEE 802.11ac MCS0/Nss1 VHT80 CH 42 / Chain 5 + Chain 6 + Chain 7 + Chain 8

Horizontal



	Freq	Level	Limit	Over	Read	Cable	Antenna	Preamp	T/Pos	A/Pos	Remark	Pol/Phase
	MHz	dBuV/m	dBuV/m	dB	dBuV	dB	dB/m	dB	deg	cm		
1	15625.74	55.72	74.00	-18.28	44.52	7.59	38.32	34.71	68	169	Peak	HORIZONTAL
2	15633.32	43.14	54.00	-10.86	31.91	7.59	38.35	34.71	68	169	Average	HORIZONTAL

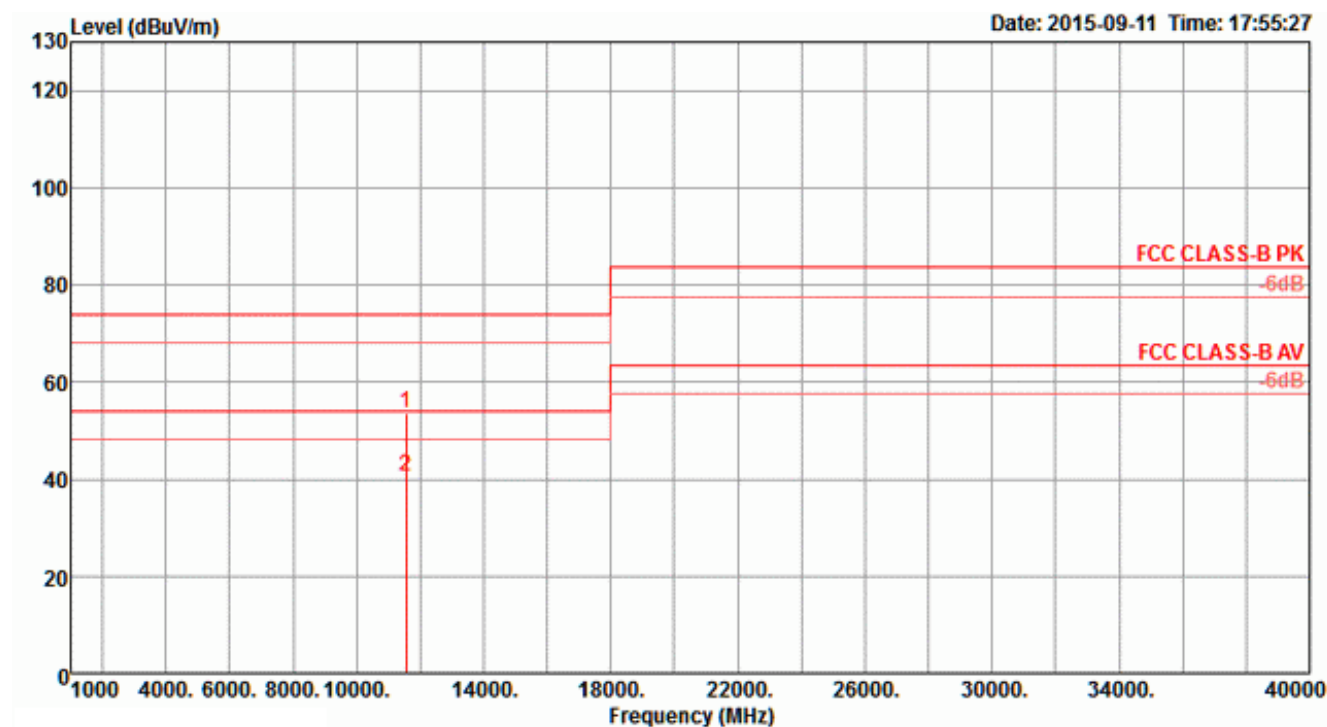
Vertical



	Freq	Level	Limit	Over	Read	Cable	Antenna	Preamp	T/Pos	A/Pos	Remark	Pol/Phase
	MHz	dBuV/m	dBuV/m	dB	dBuV	Loss	Factor	Factor	deg	cm		
1	15630.34	43.31	54.00	-10.69	32.08	7.59	38.35	34.71	128	186	Average	VERTICAL
2	15630.86	55.90	74.00	-18.10	44.67	7.59	38.35	34.71	128	186	Peak	VERTICAL

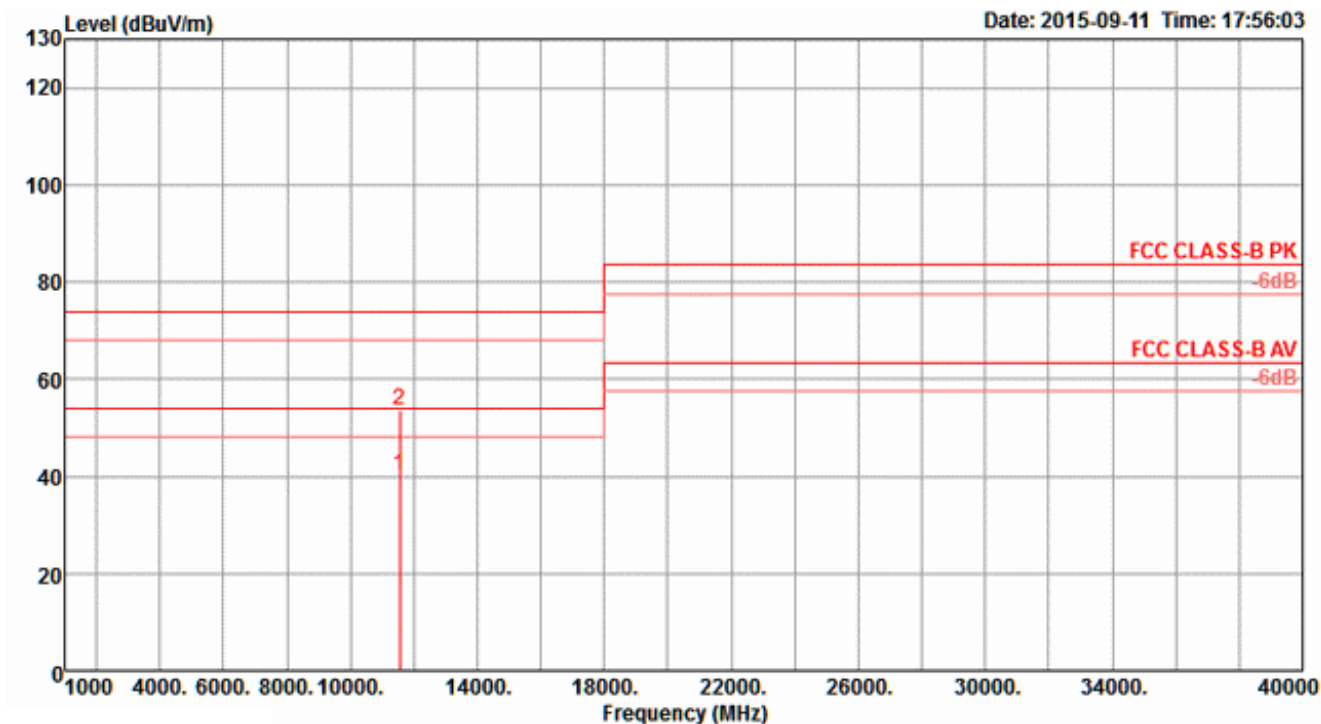
Temperature	26°C	Humidity	57%
Test Engineer	Roki Liu	Configurations	IEEE 802.11ac MCS0/Nss1 VHT80 CH 155 / Chain 5 + Chain 6 + Chain 7 + Chain 8

Horizontal



	Freq	Level	Limit	Over	Read	CableAntenna	Preamp	T/Pos	A/Pos	Remark	Pol/Phase
	MHz	dBuV/m	dBuV/m	dB	dBuV	Loss	Factor	Factor	deg	cm	
1	11549.96	53.64	74.00	-20.36	43.02	6.55	38.71	34.64	213	198	Peak
2	11554.56	40.38	54.00	-13.62	29.76	6.55	38.71	34.64	213	198	Average

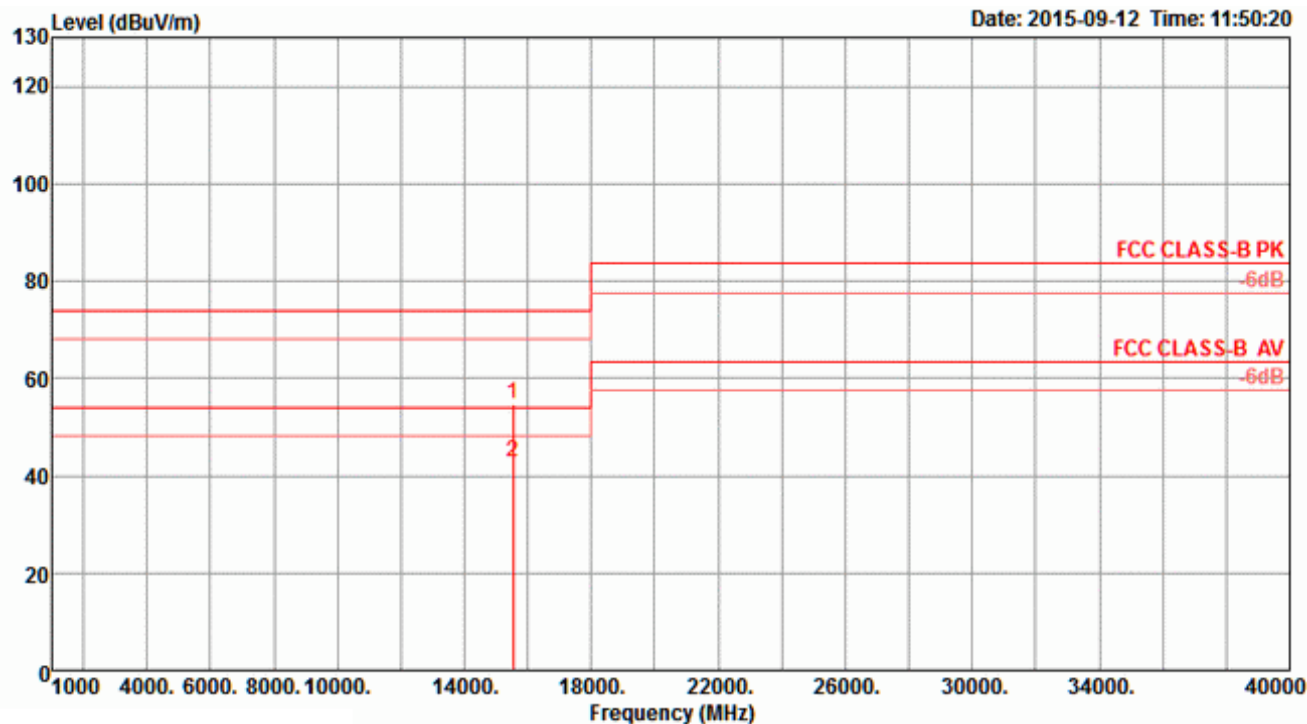
Vertical



	Freq	Level	Limit	Over	Read	Cable	Antenna	Preamp	T/Pos	A/Pos	Remark	Pol/Phase
	MHz	dBuV/m	dBuV/m	dB	dBuV	dB	dB/m	dB	deg	cm		
1	11545.76	40.37	54.00	-13.63	29.76	6.54	38.71	34.64	161	223	Average	VERTICAL
2	11554.06	53.57	74.00	-20.43	42.95	6.55	38.71	34.64	161	223	Peak	VERTICAL

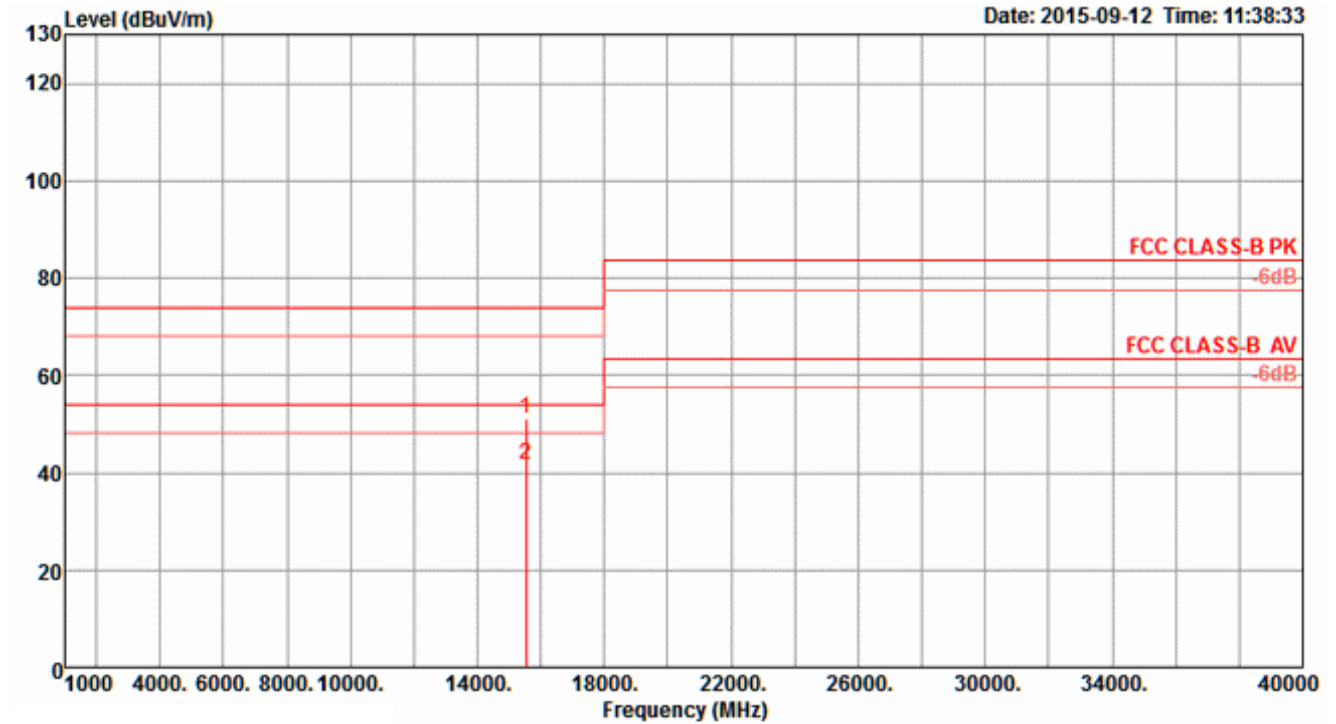
Temperature	26°C	Humidity	57%
Test Engineer	Roki Liu	Configurations	IEEE 802.11ac MCS0/Nss2 VHT20 CH 36 / Chain 5 + Chain 6 + Chain 7 + Chain 8

Horizontal



	Freq	Level	Limit	Over	Read	CableAntenna	Preamp	T/Pos	A/Pos	Remark	Pol/Phase
	MHz	dBuV/m	dBuV/m	dB	dBuV	Loss	Factor	Factor	deg	cm	
1	15539.42	54.85	74.00	-19.15	43.75	7.56	38.16	34.62	157	157	Peak
2	15544.22	42.78	54.00	-11.22	31.65	7.56	38.19	34.62	157	157	Average

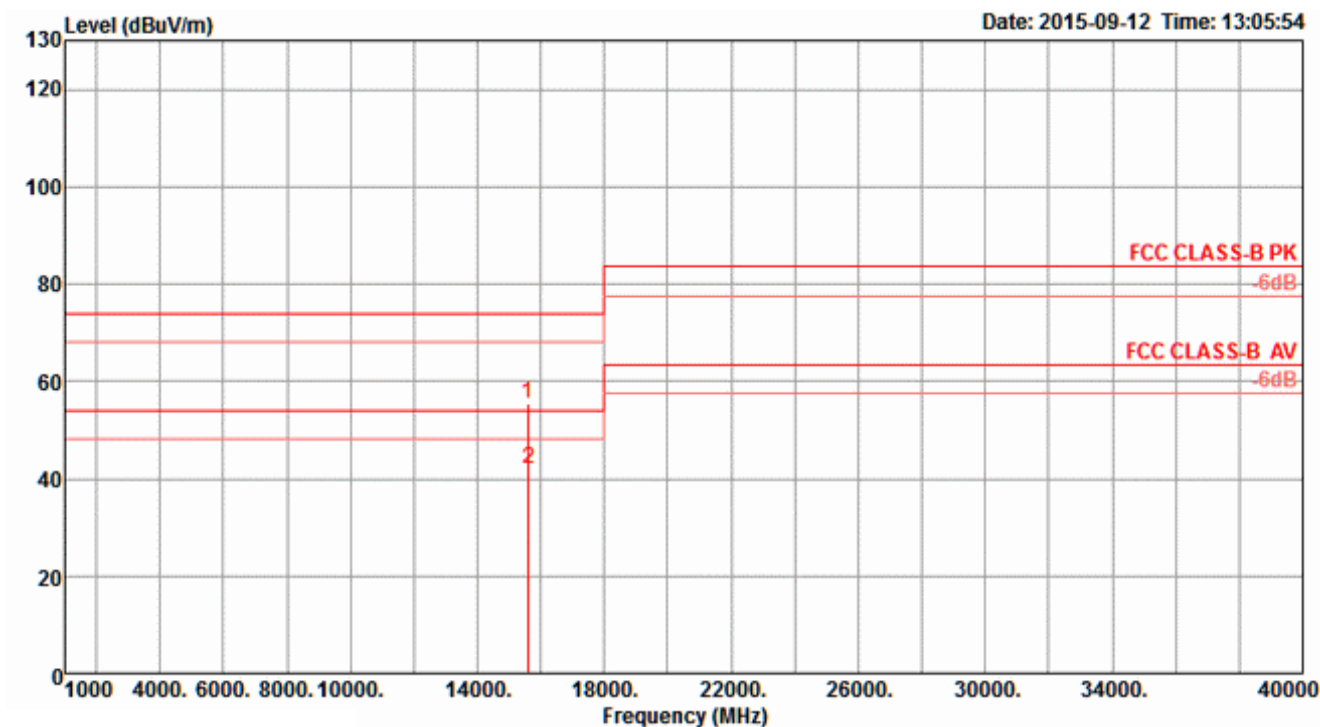
Vertical



	Freq	Level	Limit	Over	Read	Cable	Antenna	Preamp	T/Pos	A/Pos	Remark	Pol/Phase
	MHz	dBuV/m	dBuV/m	dB	dBuV	dB	dB/m	dB	deg	cm		
1	15535.20	51.04	74.00	-22.96	39.94	7.56	38.16	34.62	160	147	Peak	VERTICAL
2	15537.58	41.71	54.00	-12.29	30.61	7.56	38.16	34.62	160	147	Average	VERTICAL

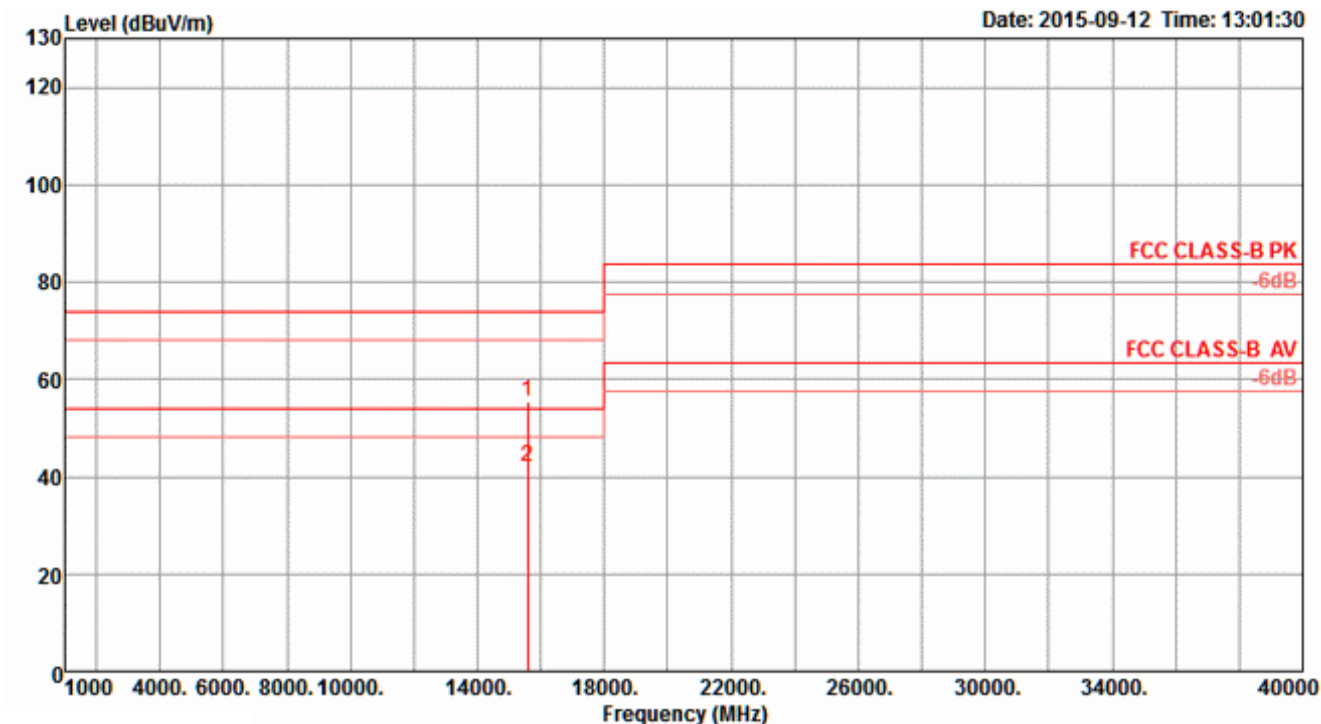
Temperature	26°C	Humidity	57%
Test Engineer	Roki Liu	Configurations	IEEE 802.11ac MCS0/Nss2 VHT20 CH 40 / Chain 5 + Chain 6 + Chain 7 + Chain 8

Horizontal



	Freq	Level	Limit	Over	Read	Cable	Antenna	Preamp	T/Pos	A/Pos	Remark	Pol/Phase
	MHz	dBuV/m	dBuV/m	dB	dBuV	dB	dB/m	dB	deg	cm		
1	15597.54	55.32	74.00	-18.68	44.12	7.58	38.29	34.67	157	158	Peak	HORIZONTAL
2	15604.46	42.02	54.00	-11.98	30.84	7.58	38.29	34.69	157	158	Average	HORIZONTAL

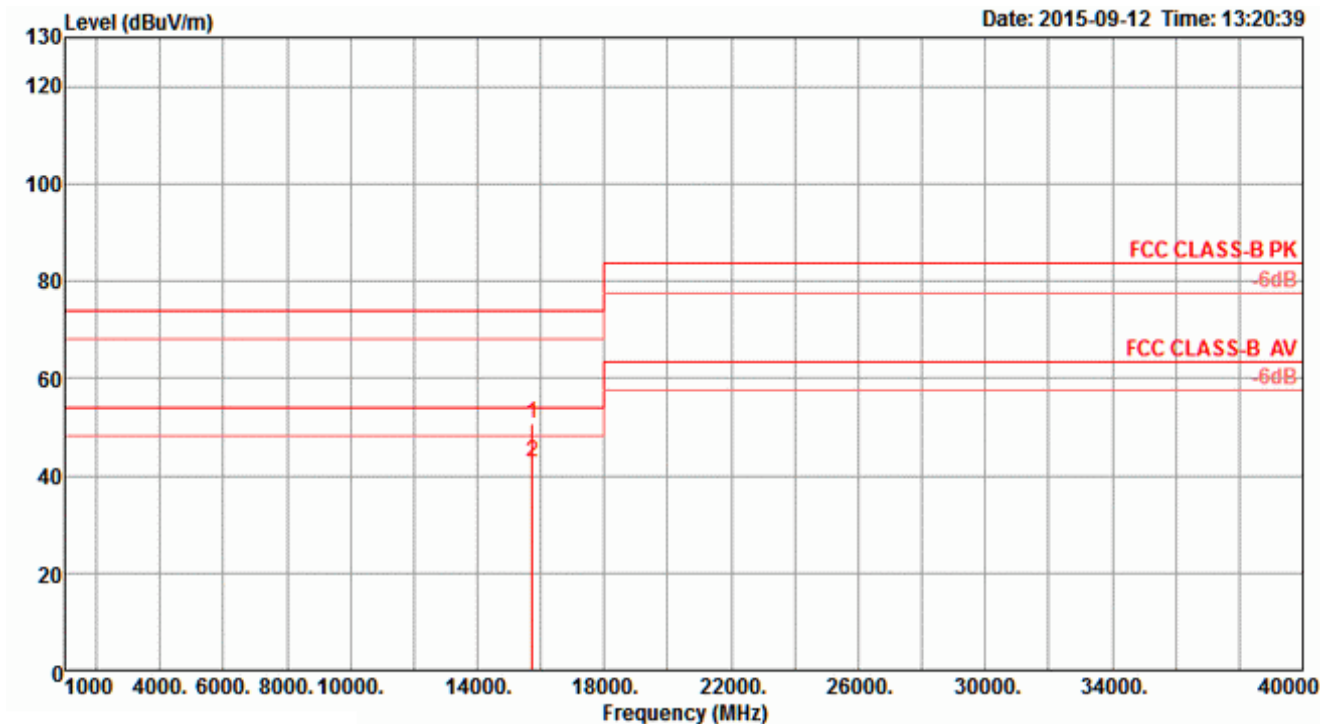
Vertical



	Freq	Level	Limit	Over	Read	Cable	Antenna	Preamp	T/Pos	A/Pos	Remark	Pol/Phase
	MHz	dBuV/m	dBuV/m	dB	dBuV	dB	dB/m	dB	deg	cm		
1	15597.82	55.42	74.00	-18.58	44.22	7.58	38.29	34.67	212	158	Peak	VERTICAL
2	15601.94	41.89	54.00	-12.11	30.71	7.58	38.29	34.69	212	158	Average	VERTICAL

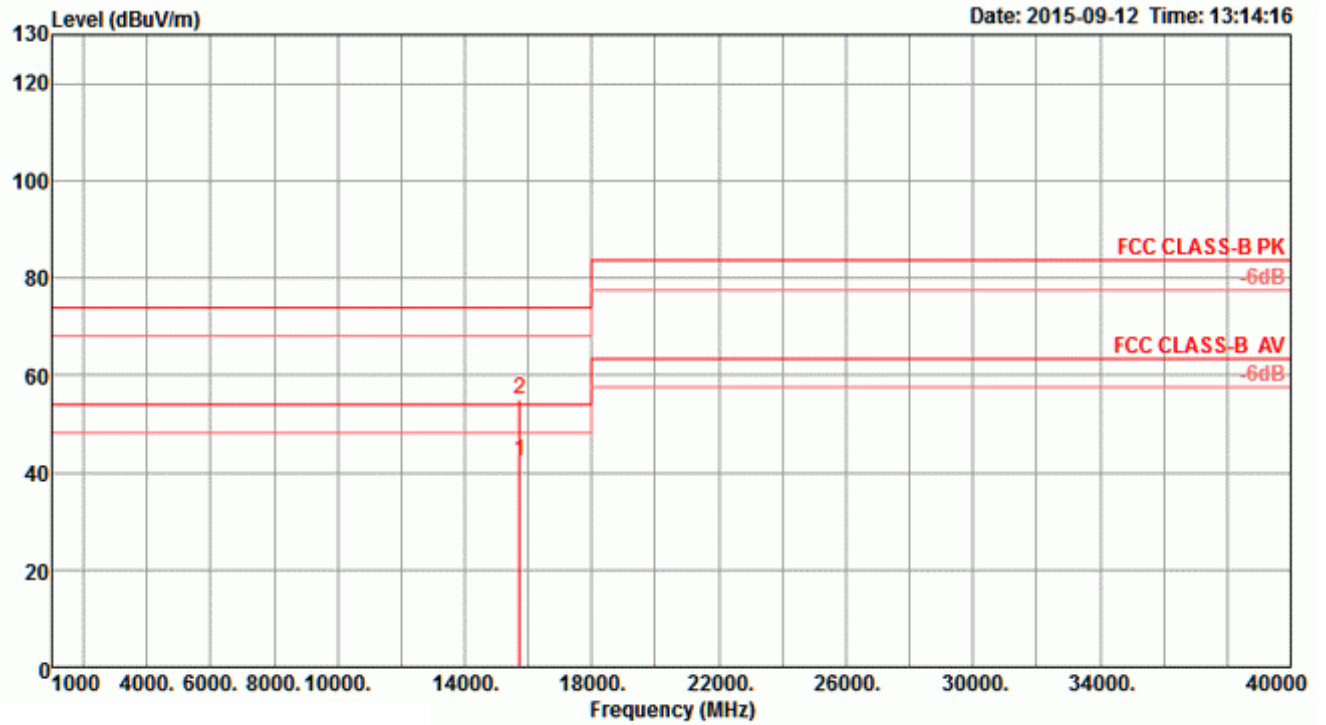
Temperature	26°C	Humidity	57%
Test Engineer	Roki Liu	Configurations	IEEE 802.11ac MCS0/Nss2 VHT20 CH 48 / Chain 5 + Chain 6 + Chain 7 + Chain 8

Horizontal



	Freq	Level	Limit	Over	Read	CableAntenna	Preamp	T/Pos	A/Pos	Remark	Pol/Phase
	MHz	dBuV/m	dBuV/m	dB	dBuV	Loss	Factor	Factor	deg	cm	
1	15716.26	50.52	74.00	-23.48	39.18	7.62	38.50	34.78	113	152	Peak
2	15718.54	42.68	54.00	-11.32	31.34	7.62	38.50	34.78	113	152	Average

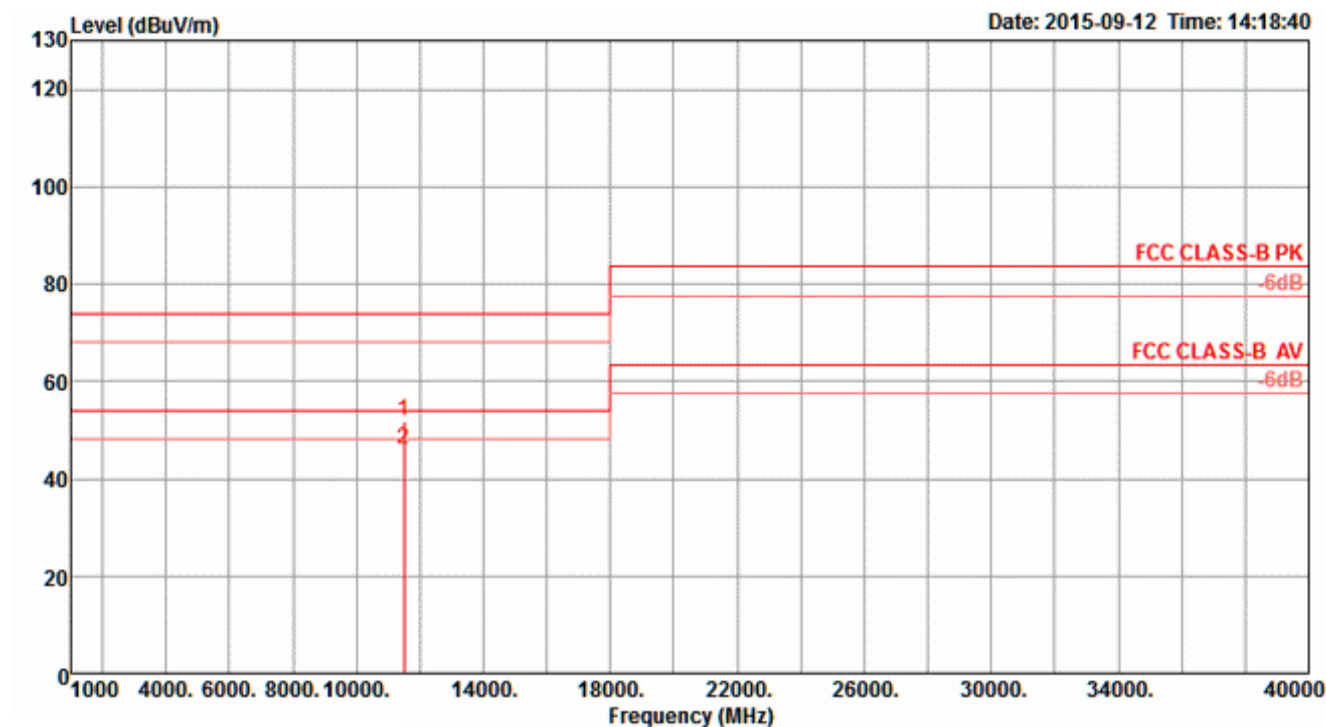
Vertical



	Freq	Level	Limit	Over	Read	CableAntenna	Preamp	T/Pos	A/Pos	Remark	Pol/Phase
	MHz	dBuV/m	dBuV/m	dB	dBuV	dB	dB/m	dB	deg	cm	
1	15716.24	42.48	54.00	-11.52	31.14	7.62	38.50	34.78	93	153	Average
2	15719.70	55.01	74.00	-18.99	43.67	7.62	38.50	34.78	93	153	Peak

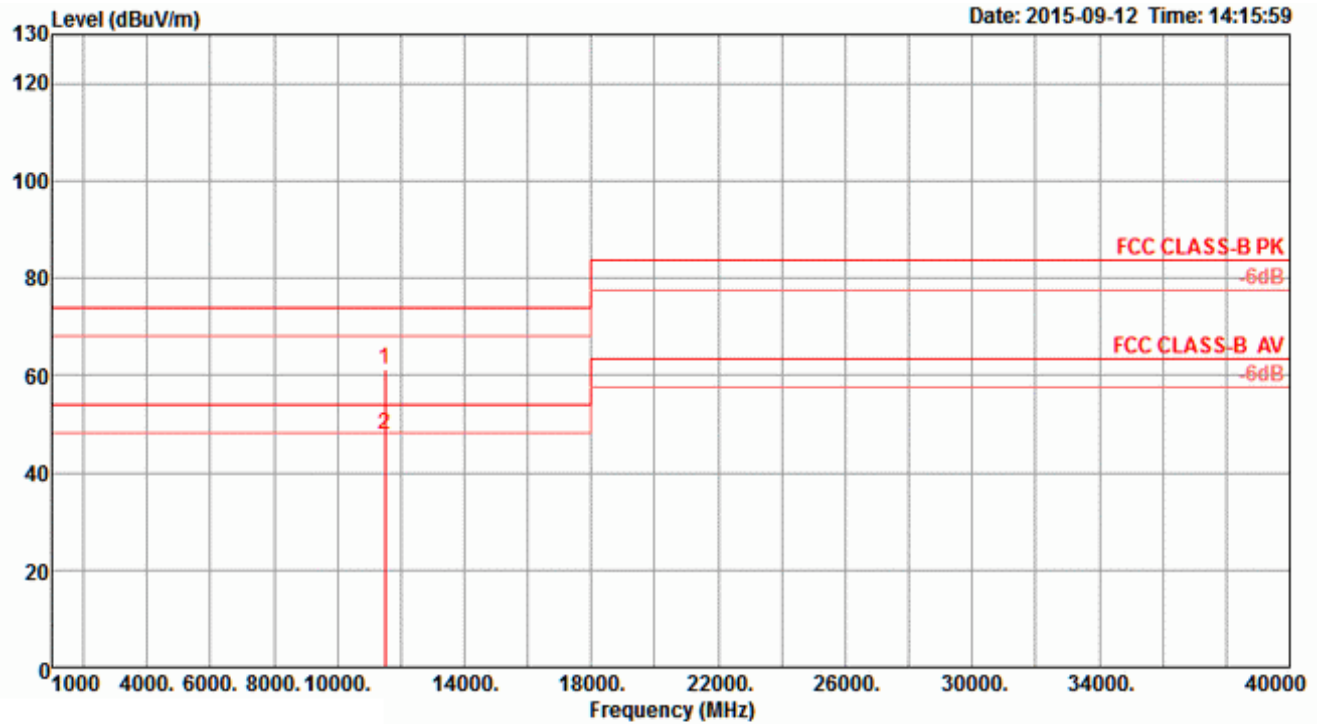
Temperature	26°C	Humidity	57%
Test Engineer	Roki Liu	Configurations	IEEE 802.11ac MCS0/Nss2 VHT20 CH 149 / Chain 5 + Chain 6 + Chain 7 + Chain 8

Horizontal



	Freq	Level	Limit	Over	Read	CableAntenna	Preamp	T/Pos	A/Pos	Remark	Pol/Phase
	MHz	dBuV/m	dBuV/m	dB	dBuV	dB	dB/m	dB	deg	cm	
1	11483.08	51.78	74.00	-22.22	41.17	6.53	38.70	34.62	23	161	Peak
2	11483.88	46.03	54.00	-7.97	35.42	6.53	38.70	34.62	23	161	Average

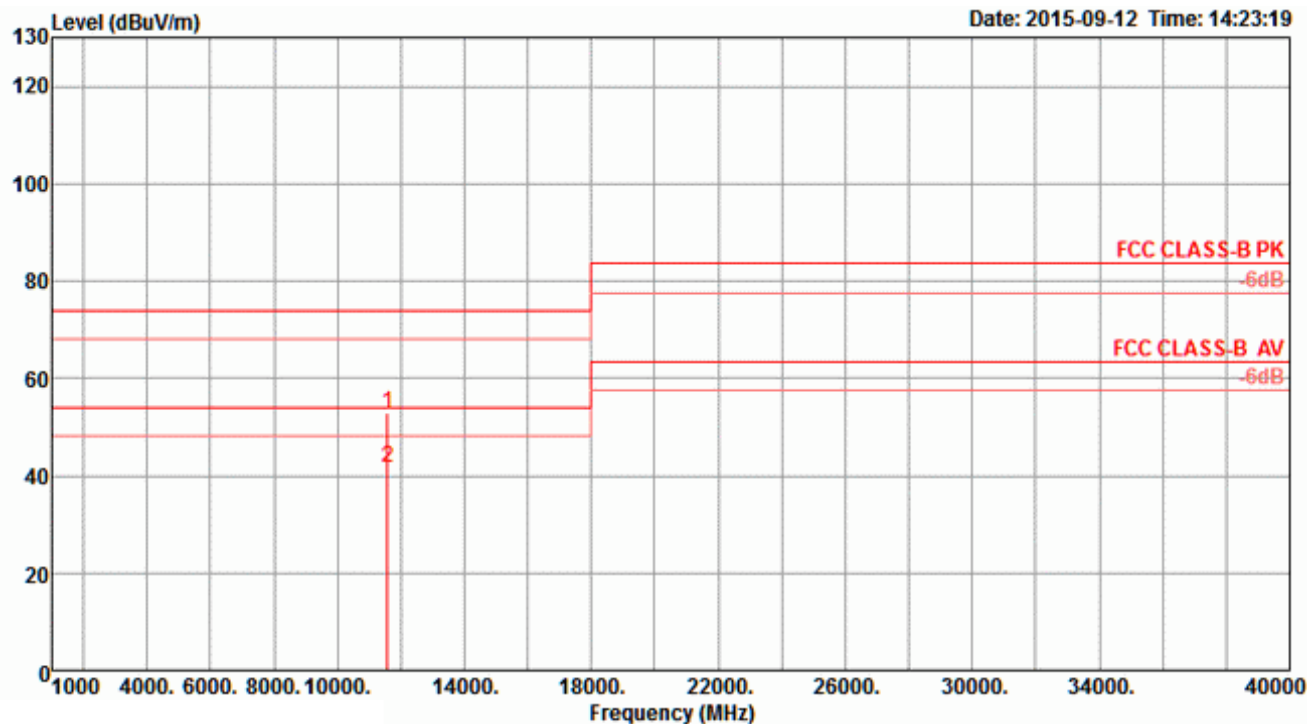
Vertical



	Freq	Level	Limit	Over	Read	Cable	Antenna	Preamp	T/Pos	A/Pos	Remark	Pol/Phase
	MHz	dBuV/m	dBuV/m	dB	dBuV	dB	dB/m	dB	deg	cm		
1	11485.20	61.21	74.00	-12.79	50.60	6.53	38.70	34.62	350	165	Peak	VERTICAL
2	11485.24	47.74	54.00	-6.26	37.13	6.53	38.70	34.62	350	165	Average	VERTICAL

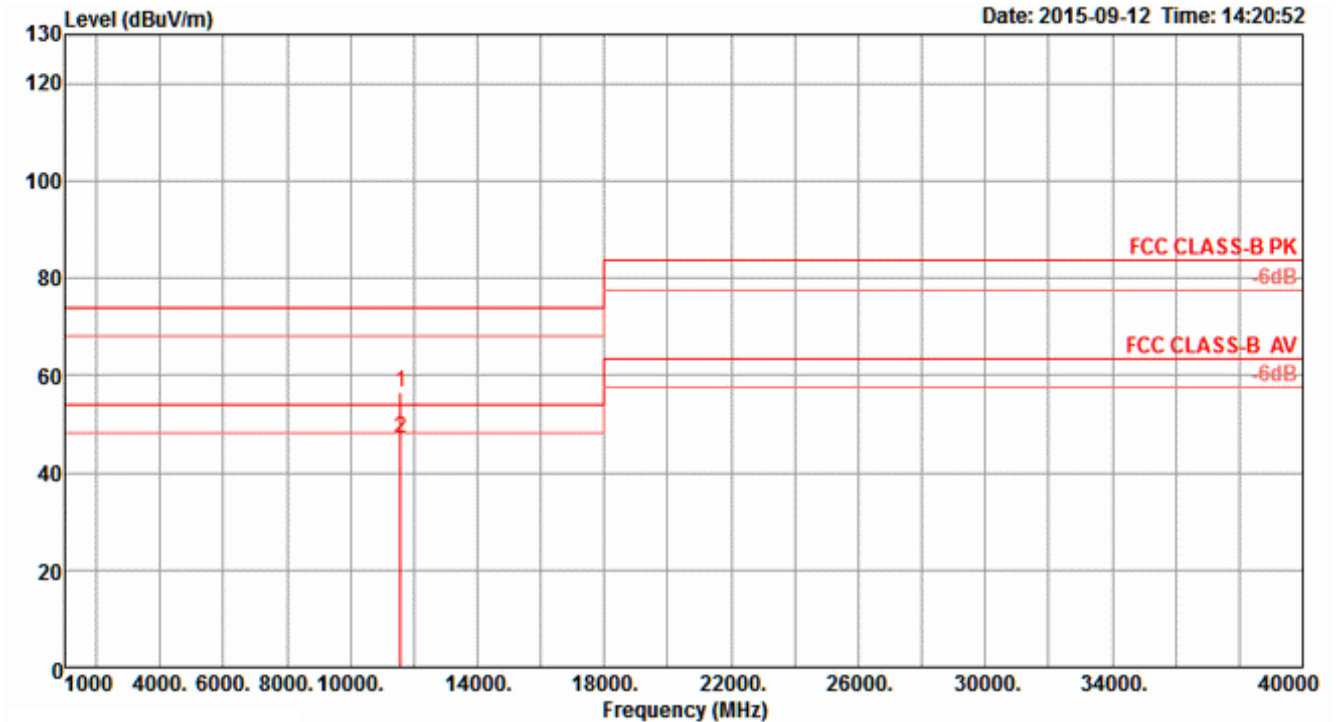
Temperature	26°C	Humidity	57%
Test Engineer	Roki Liu	Configurations	IEEE 802.11ac MCS0/Nss2 VHT20 CH 157 / Chain 5 + Chain 6 + Chain 7 + Chain 8

Horizontal



	Freq	Level	Limit	Over	Read	CableAntenna	Preamp	T/Pos	A/Pos	Remark	Pol/Phase
	MHz	dBuV/m	dBuV/m	dB	dBuV	dB	dB/m	dB	deg	cm	
1	11570.52	53.03	74.00	-20.97	42.42	6.55	38.71	34.65	14	163	Peak
2	11573.68	41.70	54.00	-12.30	31.09	6.55	38.71	34.65	14	163	Average

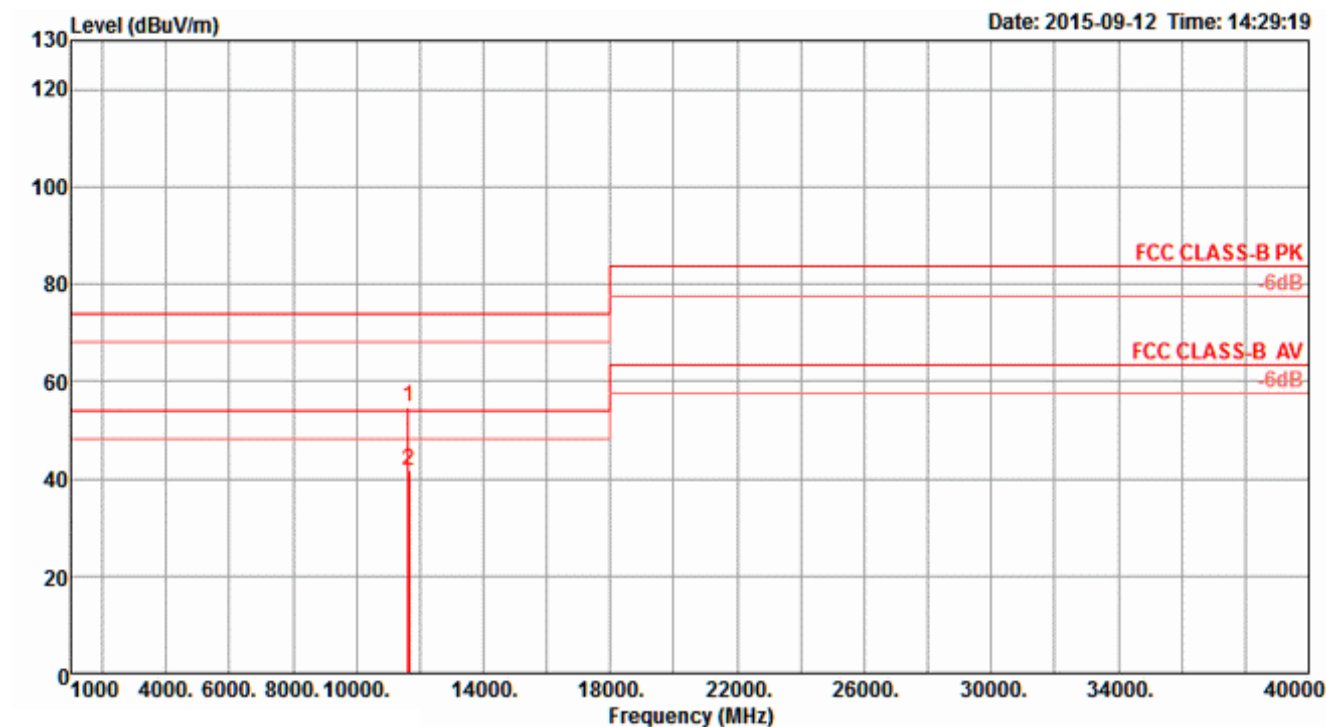
Vertical



	Freq	Level	Limit	Over	Read	Cable	Antenna	Preamp	T/Pos	A/Pos	Remark	Pol/Phase
	MHz	dBuV/m	dBuV/m	dB	dBuV	dB	dB/m	dB	deg	cm		
1	11569.16	56.39	74.00	-17.61	45.77	6.55	38.71	34.64	19	159	Peak	VERTICAL
2	11569.56	46.95	54.00	-7.05	36.33	6.55	38.71	34.64	19	159	Average	VERTICAL

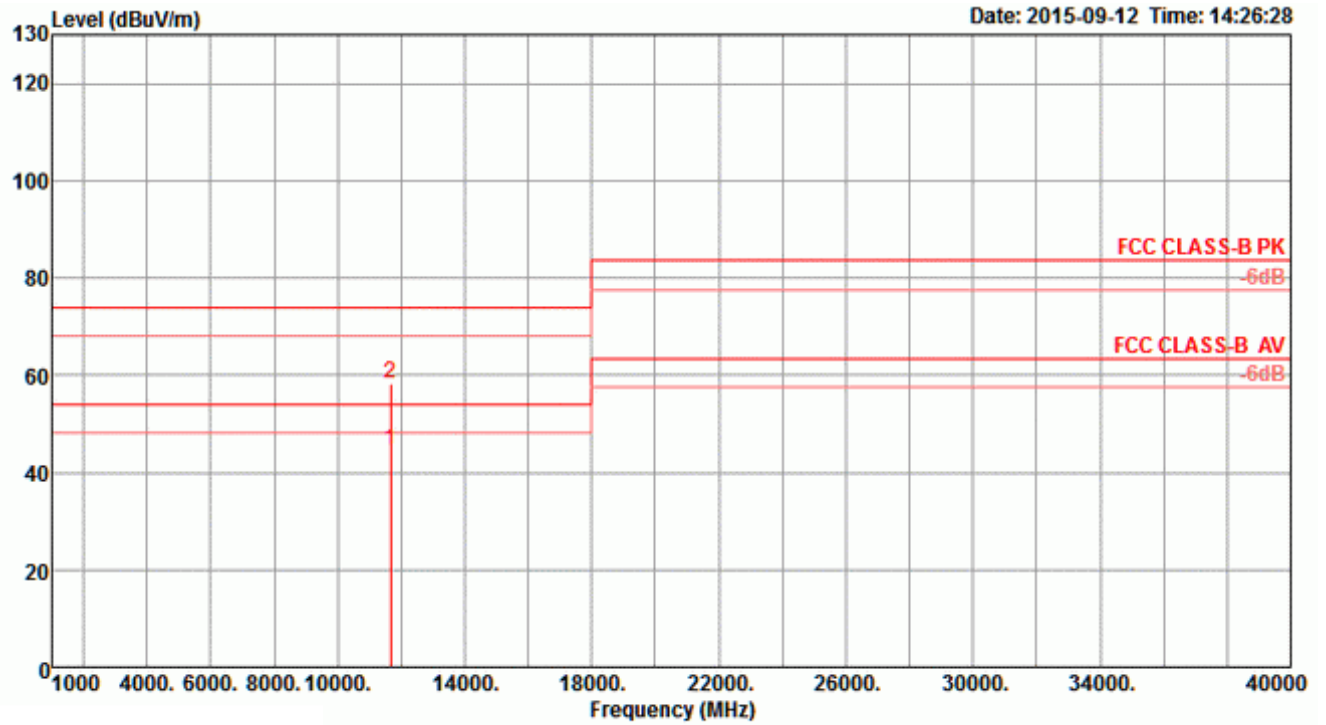
Temperature	26°C	Humidity	57%
Test Engineer	Roki Liu	Configurations	IEEE 802.11ac MCS0/Nss2 VHT20 CH 165 / Chain 5 + Chain 6 + Chain 7 + Chain 8

Horizontal



	Freq	Level	Limit	Over	Read	CableAntenna	Preamp	T/Pos	A/Pos	Remark	Pol/Phase
	MHz	dBuV/m	dBuV/m	dB	dBuV	dB	dB/m	dB	deg	cm	
1	11645.72	54.83	74.00	-19.17	44.21	6.56	38.73	34.67	122	169	Peak
2	11654.60	41.70	54.00	-12.30	31.09	6.56	38.73	34.68	122	169	Average

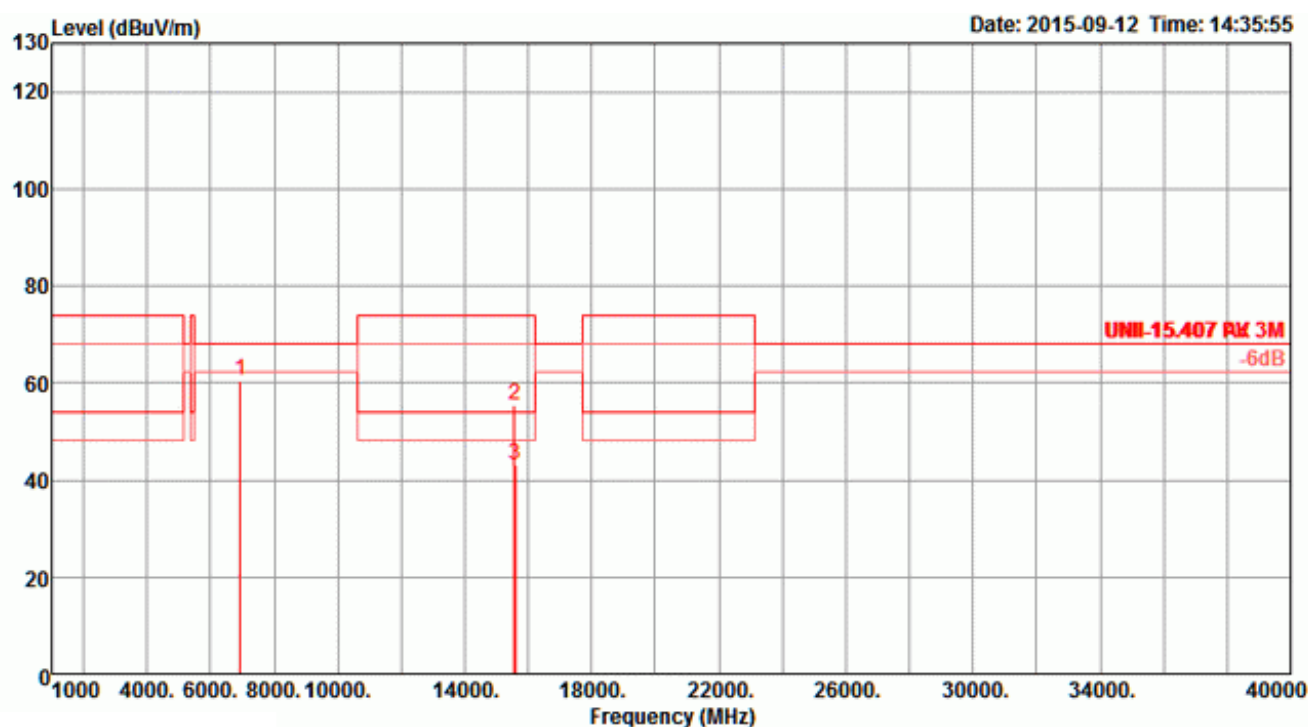
Vertical



	Freq	Level	Limit Line	Over Limit	Read Level	CableAntenna Loss Factor	Preamp Factor	T/Pos	A/Pos	Remark	Pol/Phase
	MHz	dBuV/m	dBuV/m	dB	dBuV	dB	dB/m	dB	deg	cm	
1	11650.32	44.63	54.00	-9.37	34.02	6.56	38.73	34.68	28	163	Average
2	11653.80	58.19	74.00	-15.81	47.58	6.56	38.73	34.68	28	163	Peak

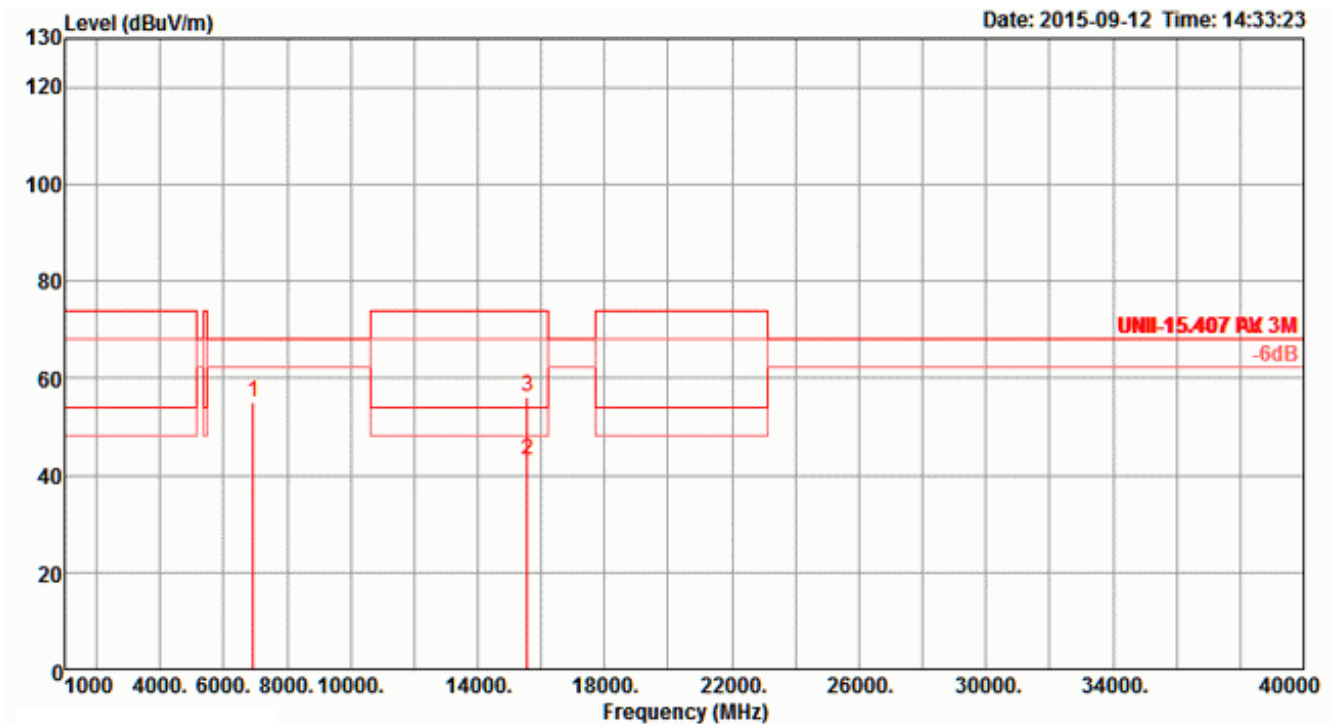
Temperature	26°C	Humidity	57%
Test Engineer	Roki Liu	Configurations	IEEE 802.11ac MCS0/Nss2 VHT40 CH 38 / Chain 5 + Chain 6 + Chain 7 + Chain 8

Horizontal



	Freq	Level	Limit	Over	Read	Cable	Antenna	Preamp	T/Pos	A/Pos	Remark	Pol/Phase
	MHz	dBuV/m	dBuV/m	dB	dBuV	dB	dB/m	dB	deg	cm		
1	6920.01	60.64	68.20	-7.56	53.74	4.98	36.61	34.69	299	177	Peak	HORIZONTAL
2	15563.28	55.23	74.00	-18.77	44.08	7.57	38.22	34.64	211	170	Peak	HORIZONTAL
3	15577.92	43.08	54.00	-10.92	31.92	7.57	38.26	34.67	211	170	Average	HORIZONTAL

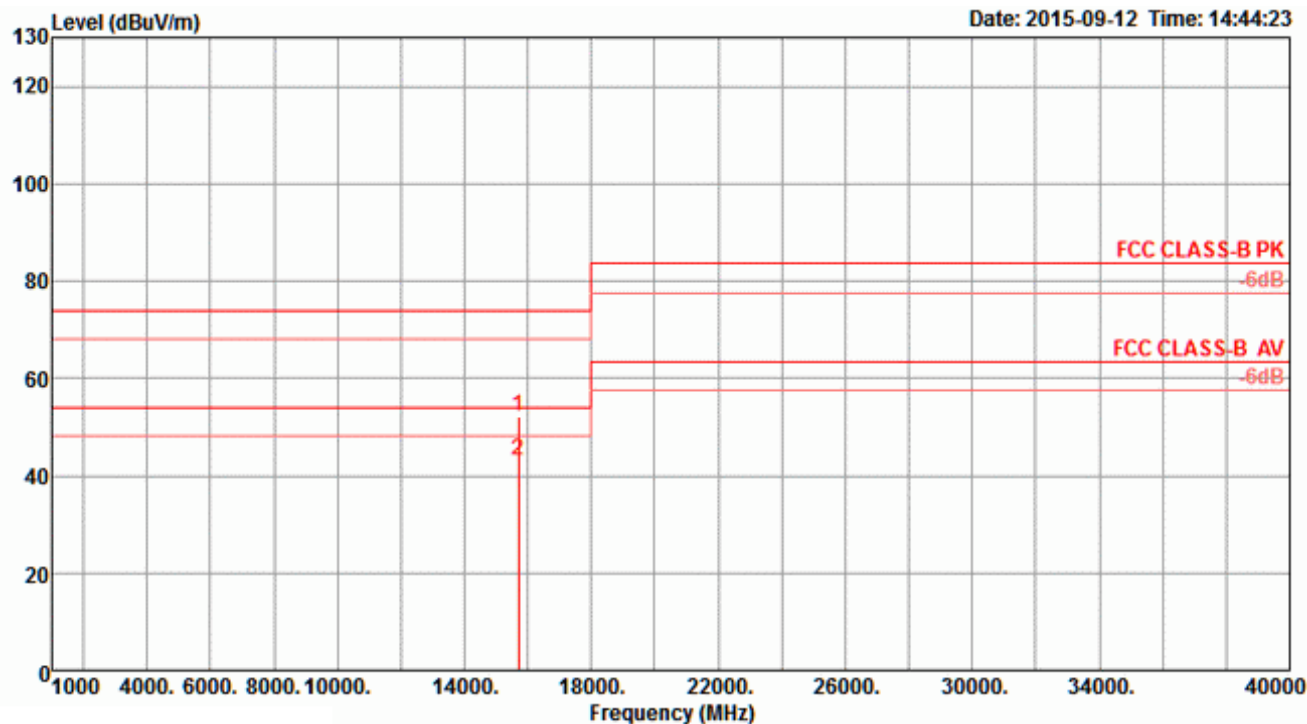
Vertical



	Freq	Level	Limit	Over	Read	CableAntenna	Preamp	T/Pos	A/Pos	Remark	Pol/Phase
	MHz	dBuV/m	dBuV/m	dB	dBuV	dB	dB/m	dB	deg	cm	
1	6920.04	54.91	68.20	-13.29	48.01	4.98	36.61	34.69	23	191 Peak	VERTICAL
2	15573.44	43.22	54.00	-10.78	32.10	7.57	38.22	34.67	181	174 Average	VERTICAL
3	15574.04	56.11	74.00	-17.89	44.99	7.57	38.22	34.67	181	174 Peak	VERTICAL

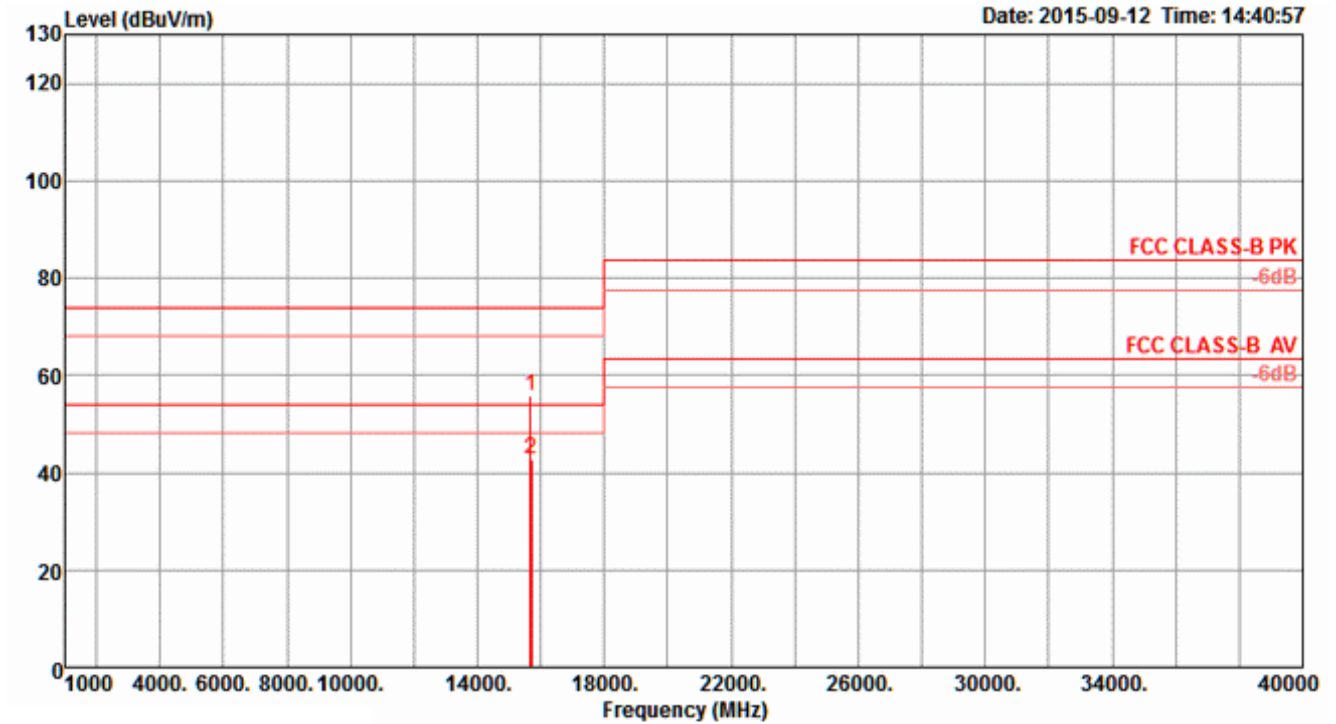
Temperature	26°C	Humidity	57%
Test Engineer	Roki Liu	Configurations	IEEE 802.11ac MCS0/Nss2 VHT40 CH 46 / Chain 5 + Chain 6 + Chain 7 + Chain 8

Horizontal



	Freq	Level	Limit	Over	Read	CableAntenna	Preamp	T/Pos	A/Pos	Remark	Pol/Phase
	MHz	dBuV/m	dBuV/m	dB	dBuV	dB	dB/m	dB	deg	cm	
1	15689.24	52.07	74.00	-21.93	40.77	7.61	38.44	34.75	204	167 Peak	HORIZONTAL
2	15694.76	43.08	54.00	-10.92	31.78	7.61	38.44	34.75	204	167 Average	HORIZONTAL

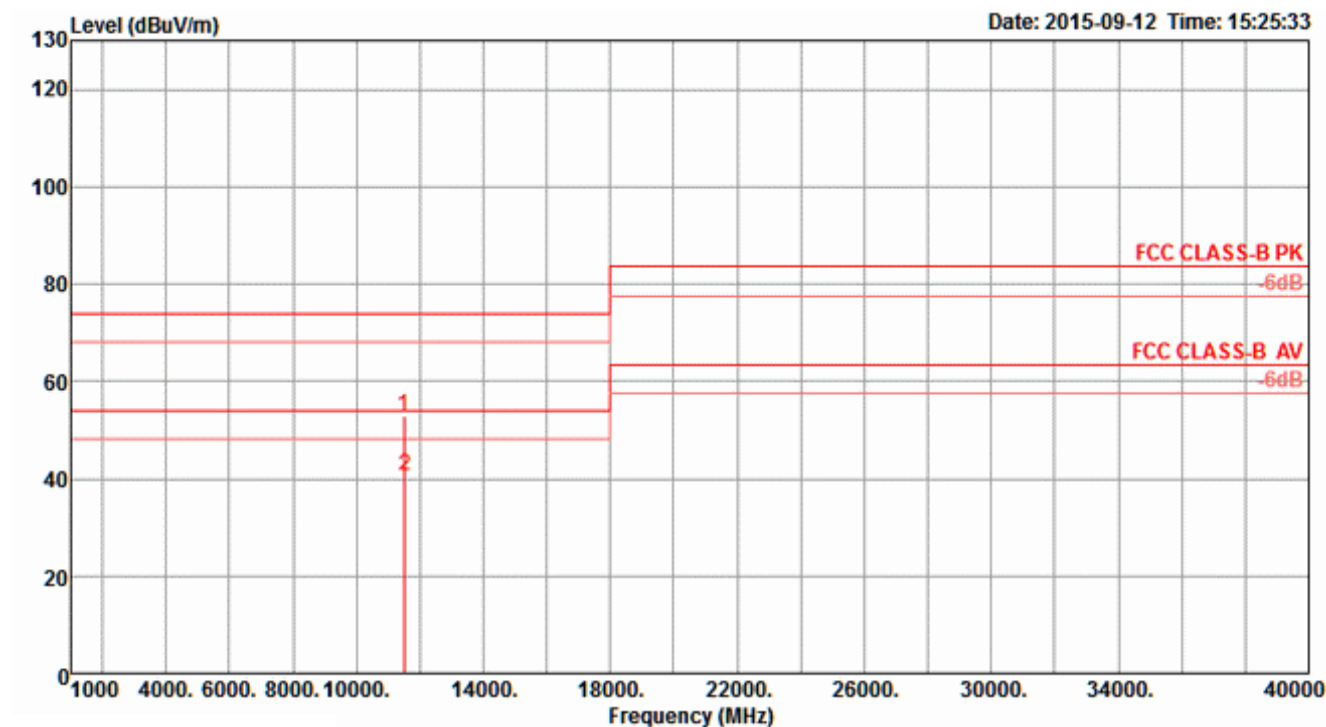
Vertical



	Freq	Level	Limit	Over	Read	CableAntenna	Preamp	T/Pos	A/Pos	Remark	Pol/Phase
	MHz	dBuV/m	dBuV/m	dB	dBuV	dB	dB/m	dB	deg	cm	
1	15681.08	55.62	74.00	-18.38	44.32	7.61	38.44	34.75	263	151	Peak
2	15687.76	42.77	54.00	-11.23	31.47	7.61	38.44	34.75	263	151	Average

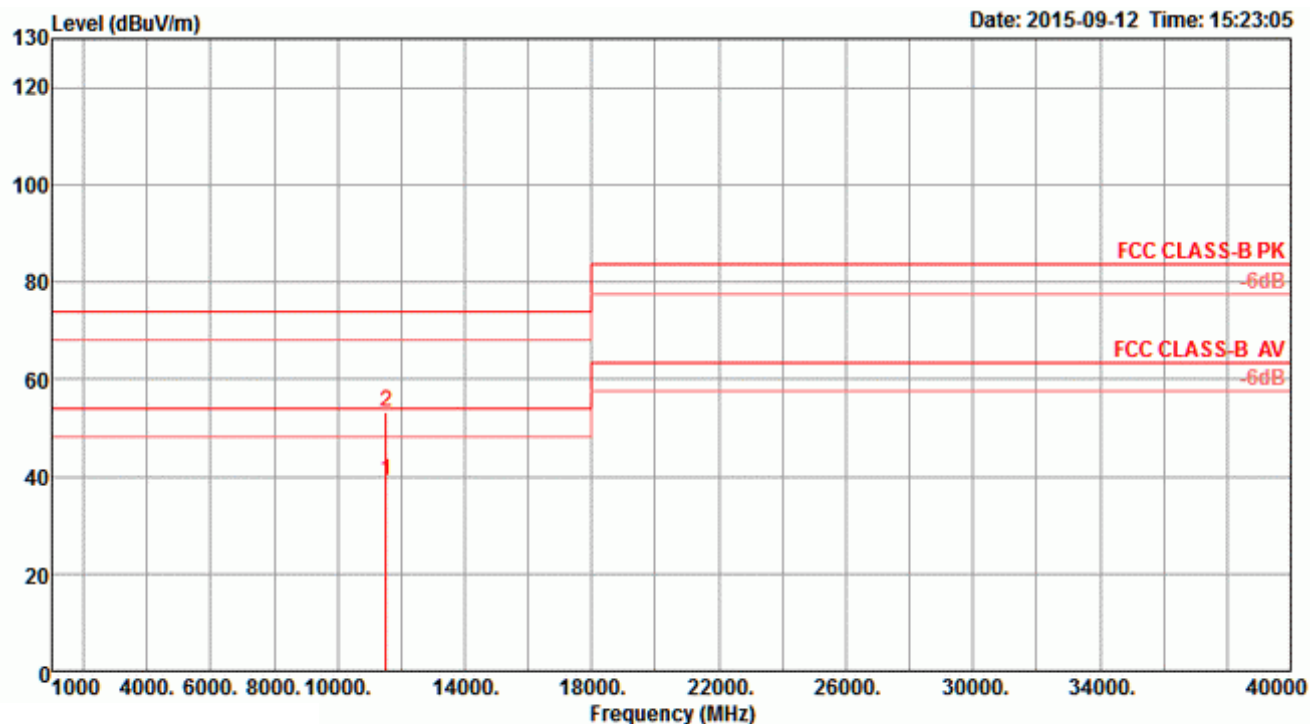
Temperature	26°C	Humidity	57%
Test Engineer	Roki Liu	Configurations	IEEE 802.11ac MCS0/Nss2 VHT40 CH 151 / Chain 5 + Chain 6 + Chain 7 + Chain 8

Horizontal



	Freq	Level	Limit	Over	Read	CableAntenna	Preamp	T/Pos	A/Pos	Remark	Pol/Phase
	MHz	dBuV/m	dBuV/m	dB	dBuV	dB	dB/m	dB	deg	cm	
1	11507.92	53.01	74.00	-20.99	42.39	6.54	38.70	34.62	80	164	Peak
2	11512.42	40.40	54.00	-13.60	29.78	6.54	38.70	34.62	80	164	Average

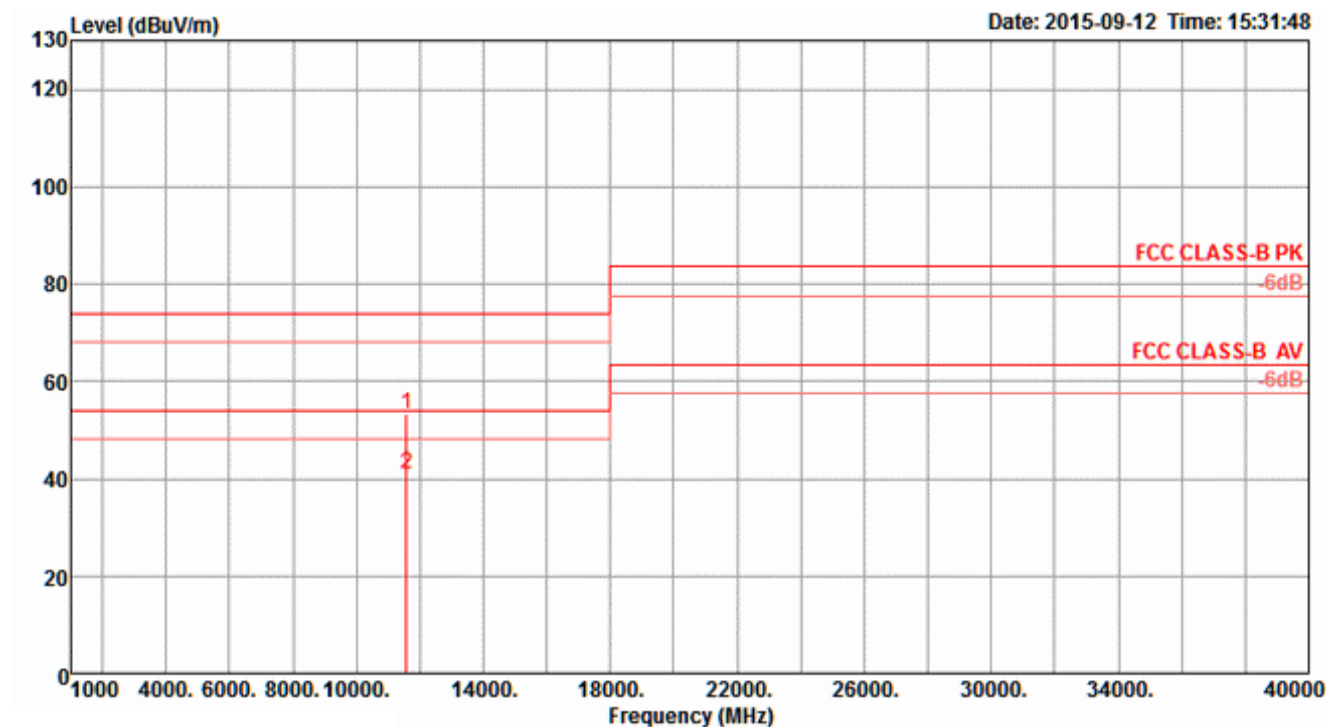
Vertical



	Freq	Level	Limit	Over	Read	CableAntenna	Preamp	T/Pos	A/Pos	Remark	Pol/Phase
	MHz	dBuV/m	dBuV/m	dB	dBuV	dB	dB/m	dB	deg	cm	
1	11511.22	39.29	54.00	-14.71	28.67	6.54	38.70	34.62	63	166	Average
2	11514.28	53.21	74.00	-20.79	42.59	6.54	38.70	34.62	63	166	Peak

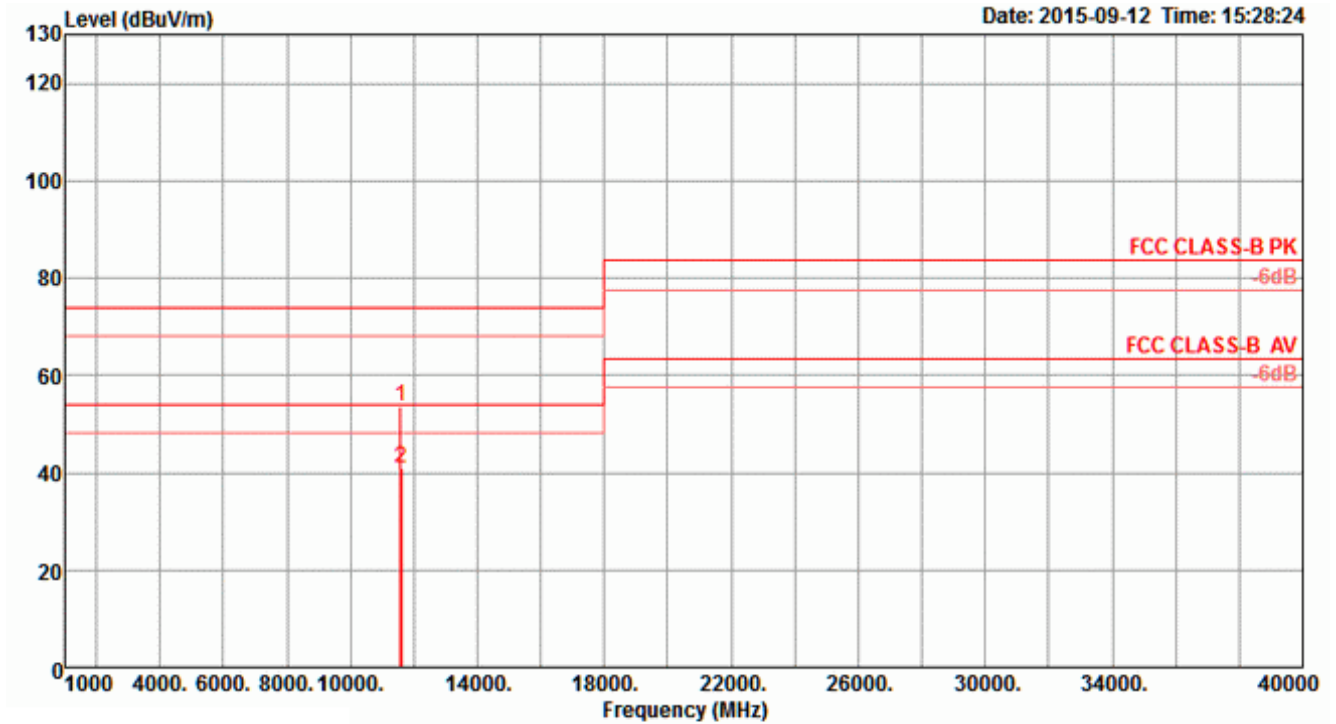
Temperature	26°C	Humidity	57%
Test Engineer	Roki Liu	Configurations	IEEE 802.11ac MCS0/Nss2 VHT40 CH 159 / Chain 5 + Chain 6 + Chain 7 + Chain 8

Horizontal



	Freq	Level	Limit	Over	Read	CableAntenna	Preamp	T/Pos	A/Pos	Remark	Pol/Phase
	MHz	dBuV/m	dBuV/m	dB	dBuV	dB	dB/m	dB	deg	cm	
1	11589.94	53.12	74.00	-20.88	42.50	6.55	38.72	34.65	119	164	Peak
2	11591.30	40.76	54.00	-13.24	30.14	6.55	38.72	34.65	119	164	Average

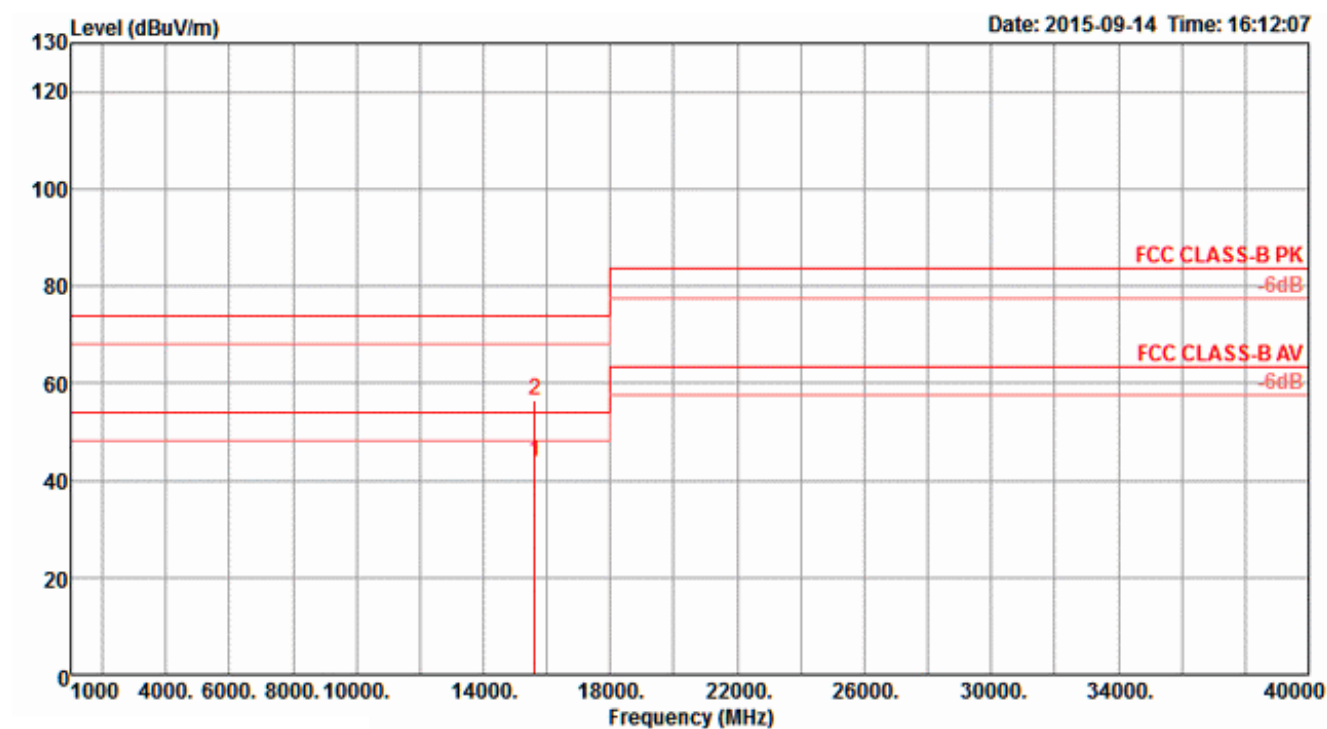
Vertical



	Freq	Level	Limit	Over	Read	Cable	Antenna	Preamp	T/Pos	A/Pos	Remark	Pol/Phase
	MHz	dBuV/m	dBuV/m	dB	dBuV	dB	dB/m	dB	deg	cm		
1	11586.00	53.49	74.00	-20.51	42.87	6.55	38.72	34.65	76	162	Peak	VERTICAL
2	11594.20	40.78	54.00	-13.22	30.16	6.55	38.72	34.65	76	162	Average	VERTICAL

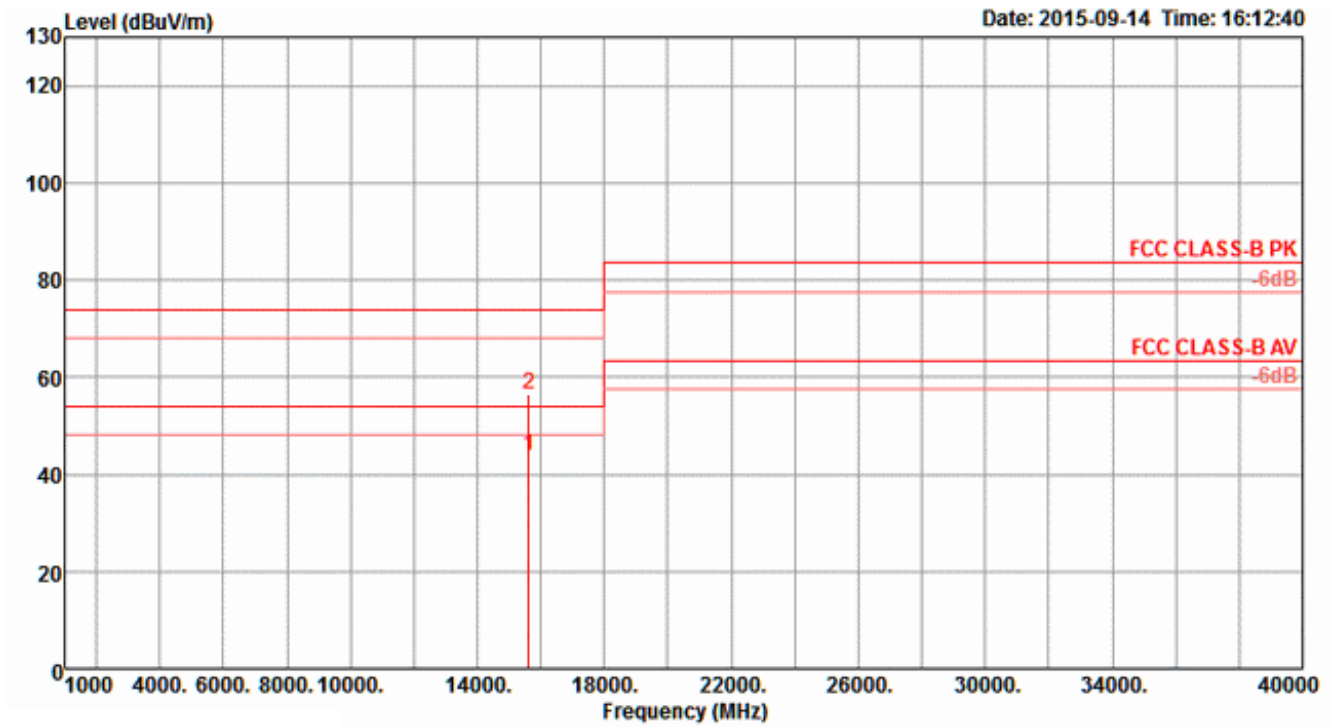
Temperature	26°C	Humidity	57%
Test Engineer	Roki Liu	Configurations	IEEE 802.11ac MCS0/Nss2 VHT80 CH 42 / Chain 5 + Chain 6 + Chain 7 + Chain 8

Horizontal



	Freq	Level	Limit	Over	Read	Cable	Antenna	Preamp	T/Pos	A/Pos	Remark	Pol/Phase
	MHz	dBuV/m	dBuV/m	dB	dBuV	Loss	Factor	Factor	deg	cm		
1	15620.04	43.84	54.00	-10.16	32.62	7.59	38.32	34.69	240	163	Average	HORIZONTAL
2	15622.04	56.57	74.00	-17.43	45.35	7.59	38.32	34.69	240	163	Peak	HORIZONTAL

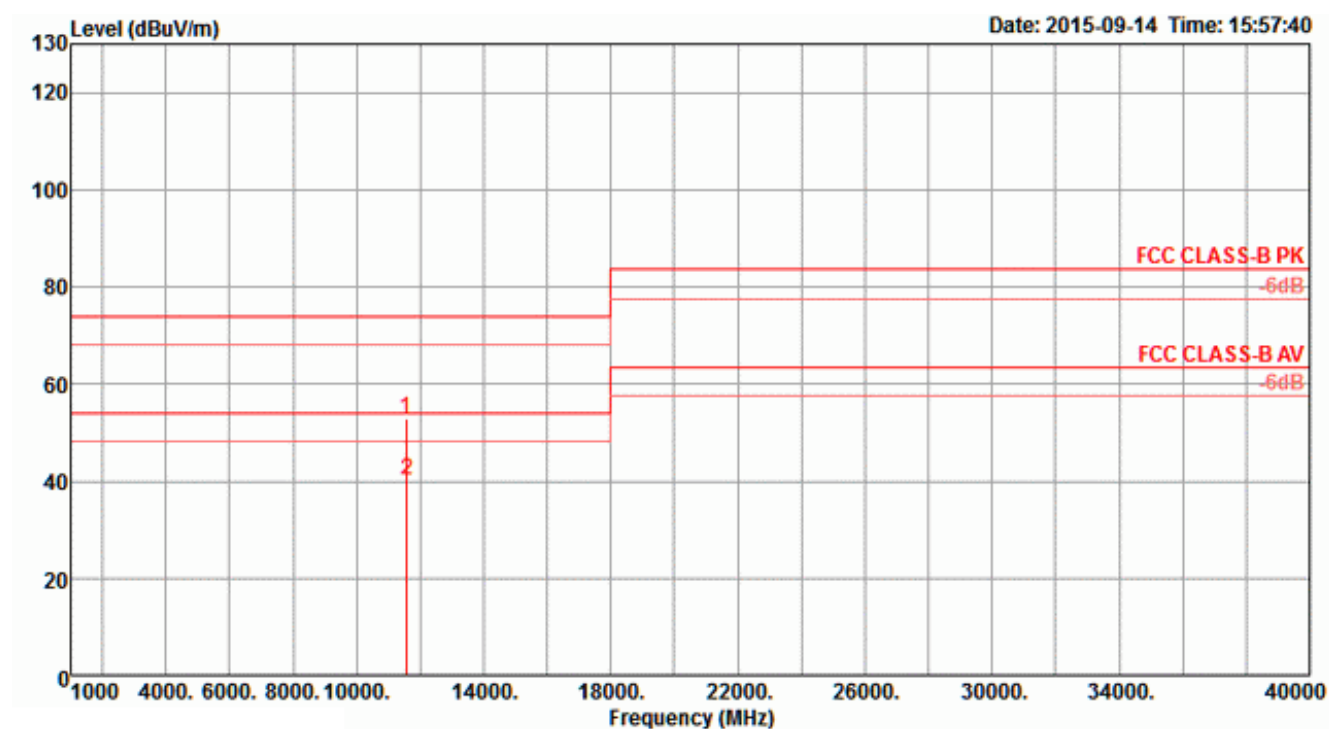
Vertical



	Freq	Level	Limit	Over	Read	Cable	Antenna	Preamp	T/Pos	A/Pos	Remark	Pol/Phase
	MHz	dBuV/m	dBuV/m	dB	dBuV	dB	dB/m	dB	deg	cm		
1	15624.12	43.80	54.00	-10.20	32.58	7.59	38.32	34.69	196	177	Average	VERTICAL
2	15629.40	56.66	74.00	-17.34	45.43	7.59	38.35	34.71	196	177	Peak	VERTICAL

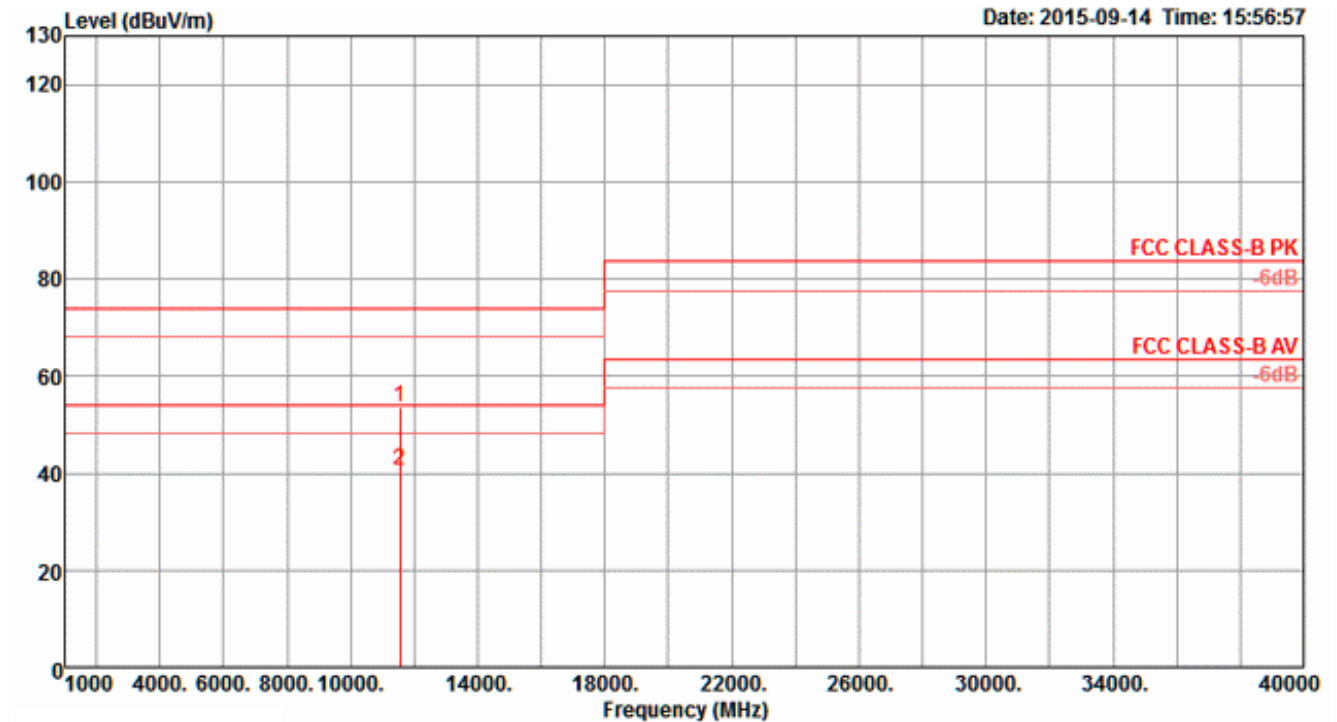
Temperature	26°C	Humidity	57%
Test Engineer	Roki Liu	Configurations	IEEE 802.11ac MCS0/Nss2 VHT80 CH 155 / Chain 5 + Chain 6 + Chain 7 + Chain 8

Horizontal



	Freq	Level	Limit	Over	Read	CableAntenna	Preamp	T/Pos	A/Pos	Remark	Pol/Phase
	MHz	dBuV/m	dBuV/m	dB	dBuV	Loss	Factor	Factor	deg	cm	
1	11563.76	52.76	74.00	-21.24	42.14	6.55	38.71	34.64	321	162 Peak	HORIZONTAL
2	11589.52	40.37	54.00	-13.63	29.75	6.55	38.72	34.65	321	162 Average	HORIZONTAL

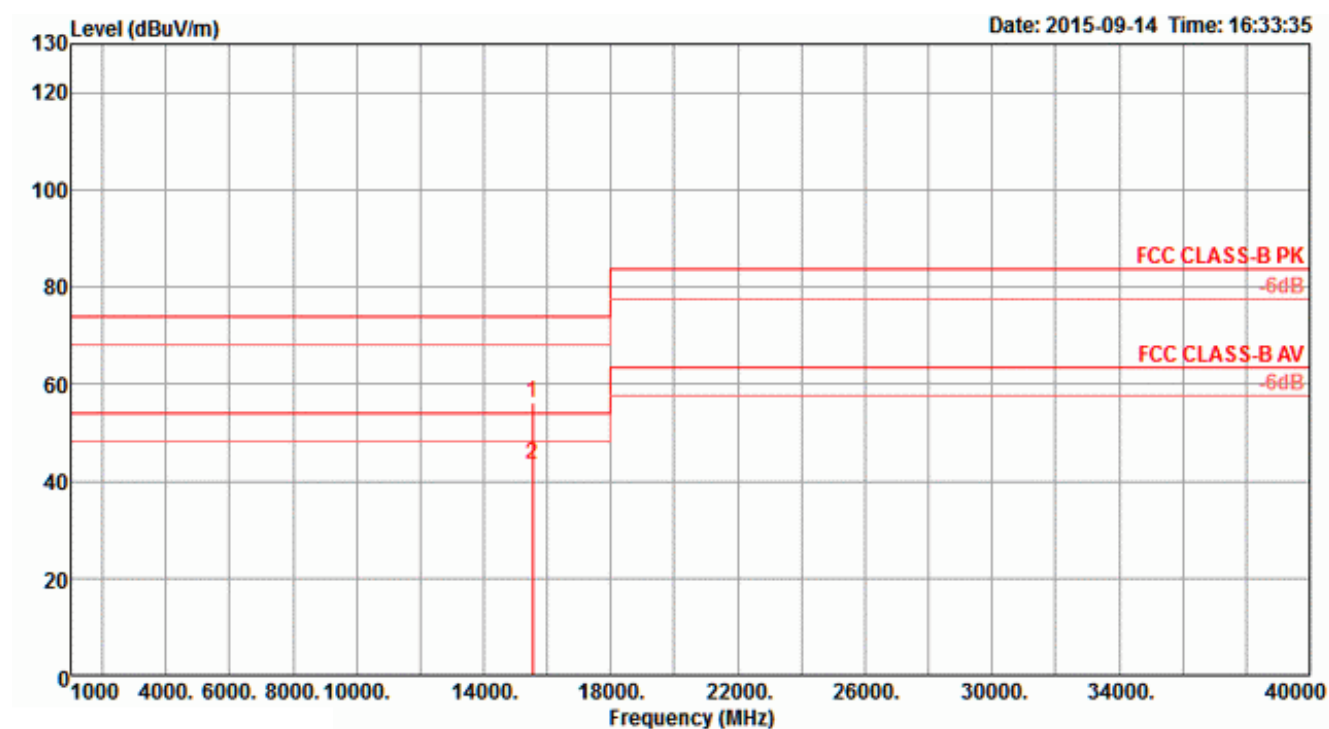
Vertical



	Freq	Level	Limit	Over	Read	CableAntenna	Preamp	T/Pos	A/Pos	Remark	Pol/Phase
	MHz	dBuV/m	dBuV/m	dB	dBuV	Loss	Factor	Factor	deg	cm	
1	11549.36	53.52	74.00	-20.48	42.90	6.55	38.71	34.64	280	178	Peak
2	11563.28	40.51	54.00	-13.49	29.89	6.55	38.71	34.64	280	178	Average

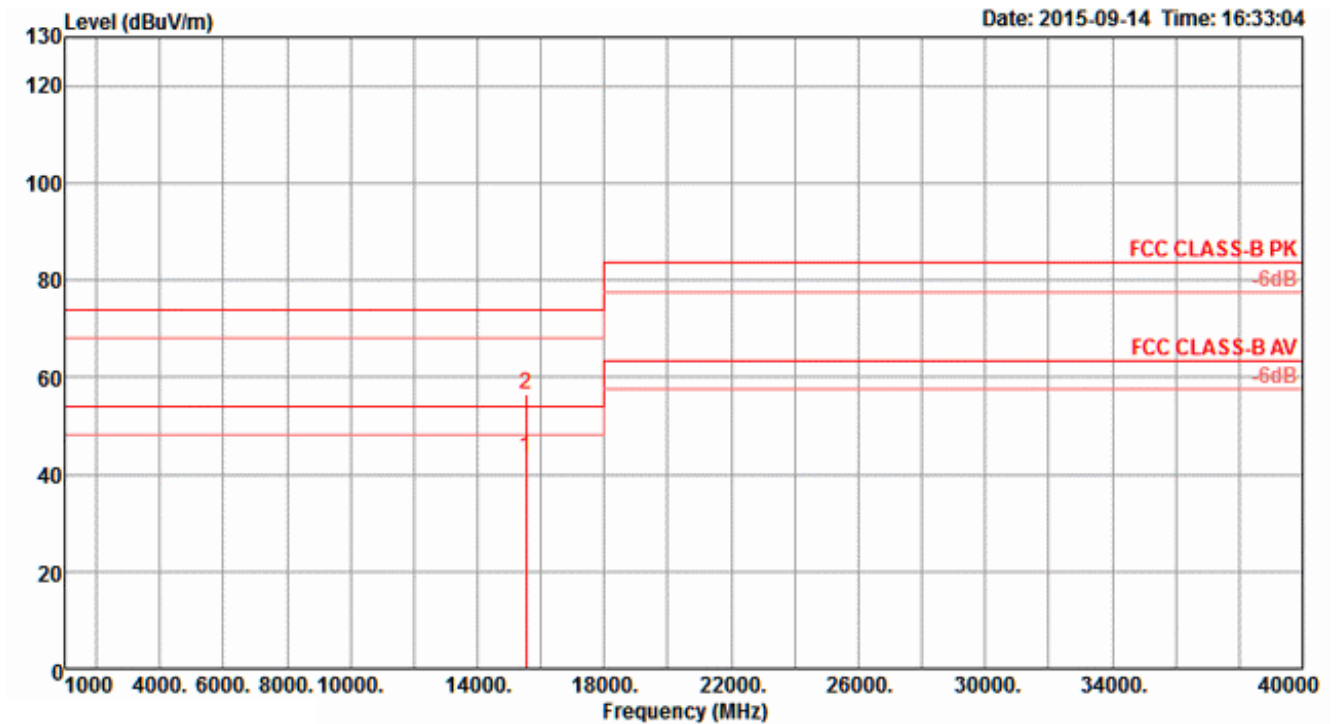
Temperature	26°C	Humidity	57%
Test Engineer	Roki Liu	Configurations	IEEE 802.11ac MCS0/Nss3 VHT20 CH 36 / Chain 5 + Chain 6 + Chain 7 + Chain 8

Horizontal



	Freq	Level	Limit	Over	Read	CableAntenna	Preamp	T/Pos	A/Pos	Remark	Pol/Phase
	MHz	dBuV/m	dBuV/m	dB	dBuV	Loss	Factor	Factor	deg	cm	
1	15532.72	55.96	74.00	-18.04	44.86	7.56	38.16	34.62	234	189 Peak	HORIZONTAL
2	15538.88	43.35	54.00	-10.65	32.25	7.56	38.16	34.62	234	189 Average	HORIZONTAL

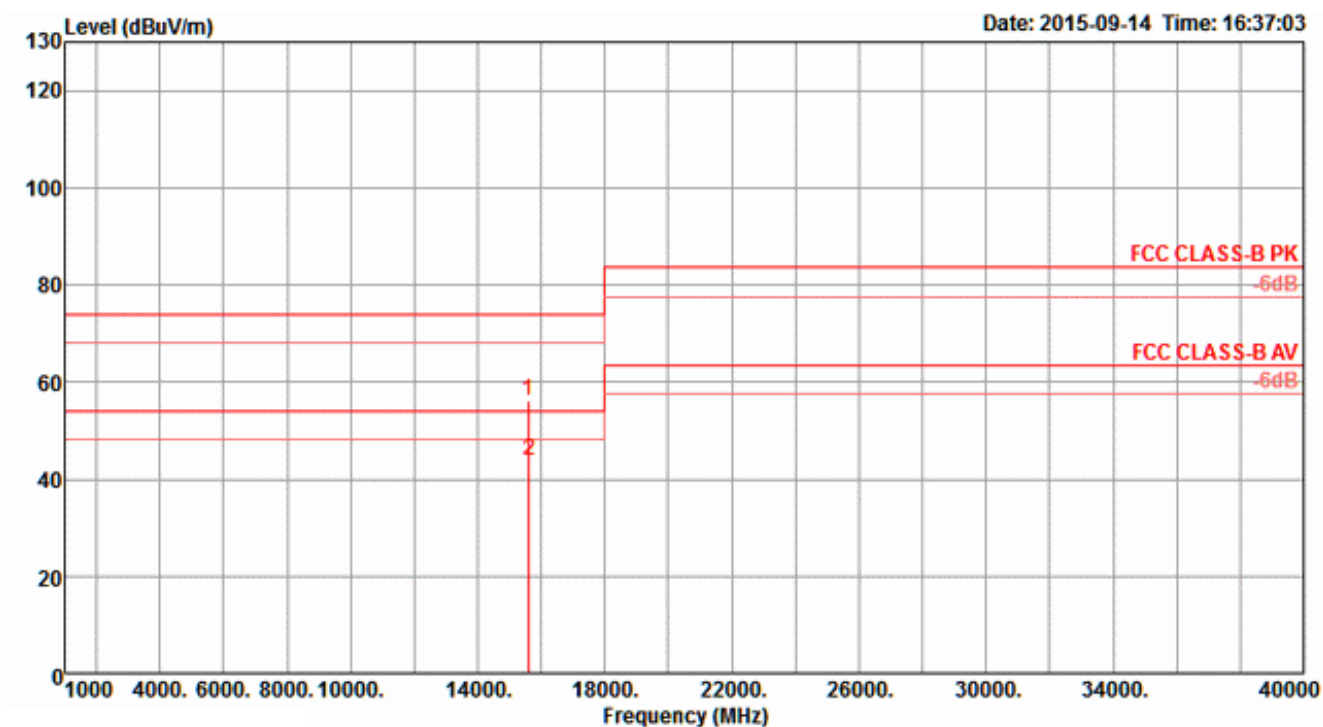
Vertical



	Freq	Level	Limit	Over	Read	Cable	Antenna	Preamp	T/Pos	A/Pos	Remark	Pol/Phase
	MHz	dBuV/m	dBuV/m	dB	dBuV	dB	dB/m	dB	deg	cm		
1	15535.48	43.44	54.00	-10.56	32.34	7.56	38.16	34.62	174	174	Average	VERTICAL
2	15539.44	56.57	74.00	-17.43	45.47	7.56	38.16	34.62	174	174	Peak	VERTICAL

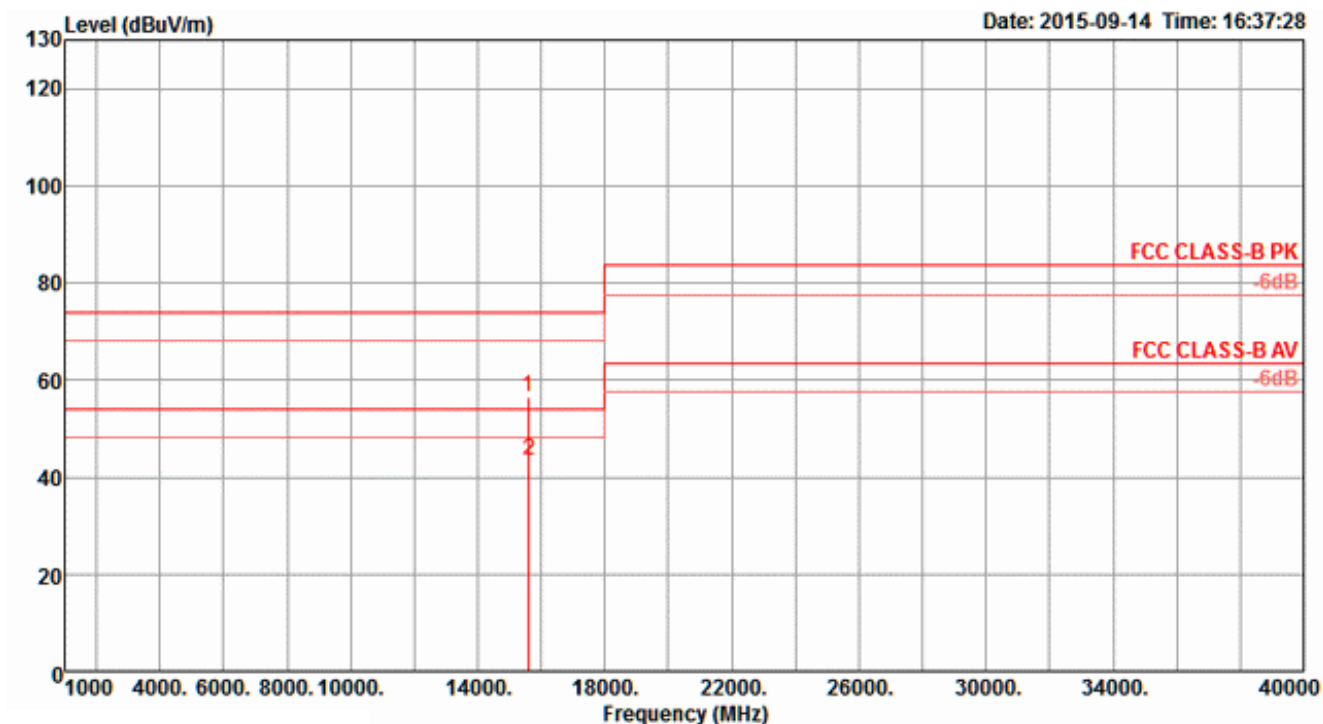
Temperature	26°C	Humidity	57%
Test Engineer	Roki Liu	Configurations	IEEE 802.11ac MCS0/Nss3 VHT20 CH 40 / Chain 5 + Chain 6 + Chain 7 + Chain 8

Horizontal



	Freq	Level	Limit	Over	Read	CableAntenna	Preamp	T/Pos	A/Pos	Remark	Pol/Phase
	MHz	dBuV/m	dBuV/m	dB	dBuV	Loss	Factor	Factor	deg	cm	
1	15600.44	55.98	74.00	-18.02	44.80	7.58	38.29	34.69	221	163 Peak	HORIZONTAL
2	15606.28	43.70	54.00	-10.30	32.52	7.58	38.29	34.69	221	163 Average	HORIZONTAL

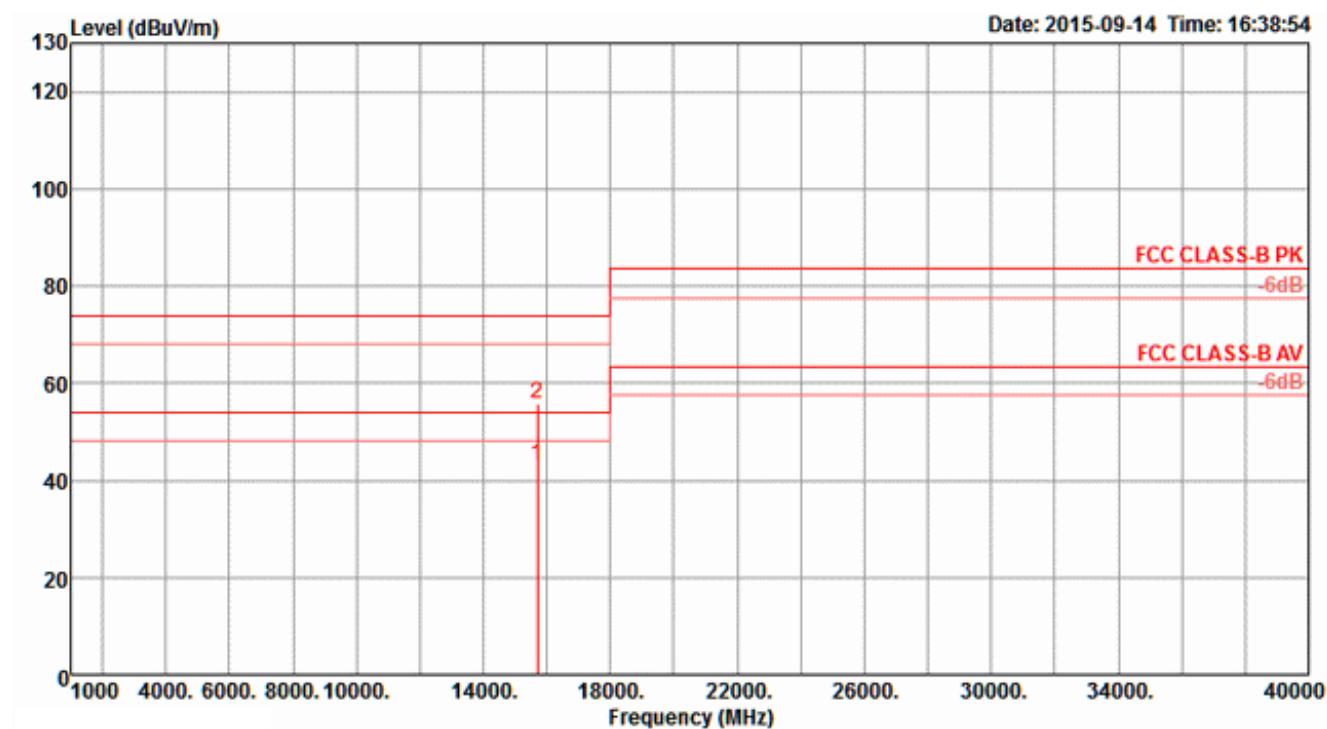
Vertical



	Freq	Level	Limit	Over	Read	CableAntenna	Preamp	T/Pos	A/Pos	Remark	Pol/Phase
	MHz	dBuV/m	dBuV/m	dB	dBuV	dB	dB/m	dB	deg	cm	
1	15600.08	56.52	74.00	-17.48	45.34	7.58	38.29	34.69	224	131	Peak
2	15606.08	43.50	54.00	-10.50	32.32	7.58	38.29	34.69	224	131	Average

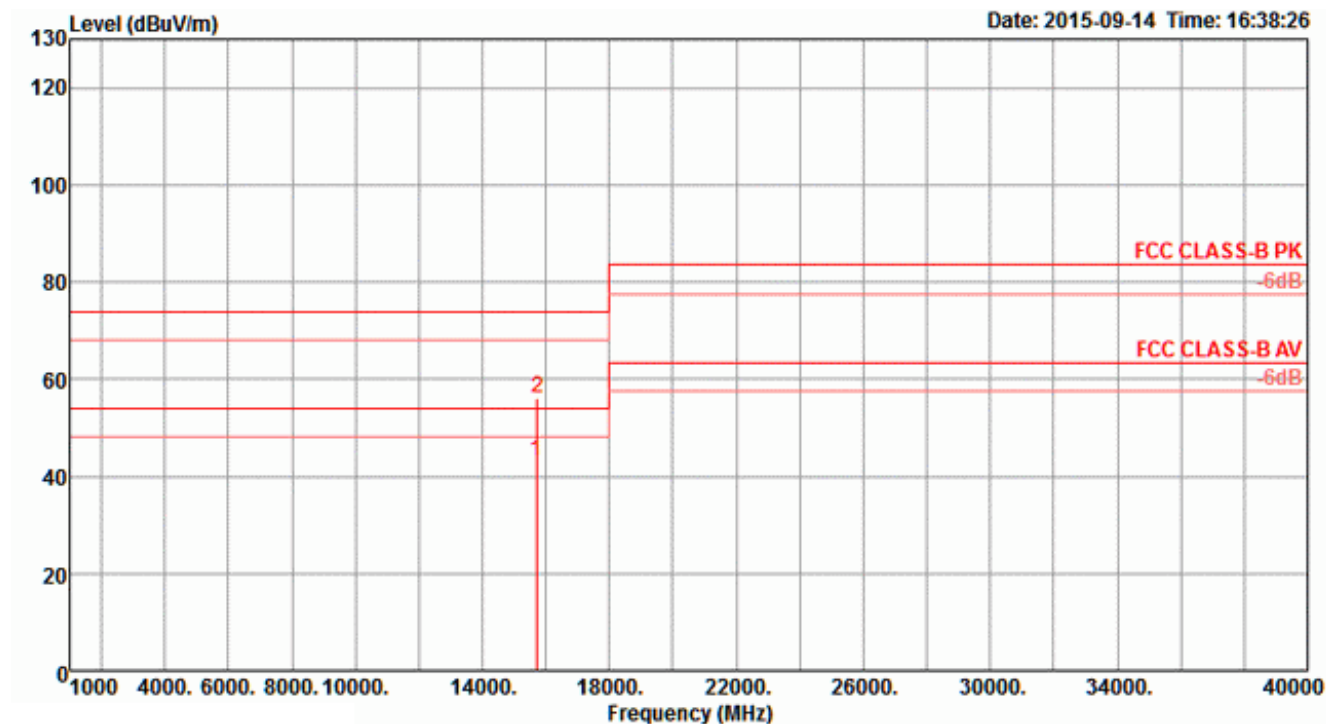
Temperature	26°C	Humidity	57%
Test Engineer	Roki Liu	Configurations	IEEE 802.11ac MCS0/Nss3 VHT20 CH 48 / Chain 5 + Chain 6 + Chain 7 + Chain 8

Horizontal



	Freq	Level	Limit	Over	Read	CableAntenna	Preamp	T/Pos	A/Pos	Remark	Pol/Phase
	MHz	dBuV/m	dBuV/m	dB	dBuV	Loss	Factor	Factor	deg	cm	
1	15712.92	43.09	54.00	-10.91	31.78	7.62	38.47	34.78	226	152	Average
2	15713.92	55.70	74.00	-18.30	44.36	7.62	38.50	34.78	226	152	Peak

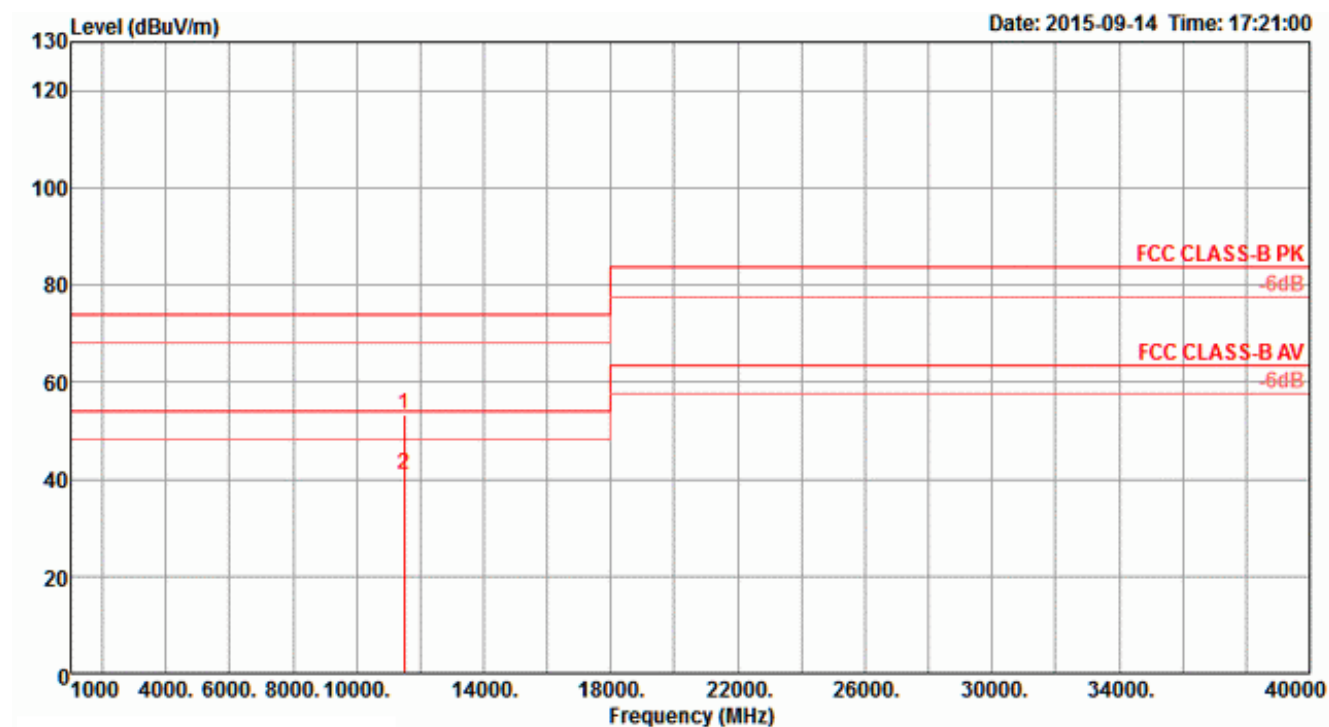
Vertical



	Freq	Level	Limit	Over	Read	Cable	Antenna	Preamp	T/Pos	A/Pos	Remark	Pol/Phase
	MHz	dBuV/m	dBuV/m	dB	dBuV	Loss	Factor	Factor	deg	cm		
1	15711.24	43.17	54.00	-10.83	31.86	7.62	38.47	34.78	254	161	Average	VERTICAL
2	15716.92	56.07	74.00	-17.93	44.73	7.62	38.50	34.78	254	161	Peak	VERTICAL

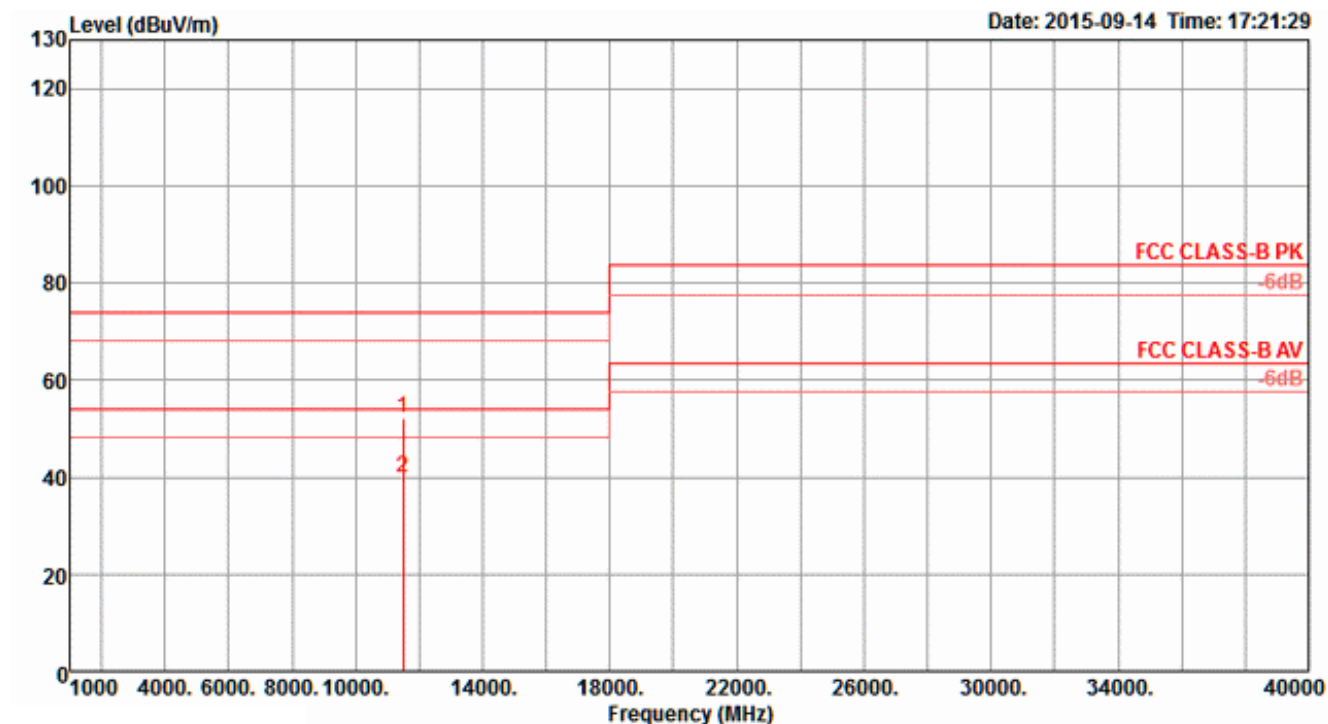
Temperature	26°C	Humidity	57%
Test Engineer	Roki Liu	Configurations	IEEE 802.11ac MCS0/Nss3 VHT20 CH 149 / Chain 5 + Chain 6 + Chain 7 + Chain 8

Horizontal



	Freq	Level	Limit	Over	Read	CableAntenna	Preamp	T/Pos	A/Pos	Remark	Pol/Phase
	MHz	dBuV/m	dBuV/m	dB	dBuV	dB	dB/m	dB	deg	cm	
1	11489.32	53.31	74.00	-20.69	42.70	6.53	38.70	34.62	123	156 Peak	HORIZONTAL
2	11499.28	40.84	54.00	-13.16	30.22	6.54	38.70	34.62	123	156 Average	HORIZONTAL

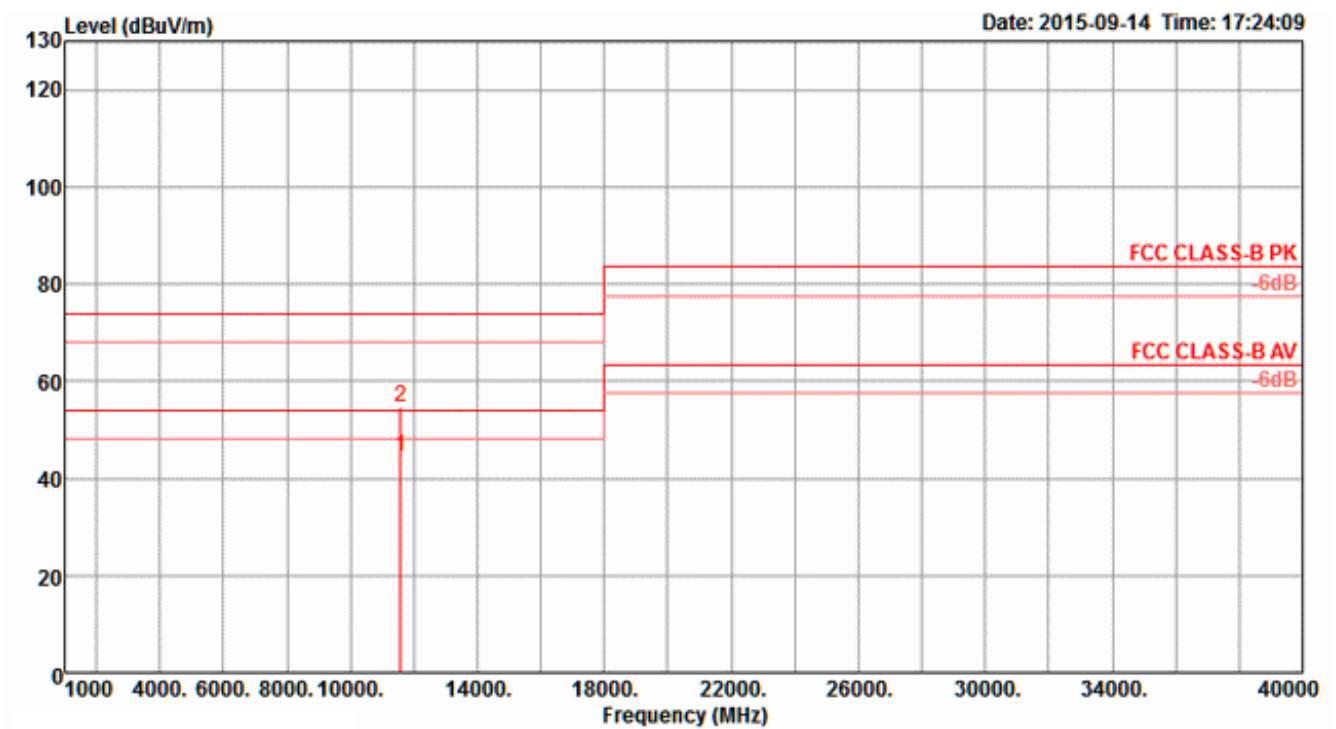
Vertical



	Freq	Level	Limit	Over	Read	CableAntenna	Preamp	T/Pos	A/Pos	Remark	Pol/Phase
	MHz	dBuV/m	dBuV/m	dB	dBuV	dB	dB/m	dB	deg	cm	
1	11488.80	52.12	74.00	-21.88	41.51	6.53	38.70	34.62	143	151	Peak
2	11497.48	39.66	54.00	-14.34	29.05	6.53	38.70	34.62	143	151	Average

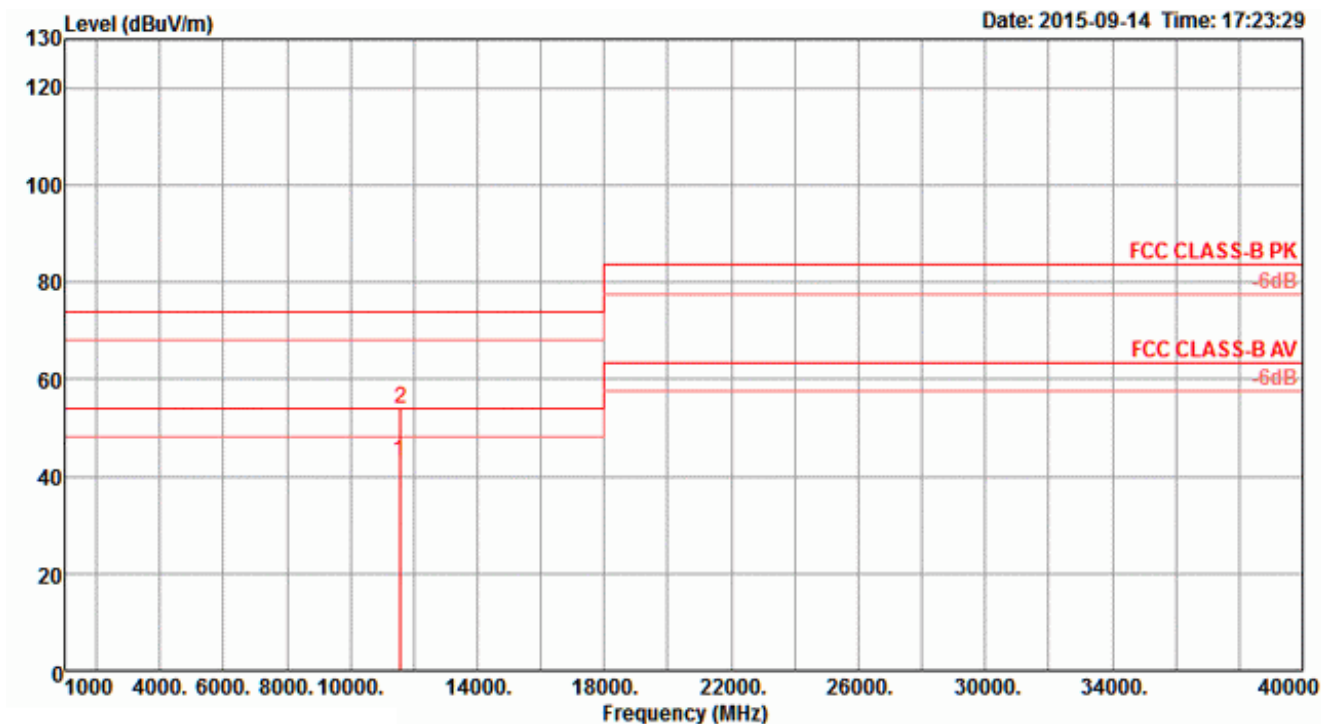
Temperature	26°C	Humidity	57%
Test Engineer	Roki Liu	Configurations	IEEE 802.11ac MCS0/Nss3 VHT20 CH 157 / Chain 5 + Chain 6 + Chain 7 + Chain 8

Horizontal



	Freq	Level	Limit	Over	Read	Cable	Antenna	Preamp	T/Pos	A/Pos	Remark	Pol/Phase
	MHz	dBuV/m	dBuV/m	dB	dBuV	Loss	Factor	Factor	deg	cm		
1	11566.16	44.43	54.00	-9.57	33.81	6.55	38.71	34.64	182	196	Average	HORIZONTAL
2	11569.04	54.56	74.00	-19.44	43.94	6.55	38.71	34.64	182	196	Peak	HORIZONTAL

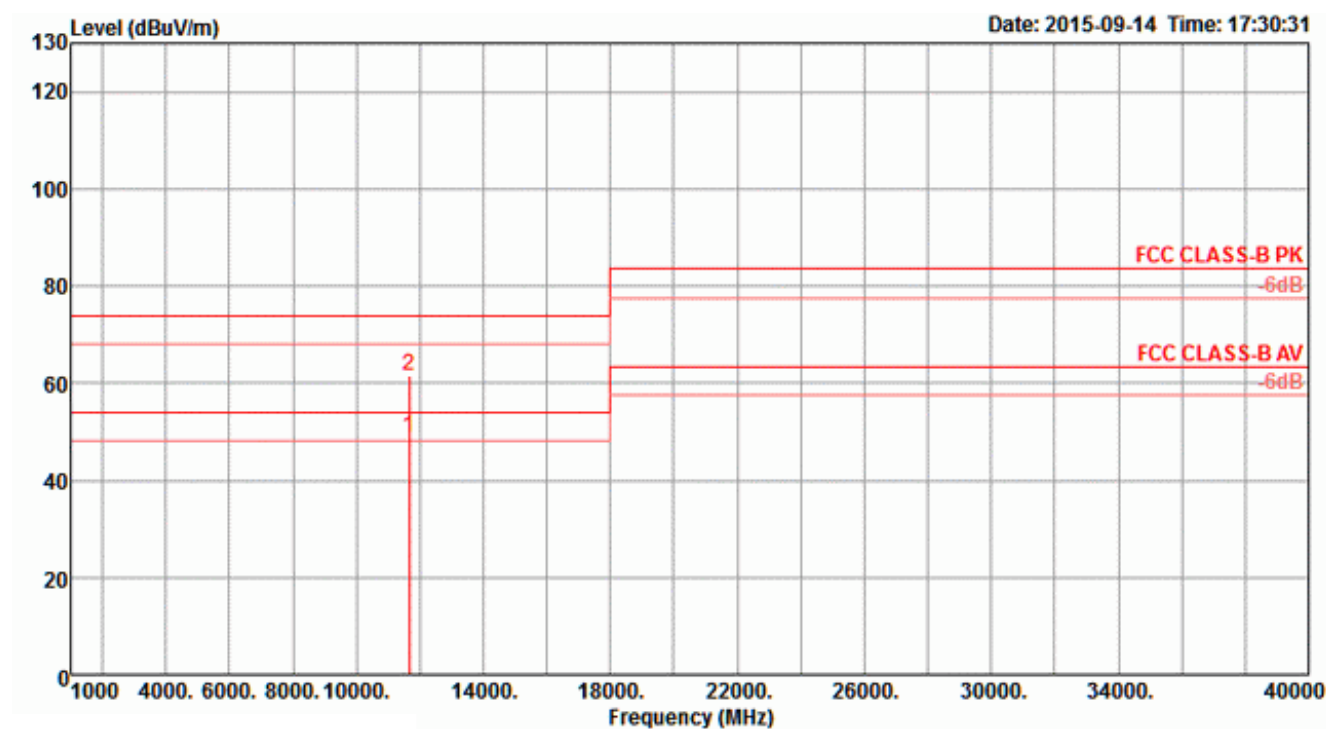
Vertical



	Freq	Level	Limit	Over	Read	Cable	Antenna	Preamp	T/Pos	A/Pos	Remark	Pol/Phase
	MHz	dBuV/m	dBuV/m	dB	dBuV	dB	dB/m	dB	deg	cm		
1	11565.12	43.04	54.00	-10.96	32.42	6.55	38.71	34.64	241	214	Average	VERTICAL
2	11568.60	53.98	74.00	-20.02	43.36	6.55	38.71	34.64	241	214	Peak	VERTICAL

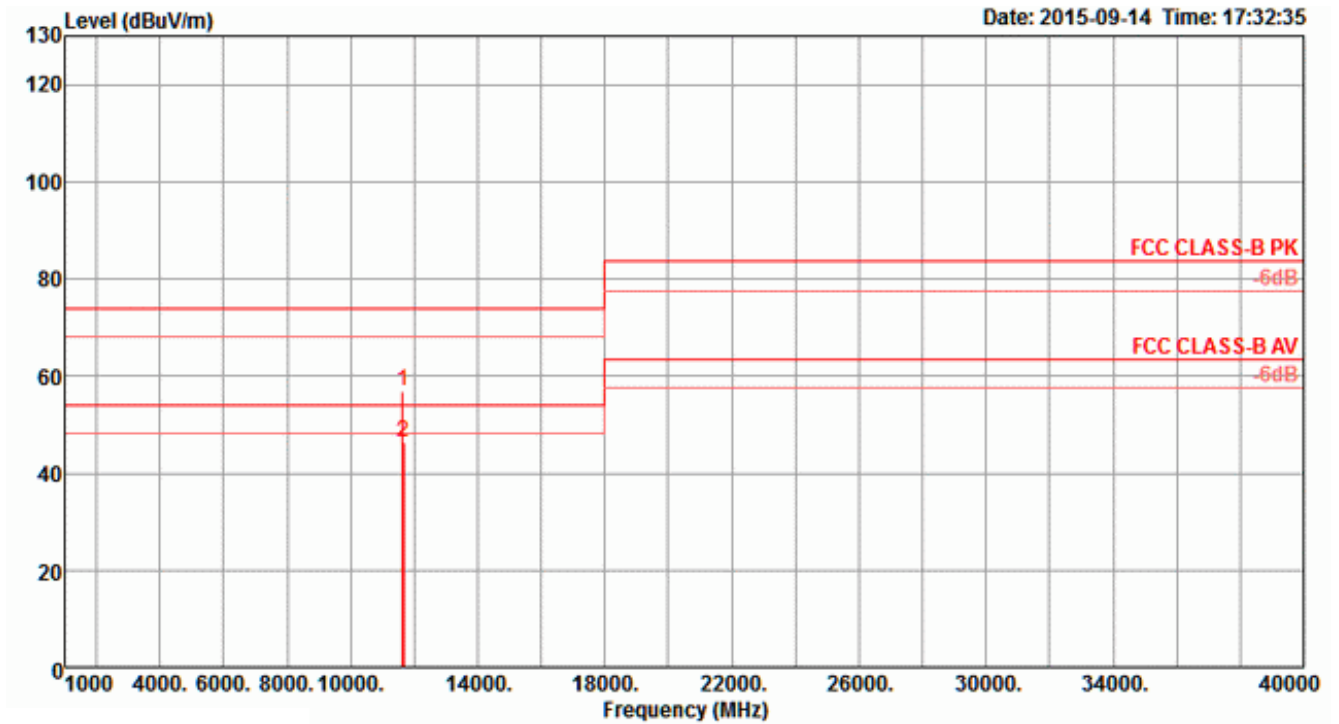
Temperature	26°C	Humidity	57%
Test Engineer	Roki Liu	Configurations	IEEE 802.11ac MCS0/Nss3 VHT20 CH 165 / Chain 5 + Chain 6 + Chain 7 + Chain 8

Horizontal



	Freq	Level	Limit	Over	Read	Cable	Antenna	Preamp	T/Pos	A/Pos	Remark	Pol/Phase
	MHz	dBuV/m	dBuV/m	dB	dBuV	Loss	Factor	Factor	deg	cm		
1	11650.28	48.84	54.00	-5.16	38.23	6.56	38.73	34.68	83	217	Average	HORIZONTAL
2	11651.88	61.70	74.00	-12.30	51.09	6.56	38.73	34.68	83	217	Peak	HORIZONTAL

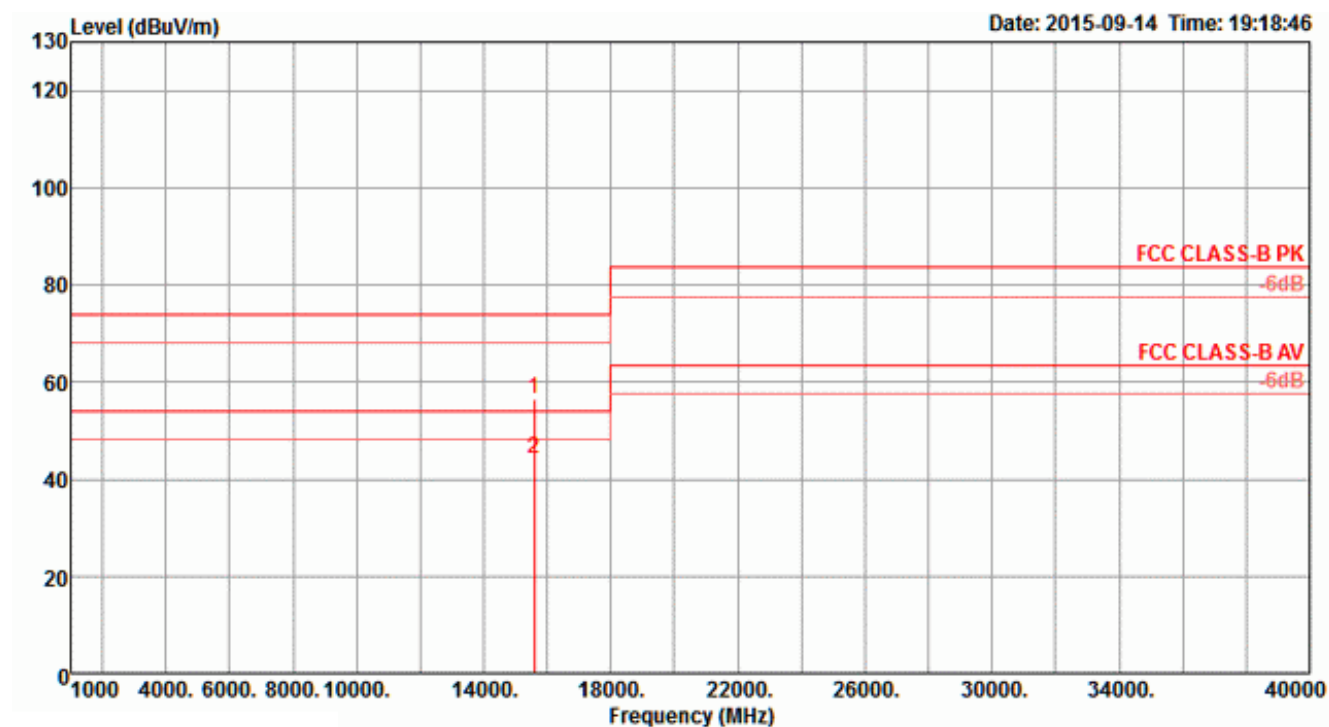
Vertical



	Freq	Level	Limit	Over	Read	CableAntenna	Preamp	T/Pos	A/Pos	Remark	Pol/Phase
	MHz	dBuV/m	dBuV/m	dB	dBuV	Loss	Factor	Factor	deg	cm	
1	11644.12	56.88	74.00	-17.12	46.26	6.56	38.73	34.67	346	185 Peak	VERTICAL
2	11649.12	46.29	54.00	-7.71	35.68	6.56	38.73	34.68	346	185 Average	VERTICAL

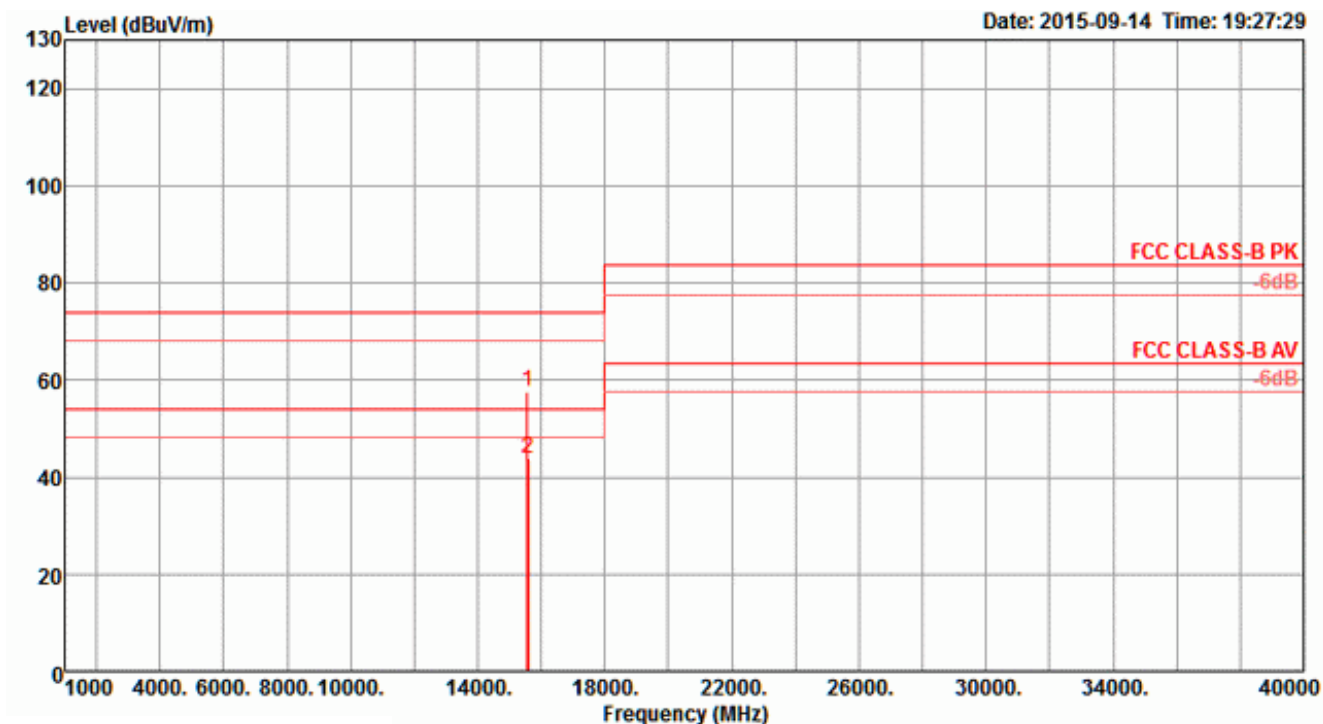
Temperature	26°C	Humidity	57%
Test Engineer	Roki Liu	Configurations	IEEE 802.11ac MCS0/Nss3 VHT40 CH 38 / Chain 5 + Chain 6 + Chain 7 + Chain 8

Horizontal



	Freq	Level	Limit	Over	Read	CableAntenna	Preamp	T/Pos	A/Pos	Remark	Pol/Phase
	MHz	dBuV/m	dBuV/m	dB	dBuV	Loss	Factor	Factor	deg	cm	
1	15578.50	56.49	74.00	-17.51	45.33	7.57	38.26	34.67	42	184 Peak	HORIZONTAL
2	15594.90	44.03	54.00	-9.97	32.83	7.58	38.29	34.67	42	184 Average	HORIZONTAL

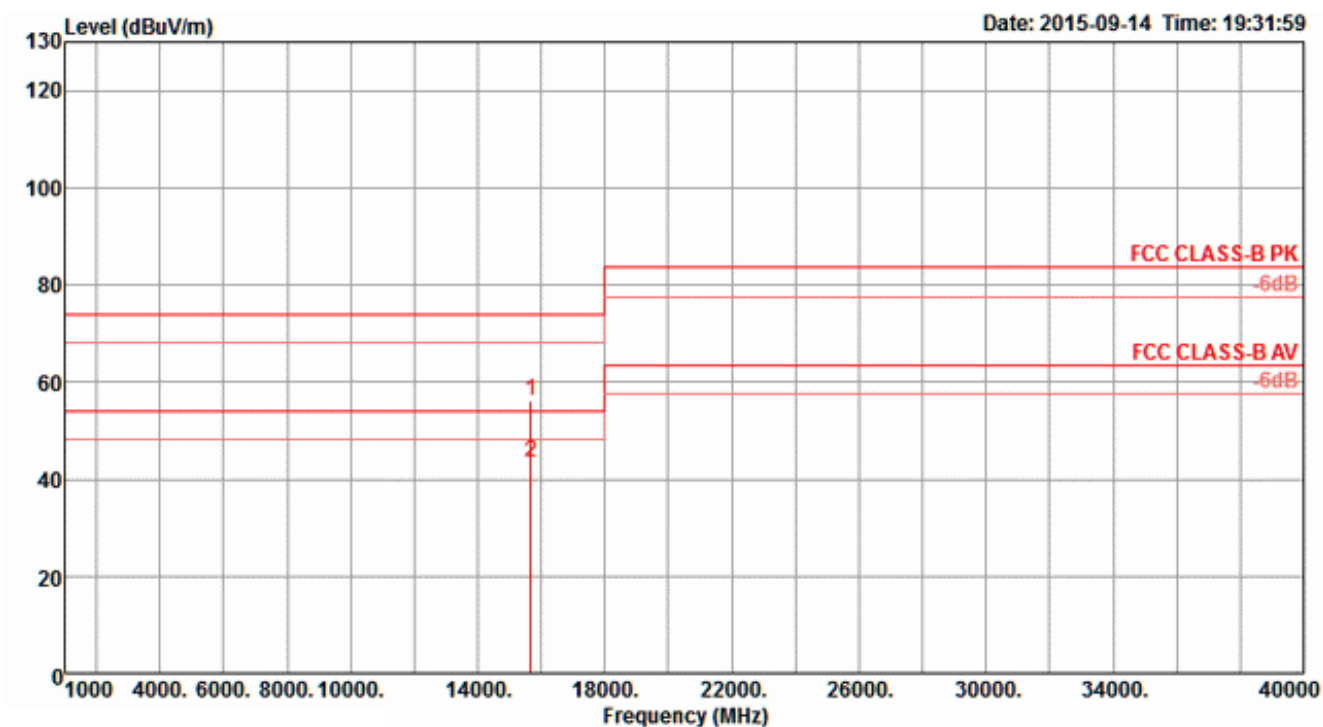
Vertical



	Freq	Level	Limit	Over	Read	Cable	Antenna	Preamp	T/Pos	A/Pos	Remark	Pol/Phase
	MHz	dBuV/m	dBuV/m	dB	dBuV	dB	dB/m	dB	deg	cm		
1	15564.40	57.40	74.00	-16.60	46.25	7.57	38.22	34.64	321	162	Peak	VERTICAL
2	15589.80	43.90	54.00	-10.10	32.74	7.57	38.26	34.67	321	162	Average	VERTICAL

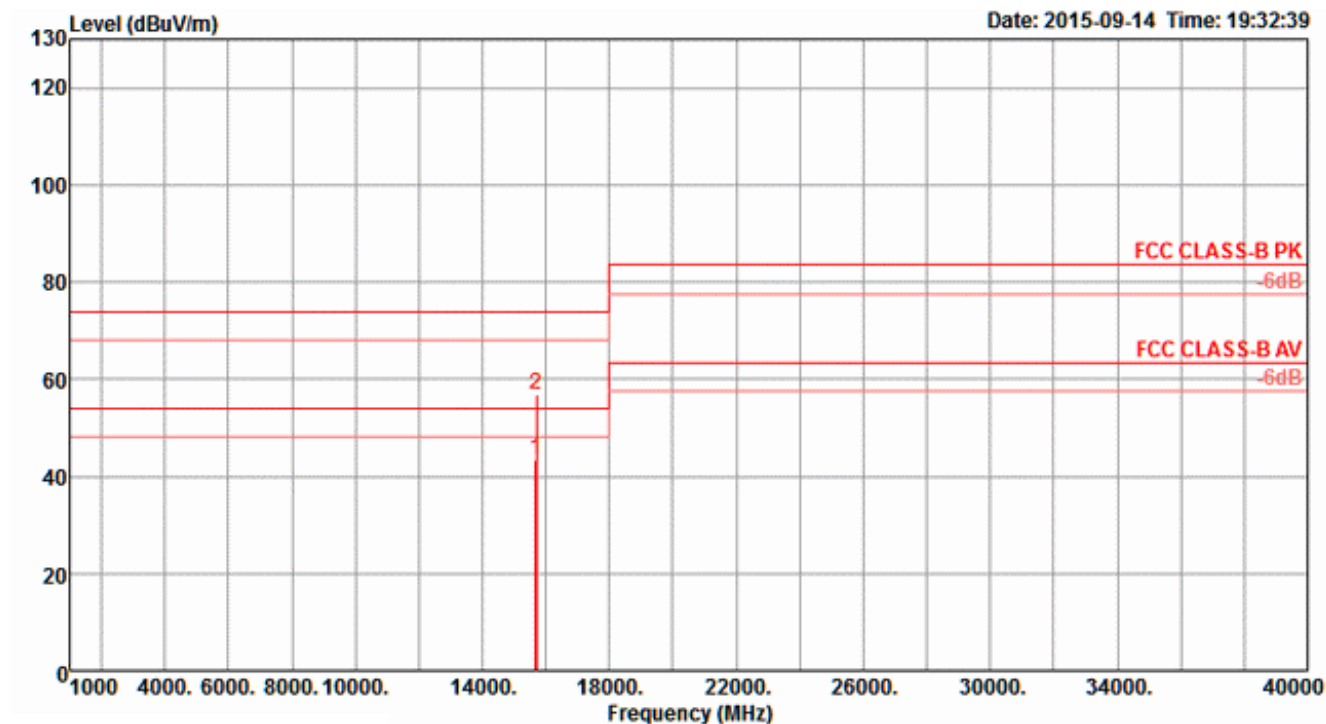
Temperature	26°C	Humidity	57%
Test Engineer	Roki Liu	Configurations	IEEE 802.11ac MCS0/Nss3 VHT40 CH 46 / Chain 5 + Chain 6 + Chain 7 + Chain 8

Horizontal



	Freq	Level	Limit	Over	Read	CableAntenna	Preamp	T/Pos	A/Pos	Remark	Pol/Phase
	MHz	dBuV/m	dBuV/m	dB	dBuV	Loss	Factor	Factor	deg	cm	
1	15674.00	56.27	74.00	-17.73	44.99	7.60	38.41	34.73	233	184 Peak	HORIZONTAL
2	15676.32	43.63	54.00	-10.37	32.37	7.60	38.41	34.75	233	184 Average	HORIZONTAL

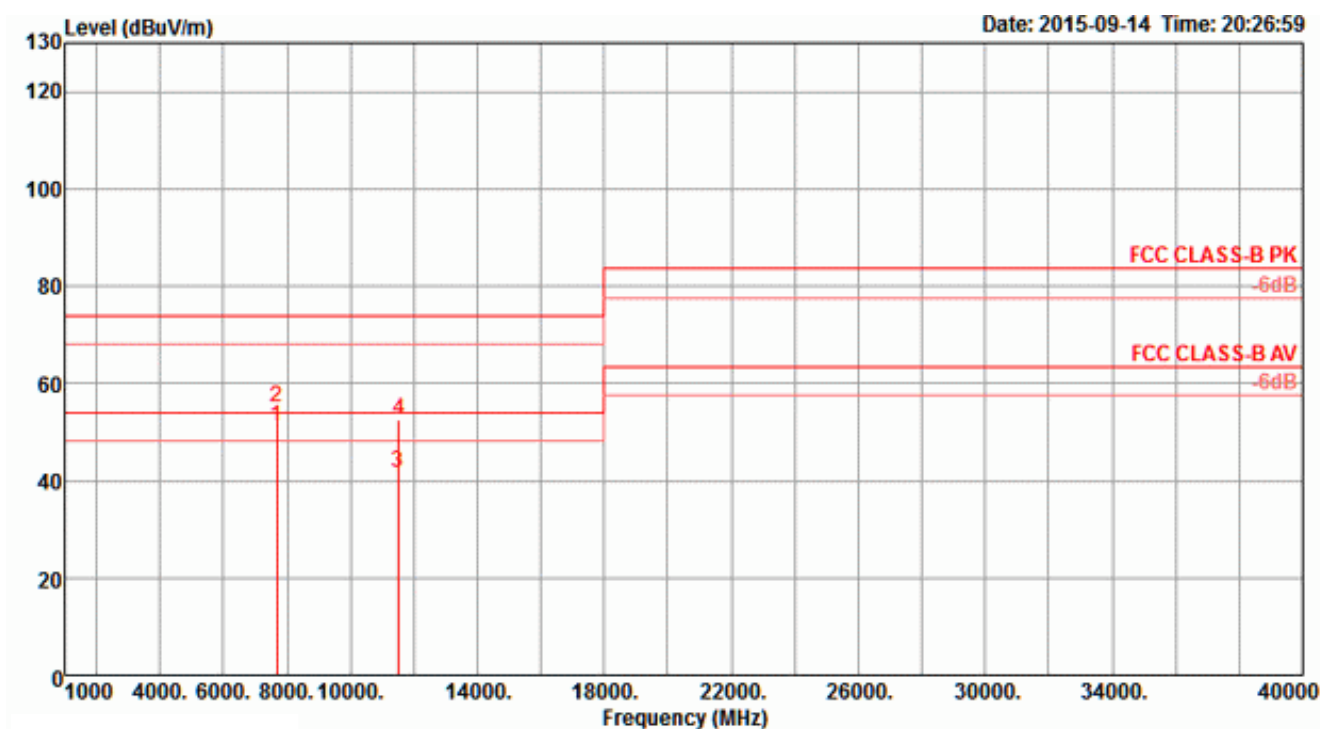
Vertical



	Freq	Level	Limit	Over	Read	Cable	Antenna	Preamp	T/Pos	A/Pos	Remark	Pol/Phase
	MHz	dBuV/m	dBuV/m	dB	dBuV	dB	dB/m	dB	deg	cm		
1	15686.88	43.60	54.00	-10.40	32.30	7.61	38.44	34.75	160	190	Average	VERTICAL
2	15706.88	56.89	74.00	-17.11	45.58	7.62	38.47	34.78	160	190	Peak	VERTICAL

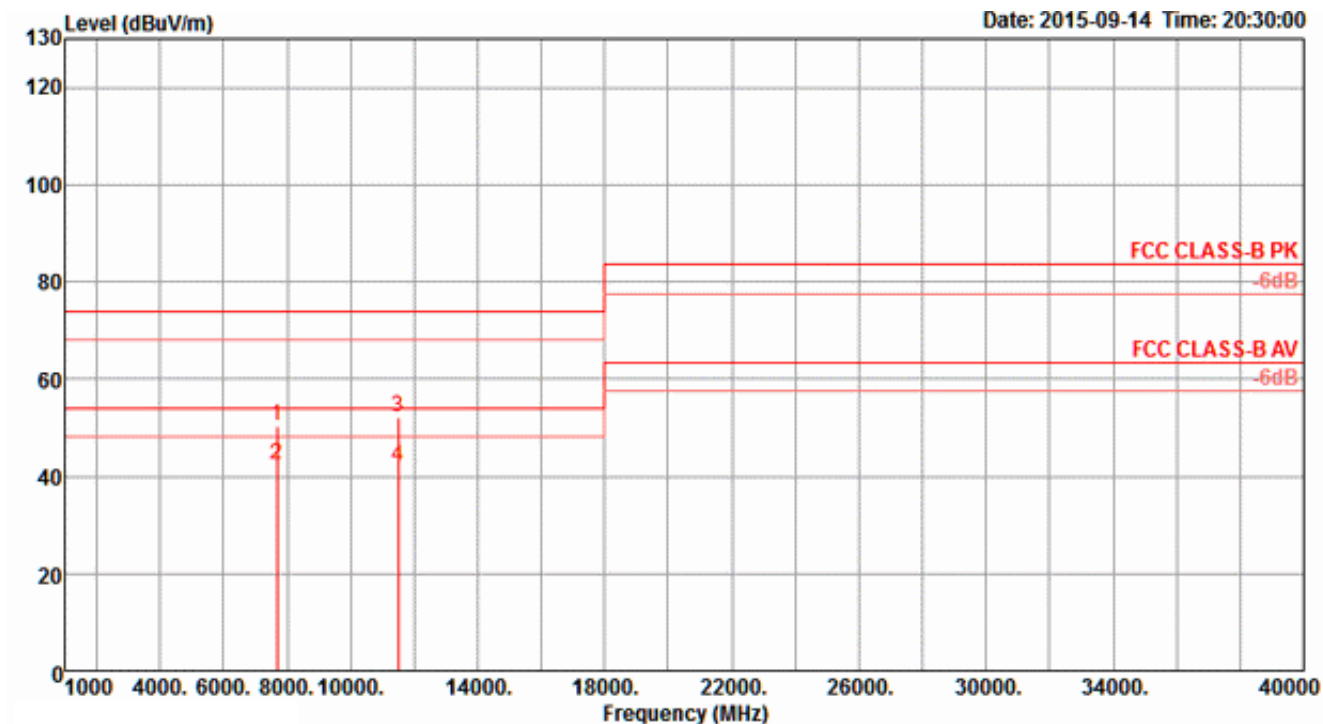
Temperature	26°C	Humidity	57%
Test Engineer	Roki Liu	Configurations	IEEE 802.11ac MCS0/Nss3 VHT40 CH 151 / Chain 5 + Chain 6 + Chain 7 + Chain 8

Horizontal



	Freq	Level	Limit	Over	Read	Cable	Antenna	Preamp	T/Pos	A/Pos	Remark	Pol/Phase
	MHz	dBuV/m	dBuV/m	dB	dBuV	dB	dB/m	dB	deg	cm		
1	7673.30	50.93	54.00	-3.07	43.13	5.23	37.43	34.86	283	162	Average	HORIZONTAL
2	7673.36	54.92	74.00	-19.08	47.12	5.23	37.43	34.86	283	162	Peak	HORIZONTAL
3	11504.56	41.66	54.00	-12.34	31.04	6.54	38.70	34.62	254	180	Average	HORIZONTAL
4	11511.24	52.47	74.00	-21.53	41.85	6.54	38.70	34.62	254	180	Peak	HORIZONTAL

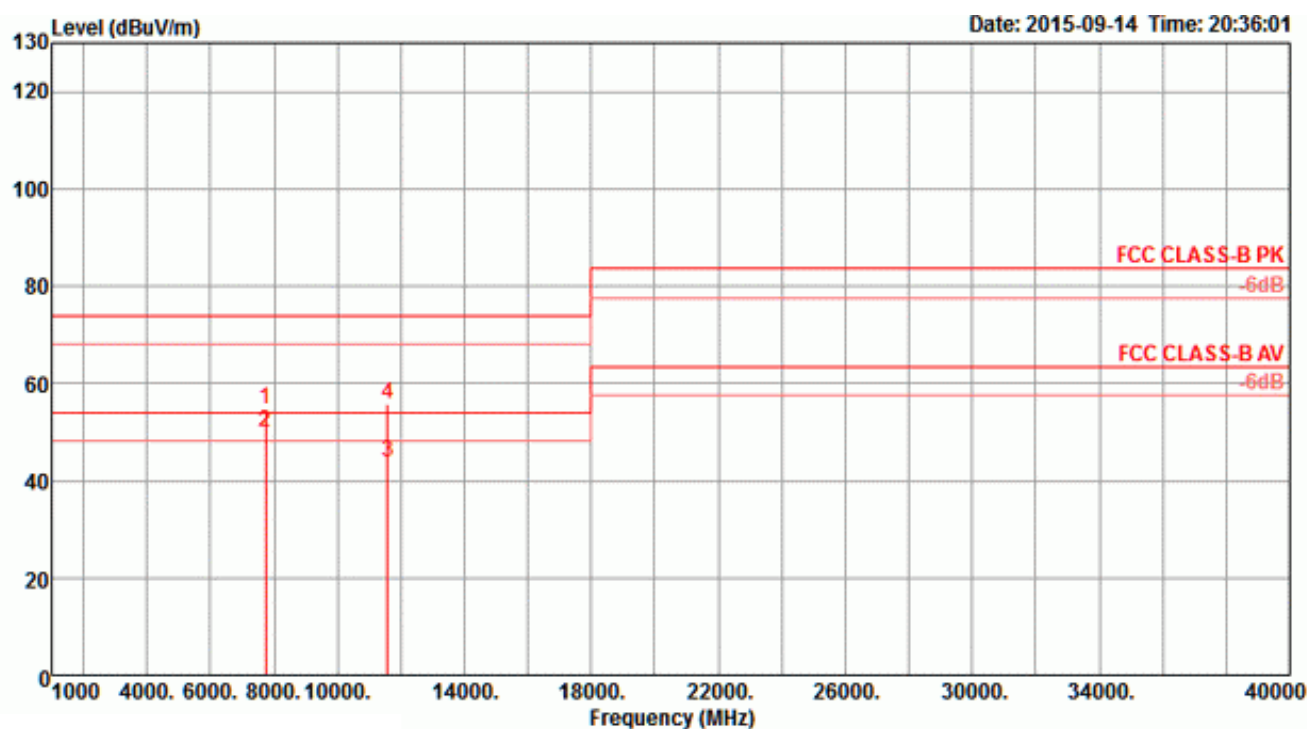
Vertical



	Freq	Level	Limit	Over	Read	Cable	Antenna	Preamp	T/Pos	A/Pos	Remark	Pol/Phase
	MHz	dBuV/m	dBuV/m	dB	dBuV	dB	dB/m	dB	deg	cm		
1	7673.31	50.30	74.00	-23.70	42.50	5.23	37.43	34.86	22	158	Peak	VERTICAL
2	7673.35	42.34	54.00	-11.66	34.54	5.23	37.43	34.86	22	158	Average	VERTICAL
3	11506.08	52.23	74.00	-21.77	41.61	6.54	38.70	34.62	311	162	Peak	VERTICAL
4	11507.80	41.83	54.00	-12.17	31.21	6.54	38.70	34.62	311	162	Average	VERTICAL

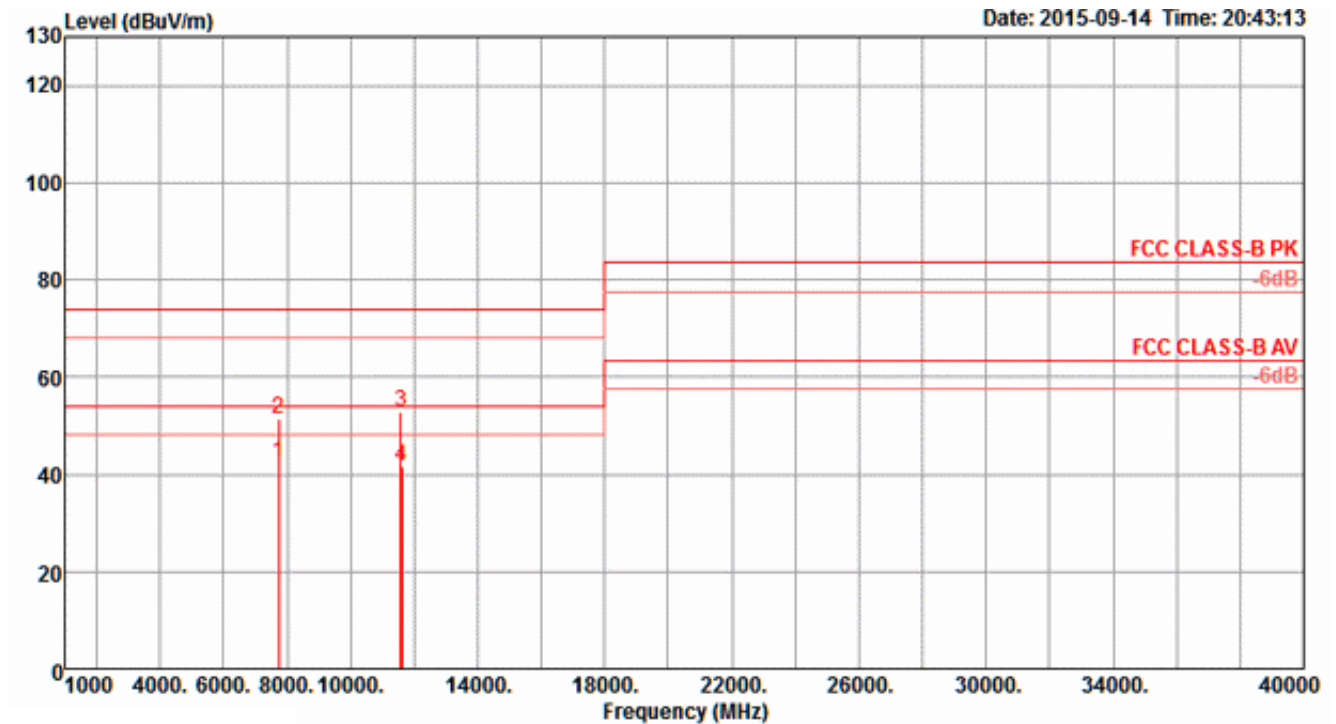
Temperature	26°C	Humidity	57%
Test Engineer	Roki Liu	Configurations	IEEE 802.11ac MCS0/Nss3 VHT40 CH 159 / Chain 5 + Chain 6 + Chain 7 + Chain 8

Horizontal



	Freq	Level	Limit	Over	Read	Cable	Antenna	Preamp	T/Pos	A/Pos	Remark	Pol/Phase
	MHz	dBuV/m	dBuV/m	Limit	Level	Loss	Factor	Factor	deg	cm		
1	7726.65	54.52	74.00	-19.48	46.73	5.26	37.41	34.88	282	157	Peak	HORIZONTAL
2	7726.67	50.13	54.00	-3.87	42.34	5.26	37.41	34.88	282	157	Average	HORIZONTAL
3	11584.48	43.66	54.00	-10.34	33.04	6.55	38.72	34.65	31	160	Average	HORIZONTAL
4	11584.96	55.74	74.00	-18.26	45.12	6.55	38.72	34.65	31	160	Peak	HORIZONTAL

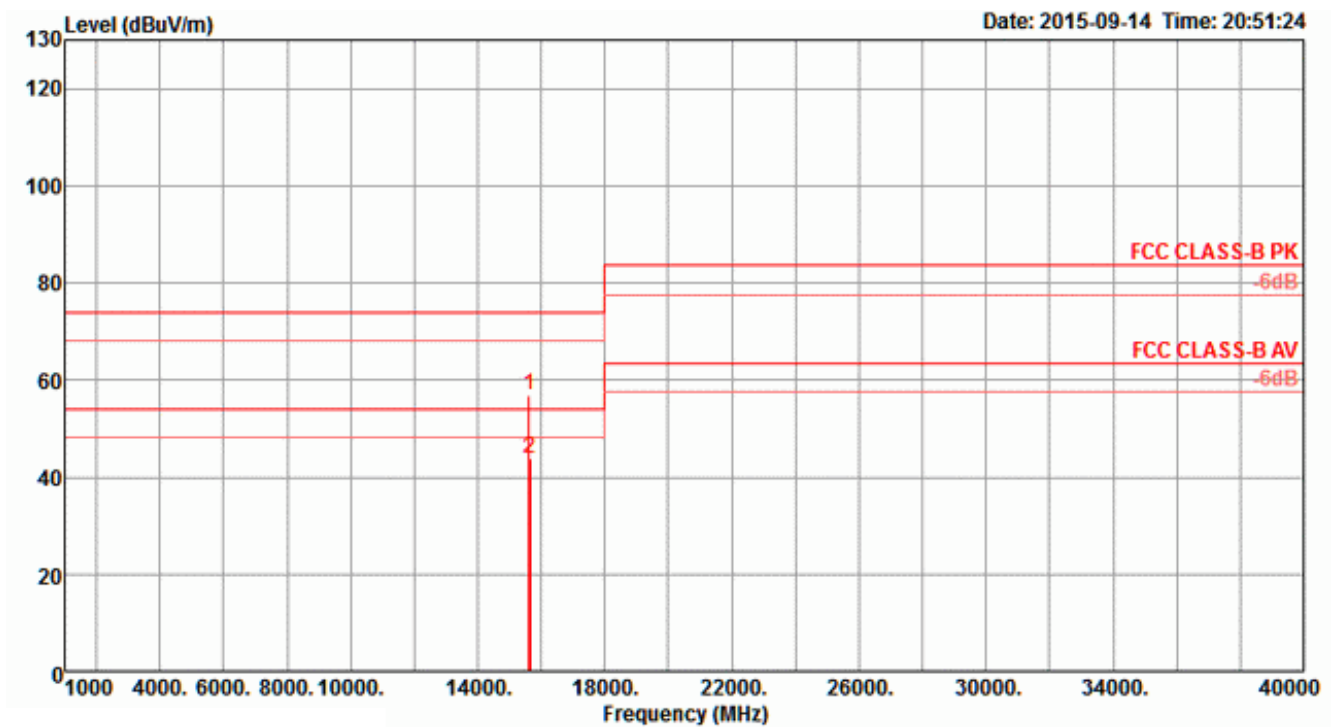
Vertical



	Freq	Level	Limit	Over	Read	Cable	Antenna	Preamp	T/Pos	A/Pos	Remark	Pol/Phase
	MHz	dBuV/m	dBuV/m	dB	dBuV	dB	dB/m	dB	deg	cm		
1	7726.68	42.44	54.00	-11.56	34.65	5.26	37.41	34.88	322	170	Average	VERTICAL
2	7726.72	51.55	74.00	-22.45	43.76	5.26	37.41	34.88	322	170	Peak	VERTICAL
3	11584.64	52.99	74.00	-21.01	42.37	6.55	38.72	34.65	255	149	Peak	VERTICAL
4	11595.60	41.62	54.00	-12.38	31.01	6.55	38.72	34.66	255	149	Average	VERTICAL

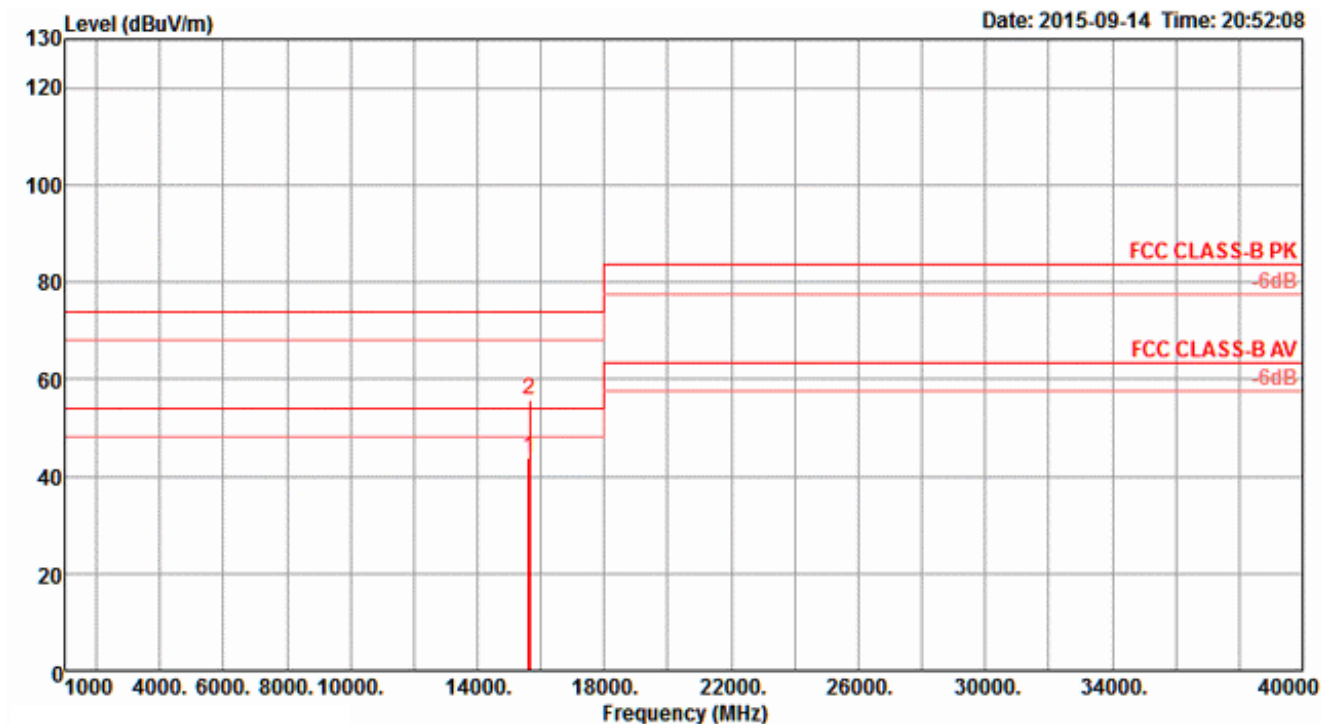
Temperature	26°C	Humidity	57%
Test Engineer	Roki Liu	Configurations	IEEE 802.11ac MCS0/Nss3 VHT80 CH 42 / Chain 5 + Chain 6 + Chain 7 + Chain 8

Horizontal



	Freq	Level	Limit	Over	Read	CableAntenna	Preamp	T/Pos	A/Pos	Remark	Pol/Phase
	MHz	dBuV/m	dBuV/m	dB	dBuV	Loss	Factor	Factor	deg	cm	
1	15622.52	56.68	74.00	-17.32	45.46	7.59	38.32	34.69	60	188 Peak	HORIZONTAL
2	15632.28	43.70	54.00	-10.30	32.47	7.59	38.35	34.71	60	188 Average	HORIZONTAL

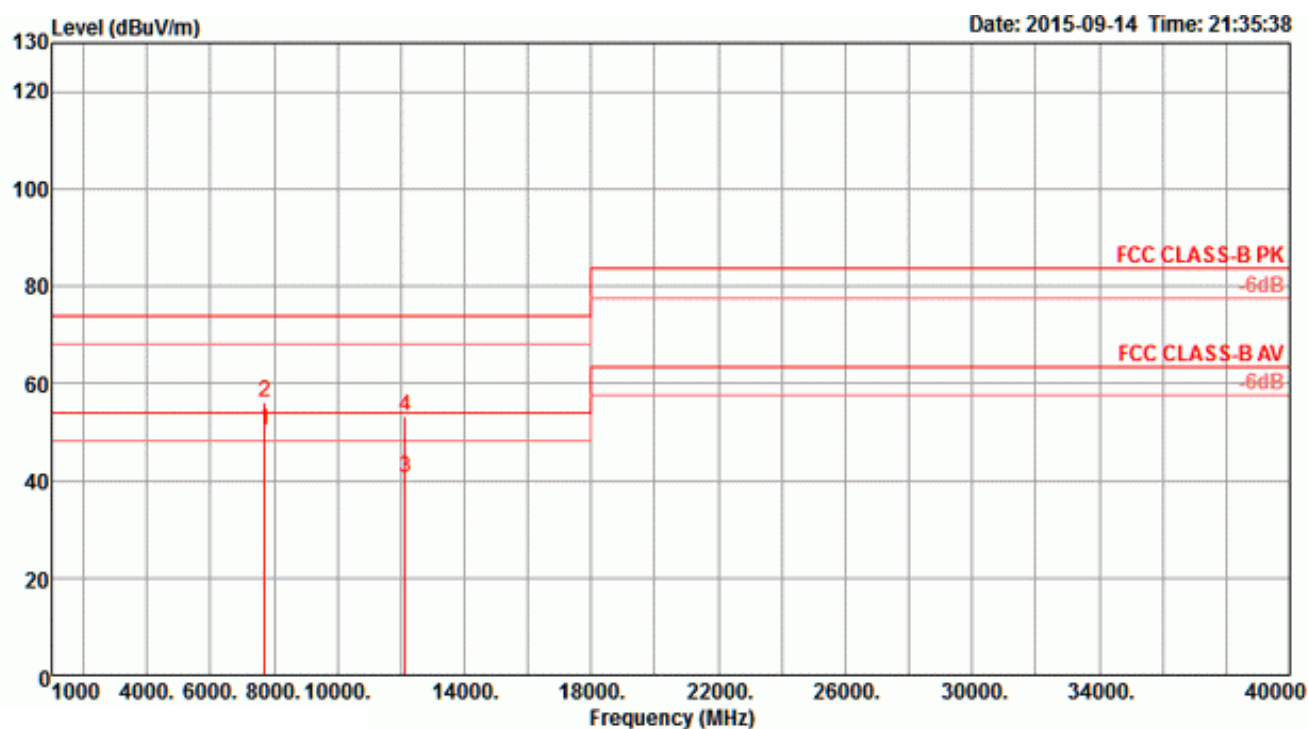
Vertical



	Freq	Level	Limit	Over	Read	Cable	Antenna	Preamp	T/Pos	A/Pos	Remark	Pol/Phase
	MHz	dBuV/m	dBuV/m	dB	dBuV	dB	dB/m	dB	deg	cm		
1	15630.24	43.80	54.00	-10.20	32.57	7.59	38.35	34.71	144	159	Average	VERTICAL
2	15636.88	55.93	74.00	-18.07	44.70	7.59	38.35	34.71	144	159	Peak	VERTICAL

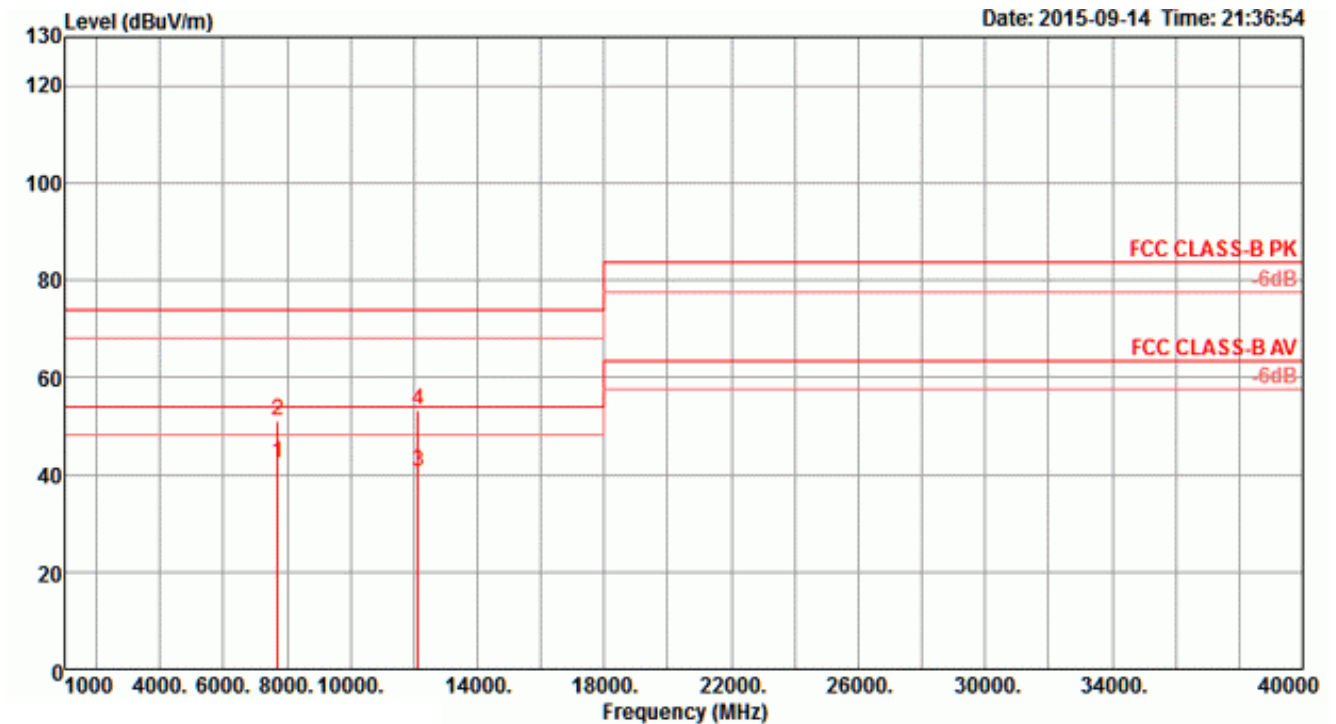
Temperature	26°C	Humidity	57%
Test Engineer	Roki Liu	Configurations	IEEE 802.11ac MCS0/Nss3 VHT80 CH 155 / Chain 5 + Chain 6 + Chain 7 + Chain 8

Horizontal



	Freq	Level	Limit	Over	Read	Cable	Antenna	Preamp	T/Pos	A/Pos	Remark	Pol/Phase
	MHz	dBuV/m	dBuV/m	dB	dBuV	dB	dB/m	dB	deg	cm		
1	7700.00	50.42	54.00	-3.58	42.63	5.24	37.42	34.87	281	161	Average	HORIZONTAL
2	7700.19	56.08	74.00	-17.92	48.29	5.24	37.42	34.87	281	161	Peak	HORIZONTAL
3	12120.26	40.38	54.00	-13.62	29.59	6.64	38.90	34.75	249	174	Average	HORIZONTAL
4	12133.74	53.41	74.00	-20.59	42.60	6.64	38.91	34.74	249	174	Peak	HORIZONTAL

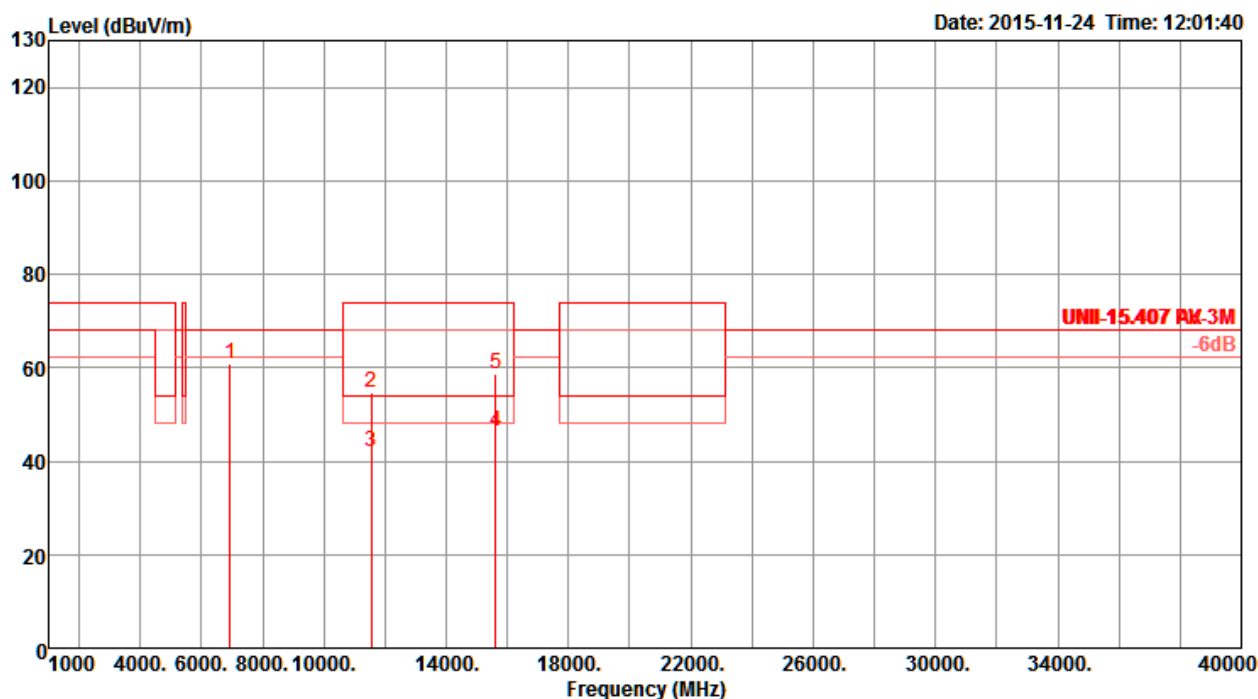
Vertical



	Freq	Level	Limit	Over	Read	Cable	Antenna	Preamp	T/Pos	A/Pos	Remark	Pol/Phase
	MHz	dBuV/m	dBuV/m	dB	dBuV	dB	dB/m	dB	deg	cm		
1	7700.02	42.31	54.00	-11.69	34.52	5.24	37.42	34.87	4	162	Average	VERTICAL
2	7700.12	51.23	74.00	-22.77	43.44	5.24	37.42	34.87	4	162	Peak	VERTICAL
3	12129.50	40.60	54.00	-13.40	29.80	6.64	38.91	34.75	202	159	Average	VERTICAL
4	12131.90	53.16	74.00	-20.84	42.35	6.64	38.91	34.74	202	159	Peak	VERTICAL

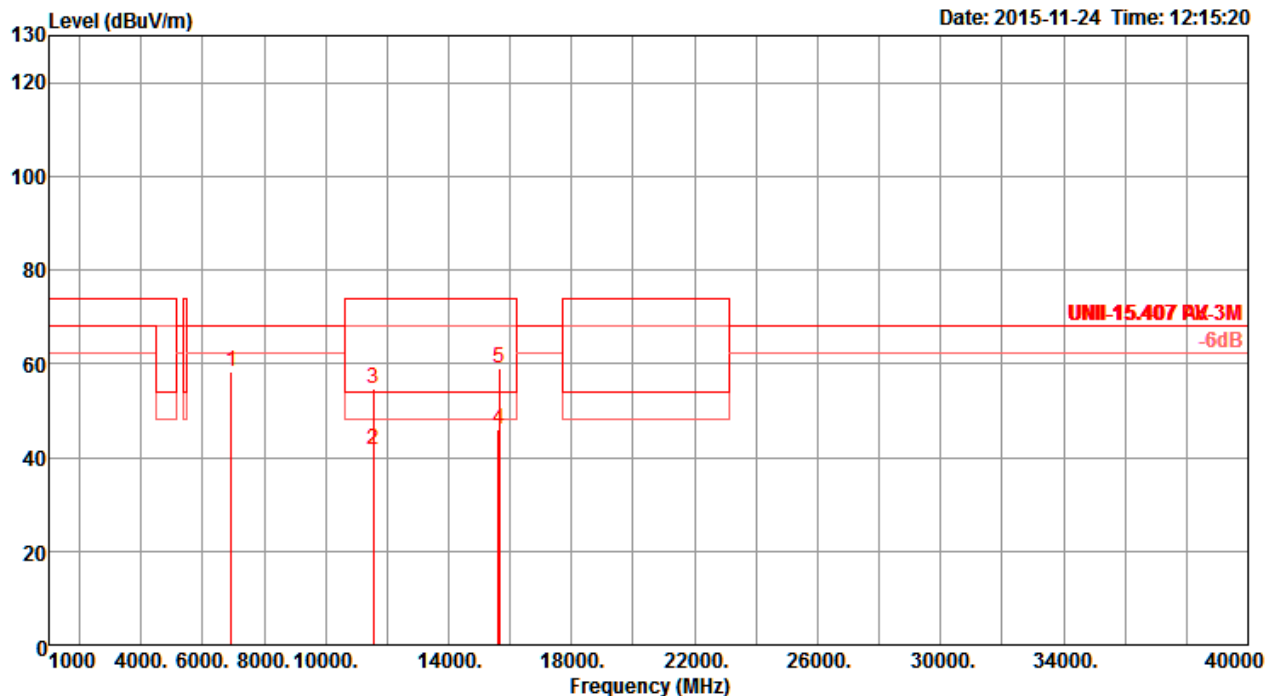
Temperature	26°C	Humidity	57%
Test Engineer	Roki Liu	Configurations	IEEE 802.11ac MCS0/Nss1 VHT80+80 Type 1 / CH 42+155 / Chain 5 + Chain 6 + Chain 7 + Chain 8

Horizontal



	Freq	Level	Limit	Over	Read	CableAntenna	Preamp	T/Pos	A/Pos	Remark	Pol/Phase
	MHz	dBuV/m	dBuV/m	dB	dBuV	dB	dB/m	dB	deg	cm	
1	6946.70	61.01	68.20	-7.19	51.62	7.36	36.72	34.69	65	175 Peak	HORIZONTAL
2	11547.44	54.73	74.00	-19.27	41.18	9.69	38.51	34.65	27	166 Peak	HORIZONTAL
3	11554.94	42.09	54.00	-11.91	28.50	9.71	38.53	34.65	27	166 Average	HORIZONTAL
4	15627.08	46.23	54.00	-7.77	31.17	11.50	38.29	34.73	121	198 Average	HORIZONTAL
5	15630.32	58.60	74.00	-15.40	43.54	11.50	38.29	34.73	121	198 Peak	HORIZONTAL

Vertical

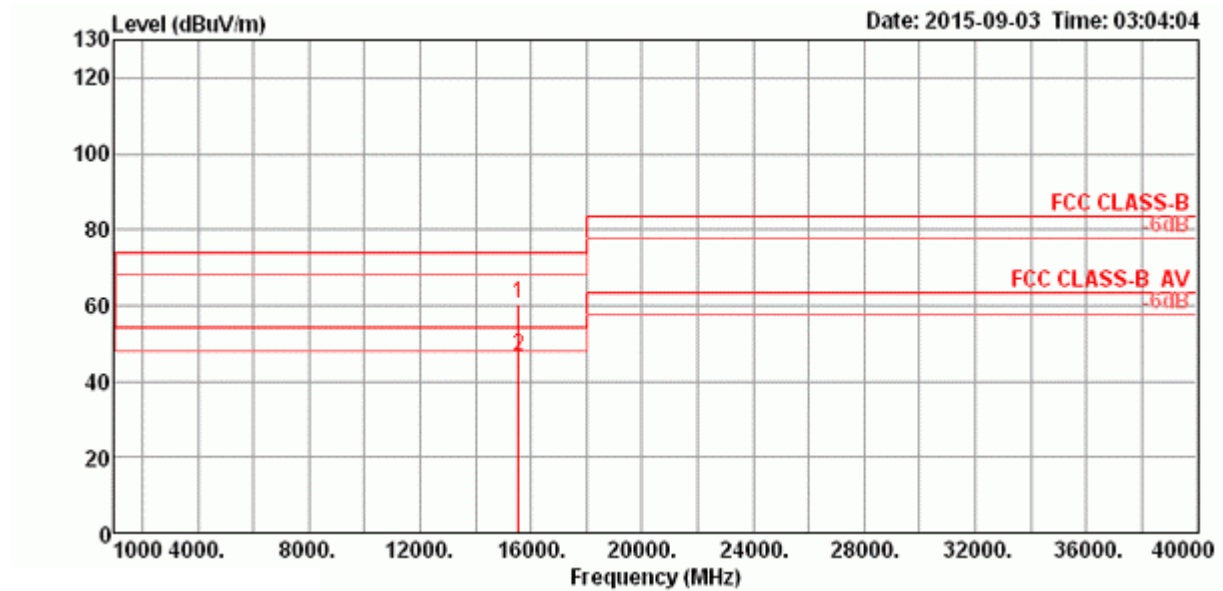


	Freq	Level	Limit	Over	Read	Cable	Antenna	Preamp	T/Pos	A/Pos	Remark	Pol/Phase
	MHz	dBuV/m	dBuV/m	dB	dBuV	dB	dB/m	dB	deg	cm		
1	6946.68	58.36	68.20	-9.84	48.97	7.36	36.72	34.69	310	205	Peak	VERTICAL
2	11549.94	41.60	54.00	-12.40	28.05	9.69	38.51	34.65	145	220	Average	VERTICAL
3	11554.24	54.82	74.00	-19.18	41.23	9.71	38.53	34.65	145	220	Peak	VERTICAL
4	15629.60	46.12	54.00	-7.88	31.06	11.50	38.29	34.73	75	177	Average	VERTICAL
5	15631.96	59.19	74.00	-14.81	44.13	11.50	38.29	34.73	75	177	Peak	VERTICAL

<For Radio 3 Mode>

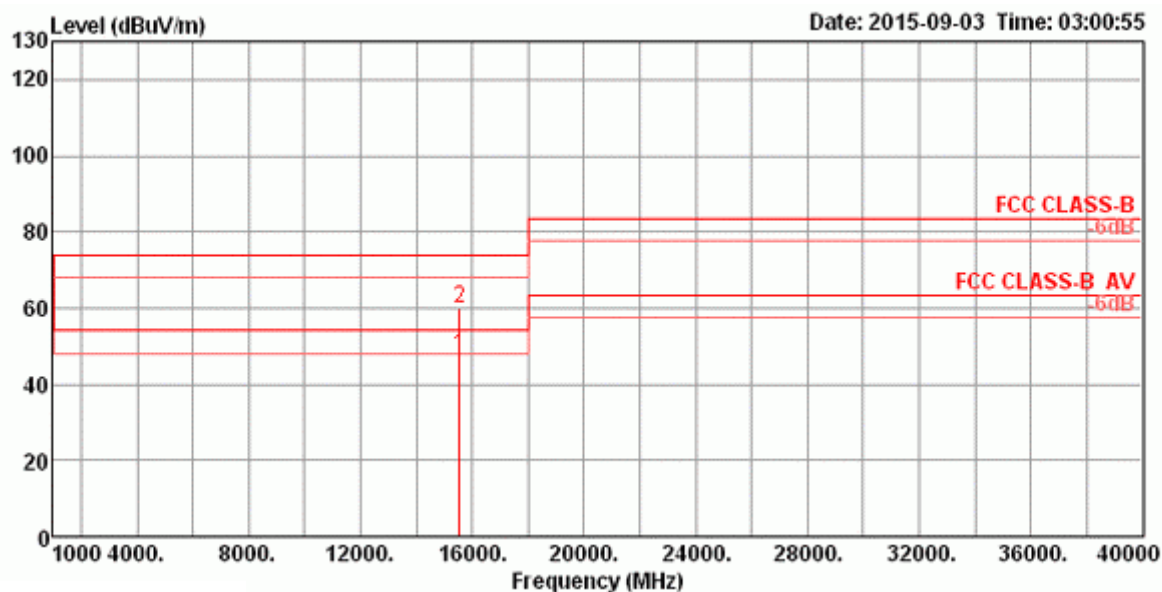
Temperature	26°C	Humidity	57%
Test Engineer	Roki Liu	Configurations	IEEE 802.11a CH 36 / Chain 9

Horizontal



	Freq	Level	Limit	Over	Read	Cable	Antenna	Preamp	A/Pos	T/Pos	Remark	Pol/Phase
	MHz	dBuV/m	dBuV/m	dB	dBuV	dB	dB/m	dB	cm	deg		
1	15537.22	60.63	74.00	-13.37	43.61	12.58	38.14	33.70	171	267	Peak	HORIZONTAL
2	15537.35	46.42	54.00	-7.58	29.40	12.58	38.14	33.70	171	267	Average	HORIZONTAL

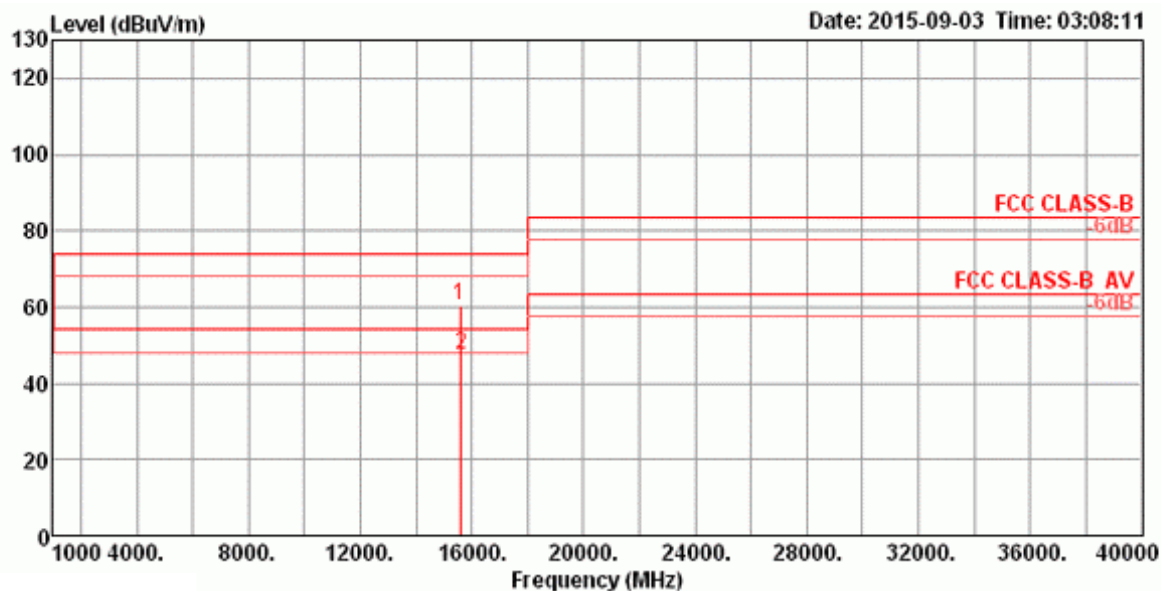
Vertical



	Freq	Level	Limit	Over	Read	CableAntenna	Preamp	A/Pos	T/Pos	Remark	Pol/Phase
	MHz	dBuV/m	dBuV/m	dB	dBuV	dB	dB/m	dB	cm	deg	
1	15536.25	47.60	54.00	-6.40	30.58	12.58	38.14	33.70	194	319 Average	VERTICAL
2	15543.20	59.75	74.00	-14.25	42.73	12.58	38.14	33.70	194	319 Peak	VERTICAL

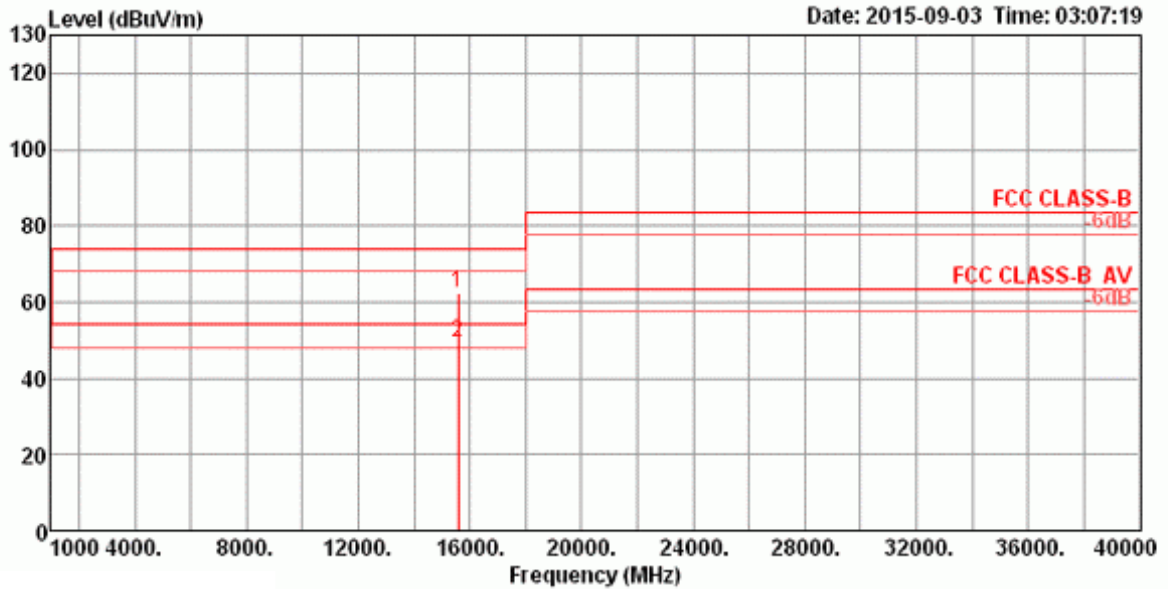
Temperature	26°C	Humidity	57%
Test Engineer	Roki Liu	Configurations	IEEE 802.11a CH 40 / Chain 9

Horizontal



	Freq	Level	Limit	Over	Read	CableAntenna	Preamp	A/Pos	T/Pos	Remark	Pol/Phase
	MHz	dBuV/m	dBuV/m	dB	dBuV	dB	dB/m	dB	cm	deg	
1	15596.56	60.45	74.00	-13.55	43.59	12.58	38.03	33.75	154	288 Peak	HORIZONTAL
2	15600.28	47.70	54.00	-6.30	30.87	12.58	38.03	33.78	154	288 Average	HORIZONTAL

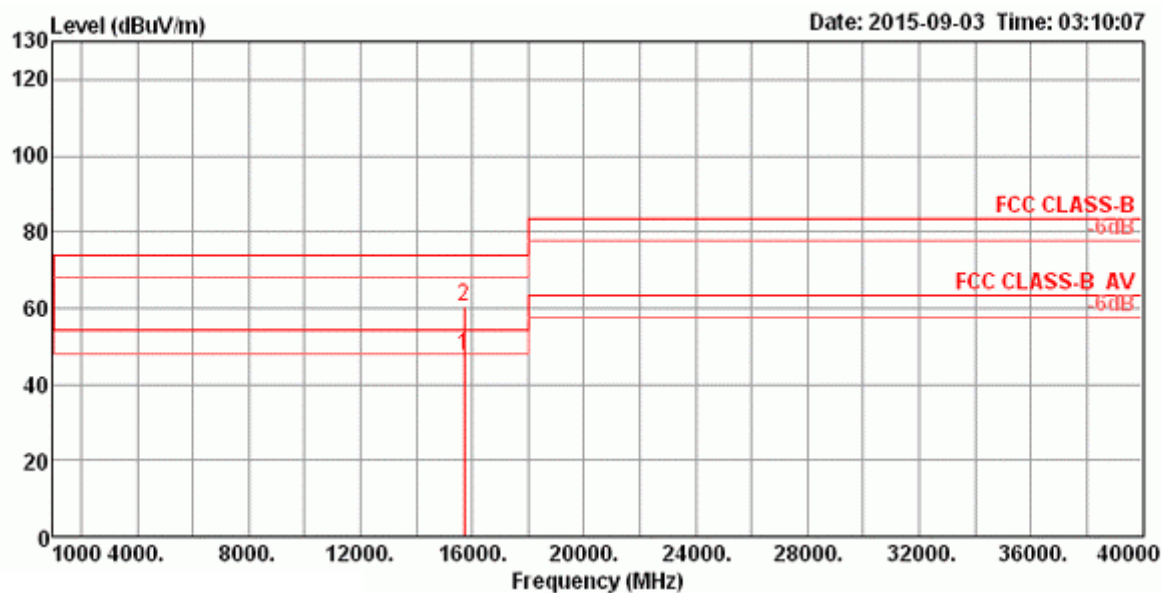
Vertical



	Freq	Level	Limit	Over	Read	CableAntenna	Preamp	A/Pos	T/Pos	Remark	Pol/Phase
	MHz	dBuV/m	dBuV/m	dB	dBuV	Loss	Factor	Factor	cm	deg	
1	15597.74	62.37	74.00	-11.63	45.51	12.58	38.03	33.75	145	39 Peak	VERTICAL
2	15598.45	49.34	54.00	-4.66	32.48	12.58	38.03	33.75	145	39 Average	VERTICAL

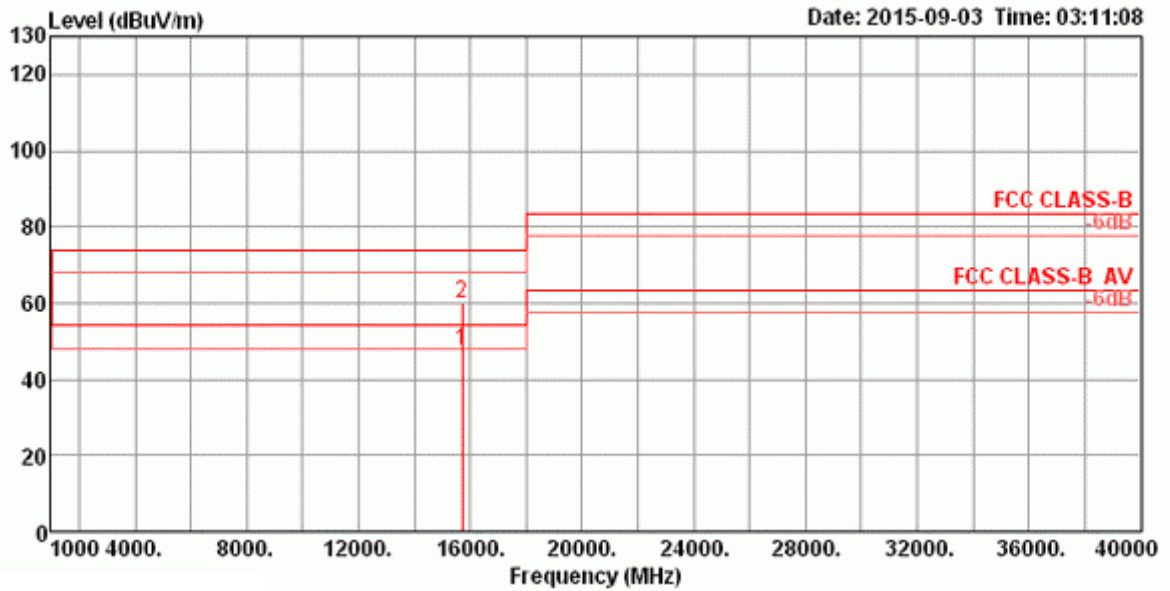
Temperature	26°C	Humidity	57%
Test Engineer	Roki Liu	Configurations	IEEE 802.11a CH 48 / Chain 9

Horizontal



	Freq	Level	Limit	Over	Read	CableAntenna	Preamp	A/Pos	T/Pos	Remark	Pol/Phase
	MHz	dBuV/m	dBuV/m	dB	dBuV	dB	dB/m	dB	cm	deg	
1	15715.89	47.70	54.00	-6.30	31.17	12.57	37.84	33.88	154	288 Average	HORIZONTAL
2	15720.12	60.25	74.00	-13.75	43.72	12.57	37.84	33.88	154	288 Peak	HORIZONTAL

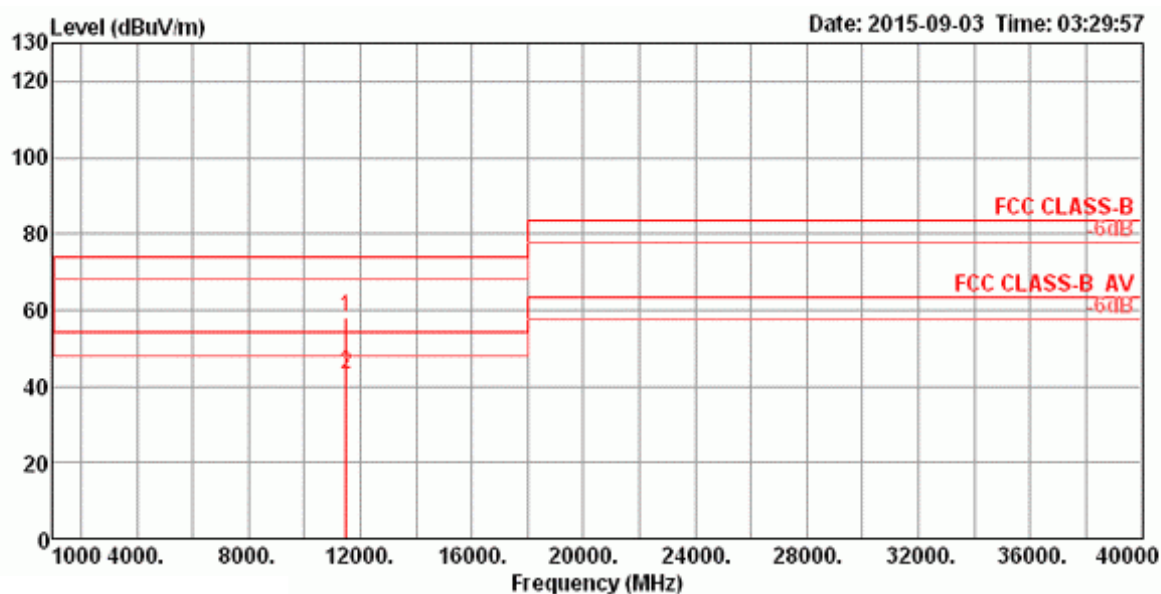
Vertical



	Freq	Level	Limit Line	Over Limit	Read Level	CableAntenna Loss Factor	Preamp Factor	A/Pos	T/Pos	Remark	Pol/Phase	
	MHz	dBuV/m	dBuV/m	dB	dBuV	dB	dB/m	dB	cm	deg		
1	15722.20	47.73	54.00	-6.27	31.20	12.57	37.84	33.88	156	291	Average	VERTICAL
2	15722.39	60.18	74.00	-13.82	43.65	12.57	37.84	33.88	156	291	Peak	VERTICAL

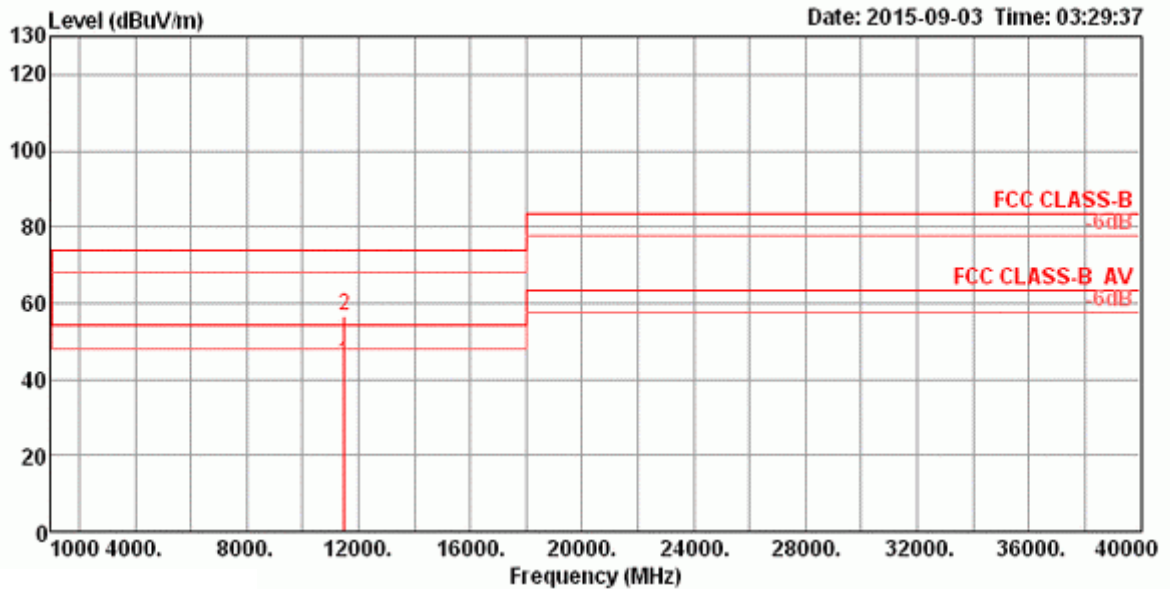
Temperature	26°C	Humidity	57%
Test Engineer	Roki Liu	Configurations	IEEE 802.11a CH 149 / Chain 9

Horizontal



	Freq	Level	Limit	Over	Read	CableAntenna	Preamp	A/Pos	T/Pos	Remark	Pol/Phase
	MHz	dBuV/m	dBuV/m	dB	dBuV	dB	dB/m	dB	cm	deg	
1	11489.48	58.00	74.00	-16.00	41.78	10.71	38.88	33.37	164	280 Peak	HORIZONTAL
2	11490.12	43.31	54.00	-10.69	27.09	10.71	38.88	33.37	164	280 Average	HORIZONTAL

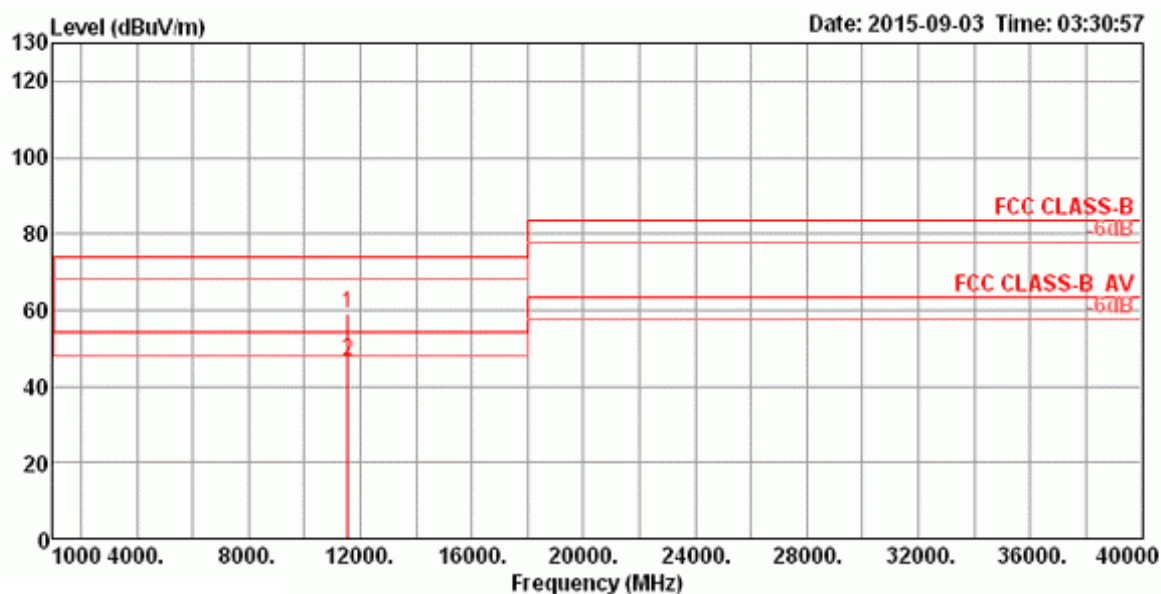
Vertical



	Freq	Level	Limit Line	Over Limit	Read Level	Cable Loss	Antenna Factor	Preamp Factor	A/Pos	T/Pos	Remark	Pol/Phase
	MHz	dBuV/m	dBuV/m	dB	dBuV	dB	dB/m	dB	cm	deg		
1	11487.31	44.35	54.00	-9.65	28.13	10.71	38.88	33.37	162	262	Average	VERTICAL
2	11489.35	56.74	74.00	-17.26	40.52	10.71	38.88	33.37	162	262	Peak	VERTICAL

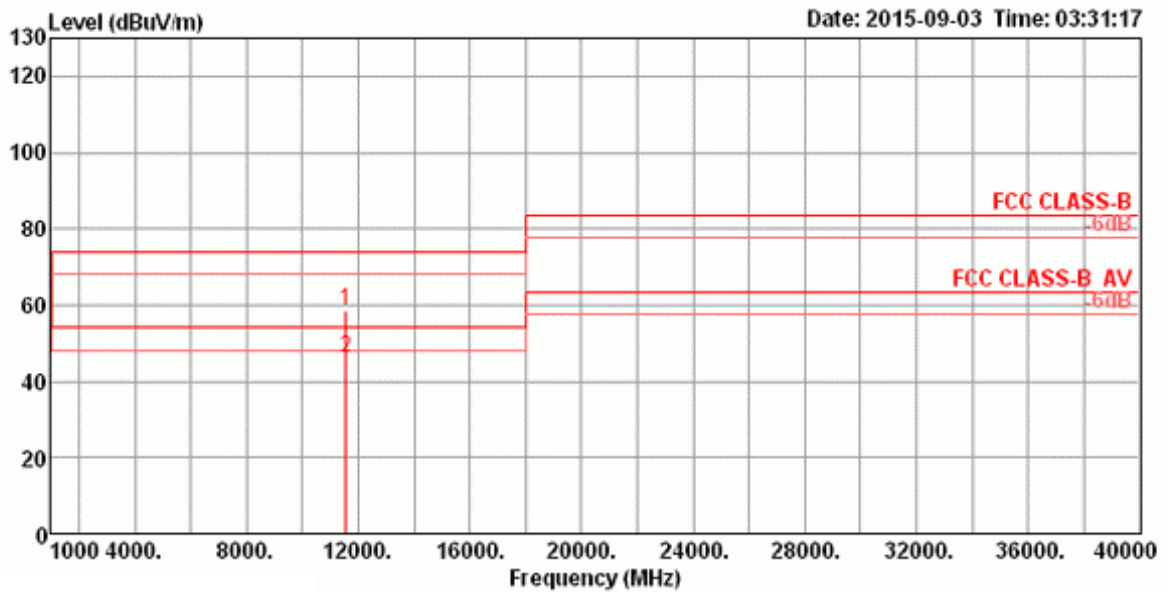
Temperature	26°C	Humidity	57%
Test Engineer	Roki Liu	Configurations	IEEE 802.11a CH 157 / Chain 9

Horizontal



	Freq	Level	Limit	Over	Read	CableAntenna	Preamp	A/Pos	T/Pos	Remark	Pol/Phase
	MHz	dBuV/m	dBuV/m	dB	dBuV	dB	dB/m	dB	cm	deg	
1	11565.27	59.00	74.00	-15.00	42.70	10.75	38.93	33.38	162	316 Peak	HORIZONTAL
2	11574.27	46.56	54.00	-7.44	30.25	10.76	38.94	33.39	162	316 Average	HORIZONTAL

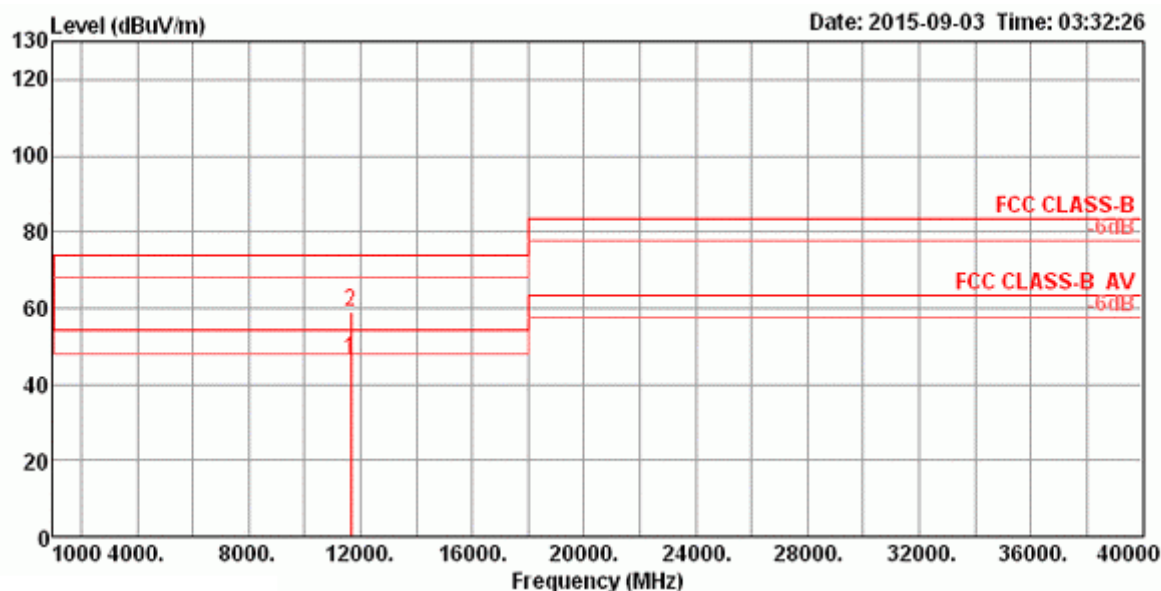
Vertical



	Freq	Level	Limit	Over	Read	CableAntenna	Preamp	A/Pos	T/Pos	Remark	Pol/Phase
	MHz	dBuV/m	dBuV/m	dB	dBuV	dB	dB/m	dB	cm	deg	
1	11568.23	58.75	74.00	-15.25	42.44	10.75	38.94	33.38	162	334 Peak	VERTICAL
2	11571.87	46.04	54.00	-7.96	29.73	10.76	38.94	33.39	162	334 Average	VERTICAL

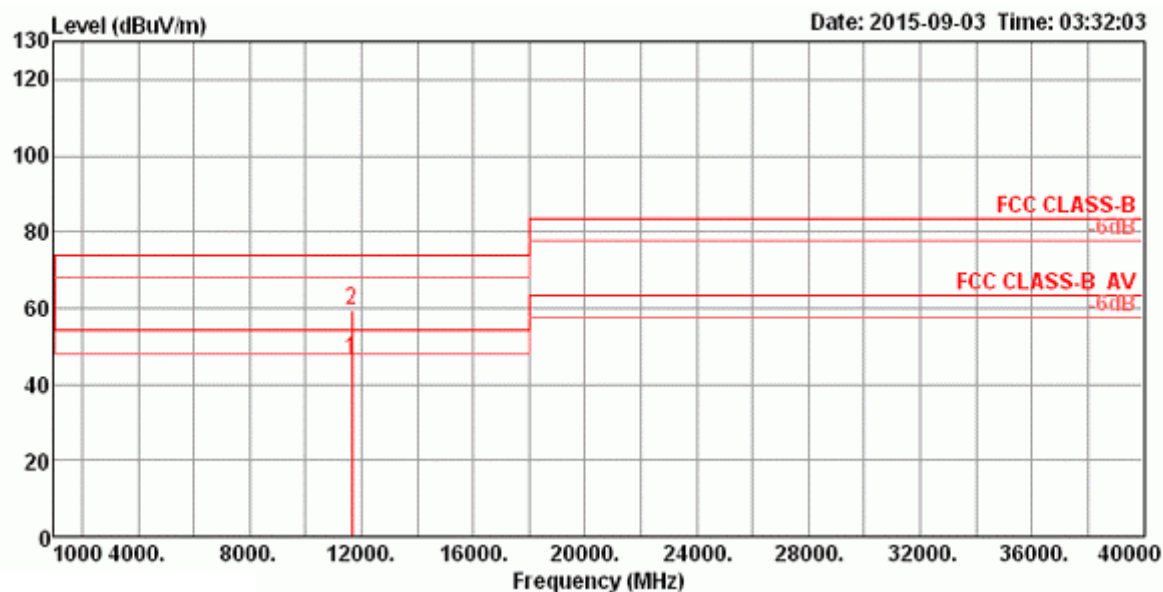
Temperature	26°C	Humidity	57%
Test Engineer	Roki Liu	Configurations	IEEE 802.11a CH 165 / Chain 9

Horizontal



	Freq	Level	Limit	Over	Read	CableAntenna	Preamp	A/Pos	T/Pos	Remark	Pol/Phase
	MHz	dBuV/m	dBuV/m	dB	dBuV	dB	dB/m	dB	cm	deg	
1	11649.99	46.45	54.00	-7.55	30.07	10.81	38.98	33.41	151	276 Average	HORIZONTAL
2	11650.94	59.23	74.00	-14.77	42.84	10.81	38.99	33.41	151	276 Peak	HORIZONTAL

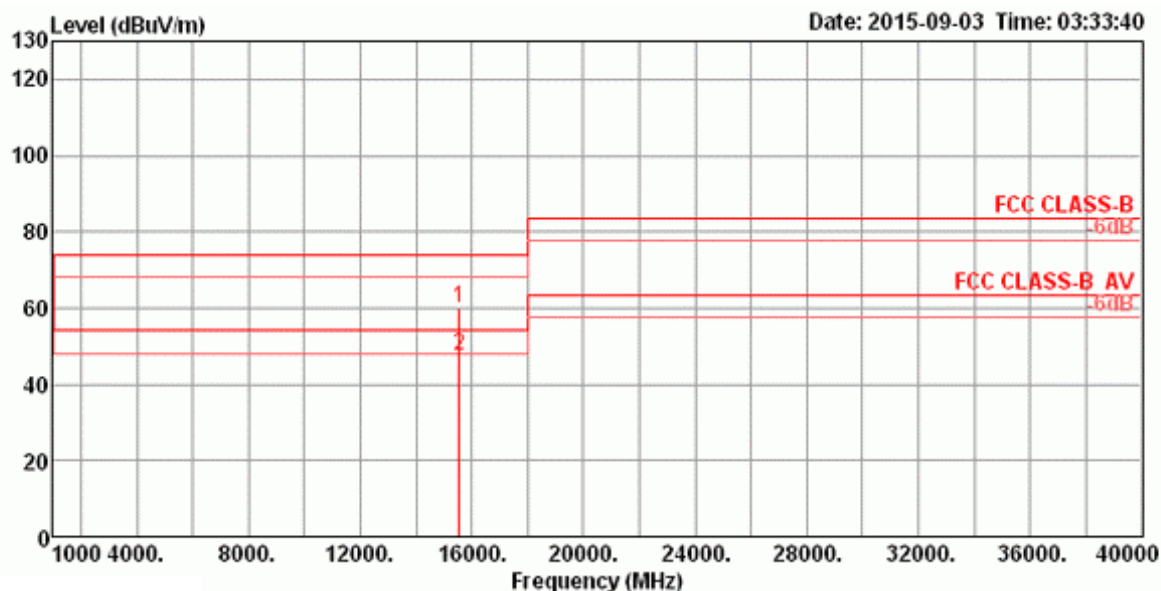
Vertical



	Freq	Level	Limit	Over	Read	CableAntenna	Preamp	A/Pos	T/Pos	Remark	Pol/Phase
	MHz	dBuV/m	dBuV/m	dB	dBuV	dB	dB/m	dB	cm	deg	
1	11647.13	46.68	54.00	-7.32	30.30	10.81	38.98	33.41	159	293 Average	VERTICAL
2	11649.36	59.49	74.00	-14.51	43.11	10.81	38.98	33.41	159	293 Peak	VERTICAL

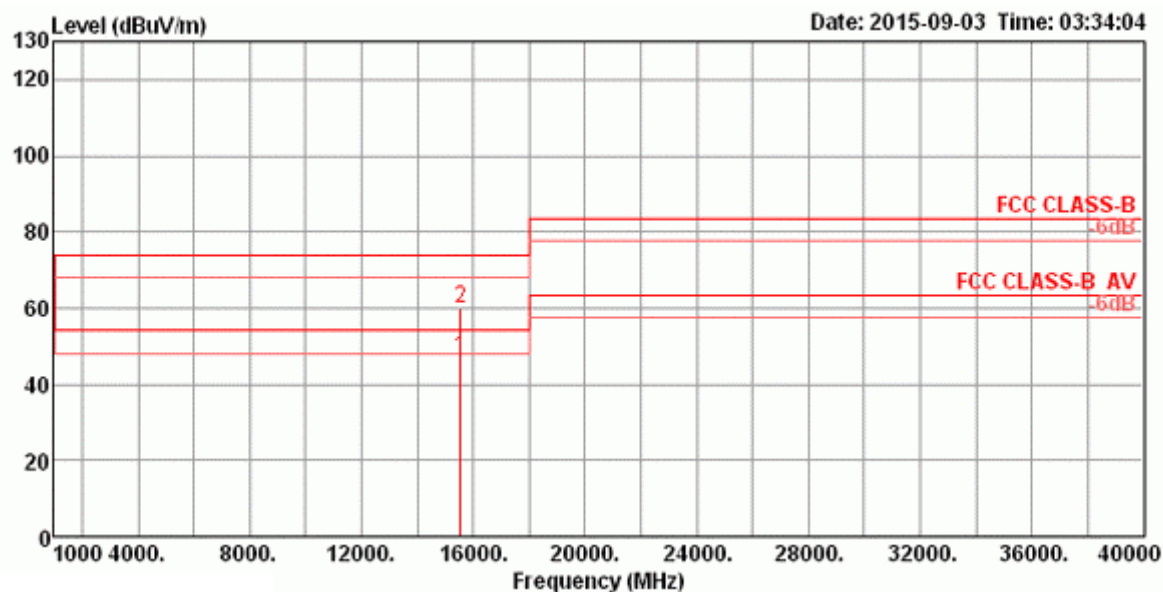
Temperature	26°C	Humidity	57%
Test Engineer	Roki Liu	Configurations	IEEE 802.11ac MCS0/Nss1 VHT20 CH 36 / Chain 9

Horizontal



	Freq	Level	Limit	Over	Read	CableAntenna	Preamp	A/Pos	T/Pos	Remark	Pol/Phase
	MHz	dBuV/m	dBuV/m	dB	dBuV	dB	dB/m	dB	cm	deg	
1	15535.51	59.80	74.00	-14.20	42.78	12.58	38.14	33.70	141	251 Peak	HORIZONTAL
2	15537.89	47.31	54.00	-6.69	30.29	12.58	38.14	33.70	141	251 Average	HORIZONTAL

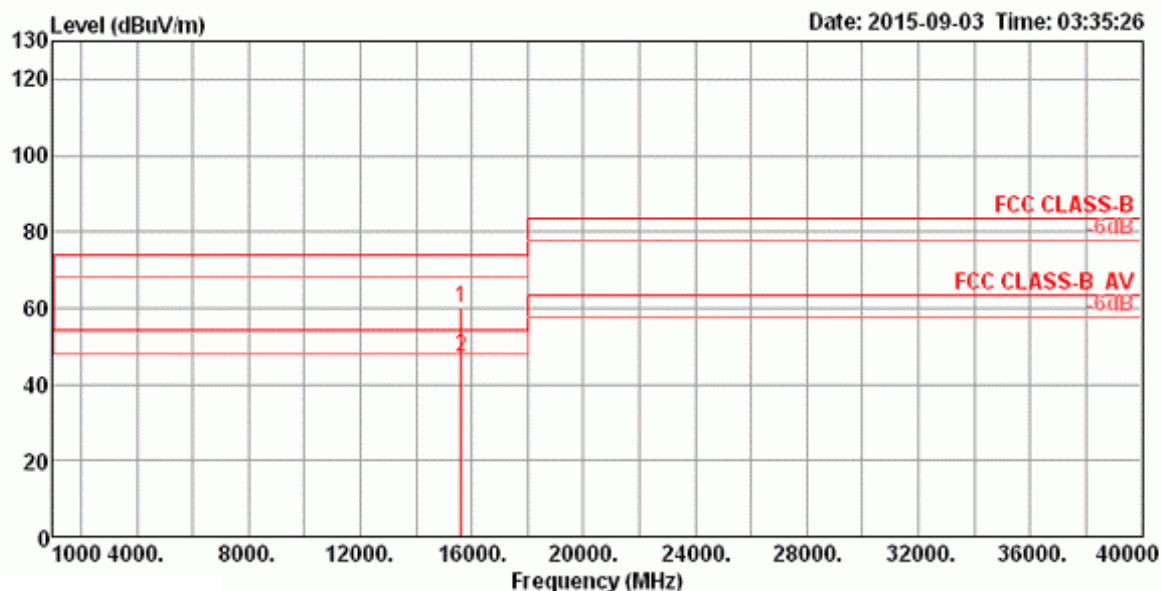
Vertical



	Freq	Level	Limit	Over	Read	CableAntenna	Preamp	A/Pos	T/Pos	Remark	Pol/Phase
	MHz	dBuV/m	dBuV/m	dB	dBuV	dB	dB/m	dB	cm	deg	
1	15535.09	47.23	54.00	-6.77	30.21	12.58	38.14	33.70	162	225 Average	VERTICAL
2	15541.91	60.11	74.00	-13.89	43.09	12.58	38.14	33.70	162	225 Peak	VERTICAL

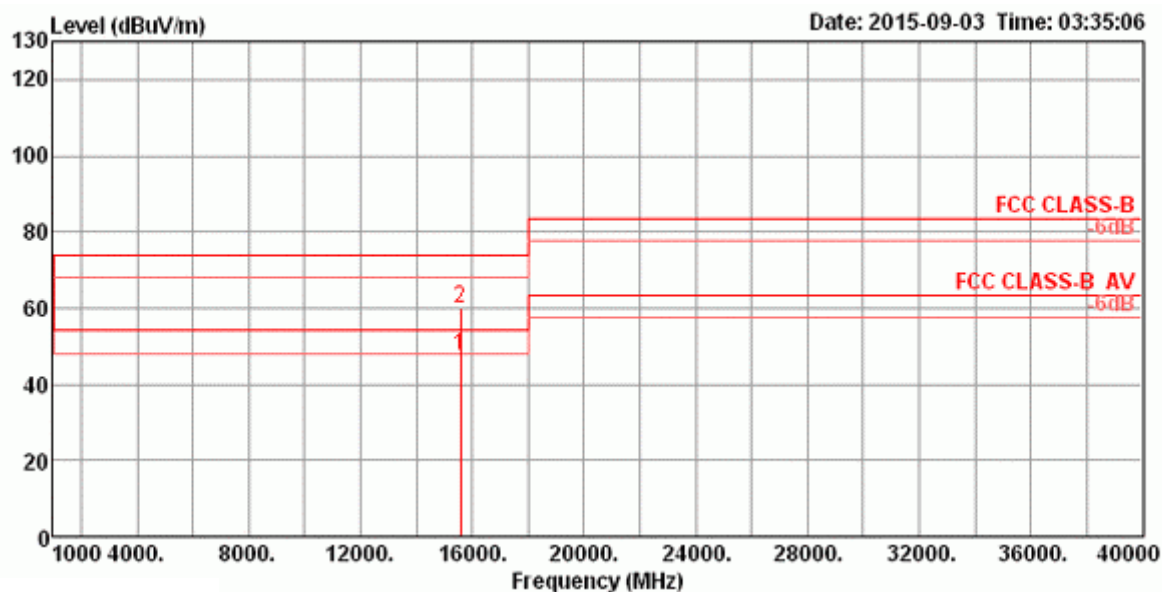
Temperature	26°C	Humidity	57%
Test Engineer	Roki Liu	Configurations	IEEE 802.11ac MCS0/Nss1 VHT20 CH 40 / Chain 9

Horizontal



	Freq	Level	Limit	Over	Read	CableAntenna	Preamp	A/Pos	T/Pos	Remark	Pol/Phase
	MHz	dBuV/m	dBuV/m	dB	dBuV	dB	dB/m	dB	cm	deg	
1	15601.62	60.00	74.00	-14.00	43.17	12.58	38.03	33.78	162	173 Peak	HORIZONTAL
2	15604.83	47.14	54.00	-6.86	30.31	12.58	38.03	33.78	162	173 Average	HORIZONTAL

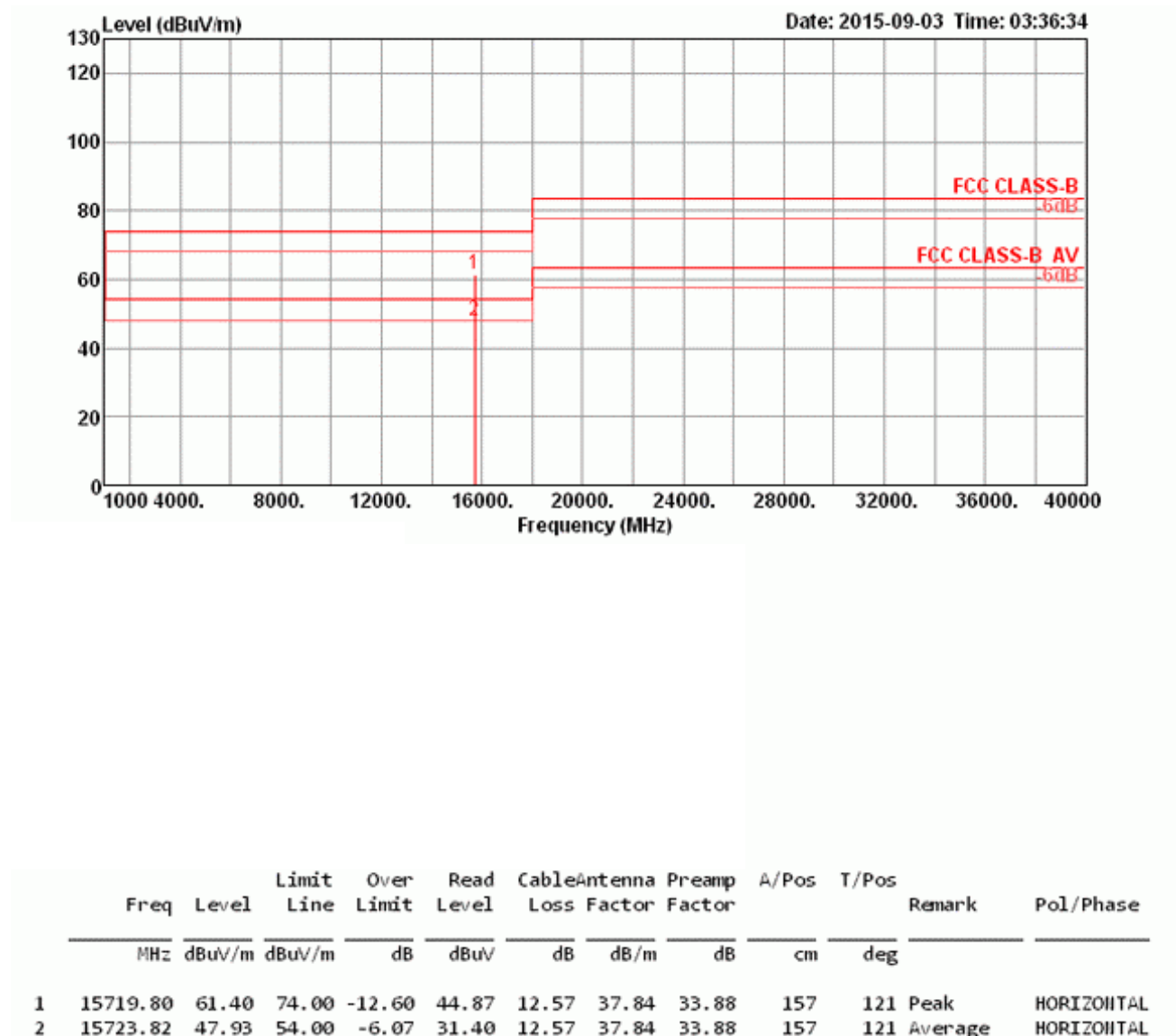
Vertical



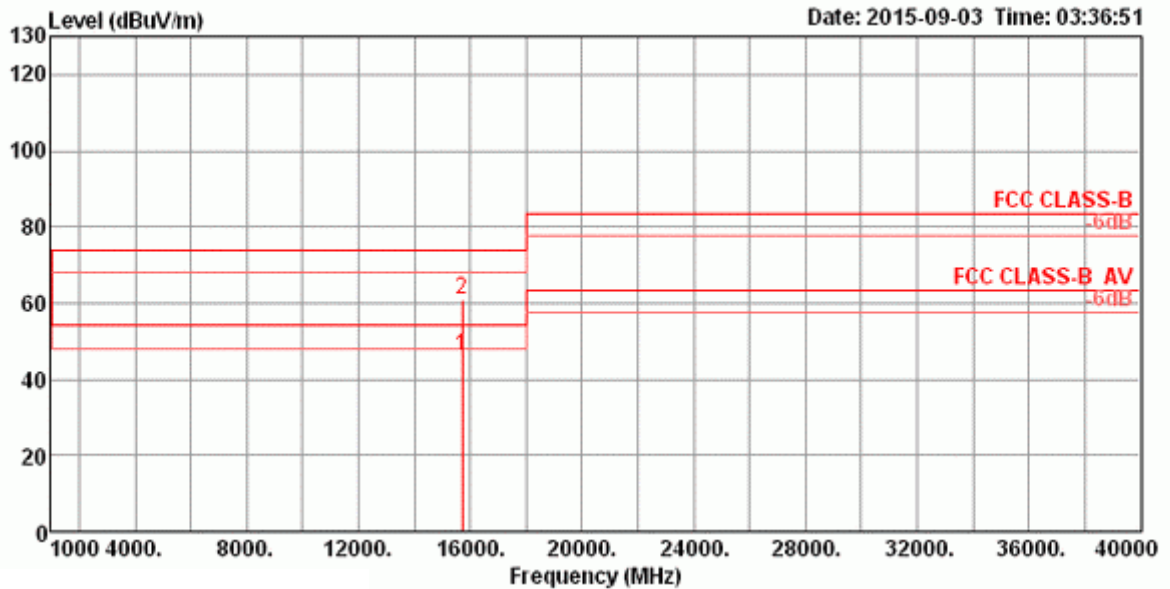
	Freq	Level	Limit	Over	Read	CableAntenna	Preamp	A/Pos	T/Pos	Remark	Pol/Phase
	MHz	dBuV/m	dBuV/m	dB	dBuV	dB	dB/m	dB	cm	deg	
1	15596.04	47.59	54.00	-6.41	30.73	12.58	38.03	33.75	171	189 Average	VERTICAL
2	15596.89	59.76	74.00	-14.24	42.90	12.58	38.03	33.75	171	189 Peak	VERTICAL

Temperature	26°C	Humidity	57%
Test Engineer	Roki Liu	Configurations	IEEE 802.11ac MCS0/Nss1 VHT20 CH 48 / Chain 9

Horizontal



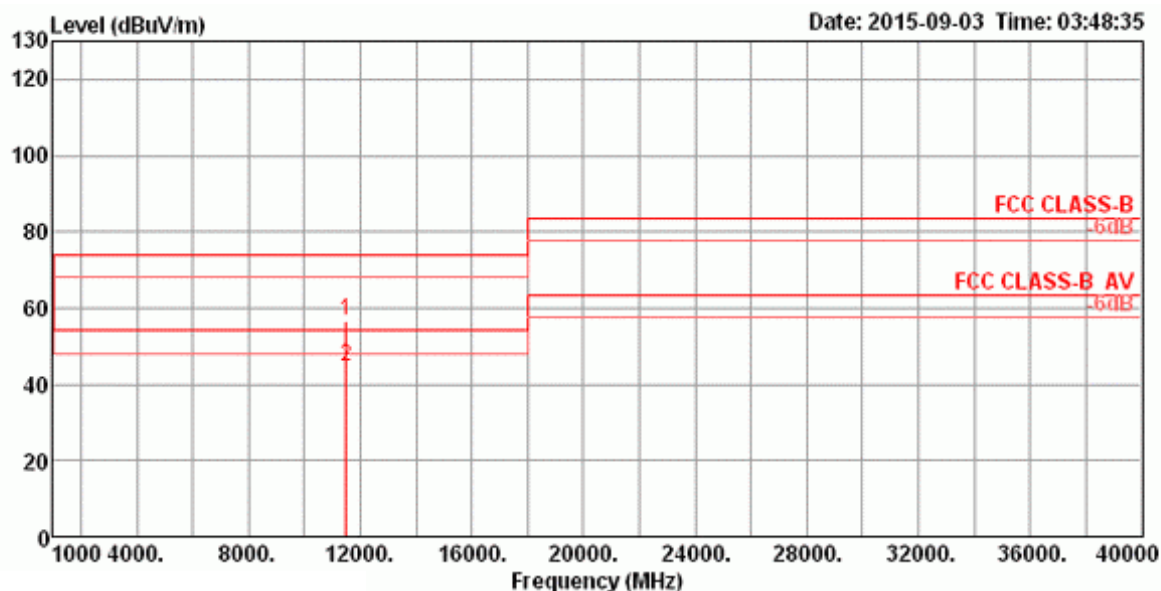
Vertical



	Freq	Level	Limit Line	Over Limit	Read Level	CableAntenna Loss Factor	Preamp Factor	A/Pos	T/Pos	Remark	Pol/Phase
	MHz	dBuV/m	dBuV/m	dB	dBuV	dB	dB/m	dB	cm	deg	
1	15715.22	46.17	54.00	-7.83	29.64	12.57	37.84	33.88	162	103	Average
2	15718.77	60.86	74.00	-13.14	44.33	12.57	37.84	33.88	162	103	Peak

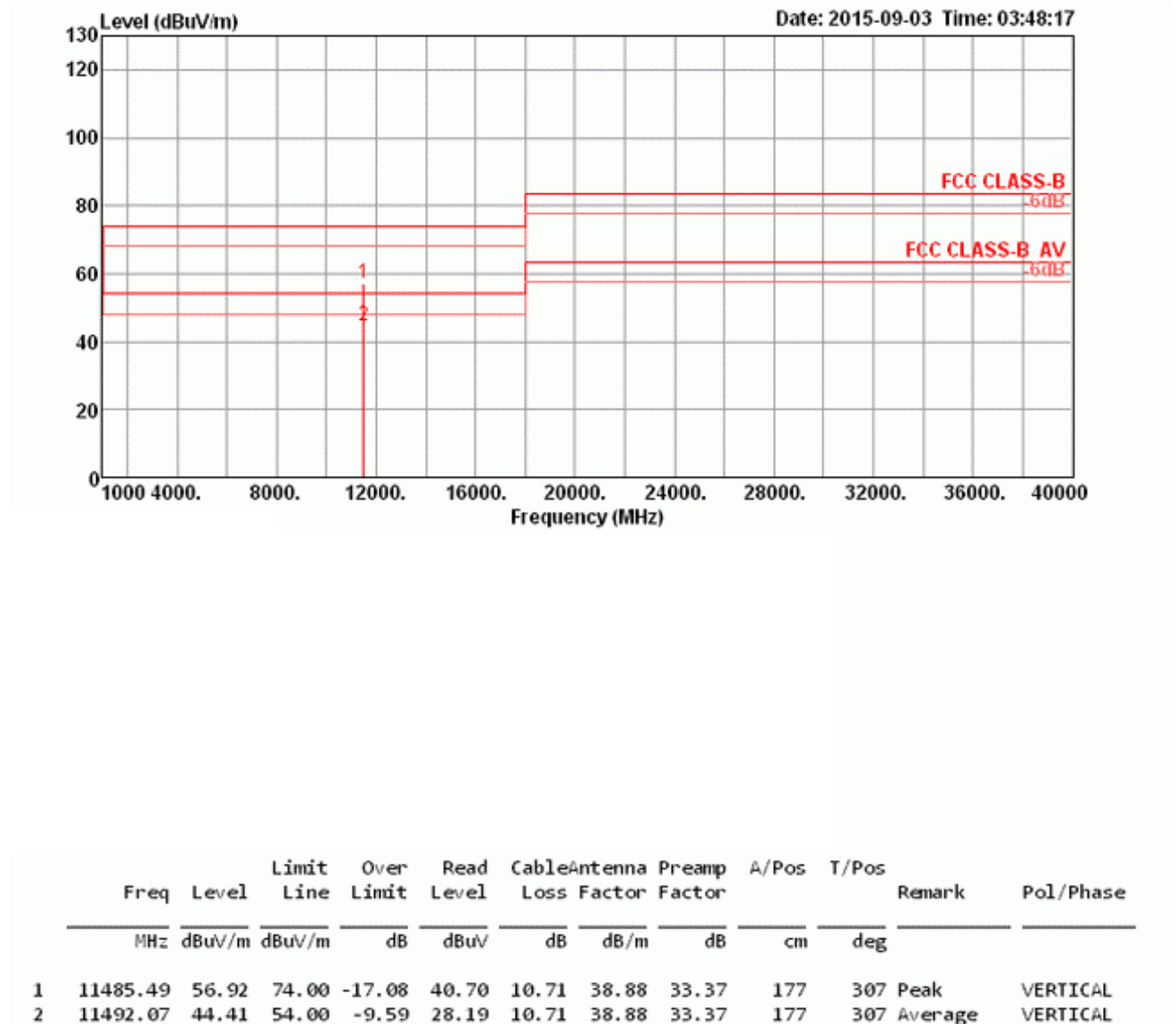
Temperature	26°C	Humidity	57%
Test Engineer	Roki Liu	Configurations	IEEE 802.11ac MCS0/Nss1 VHT20 CH 149 / Chain 9

Horizontal



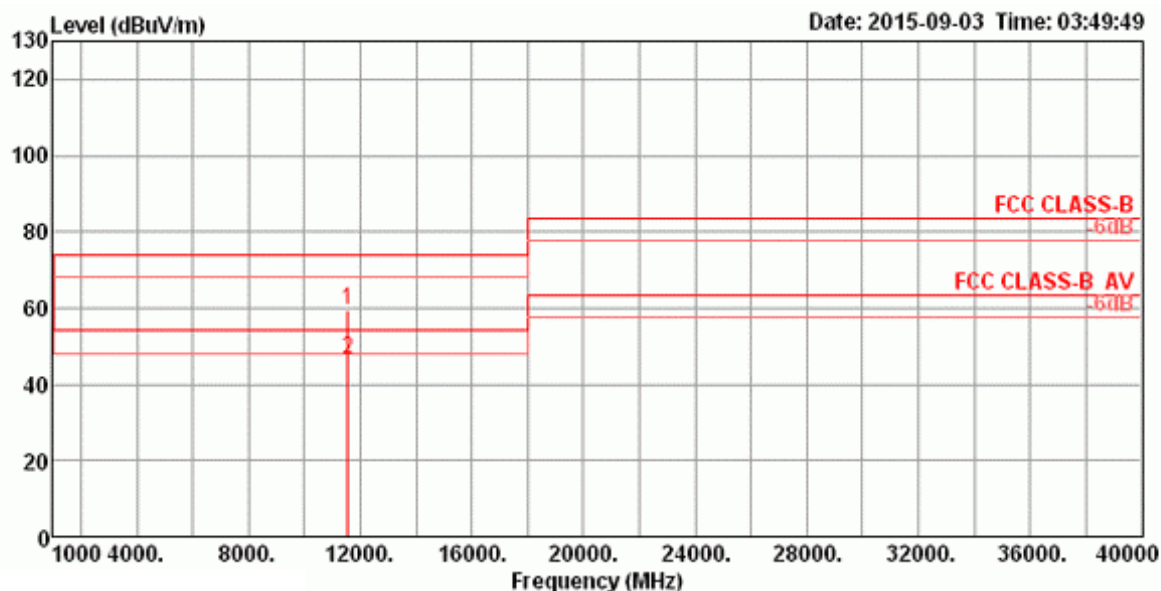
	Freq	Level	Limit	Over	Read	CableAntenna	Preamp	A/Pos	T/Pos	Remark	Pol/Phase
	MHz	dBuV/m	dBuV/m	dB	dBuV	dB	dB/m	dB	cm	deg	
1	11491.85	56.65	74.00	-17.35	40.43	10.71	38.88	33.37	141	327 Peak	HORIZONTAL
2	11494.96	44.49	54.00	-9.51	28.26	10.72	38.88	33.37	141	327 Average	HORIZONTAL

Vertical



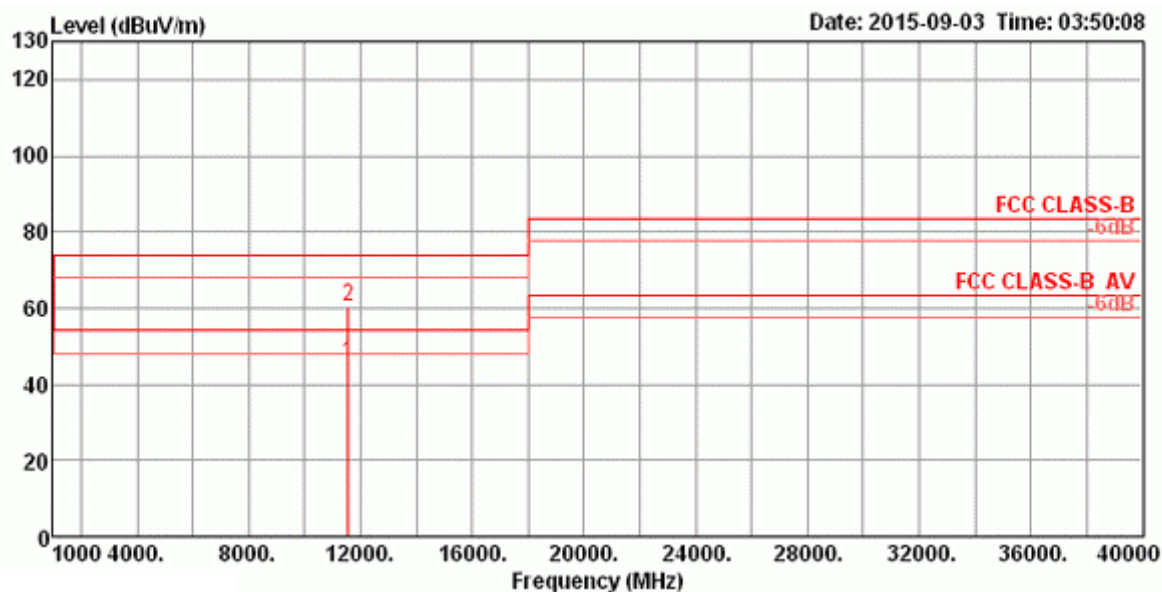
Temperature	26°C	Humidity	57%
Test Engineer	Roki Liu	Configurations	IEEE 802.11ac MCS0/Nss1 VHT20 CH 157 / Chain 9

Horizontal



	Freq	Level	Limit	Over	Read	CableAntenna	Preamp	A/Pos	T/Pos	Remark	Pol/Phase
	MHz	dBuV/m	dBuV/m	dB	dBuV	dB	dB/m	dB	cm	deg	
1	11572.76	59.29	74.00	-14.71	42.98	10.76	38.94	33.39	153	302 Peak	HORIZONTAL
2	11574.91	46.66	54.00	-7.34	30.35	10.76	38.94	33.39	153	302 Average	HORIZONTAL

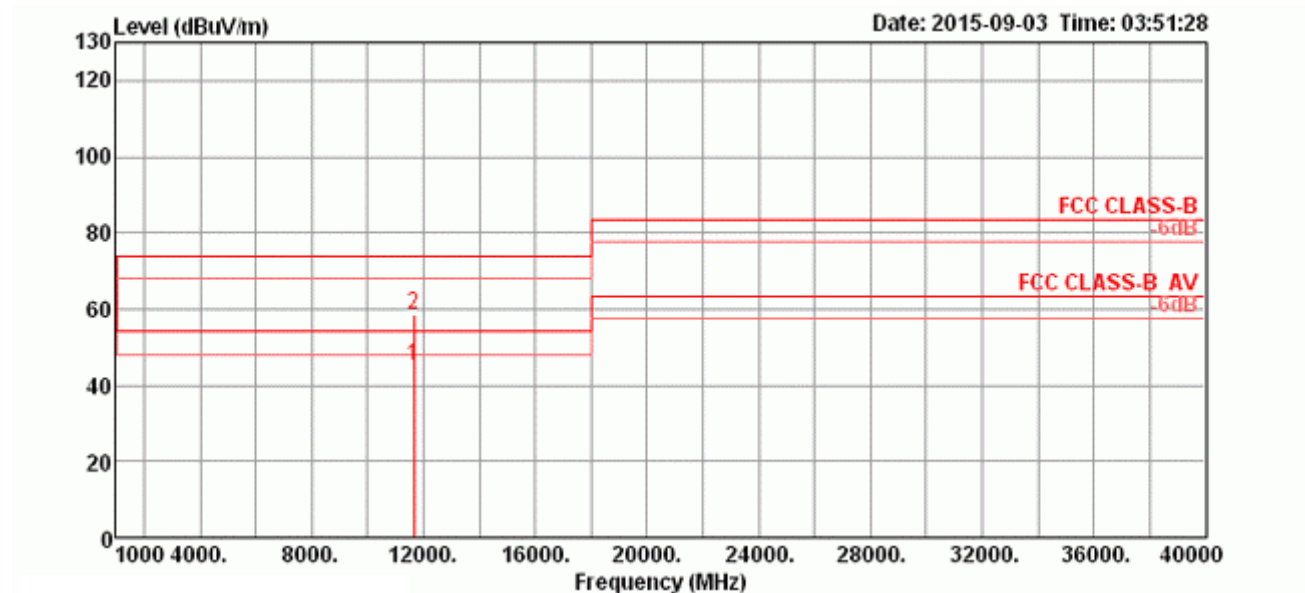
Vertical



	Freq	Level	Limit	Over	Read	CableAntenna	Preamp	A/Pos	T/Pos	Remark	Pol/Phase
	MHz	dBuV/m	dBuV/m	dB	dBuV	dB	dB/m	dB	cm	deg	
1	11571.00	45.65	54.00	-8.35	29.34	10.76	38.94	33.39	162	321 Average	VERTICAL
2	11571.52	60.36	74.00	-13.64	44.05	10.76	38.94	33.39	162	321 Peak	VERTICAL

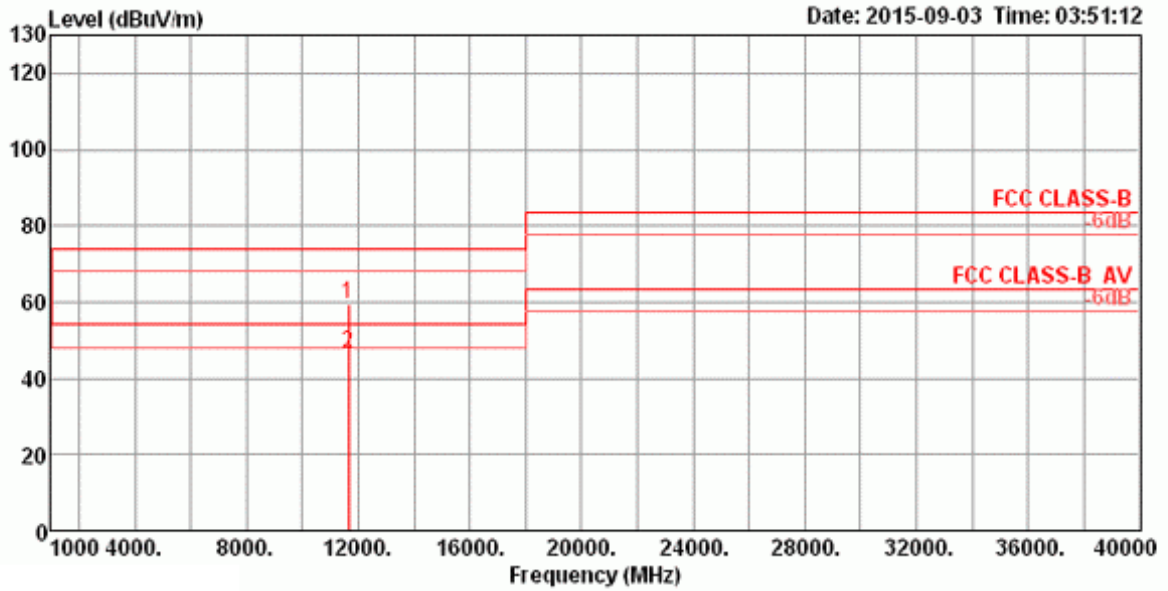
Temperature	26°C	Humidity	57%
Test Engineer	Roki Liu	Configurations	IEEE 802.11ac MCS0/Nss1 VHT20 CH 165 / Chain 9

Horizontal



	Freq	Level	Limit Line	Over Limit	Read Level	CableAntenna Loss Factor	Preamp Factor	A/Pos	T/Pos	Remark	Pol/Phase	
	MHz	dBuV/m	dBuV/m	dB	dBuV	dB	dB/m	dB	cm	deg		
1	11645.77	45.10	54.00	-8.90	28.73	10.79	38.98	33.40	162	252	Average	HORIZONTAL
2	11650.64	58.36	74.00	-15.64	41.97	10.81	38.99	33.41	162	252	Peak	HORIZONTAL

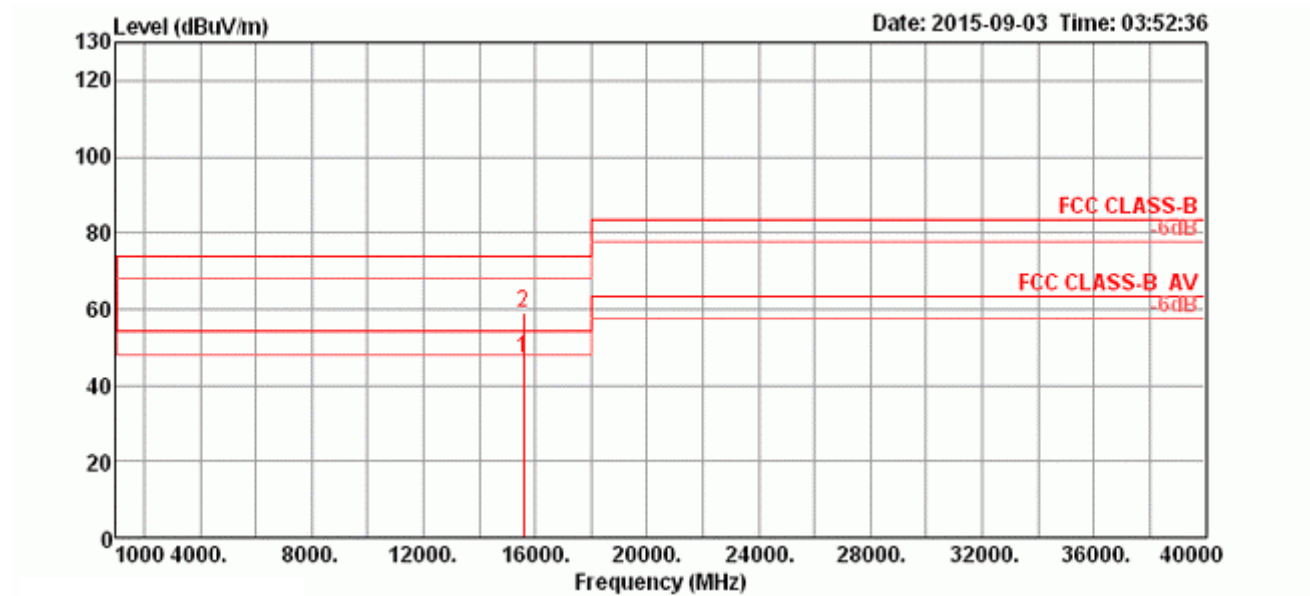
Vertical



	Freq	Level	Limit	Over	Read	CableAntenna	Preamp	A/Pos	T/Pos	Remark	Pol/Phase
	MHz	dBuV/m	dBuV/m	dB	dBuV	dB	dB/m	dB	cm	deg	
1	11647.48	59.71	74.00	-14.29	43.33	10.81	38.98	33.41	168	275 Peak	VERTICAL
2	11650.00	46.38	54.00	-7.62	30.00	10.81	38.98	33.41	168	275 Average	VERTICAL

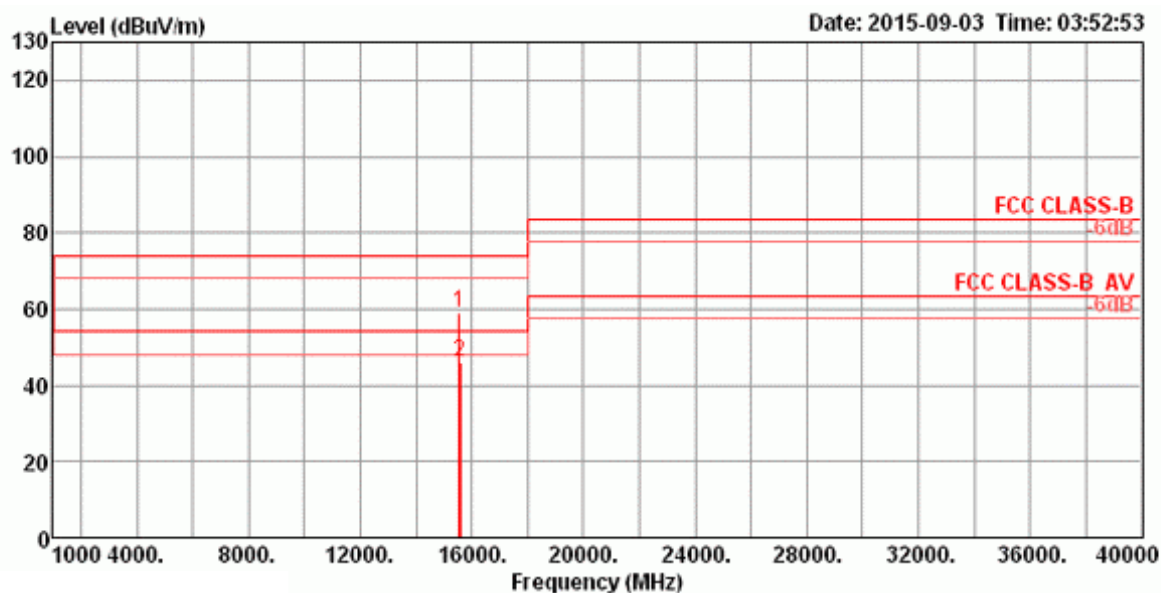
Temperature	26°C	Humidity	57%
Test Engineer	Roki Liu	Configurations	IEEE 802.11ac MCS0/Nss1 VHT40 CH 38 / Chain 9

Horizontal



	Freq	Level	Limit	Over	Read	CableAntenna	Preamp	A/Pos	T/Pos	Remark	Pol/Phase
	MHz	dBuV/m	dBuV/m	dB	dBuV	dB	dB/m	dB	cm	deg	
1	15568.09	47.01	54.00	-6.99	30.07	12.58	38.09	33.73	141	207 Average	HORIZONTAL
2	15571.91	59.22	74.00	-14.78	42.28	12.58	38.09	33.73	141	207 Peak	HORIZONTAL

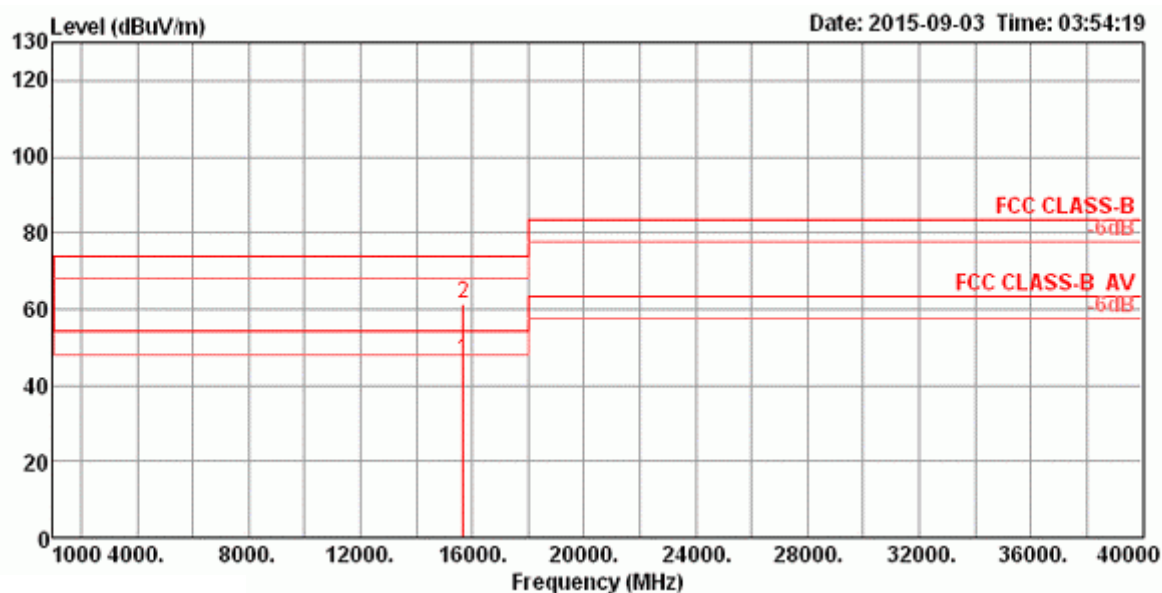
Vertical



	Freq	Level	Limit	Over	Read	CableAntenna	Preamp	A/Pos	T/Pos	Remark	Pol/Phase
	MHz	dBuV/m	dBuV/m	dB	dBuV	Loss	Factor	Factor	cm	deg	
1	15565.80	59.09	74.00	-14.91	42.15	12.58	38.09	33.73	153	185 Peak	VERTICAL
2	15574.21	45.99	54.00	-8.01	29.07	12.58	38.09	33.75	153	185 Average	VERTICAL

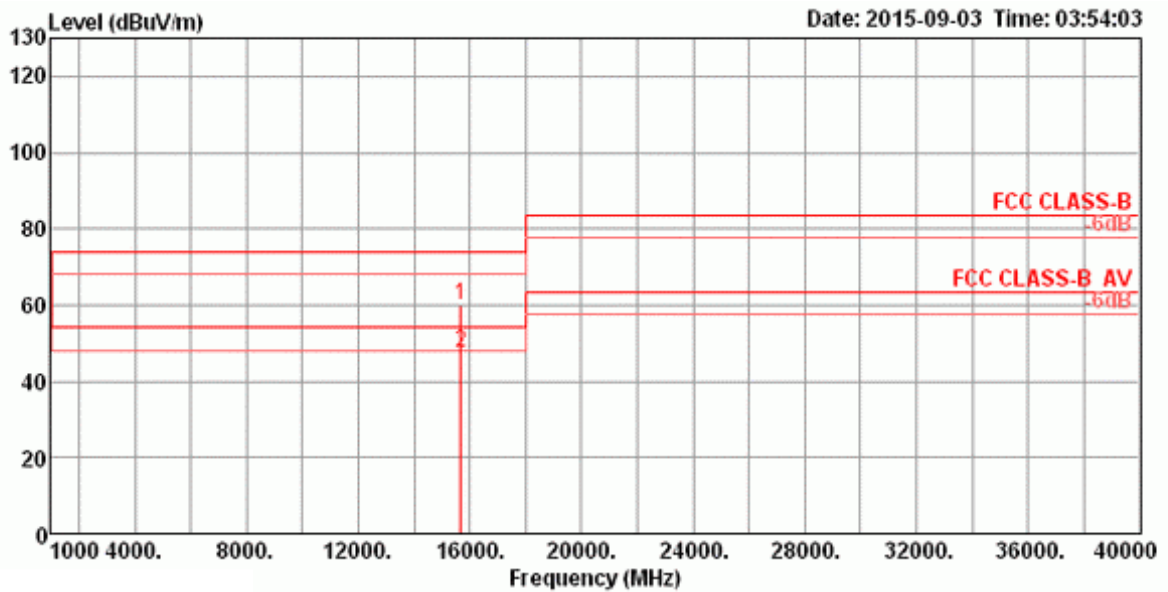
Temperature	26°C	Humidity	57%
Test Engineer	Roki Liu	Configurations	IEEE 802.11ac MCS0/Nss1 VHT40 CH 46 / Chain 9

Horizontal



	Freq	Level	Limit	Over	Read	CableAntenna	Preamp	A/Pos	T/Pos	Remark	Pol/Phase
	MHz	dBuV/m	dBuV/m	dB	dBuV	dB	dB/m	dB	cm	deg	
1	15688.22	46.42	54.00	-7.58	29.79	12.58	37.90	33.85	132	149 Average	HORIZONTAL
2	15690.64	61.62	74.00	-12.38	44.99	12.58	37.90	33.85	132	149 Peak	HORIZONTAL

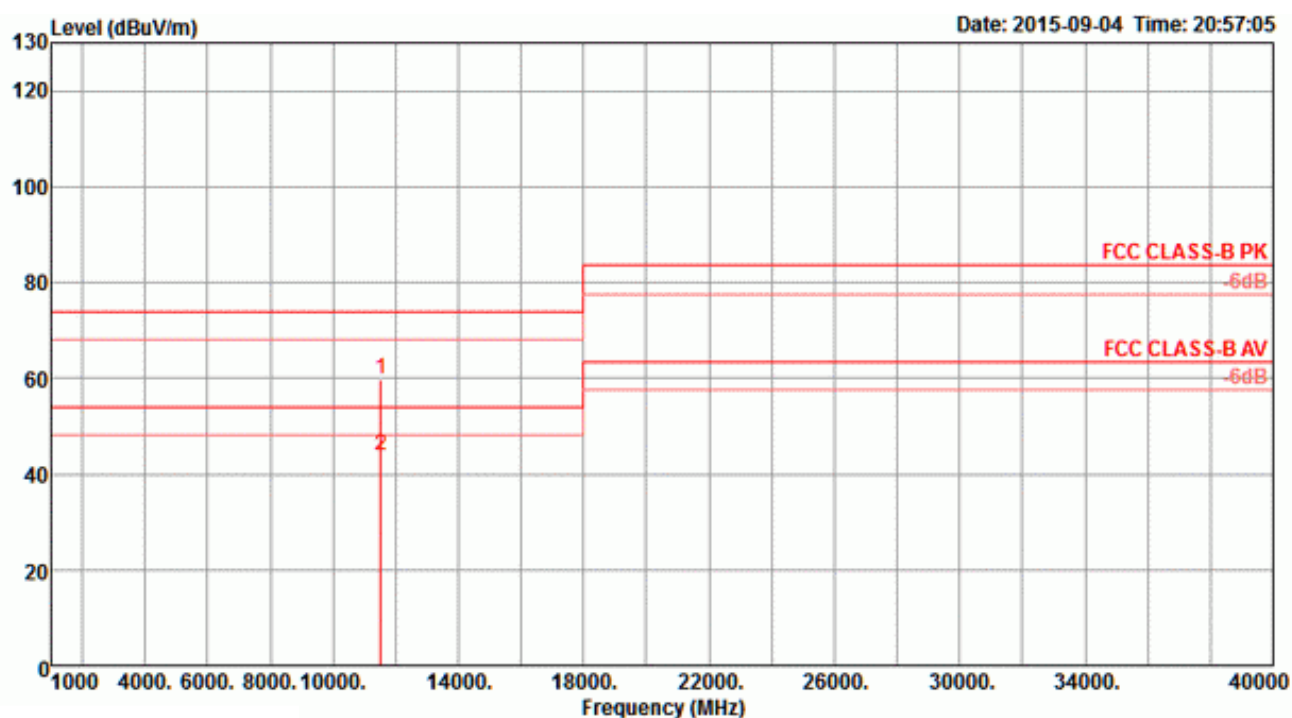
Vertical



	Freq	Level	Limit	Over	Read	CableAntenna	Preamp	A/Pos	T/Pos	Remark	Pol/Phase
	MHz	dBuV/m	dBuV/m	dB	dBuV	Loss	Factor	Factor	cm	deg	
1	15690.32	59.95	74.00	-14.05	43.32	12.58	37.90	33.85	162	169 Peak	VERTICAL
2	15692.61	47.71	54.00	-6.29	31.08	12.58	37.90	33.85	162	169 Average	VERTICAL

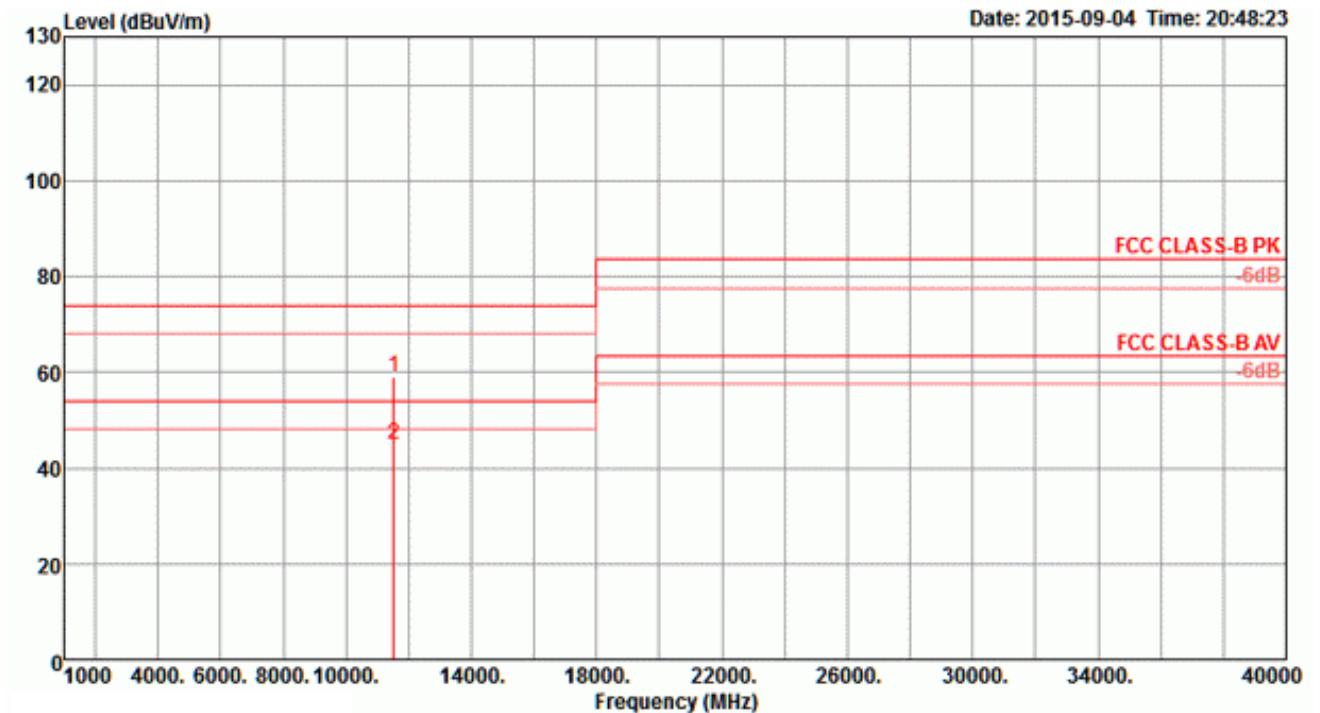
Temperature	26°C	Humidity	57%
Test Engineer	Roki Liu	Configurations	IEEE 802.11ac MCS0/Nss1 VHT40 CH 151 / Chain 9

Horizontal



	Freq	Level	Limit	Over	Read	Cable	Antenna	Preamp	T/Pos	A/Pos	Remark	Pol/Phase
	MHz	dBuV/m	dBuV/m	dB	dBuV	dB	dB/m	dB	deg	cm		
1	11511.92	59.73	74.00	-14.27	49.11	6.54	38.70	34.62	219	152	Peak	HORIZONTAL
2	11515.76	43.76	54.00	-10.24	33.14	6.54	38.70	34.62	219	152	Average	HORIZONTAL

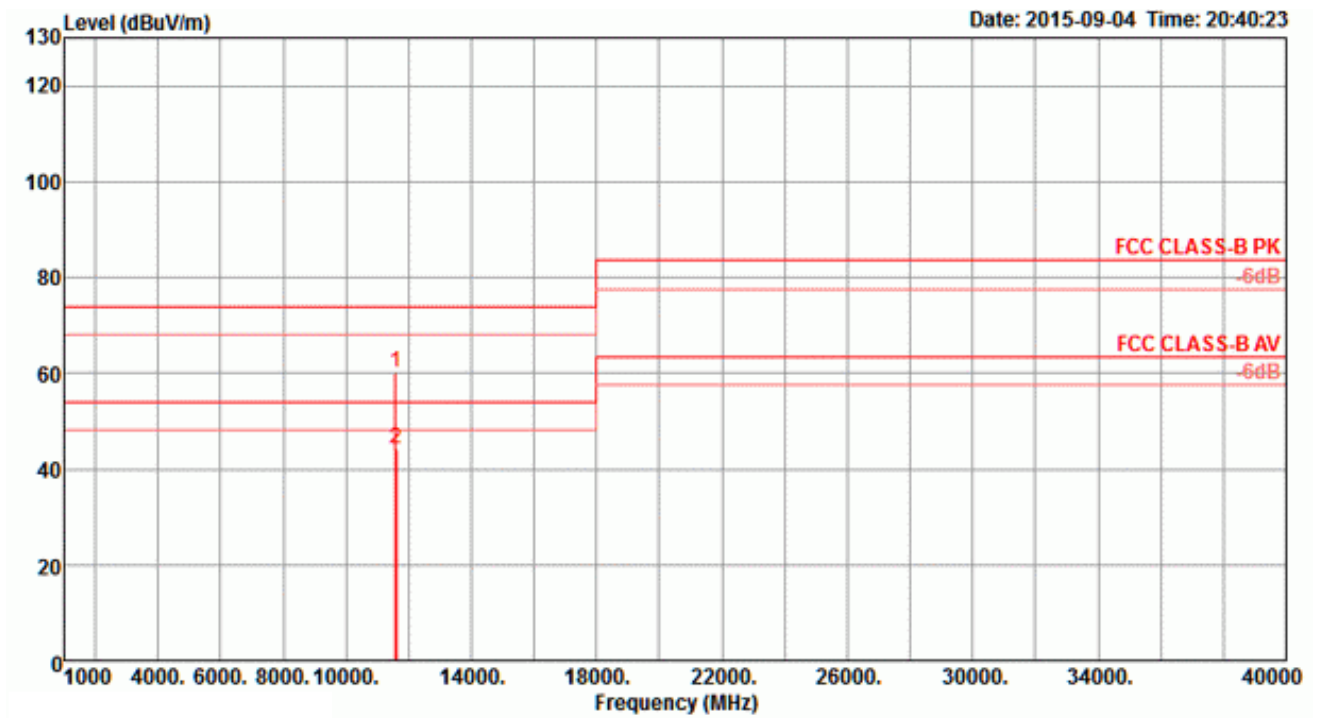
Vertical



	Freq	Level	Limit	Over	Read	CableAntenna	Preamp	T/Pos	A/Pos	Remark	Pol/Phase
	MHz	dBuV/m	dBuV/m	dB	dBuV	dB	dB/m	dB	deg	cm	
1	11512.04	59.14	74.00	-14.86	48.52	6.54	38.70	34.62	171	163 Peak	VERTICAL
2	11516.72	44.81	54.00	-9.19	34.19	6.54	38.70	34.62	171	163 Average	VERTICAL

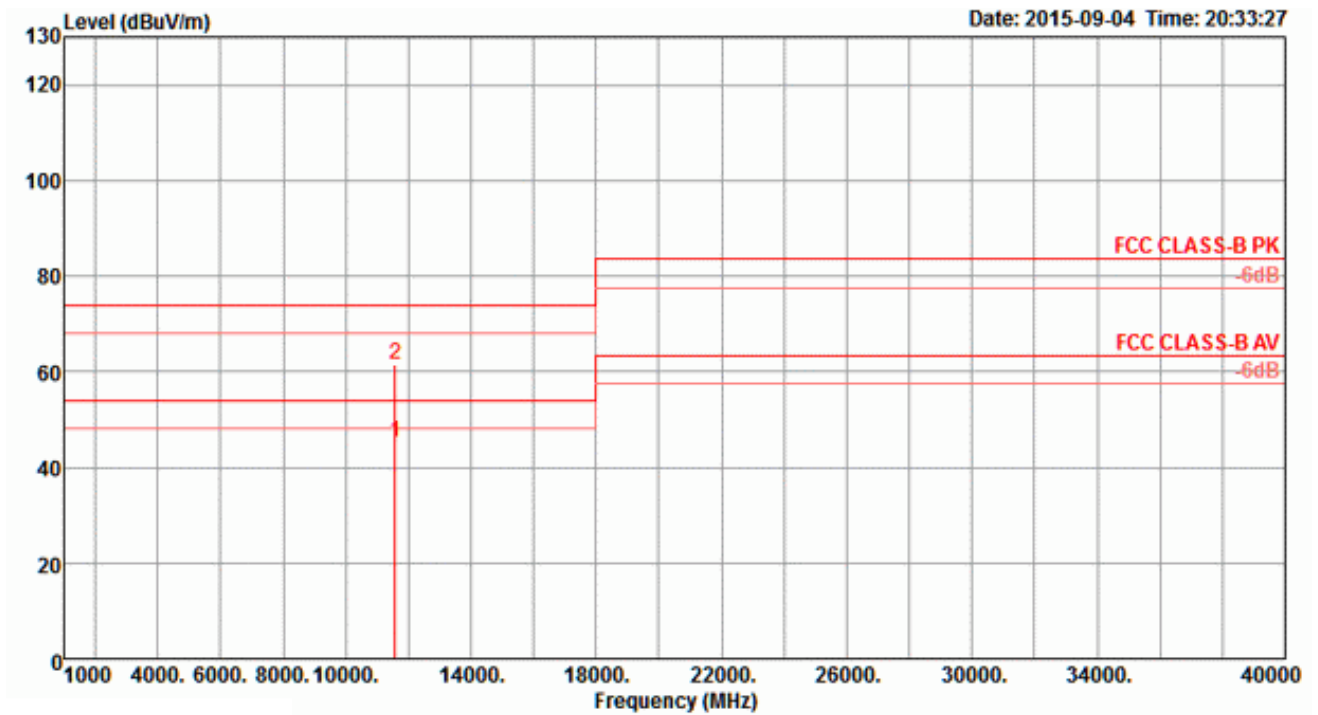
Temperature	26°C	Humidity	57%
Test Engineer	Roki Liu	Configurations	IEEE 802.11ac MCS0/Nss1 VHT40 CH 159 / Chain 9

Horizontal



	Freq	Level	Limit	Over	Read	Cable	Antenna	Preamp	T/Pos	A/Pos	Remark	Pol/Phase
	MHz	dBuV/m	dBuV/m	dB	dBuV	dB	dB/m	dB	deg	cm		
1	11585.24	60.11	74.00	-13.89	49.49	6.55	38.72	34.65	119	169	Peak	HORIZONTAL
2	11594.72	44.06	54.00	-9.94	33.44	6.55	38.72	34.65	119	169	Average	HORIZONTAL

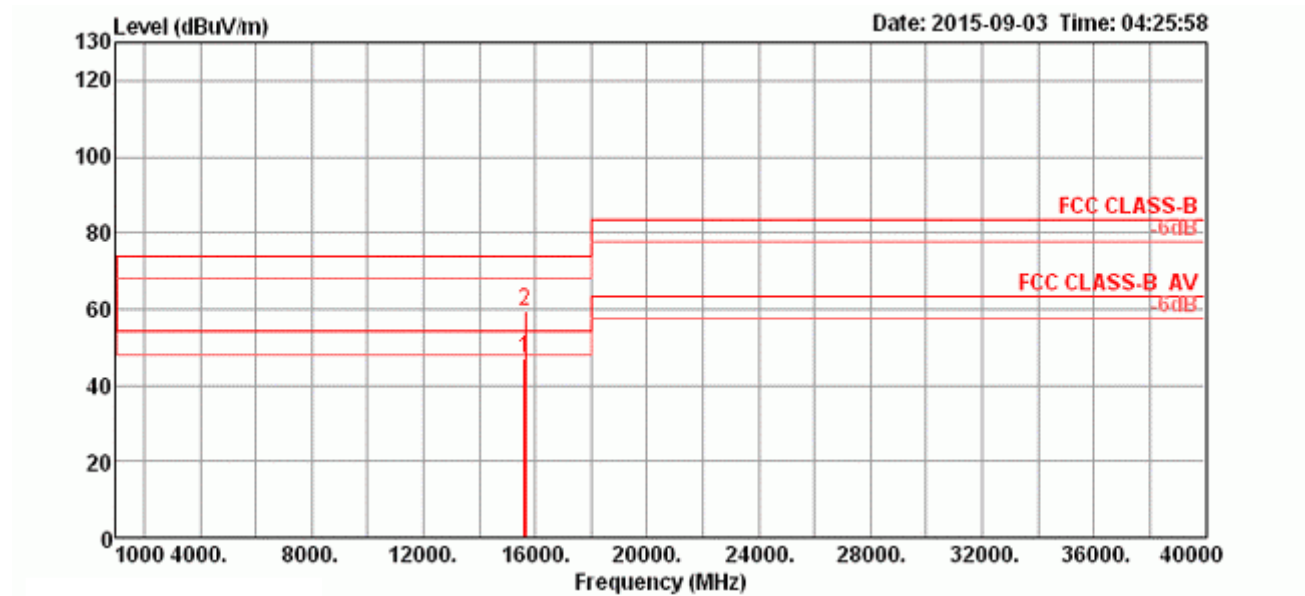
Vertical



	Freq	Level	Limit	Over	Read	CableAntenna	Preamp	T/Pos	A/Pos	Remark	Pol/Phase
	MHz	dBuV/m	dBuV/m	dB	dBuV	dB	dB/m	dB	deg	cm	
1	11589.08	45.10	54.00	-8.90	34.48	6.55	38.72	34.65	171	176 Average	VERTICAL
2	11591.24	61.52	74.00	-12.48	50.90	6.55	38.72	34.65	171	176 Peak	VERTICAL

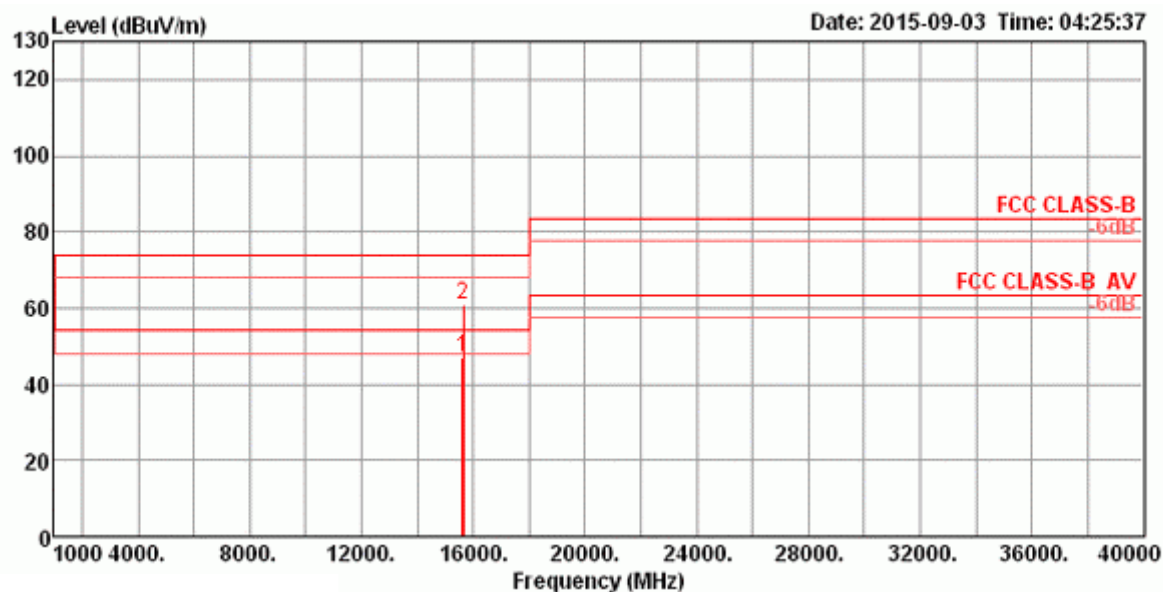
Temperature	26°C	Humidity	57%
Test Engineer	Roki Liu	Configurations	IEEE 802.11ac MCS0/Nss1 VHT80 CH 42 / Chain 9

Horizontal



	Freq	Level	Limit	Over	Read	CableAntenna	Preamp	A/Pos	T/Pos	Remark	Pol/Phase
	MHz	dBuV/m	dBuV/m	dB	dBuV	dB	dB/m	dB	cm	deg	
1	15627.34	47.21	54.00	-6.79	30.42	12.58	38.01	33.80	162	289 Average	HORIZONTAL
2	15633.39	59.63	74.00	-14.37	42.87	12.58	37.98	33.80	162	289 Peak	HORIZONTAL

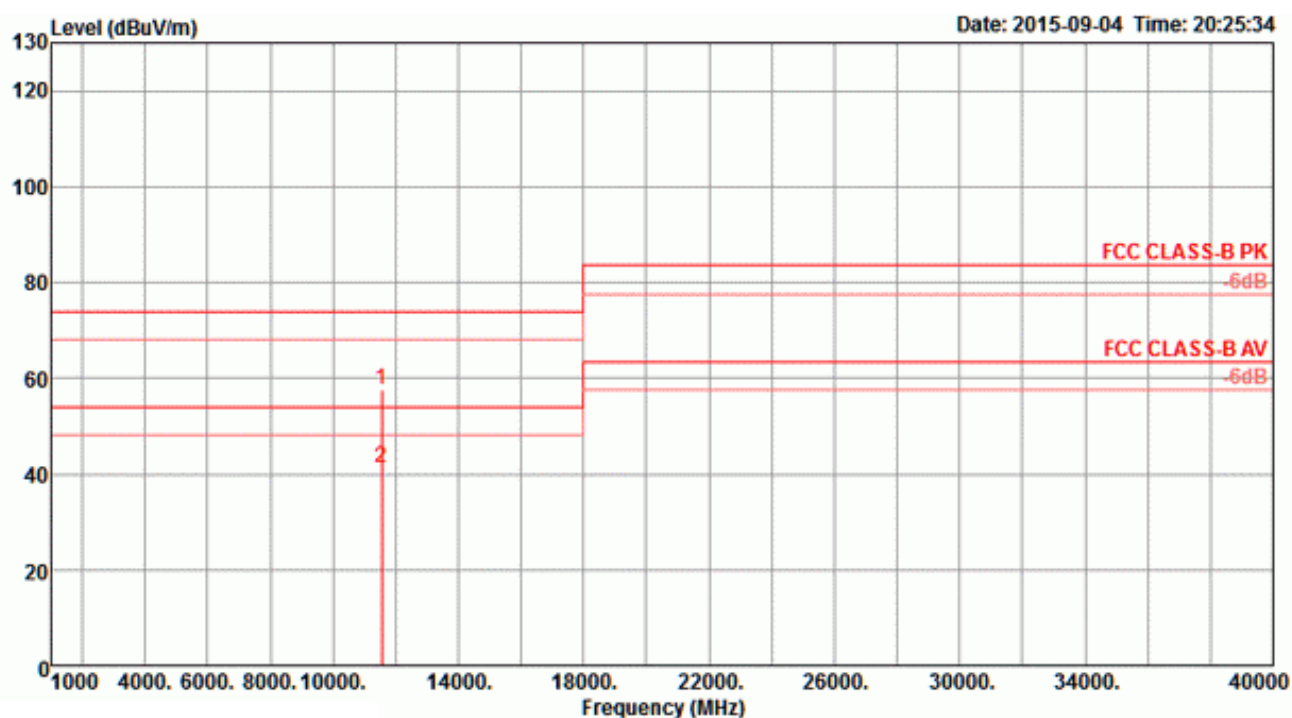
Vertical



	Freq	Level	Limit	Over	Read	CableAntenna	Preamp	A/Pos	T/Pos	Remark	Pol/Phase
	MHz	dBuV/m	dBuV/m	dB	dBuV	dB	dB/m	dB	cm	deg	
1	15630.65	47.08	54.00	-6.92	30.32	12.58	37.98	33.80	135	330 Average	VERTICAL
2	15631.61	60.85	74.00	-13.15	44.09	12.58	37.98	33.80	135	330 Peak	VERTICAL

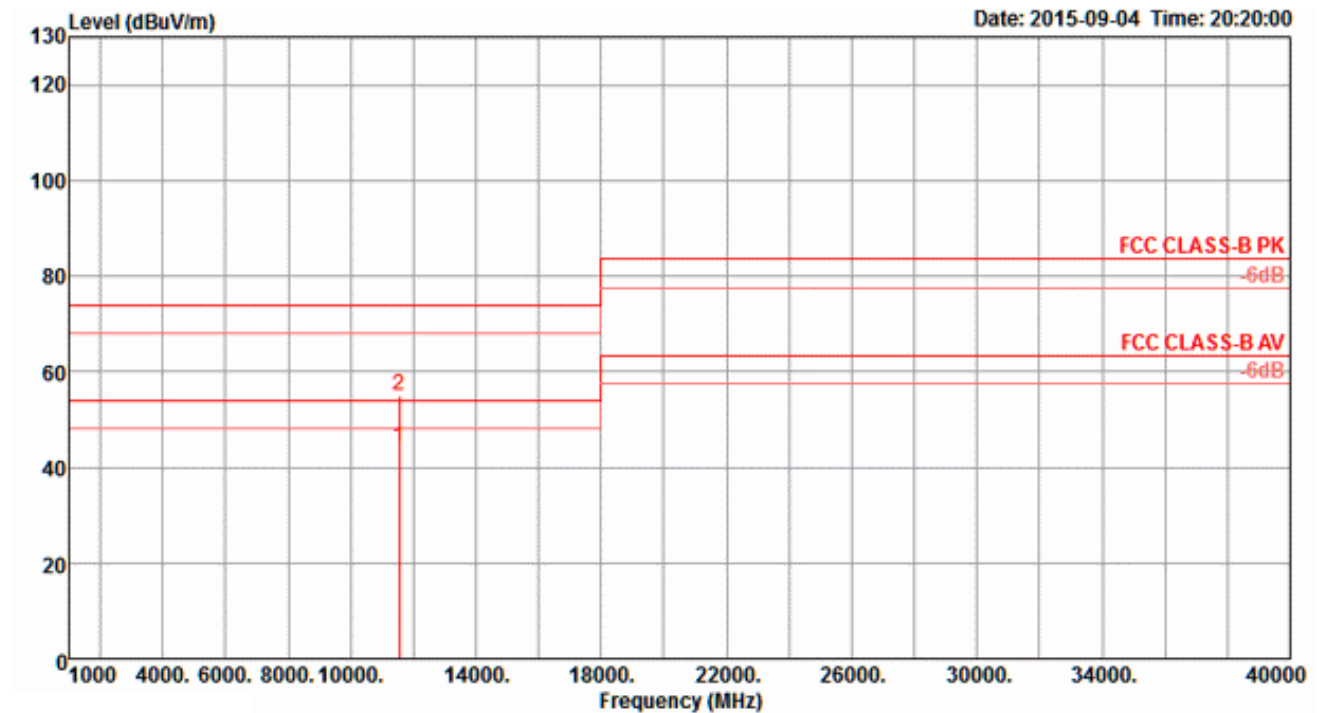
Temperature	26°C	Humidity	57%
Test Engineer	Roki Liu	Configurations	IEEE 802.11ac MCS0/Nss1 VHT80 CH 155 / Chain 9

Horizontal



	Freq	Level	Limit	Over	Read	Cable	Antenna	Preamp	T/Pos	A/Pos	Remark	Pol/Phase
	MHz	dBuV/m	dBuV/m	dB	dBuV	dB	dB/m	dB	deg	cm		
1	11547.92	57.42	74.00	-16.58	46.81	6.54	38.71	34.64	117	152	Peak	HORIZONTAL
2	11547.92	41.46	54.00	-12.54	30.85	6.54	38.71	34.64	117	152	Average	HORIZONTAL

Vertical



	Freq	Level	Limit	Over	Read	CableAntenna	Preamp	T/Pos	A/Pos	Remark	Pol/Phase
	MHz	dBuV/m	dBuV/m	dB	dBuV	dB	dB/m	dB	deg	cm	
1	11542.60	44.29	54.00	-9.71	33.67	6.54	38.71	34.63	144	113 Average	VERTICAL
2	11553.60	55.08	74.00	-18.92	44.46	6.55	38.71	34.64	144	113 Peak	VERTICAL

Note:

The amplitude of spurious emissions that are attenuated by more than 20dB below the permissible value has no need to be reported.

Emission level (dBuV/m) = 20 log Emission level (uV/m).

Corrected Reading: Antenna Factor + Cable Loss + Read Level - Preamp Factor = Level.

4.7. Band Edge Emissions Measurement

4.7.1. Limit

For transmitters operating in the 5.15-5.25 GHz band: all emissions outside of the 5.15-5.35 GHz band shall not exceed an e.i.r.p. of -27 dBm/MHz.

For transmitters operating in the 5.725-5.85 GHz band: all emissions within the frequency range from the band edge to 10 MHz above or below the band edge shall not exceed an e.i.r.p. of -17 dBm/MHz; for frequencies 10 MHz or greater above or below the band edge, emissions shall not exceed an e.i.r.p. of -27 dBm/MHz.

In addition, In case the emission fall within the restricted band specified on 15.205(a), then the 15.209(a) limit in the table below has to be followed.

Frequencies (MHz)	Field Strength (micorvolts/meter)	Measurement Distance (meters)
0.009~0.490	2400/F(kHz)	300
0.490~1.705	24000/F(kHz)	30
1.705~30.0	30	30
30~88	100	3
88~216	150	3
216~960	200	3
Above 960	500	3

4.7.2. Measuring Instruments and Setting

Please refer to section 5 of equipments list in this report. The following table is the setting of the spectrum analyzer.

Spectrum Parameter	Setting
Attenuation	Auto
Span Frequency	100 MHz
RBW / VBW (Emission in restricted band)	1 MHz / 3MHz for Peak, 1 MHz / 1/T for Average
RBW / VBW (Emission in non-restricted band)	1 MHz / 3MHz for Peak

4.7.3. Test Procedures

1. The test procedure is the same as section 4.6.3.

4.7.4. Test Setup Layout

This test setup layout is the same as that shown in section 4.6.4.

4.7.5. Test Deviation

There is no deviation with the original standard.

4.7.6. EUT Operation during Test

<For Non-beamforming Mode>

The EUT was programmed to be in continuously transmitting mode.

<For Beamforming Mode>

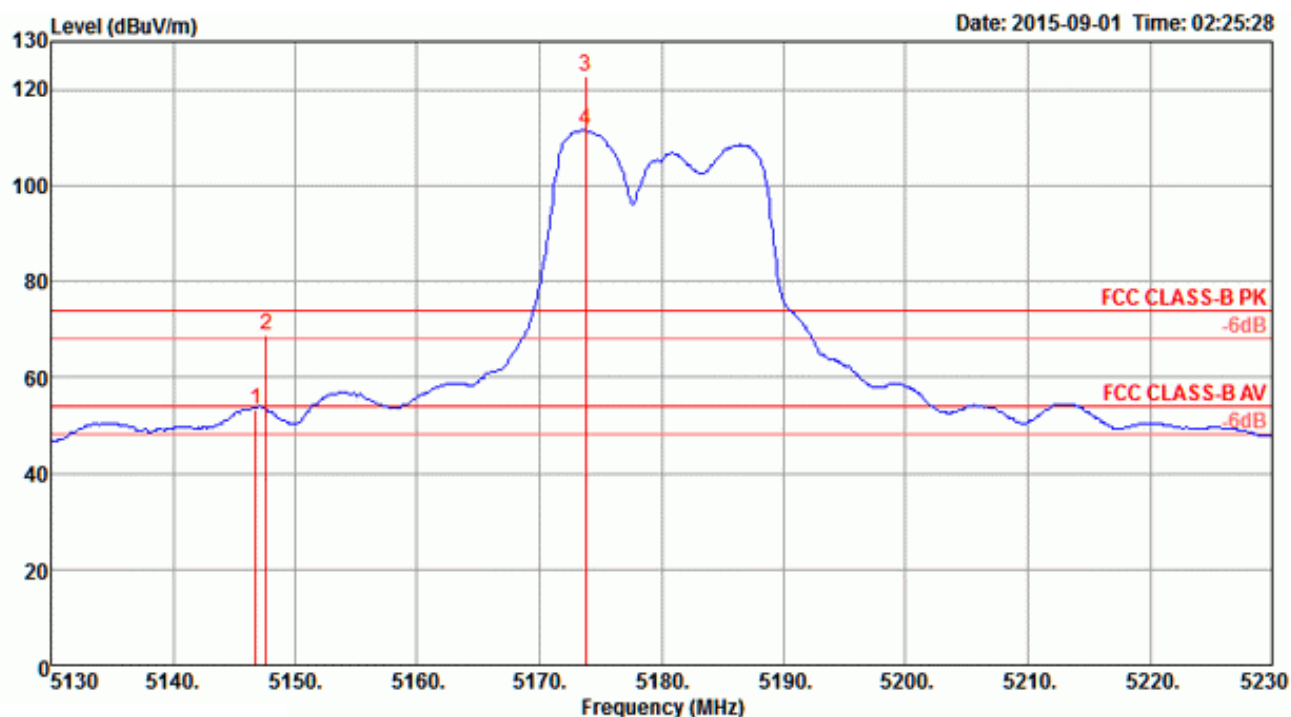
The EUT was programmed to be in beamforming transmitting mode.

4.7.7. Test Result of Band Edge and Fundamental Emissions

Temperature	26°C	Humidity	57%
Test Engineer	Roki Liu	Configurations	IEEE 802.11a CH 36, 40, 48 / Chain 5 + Chain 6 + Chain 7 + Chain 8

<For Radio 2 Non-beamforming Mode>

Channel 36

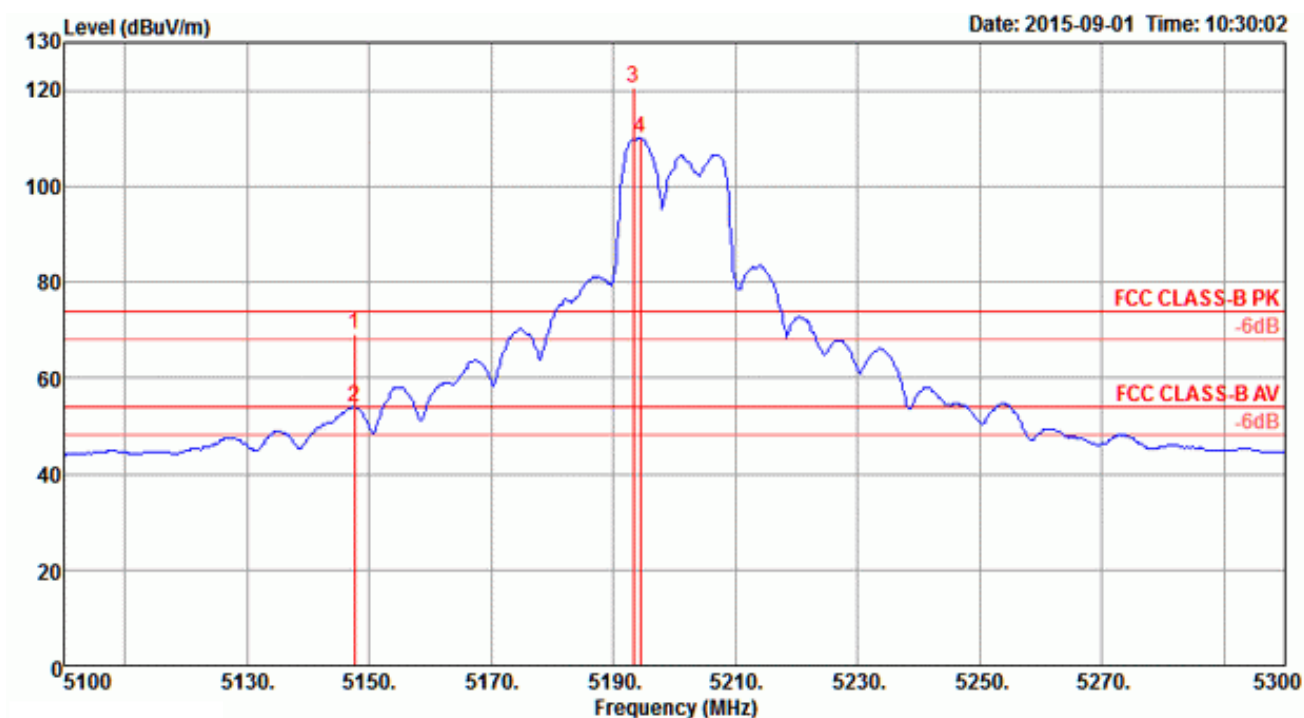


	Freq	Level	Limit	Over	Read	Cable	Antenna	Preamp	T/Pos	A/Pos	Remark	Pol/Phase
	MHz	dBuV/m	dBuV/m	dB	dBuV	dB	dB/m	dB	deg	cm		
1	5146.80	53.39	54.00	-0.61	50.33	4.26	33.27	34.47	39	179	Average	HORIZONTAL
2	5147.60	68.78	74.00	-5.22	65.72	4.26	33.27	34.47	39	179	Peak	HORIZONTAL
3	5173.80	122.67			119.54	4.27	33.33	34.47	39	179	Peak	HORIZONTAL
4	5173.80	111.45			108.32	4.27	33.33	34.47	39	179	Average	HORIZONTAL

Item 3, 4 are the fundamental frequency at 5180 MHz.

Note: Both antenna polarizations have been tested and only the worst case was recorded in test report.

Channel 40

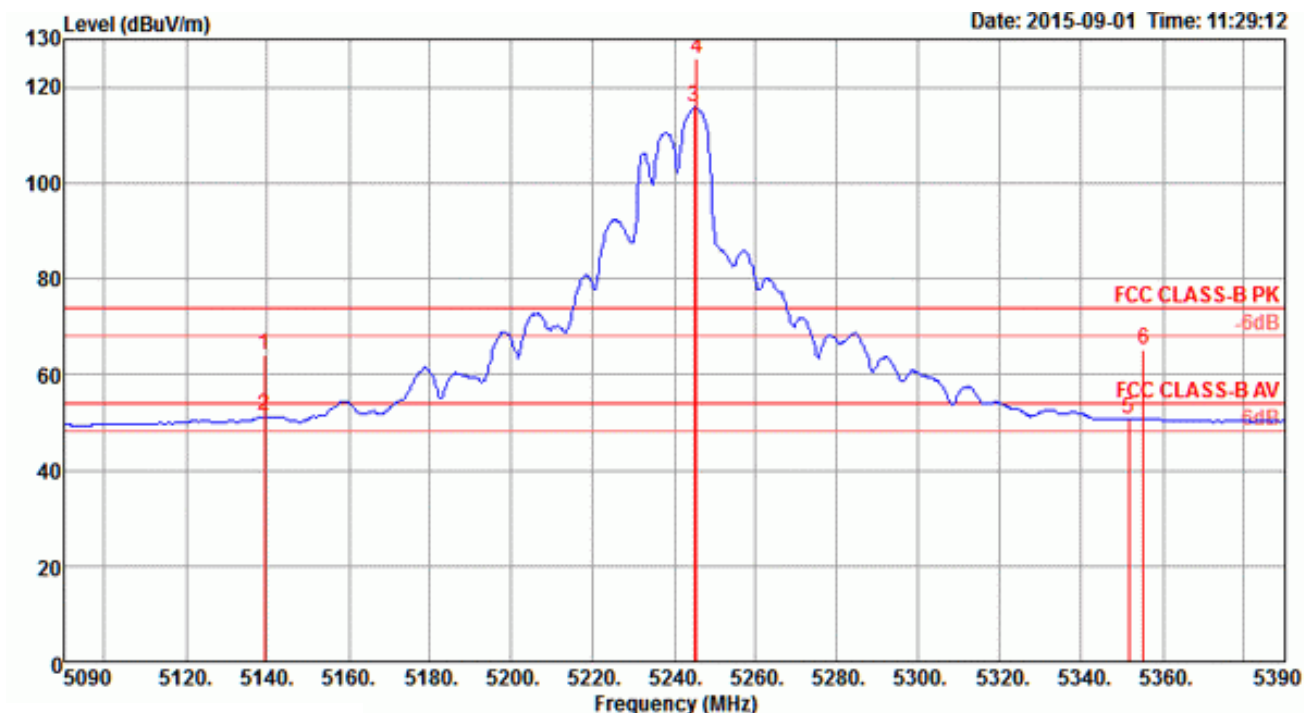


	Freq	Level	Limit	Over	Read	Cable	Antenna	Preamp	T/Pos	A/Pos	Remark	Pol/Phase
	MHz	dBuV/m	dBuV/m	dB	dBuV	dB	dB/m	dB	deg	cm		
1	5147.60	69.10	74.00	-4.90	66.04	4.26	33.27	34.47	38	172	Peak	HORIZONTAL
2	5147.60	53.79	54.00	-0.21	50.73	4.26	33.27	34.47	38	172	Average	HORIZONTAL
3	5193.20	120.52			117.35	4.28	33.36	34.47	38	172	Peak	HORIZONTAL
4	5194.40	110.09			106.92	4.28	33.36	34.47	38	172	Average	HORIZONTAL

Item 3, 4 are the fundamental frequency at 5200 MHz.

Note: Both antenna polarizations have been tested and only the worst case was recorded in test report.

Channel 48



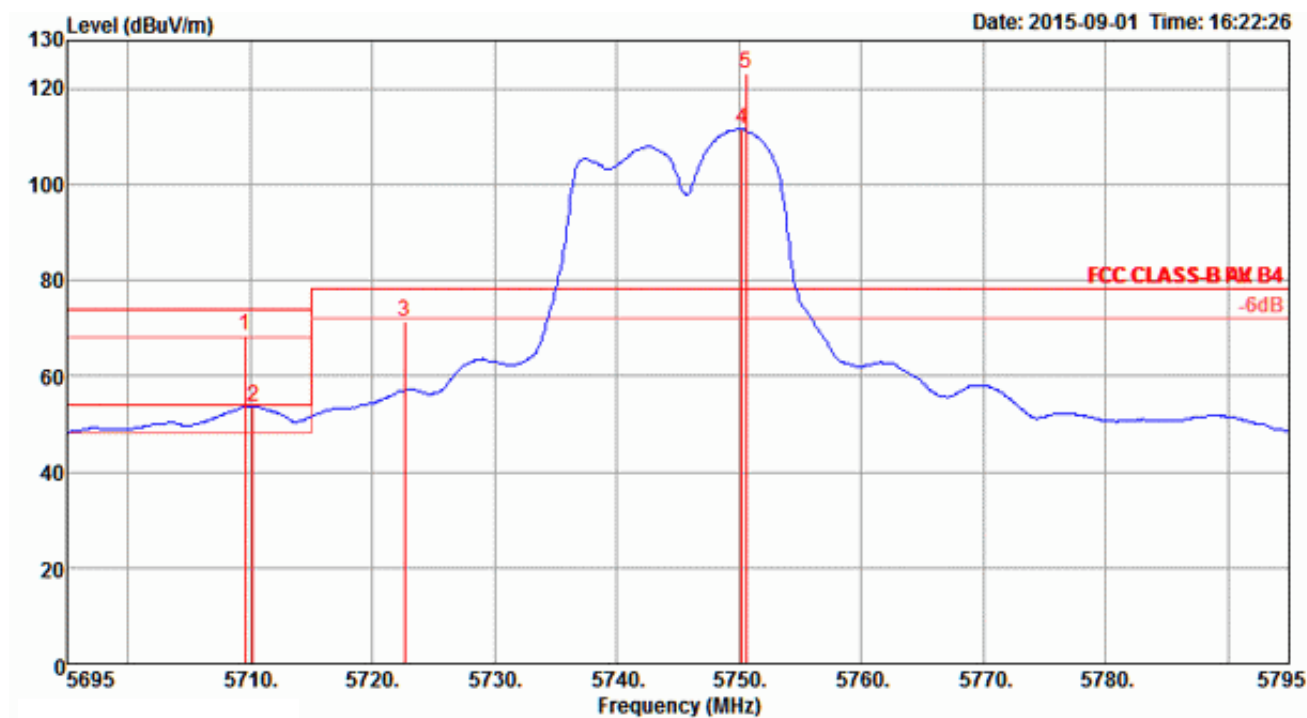
	Freq	Level	Limit	Over	Read	Cable	Antenna	Preamp	T/Pos	A/Pos	Remark	Pol/Phase
	MHz	dBuV/m	dBuV/m	dB	dBuV	dB	dB/m	dB	deg	cm		
1	5139.20	64.19	74.00	-9.81	61.17	4.25	33.24	34.47	305	215	Peak	HORIZONTAL
2	5139.20	51.37	54.00	-2.63	48.35	4.25	33.24	34.47	305	215	Average	HORIZONTAL
3	5244.80	115.79			112.51	4.30	33.45	34.47	305	215	Average	HORIZONTAL
4	5245.40	126.03			122.75	4.30	33.45	34.47	305	215	Peak	HORIZONTAL
5	5351.60	50.78	54.00	-3.22	47.27	4.35	33.63	34.47	305	215	Average	HORIZONTAL
6	5355.20	65.19	74.00	-8.81	61.68	4.35	33.63	34.47	305	215	Peak	HORIZONTAL

Item 3, 4 are the fundamental frequency at 5240 MHz.

Note: Both antenna polarizations have been tested and only the worst case was recorded in test report.

Temperature	26°C	Humidity	57%
Test Engineer	Roki Liu	Configurations	IEEE 802.11a CH 149, 157, 165 / Chain 5 + Chain 6 + Chain 7 + Chain 8

Channel 149

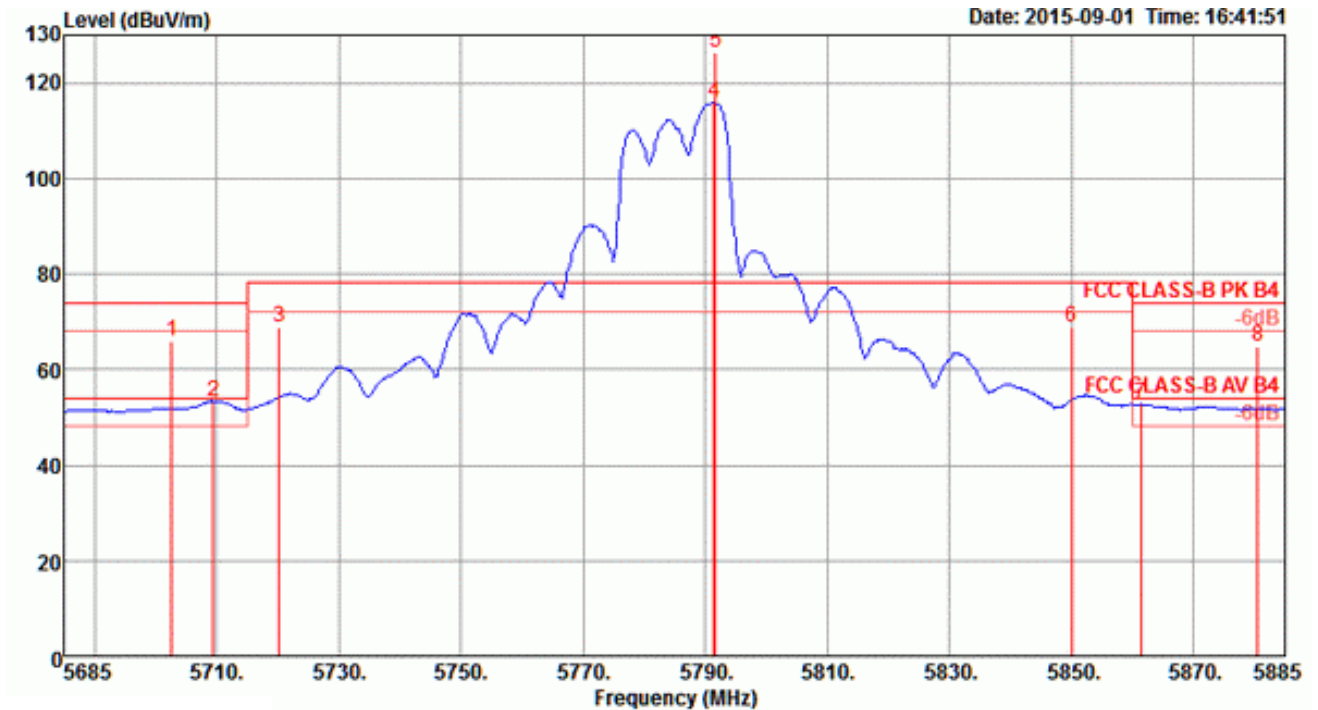


	Freq	Level	Limit	Over	Read	Cable	Antenna	Preamp	T/Pos	A/Pos	Remark	Pol/Phase
	MHz	dBuV/m	dBuV/m	dB	dBuV	dB	dB/m	dB	deg	cm		
1	5709.60	68.44	74.00	-5.56	63.94	4.49	34.52	34.51	312	194	Peak	HORIZONTAL
2	5710.20	53.55	54.00	-0.45	49.05	4.49	34.52	34.51	312	194	Average	HORIZONTAL
3	5722.60	71.24	78.20	-6.96	66.68	4.50	34.57	34.51	312	194	Peak	HORIZONTAL
4	5750.20	111.44			106.84	4.50	34.62	34.52	312	194	Average	HORIZONTAL
5	5750.60	123.03			118.43	4.50	34.62	34.52	312	194	Peak	HORIZONTAL

Item 4, 5 are the fundamental frequency at 5745 MHz.

Note: Both antenna polarizations have been tested and only the worst case was recorded in test report.

Channel 157

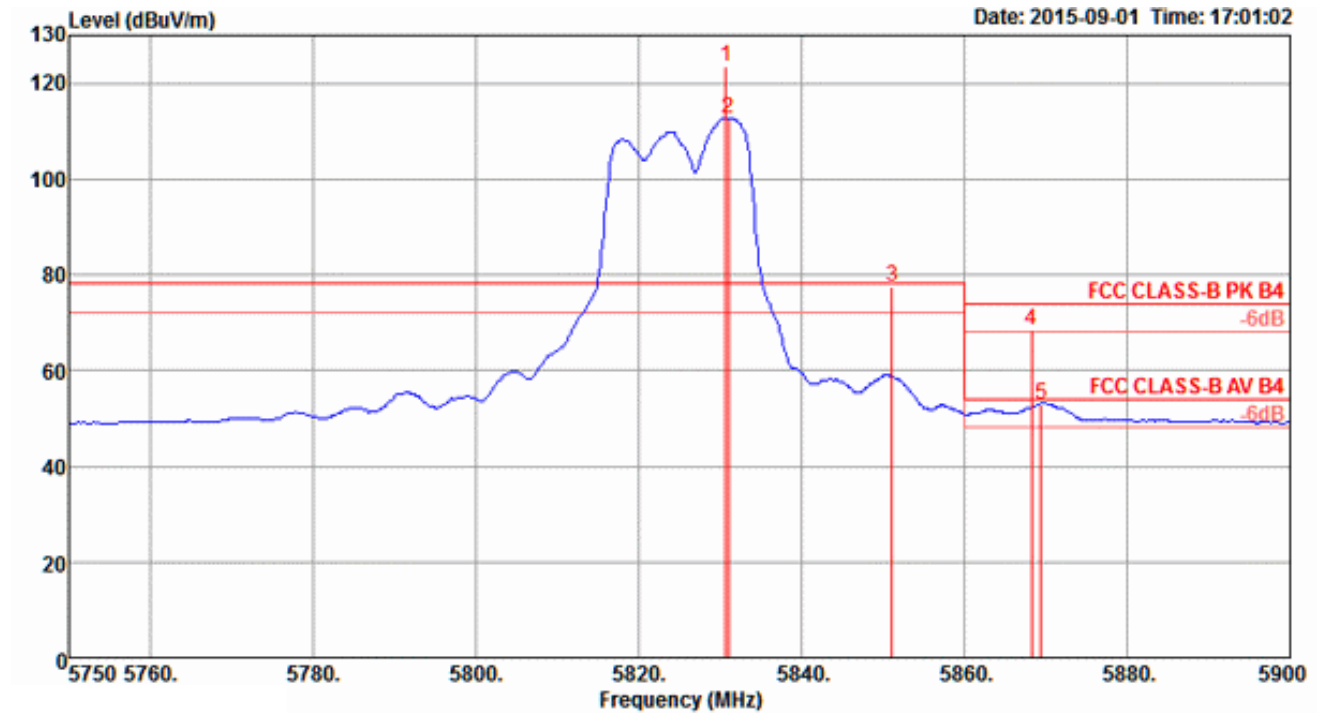


	Freq	Level	Limit	Over	Read	Cable	Antenna	Preamp	T/Pos	A/Pos	Remark	Pol/Phase
	MHz	dBuV/m	dBuV/m	dB	dBuV	dB	dB/m	dB	deg	cm		
1	5702.60	65.87	74.00	-8.13	61.37	4.49	34.52	34.51	309	170	Peak	HORIZONTAL
2	5709.40	53.26	54.00	-0.74	48.76	4.49	34.52	34.51	309	170	Average	HORIZONTAL
3	5720.20	68.76	78.20	-9.44	64.20	4.50	34.57	34.51	309	170	Peak	HORIZONTAL
4	5791.40	115.95			111.18	4.52	34.78	34.53	309	170	Average	HORIZONTAL
5	5791.80	126.36			121.59	4.52	34.78	34.53	309	170	Peak	HORIZONTAL
6	5850.00	68.67	78.20	-9.53	63.74	4.54	34.93	34.54	309	170	Peak	HORIZONTAL
7	5861.40	52.71	54.00	-1.29	47.71	4.55	34.99	34.54	309	170	Average	HORIZONTAL
8	5880.60	64.77	74.00	-9.23	59.72	4.55	35.04	34.54	309	170	Peak	HORIZONTAL

Item 4, 5 are the fundamental frequency at 5785 MHz.

Note: Both antenna polarizations have been tested and only the worst case was recorded in test report.

Channel 165



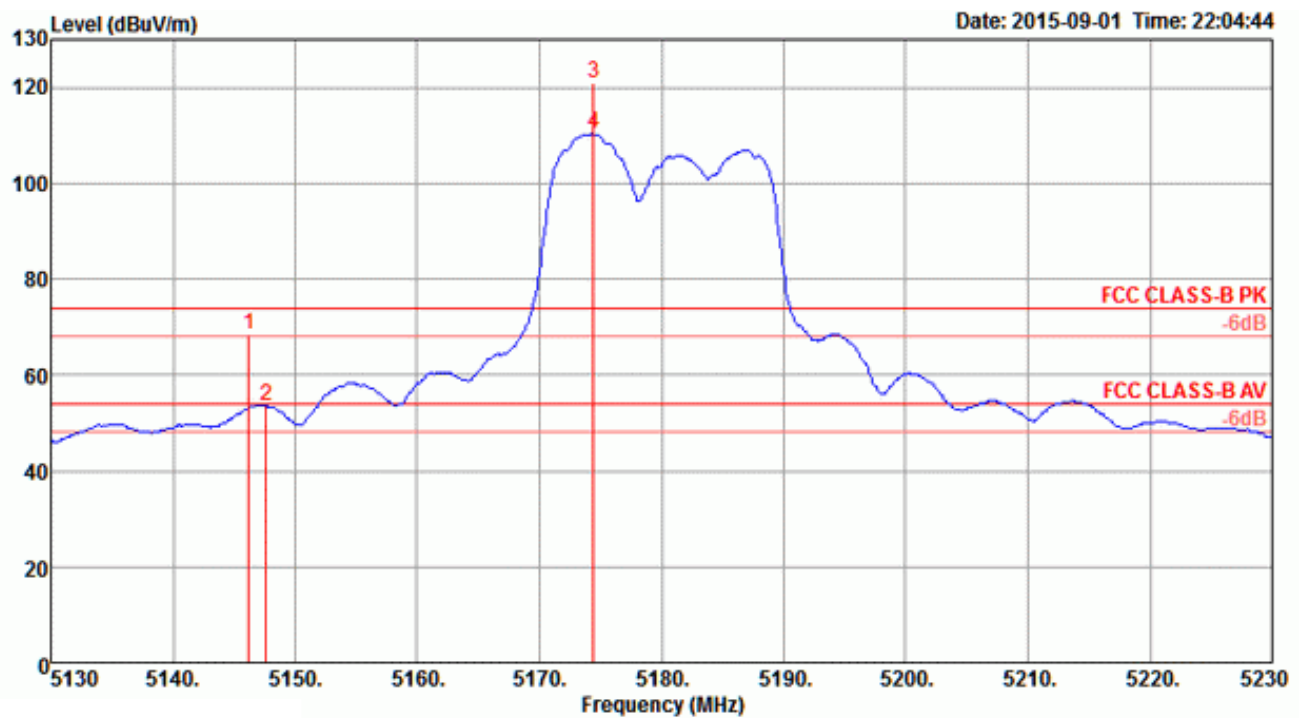
	Freq	Level	Limit	Over	Read	Cable	Antenna	Preamp	T/Pos	A/Pos	Remark	Pol/Phase
	MHz	dBuV/m	dBuV/m	dB	dBuV	dB	dB/m	dB	deg	cm		
1	5830.70	123.38			118.50	4.53	34.88	34.53	310	188	Peak	HORIZONTAL
2	5831.00	112.67			107.79	4.53	34.88	34.53	310	188	Average	HORIZONTAL
3	5851.10	77.67	78.20	-0.53	72.74	4.54	34.93	34.54	310	188	Peak	HORIZONTAL
4	5868.20	68.29	74.00	-5.71	63.29	4.55	34.99	34.54	310	188	Peak	HORIZONTAL
5	5869.40	53.00	54.00	-1.00	48.00	4.55	34.99	34.54	310	188	Average	HORIZONTAL

Item 1, 2 are the fundamental frequency at 5825 MHz.

Note: Both antenna polarizations have been tested and only the worst case was recorded in test report.

Temperature	26°C	Humidity	57%
Test Engineer	Roki Liu	Configurations	IEEE 802.11ac MCS0/Nss1 VHT20 CH 36, 40, 48 / Chain 5 + Chain 6 + Chain 7 + Chain 8

Channel 36

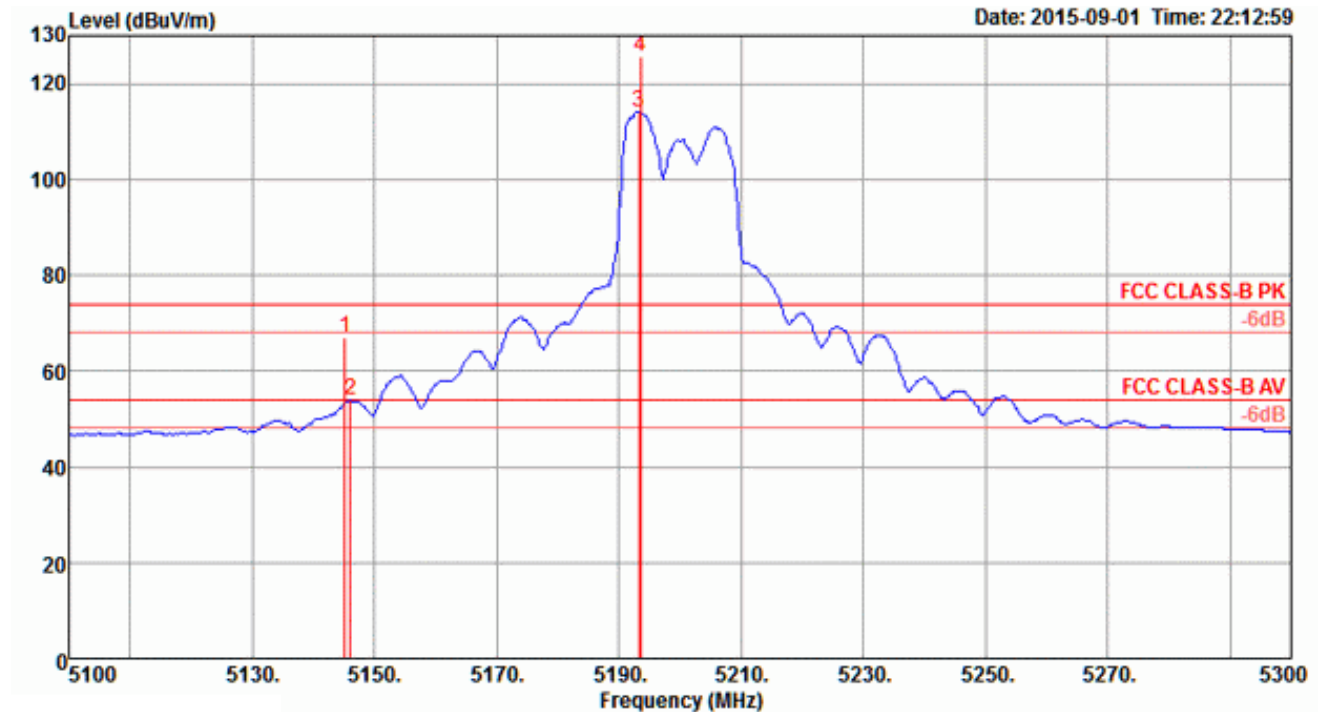


	Freq	Level	Limit	Over	Read	Cable	Antenna	Preamp	T/Pos	A/Pos	Remark	Pol/Phase
	MHz	dBuV/m	dBuV/m	dB	dBuV	dB	dB/m	dB	deg	cm		
1	5146.20	68.43	74.00	-5.57	65.37	4.26	33.27	34.47	37	173	Peak	HORIZONTAL
2	5147.60	53.52	54.00	-0.48	50.46	4.26	33.27	34.47	37	173	Average	HORIZONTAL
3	5174.40	120.95			117.82	4.27	33.33	34.47	37	173	Peak	HORIZONTAL
4	5174.40	110.30			107.17	4.27	33.33	34.47	37	173	Average	HORIZONTAL

Item 3, 4 are the fundamental frequency at 5180 MHz.

Note: Both antenna polarizations have been tested and only the worst case was recorded in test report.

Channel 40

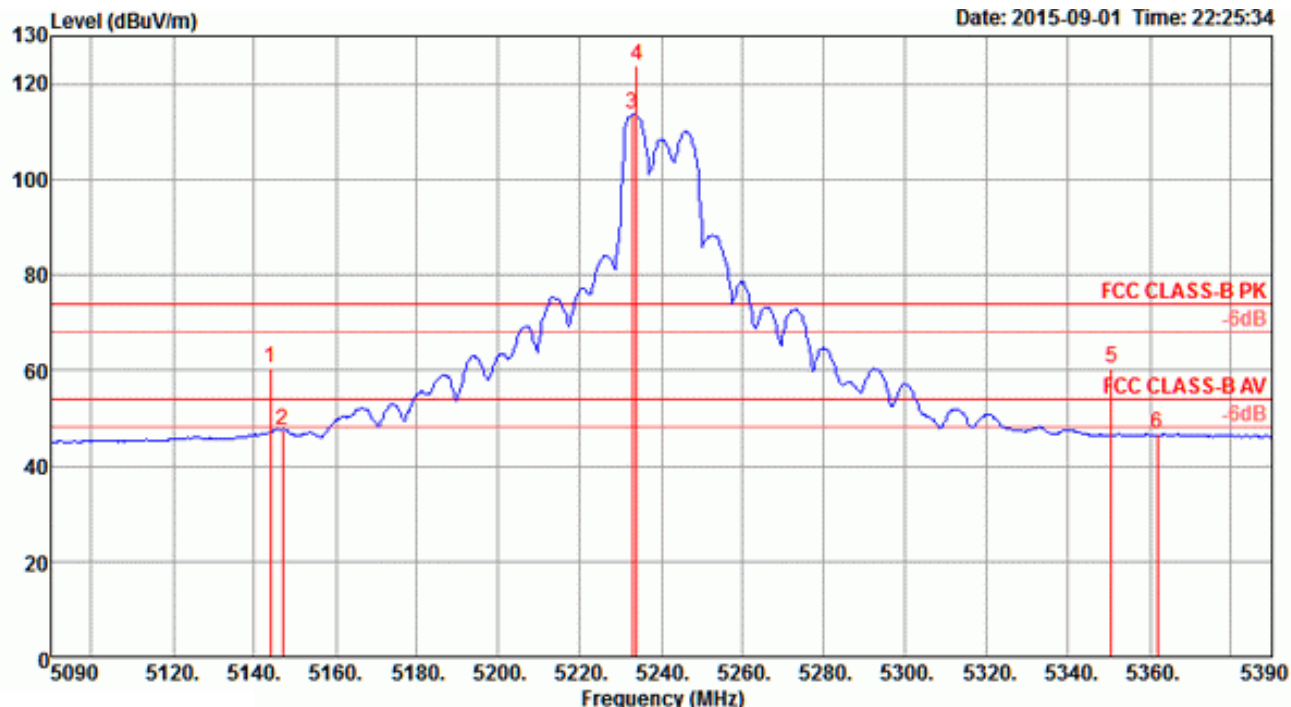


	Freq	Level	Limit	Over	Read	Cable	Antenna	Preamp	T/Pos	A/Pos	Remark	Pol/Phase
	MHz	dBuV/m	dBuV/m	dB	dBuV	dB	dB/m	dB	deg	cm		
1	5145.20	66.88	74.00	-7.12	63.82	4.26	33.27	34.47	43	185	Peak	HORIZONTAL
2	5146.00	53.82	54.00	-0.18	50.76	4.26	33.27	34.47	43	185	Average	HORIZONTAL
3	5193.20	114.15			110.98	4.28	33.36	34.47	43	185	Average	HORIZONTAL
4	5193.60	125.54			122.37	4.28	33.36	34.47	43	185	Peak	HORIZONTAL

Item 3, 4 are the fundamental frequency at 5200 MHz.

Note: Both antenna polarizations have been tested and only the worst case was recorded in test report.

Channel 48



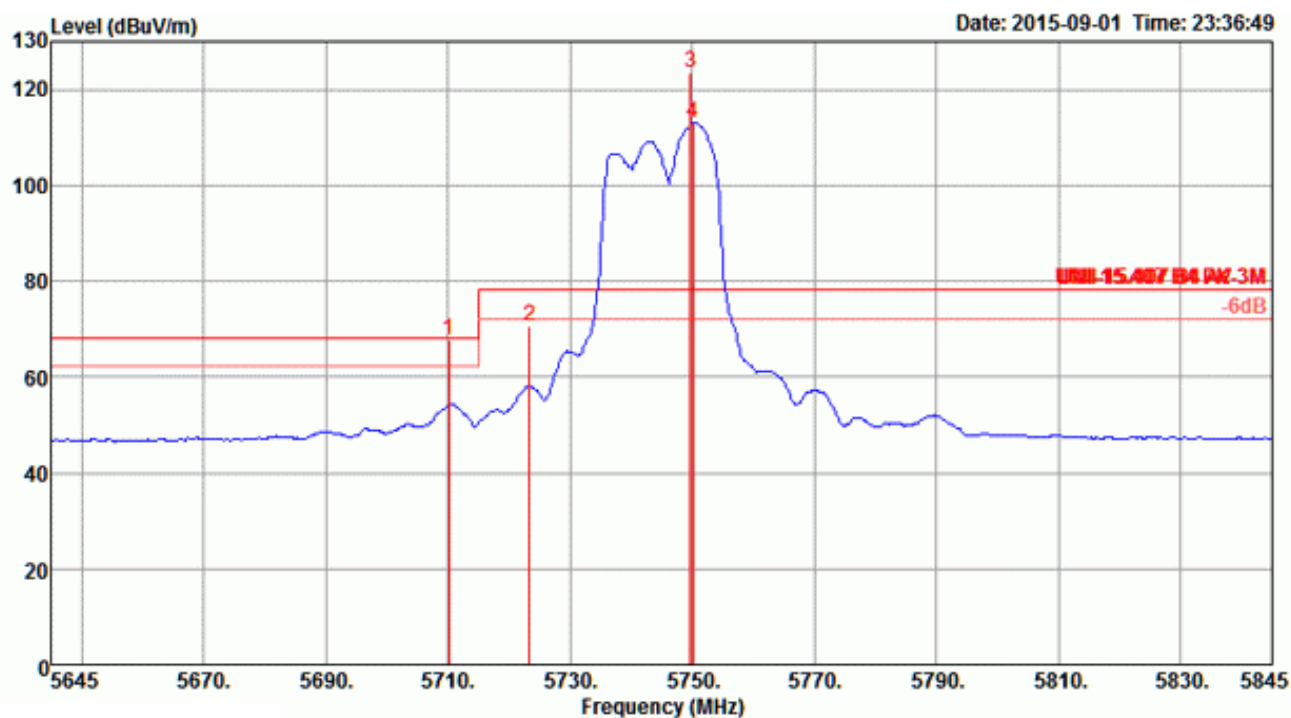
	Freq	Level	Limit	Over	Read	Cable	Antenna	Preamp	T/Pos	A/Pos	Remark	Pol/Phase
	MHz	dBuV/m	dBuV/m	dB	dBuV	dB	dB/m	dB	deg	cm		
1	5144.00	60.31	74.00	-13.69	57.25	4.26	33.27	34.47	47	182	Peak	HORIZONTAL
2	5147.00	47.56	54.00	-6.44	44.50	4.26	33.27	34.47	47	182	Average	HORIZONTAL
3	5232.80	113.70			110.45	4.30	33.42	34.47	47	182	Average	HORIZONTAL
4	5234.00	124.00			120.75	4.30	33.42	34.47	47	182	Peak	HORIZONTAL
5	5350.60	60.41	74.00	-13.59	56.90	4.35	33.63	34.47	47	182	Peak	HORIZONTAL
6	5361.80	46.70	54.00	-7.30	43.15	4.36	33.66	34.47	47	182	Average	HORIZONTAL

Item 3, 4 are the fundamental frequency at 5240 MHz.

Note: Both antenna polarizations have been tested and only the worst case was recorded in test report.

Temperature	26°C	Humidity	57%
Test Engineer	Roki Liu	Configurations	IEEE 802.11ac MCS0/Nss1 VHT20 CH 149, 157, 165 / Chain 5 + Chain 6 + Chain 7 + Chain 8

Channel 149

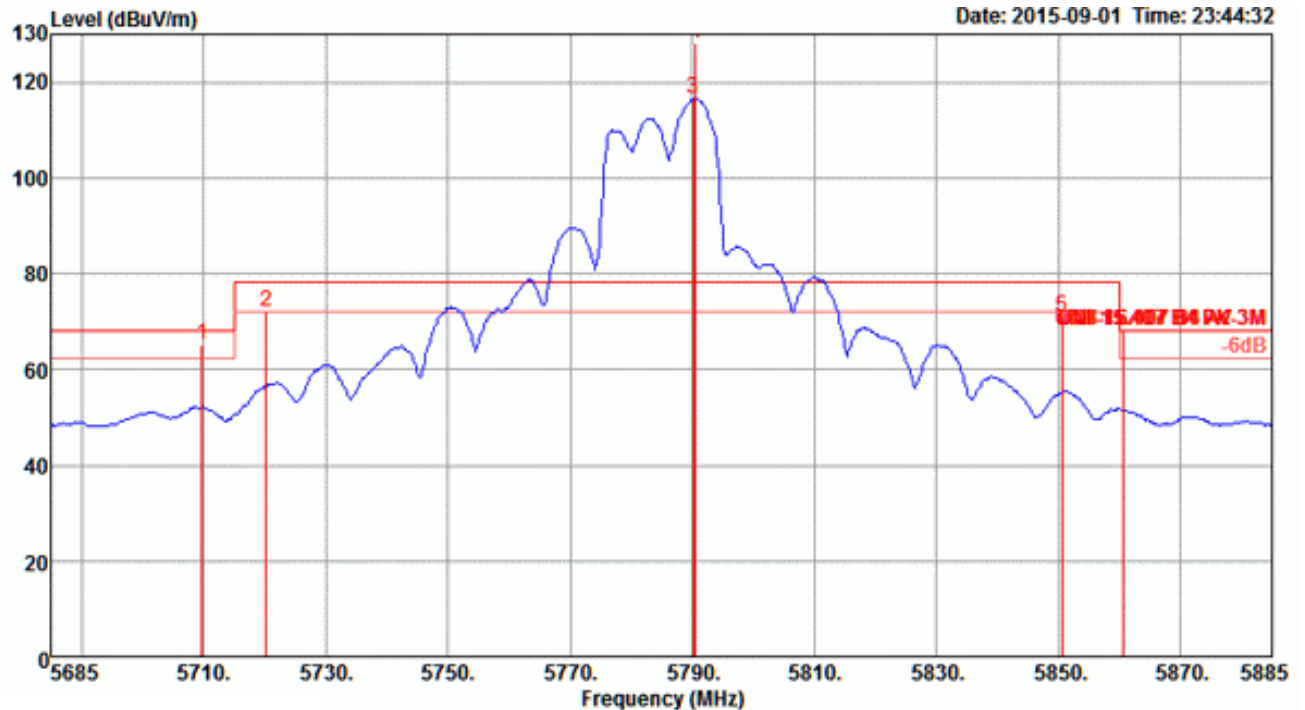


	Freq	Level	Limit	Over	Read	Cable	Antenna	Preamp	T/Pos	A/Pos	Remark	Pol/Phase
	MHz	dBuV/m	dBuV/m	dB	dBuV	dB	dB/m	dB	deg	cm		
1	5710.20	67.84	68.20	-0.36	63.34	4.49	34.52	34.51	310	183	Peak	HORIZONTAL
2	5723.40	70.77	78.20	-7.43	66.21	4.50	34.57	34.51	310	183	Peak	HORIZONTAL
3	5749.80	123.57			118.97	4.50	34.62	34.52	310	183	Peak	HORIZONTAL
4	5750.20	113.02			108.42	4.50	34.62	34.52	310	183	Average	HORIZONTAL

Item 3, 4 are the fundamental frequency at 5745 MHz.

Note: Both antenna polarizations have been tested and only the worst case was recorded in test report.

Channel 157

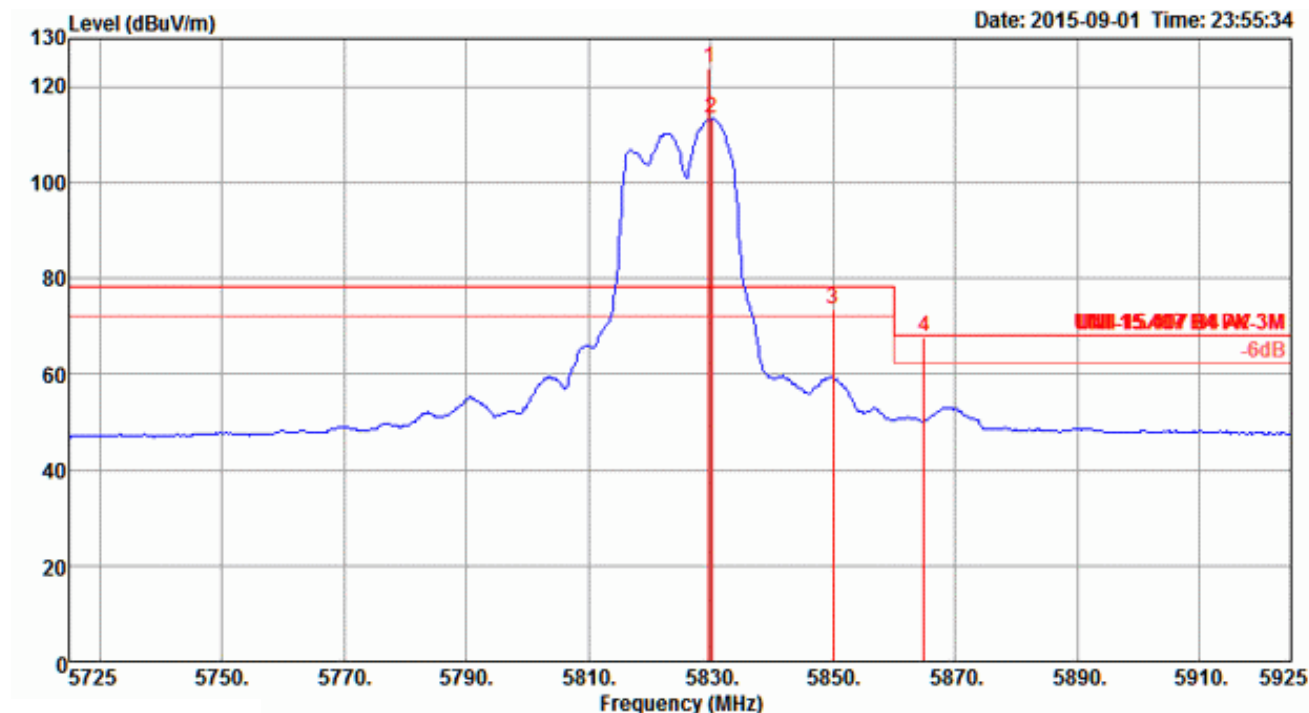


	Freq	Level	Limit	Over	Read	Cable	Antenna	Preamp	T/Pos	A/Pos	Remark	Pol/Phase
	MHz	dBuV/m	dBuV/m	dB	dBuV	dB	dB/m	dB	deg	cm		
1	5709.80	65.34	68.20	-2.86	60.84	4.49	34.52	34.51	314	182	Peak	HORIZONTAL
2	5720.20	72.20	78.20	-6.00	67.64	4.50	34.57	34.51	314	182	Peak	HORIZONTAL
3	5790.20	116.64			111.87	4.52	34.78	34.53	314	182	Average	HORIZONTAL
4	5790.60	128.03			123.26	4.52	34.78	34.53	314	182	Peak	HORIZONTAL
5	5850.60	71.00	78.20	-7.20	66.07	4.54	34.93	34.54	314	182	Peak	HORIZONTAL
6	5860.60	67.99	68.20	-0.21	62.99	4.55	34.99	34.54	314	182	Peak	HORIZONTAL

Item 3, 4 are the fundamental frequency at 5785 MHz.

Note: Both antenna polarizations have been tested and only the worst case was recorded in test report.

Channel 165



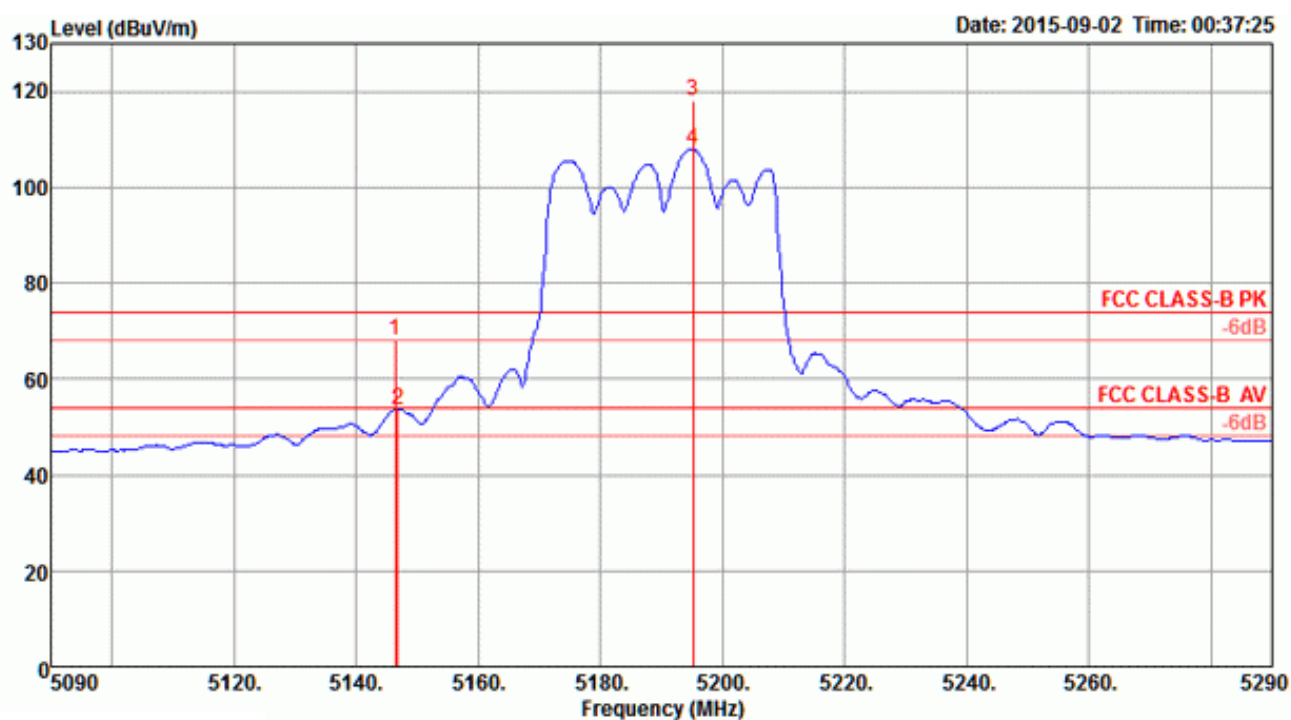
	Freq	Level	Limit	Over	Read	Cable	Antenna	Preamp	T/Pos	A/Pos	Remark	Pol/Phase
	MHz	dBuV/m	dBuV/m	dB	dBuV	dB	dB/m	dB	deg	cm		
1	5829.80	123.98			119.10	4.53	34.88	34.53	315	195	Peak	HORIZONTAL
2	5830.20	113.33			108.45	4.53	34.88	34.53	315	195	Average	HORIZONTAL
3	5850.00	73.58	78.20	-4.62	68.65	4.54	34.93	34.54	315	195	Peak	HORIZONTAL
4	5865.00	67.86	68.20	-0.34	62.86	4.55	34.99	34.54	315	195	Peak	HORIZONTAL

Item 3, 4 are the fundamental frequency at 5825 MHz.

Note: Both antenna polarizations have been tested and only the worst case was recorded in test report.

Temperature	26°C	Humidity	57%
Test Engineer	Roki Liu	Configurations	IEEE 802.11ac MCS0/Nss1 VHT40 CH 38, 46 / Chain 5 + Chain 6 + Chain 7 + Chain 8

Channel 38

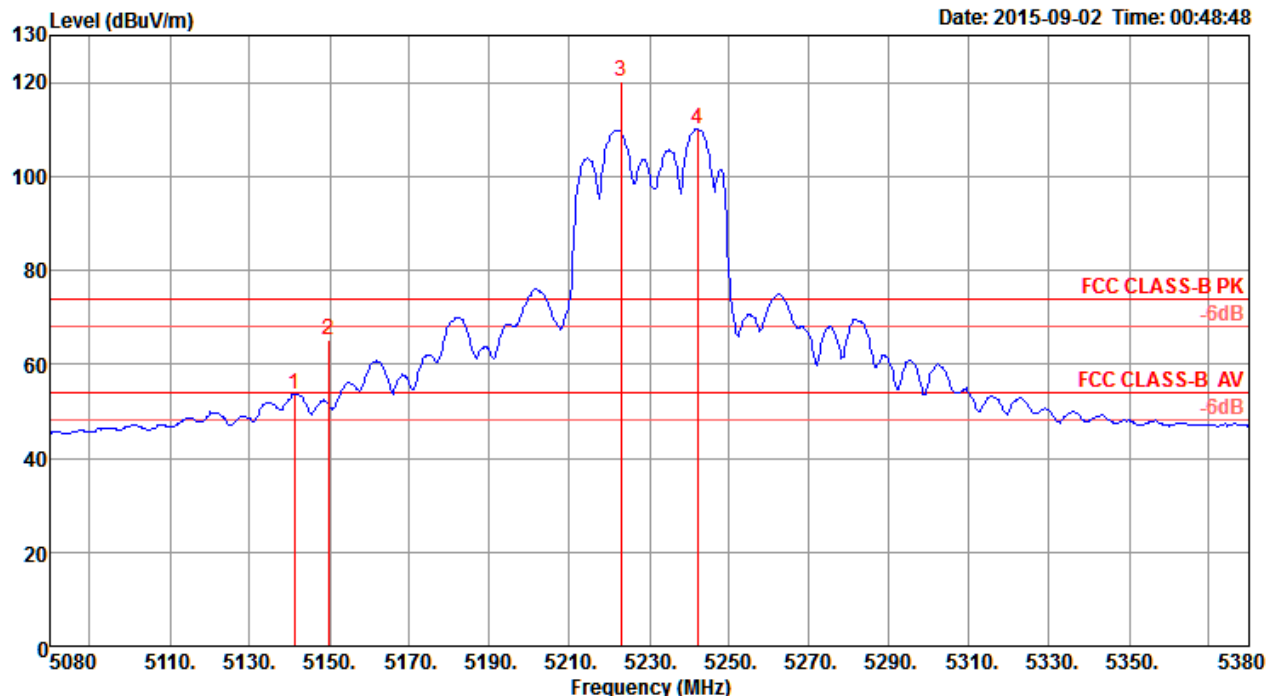


	Freq	Level	Limit	Over	Read	Cable	Antenna	Preamp	T/Pos	A/Pos	Remark	Pol/Phase
	MHz	dBuV/m	dBuV/m	dB	dBuV	dB	dB/m	dB	deg	cm		
1	5146.40	68.07	74.00	-5.93	65.01	4.26	33.27	34.47	298	218	Peak	HORIZONTAL
2	5146.80	53.63	54.00	-0.37	50.57	4.26	33.27	34.47	298	218	Average	HORIZONTAL
3	5195.20	118.20			115.03	4.28	33.36	34.47	298	218	Peak	HORIZONTAL
4	5195.20	107.82			104.65	4.28	33.36	34.47	298	218	Average	HORIZONTAL

Item 3, 4 are the fundamental frequency at 5190 MHz.

Note: Both antenna polarizations have been tested and only the worst case was recorded in test report.

Channel 46



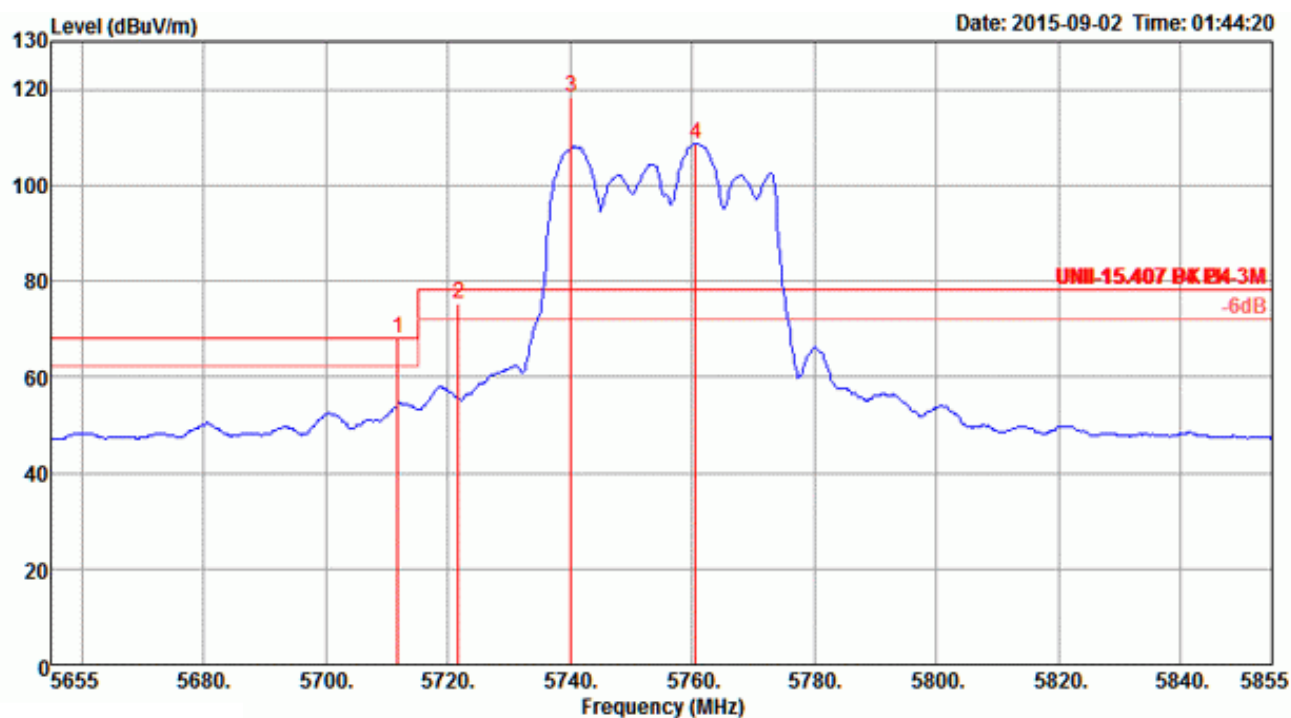
	Freq	Level	Limit	Over	Read	CableAntenna	Preamp	T/Pos	A/Pos	Remark	Pol/Phase
	MHz	dBuV/m	dBuV/m	dB	dBuV	dB	dB/m	dB	deg	cm	
1	5141.20	53.66	54.00	-0.34	50.60	4.26	33.27	34.47	55	188 Average	HORIZONTAL
2	5149.60	65.36	74.00	-8.64	62.30	4.26	33.27	34.47	55	188 Peak	HORIZONTAL
3	5222.80	120.08			116.87	4.29	33.39	34.47	55	188 Peak	HORIZONTAL
4	5242.00	110.17			106.89	4.30	33.45	34.47	55	188 Average	HORIZONTAL

Item 3, 4 are the fundamental frequency at 5230 MHz.

Note: Both antenna polarizations have been tested and only the worst case was recorded in test report.

Temperature	26°C	Humidity	57%
Test Engineer	Roki Liu	Configurations	IEEE 802.11ac MCS0/Nss1 VHT40 CH 151, 159 / Chain 5 + Chain 6 + Chain 7 + Chain 8

Channel 151

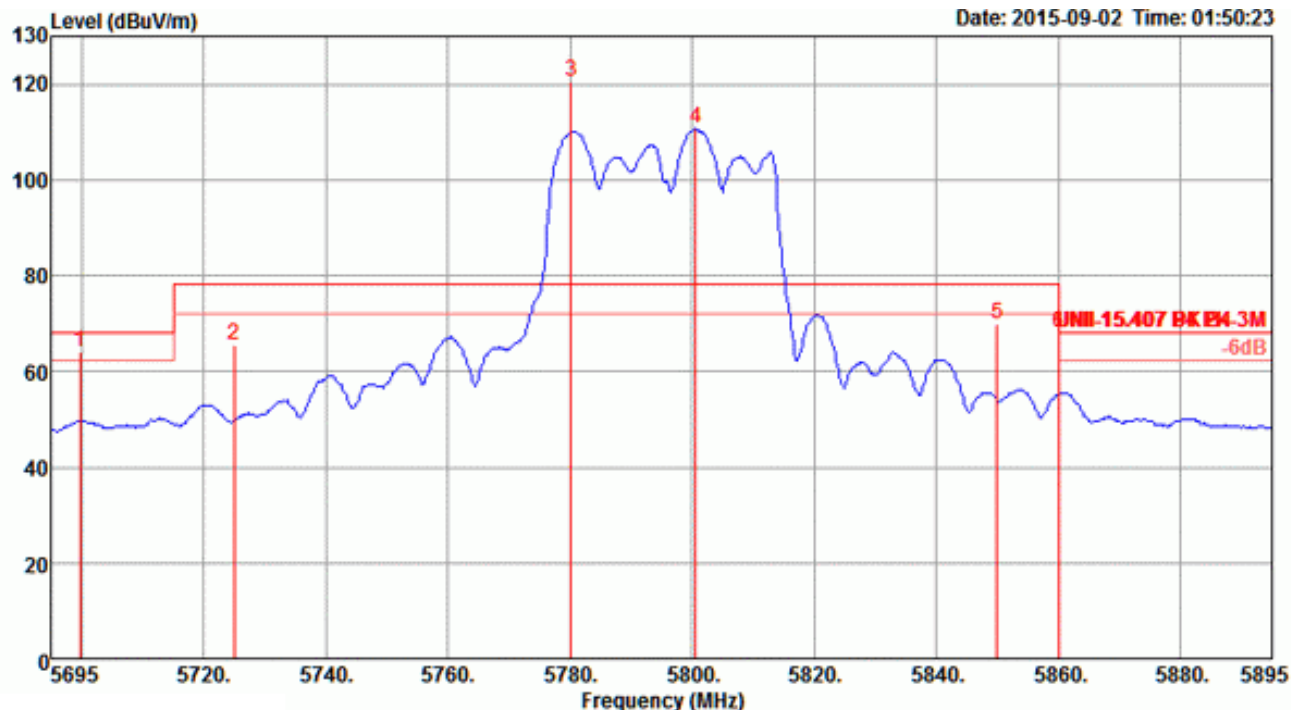


	Freq	Level	Limit	Over	Read	Cable	Antenna	Preamp	T/Pos	A/Pos	Remark	Pol/Phase
	MHz	dBuV/m	dBuV/m	dB	dBuV	dB	dB/m	dB	deg	cm		
1	5711.80	68.10	68.20	-0.10	63.60	4.49	34.52	34.51	309	179	Peak	HORIZONTAL
2	5721.80	75.32	78.20	-2.88	70.76	4.50	34.57	34.51	309	179	Peak	HORIZONTAL
3	5740.20	118.46			113.86	4.50	34.62	34.52	309	179	Peak	HORIZONTAL
4	5760.60	108.74			104.08	4.51	34.68	34.53	309	179	Average	HORIZONTAL

Item 3, 4 are the fundamental frequency at 5755 MHz.

Note: Both antenna polarizations have been tested and only the worst case was recorded in test report.

Channel 159



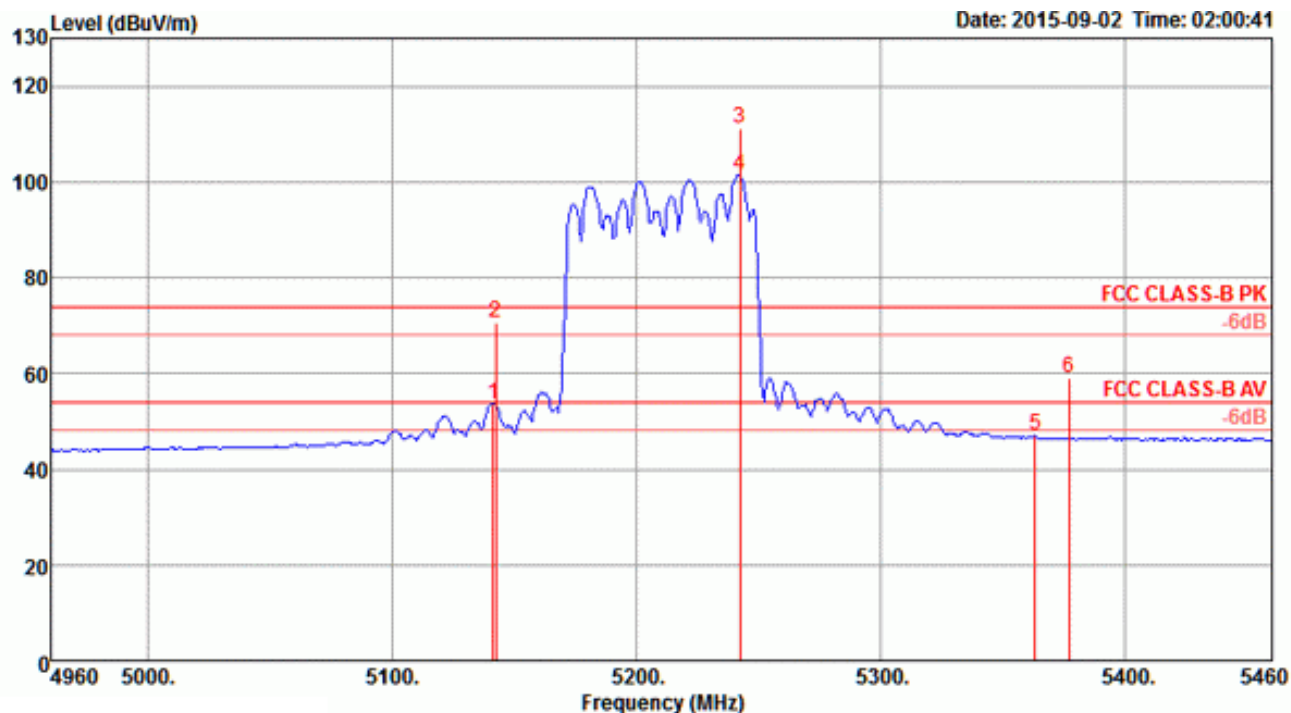
	Freq	Level	Limit	Over	Read	Cable	Antenna	Preamp	T/Pos	A/Pos	Remark	Pol/Phase
	MHz	dBuV/m	dBuV/m	dB	dBuV	dB	dB/m	dB	deg	cm		
1	5699.80	64.02	68.20	-4.18	59.57	4.49	34.47	34.51	312	190	Peak	HORIZONTAL
2	5725.00	65.41	78.20	-12.79	60.85	4.50	34.57	34.51	312	190	Peak	HORIZONTAL
3	5780.20	120.51			115.79	4.52	34.73	34.53	312	190	Peak	HORIZONTAL
4	5800.60	110.63			105.86	4.52	34.78	34.53	312	190	Average	HORIZONTAL
5	5850.00	69.82	78.20	-8.38	64.89	4.54	34.93	34.54	312	190	Peak	HORIZONTAL
6	5860.00	68.06	68.20	-0.14	63.06	4.55	34.99	34.54	312	190	Peak	HORIZONTAL

Item 3, 4 are the fundamental frequency at 5795 MHz.

Note: Both antenna polarizations have been tested and only the worst case was recorded in test report.

Temperature	26°C	Humidity	57%
Test Engineer	Roki Liu	Configurations	IEEE 802.11ac MCS0/Nss1 VHT80 CH 42, 155 / Chain 5 + Chain 6 + Chain 7 + Chain 8

Channel 42

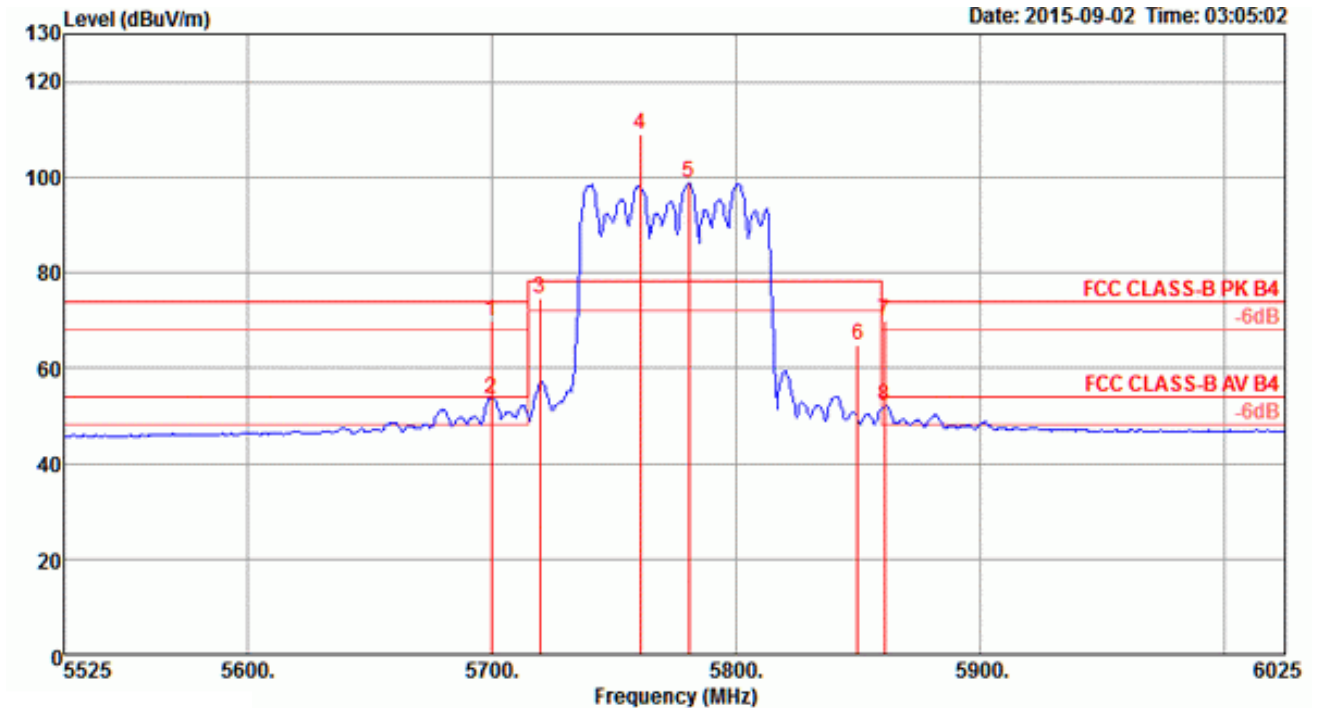


	Freq	Level	Limit	Over	Read	Cable	Antenna	Preamp	T/Pos	A/Pos	Remark	Pol/Phase
	MHz	dBuV/m	dBuV/m	dB	dBuV	dB	dB/m	dB	deg	cm		
1	5141.00	53.75	54.00	-0.25	50.69	4.26	33.27	34.47	56	202	Average	HORIZONTAL
2	5142.00	70.74	74.00	-3.26	67.68	4.26	33.27	34.47	56	202	Peak	HORIZONTAL
3	5242.00	111.16			107.88	4.30	33.45	34.47	56	202	Peak	HORIZONTAL
4	5242.00	101.56			98.28	4.30	33.45	34.47	56	202	Average	HORIZONTAL
5	5363.00	47.09	54.00	-6.91	43.54	4.36	33.66	34.47	56	202	Average	HORIZONTAL
6	5377.00	59.19	74.00	-14.81	55.64	4.36	33.66	34.47	56	202	Peak	HORIZONTAL

Item 3, 4 are the fundamental frequency at 5210 MHz.

Note: Both antenna polarizations have been tested and only the worst case was recorded in test report.

Channel 155



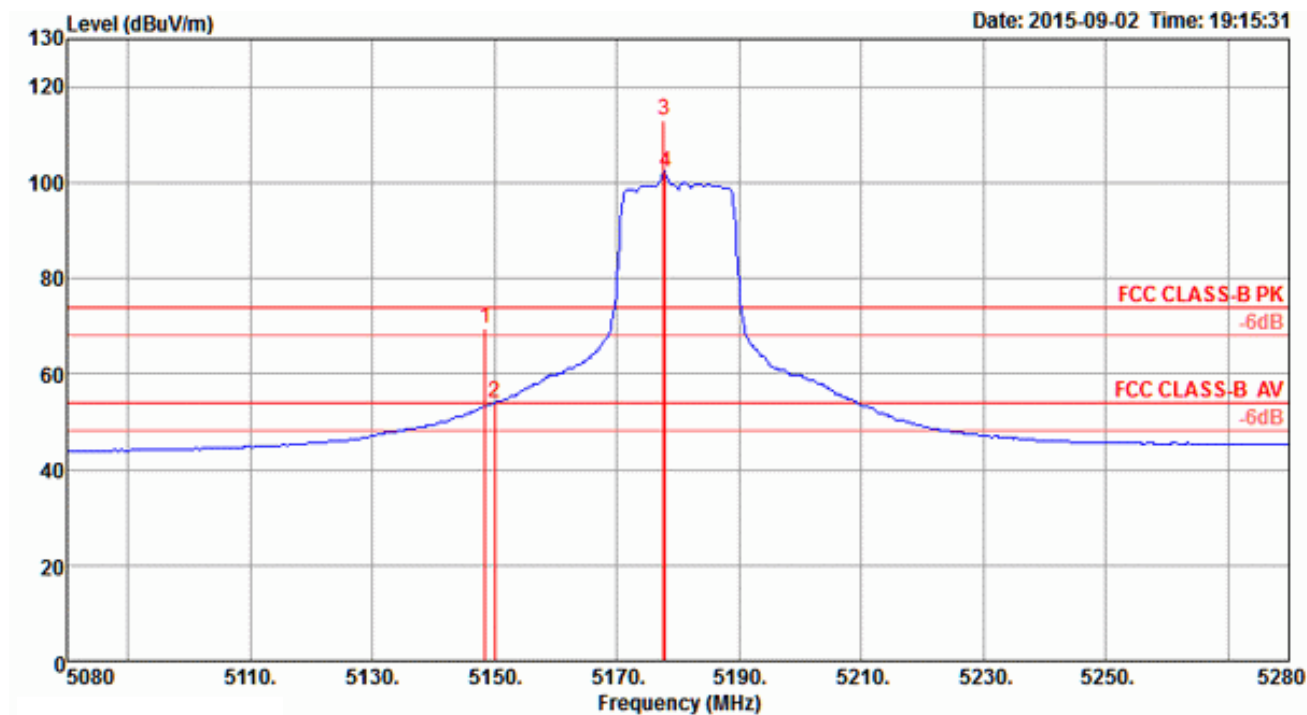
	Freq	Level	Limit	Over	Read	Cable	Antenna	Preamp	T/Pos	A/Pos	Remark	Pol/Phase
	MHz	dBuV/m	dBuV/m	dB	dBuV	dB	dB/m	dB	deg	cm		
1	5700.00	69.78	74.00	-4.22	65.33	4.49	34.47	34.51	310	185	Peak	HORIZONTAL
2	5700.00	53.67	54.00	-0.33	49.22	4.49	34.47	34.51	310	185	Average	HORIZONTAL
3	5720.00	74.77	78.20	-3.43	70.21	4.50	34.57	34.51	310	185	Peak	HORIZONTAL
4	5761.00	108.86			104.20	4.51	34.68	34.53	310	185	Peak	HORIZONTAL
5	5781.00	98.71			93.99	4.52	34.73	34.53	310	185	Average	HORIZONTAL
6	5850.00	64.88	78.20	-13.32	59.95	4.54	34.93	34.54	310	185	Peak	HORIZONTAL
7	5861.00	69.83	74.00	-4.17	64.83	4.55	34.99	34.54	310	185	Peak	HORIZONTAL
8	5861.00	52.03	54.00	-1.97	47.03	4.55	34.99	34.54	310	185	Average	HORIZONTAL

Item 4, 5 are the fundamental frequency at 5775 MHz.

Note: Both antenna polarizations have been tested and only the worst case was recorded in test report.

Temperature	26°C	Humidity	57%
Test Engineer	Roki Liu	Configurations	IEEE 802.11ac MCS0/Nss4 VHT20 CH 36, 40, 48 / Chain 5 + Chain 6 + Chain 7 + Chain 8

Channel 36

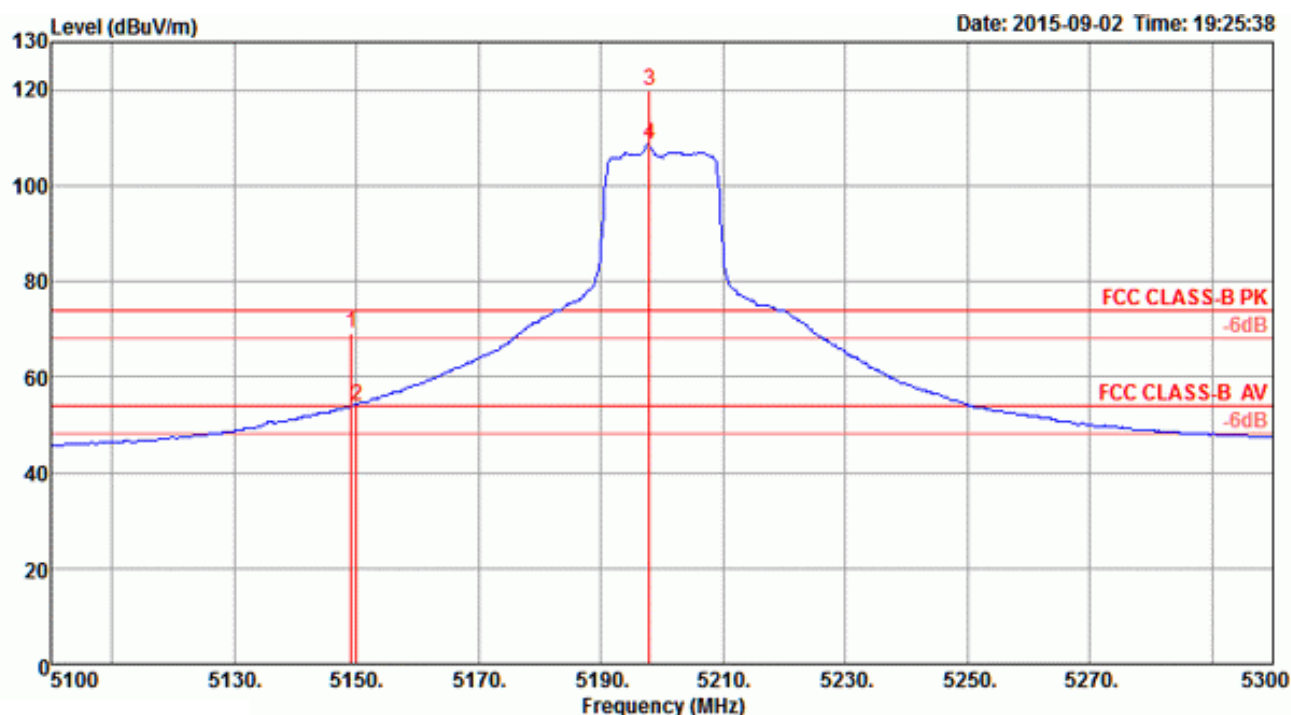


	Freq	Level	Limit	Over	Read	Cable	Antenna	Preamp	T/Pos	A/Pos	Remark	Pol/Phase
	MHz	dBuV/m	dBuV/m	dB	dBuV	dB	dB/m	dB	deg	cm		
1	5148.40	69.61	74.00	-4.39	66.55	4.26	33.27	34.47	353	310	Peak	HORIZONTAL
2	5150.00	53.81	54.00	-0.19	50.75	4.26	33.27	34.47	353	310	Average	HORIZONTAL
3	5177.60	112.91			109.78	4.27	33.33	34.47	353	310	Peak	HORIZONTAL
4	5178.00	102.29			99.16	4.27	33.33	34.47	353	310	Average	HORIZONTAL

Item 3, 4 are the fundamental frequency at 5180 MHz.

Note: Both antenna polarizations have been tested and only the worst case was recorded in test report.

Channel 40

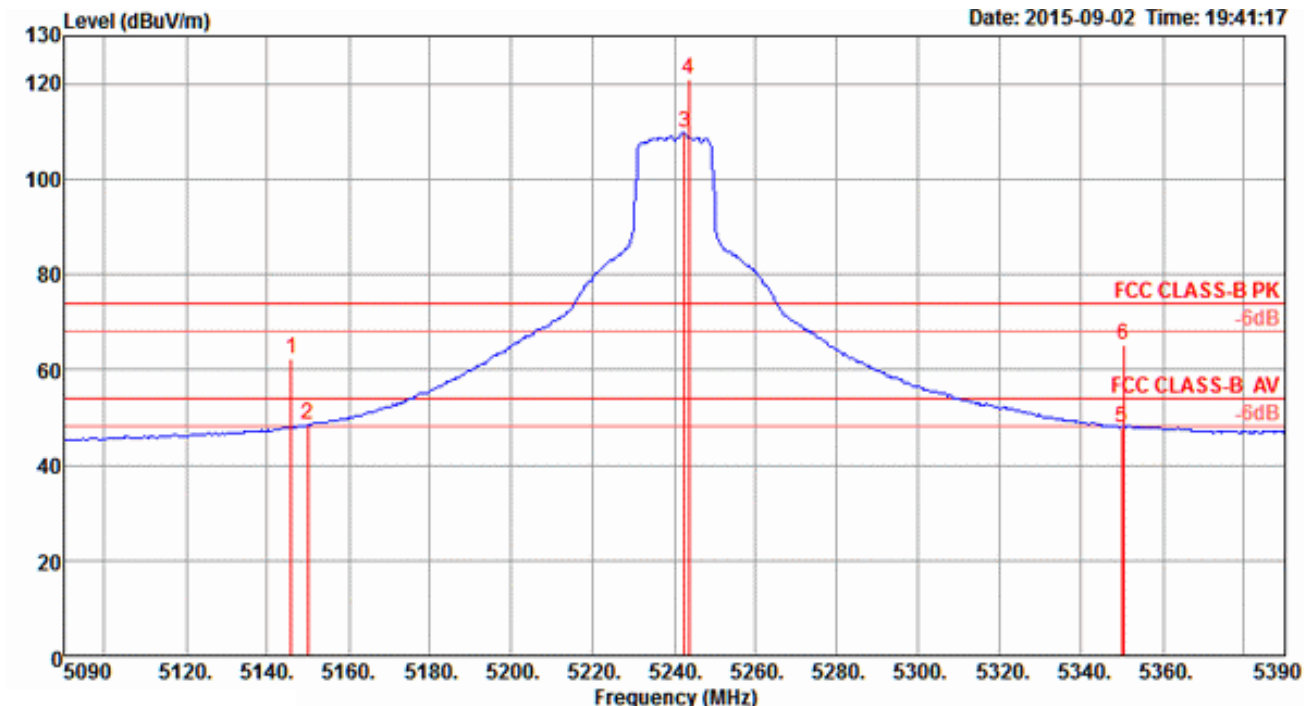


	Freq	Level	Limit	Over	Read	Cable	Antenna	Preamp	T/Pos	A/Pos	Remark	Pol/Phase
	MHz	dBuV/m	dBuV/m	dB	dBuV	dB	dB/m	dB	deg	cm		
1	5149.20	69.28	74.00	-4.72	66.22	4.26	33.27	34.47	294	188	Peak	HORIZONTAL
2	5150.00	53.95	54.00	-0.05	50.89	4.26	33.27	34.47	294	188	Average	HORIZONTAL
3	5198.00	119.68			116.51	4.28	33.36	34.47	294	188	Peak	HORIZONTAL
4	5198.00	108.51			105.34	4.28	33.36	34.47	294	188	Average	HORIZONTAL

Item 3, 4 are the fundamental frequency at 5200 MHz.

Note: Both antenna polarizations have been tested and only the worst case was recorded in test report.

Channel 48



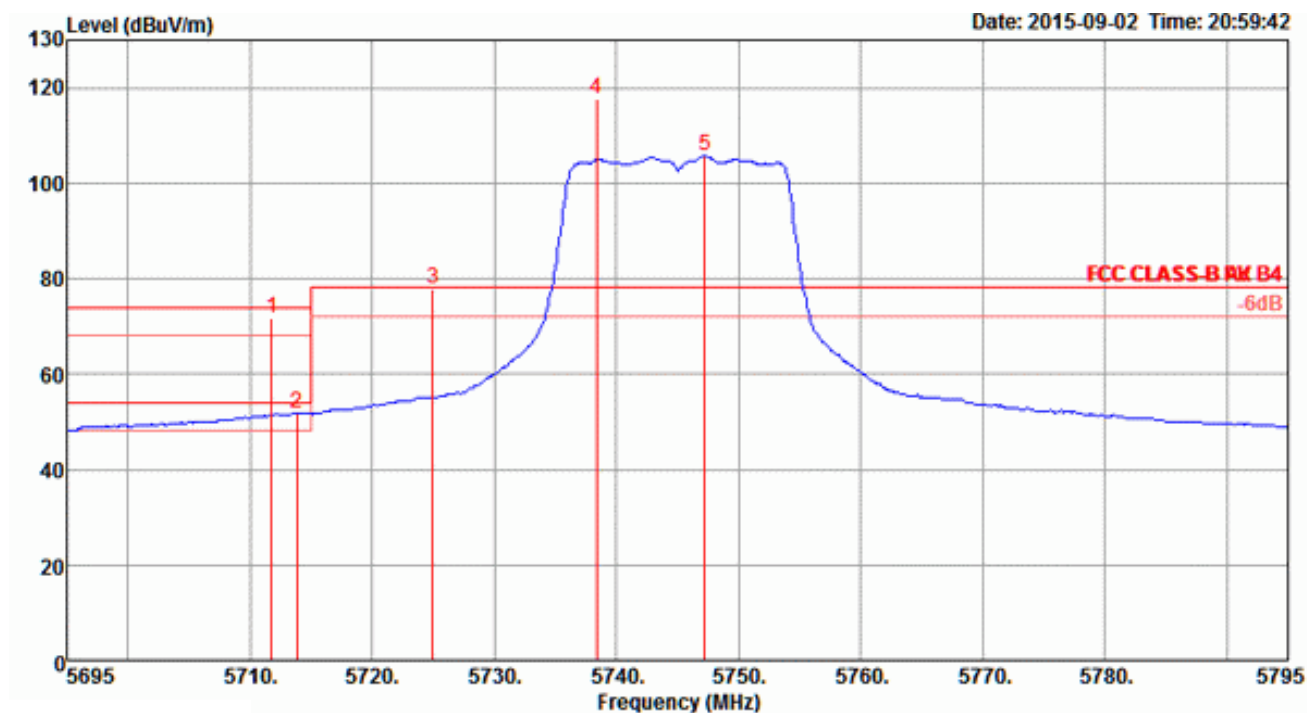
	Freq	Level	Limit	Over	Read	Cable	Antenna	Preamp	T/Pos	A/Pos	Remark	Pol/Phase
	MHz	dBuV/m	dBuV/m	dB	dBuV	dB	dB/m	dB	deg	cm		
1	5145.80	62.43	74.00	-11.57	59.37	4.26	33.27	34.47	52	242	Peak	HORIZONTAL
2	5150.00	48.42	54.00	-5.58	45.36	4.26	33.27	34.47	52	242	Average	HORIZONTAL
3	5242.40	109.83	54.00			4.30	33.45	34.47	52	242	Average	HORIZONTAL
4	5243.60	120.77	74.00			4.30	33.45	34.47	52	242	Peak	HORIZONTAL
5	5350.00	47.97	54.00	-6.03	44.46	4.35	33.63	34.47	52	242	Average	HORIZONTAL
6	5350.40	65.27	74.00	-8.73	61.76	4.35	33.63	34.47	52	242	Peak	HORIZONTAL

Item 3, 4 are the fundamental frequency at 5240 MHz.

Note: Both antenna polarizations have been tested and only the worst case was recorded in test report.

Temperature	26°C	Humidity	57%
Test Engineer	Roki Liu	Configurations	IEEE 802.11ac MCS0/Nss4 VHT20 CH 149, 157, 165 / Chain 5 + Chain 6 + Chain 7 + Chain 8

Channel 149

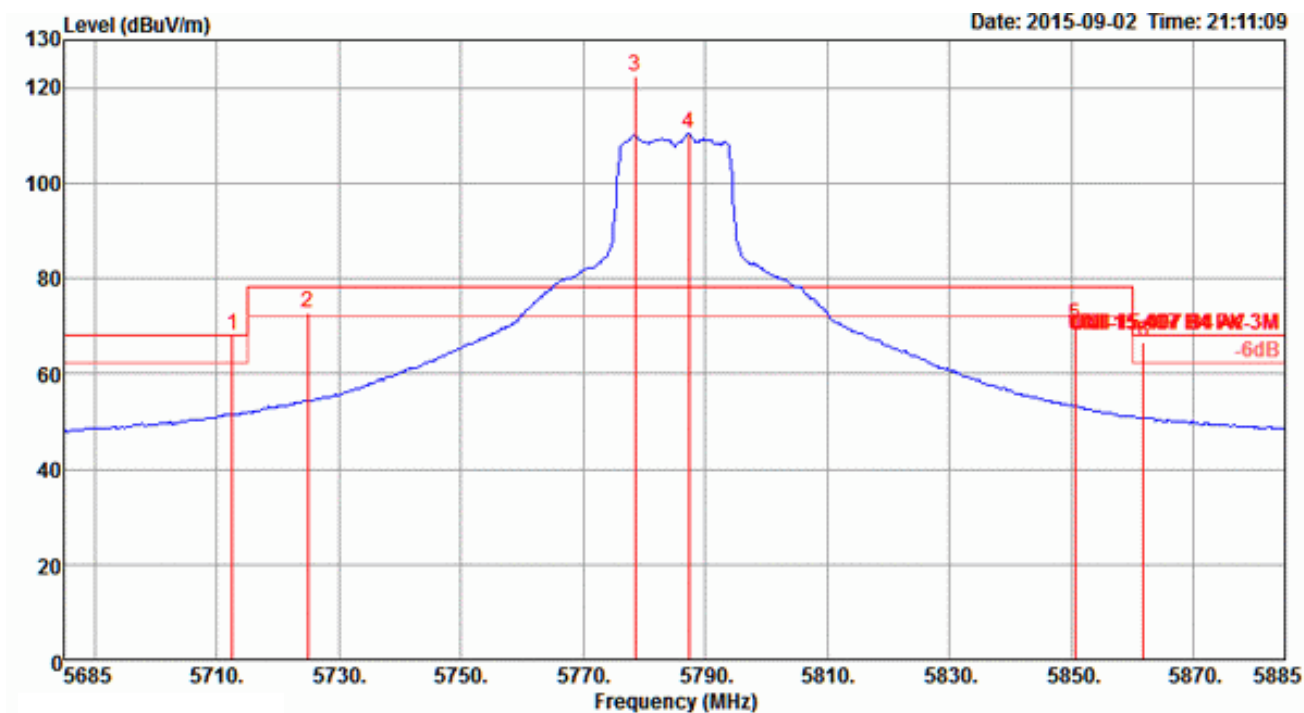


	Freq	Level	Limit	Over	Read	Cable	Antenna	Preamp	T/Pos	A/Pos	Remark	Pol/Phase
	MHz	dBuV/m	dBuV/m	dB	dBuV	dB	dB/m	dB	deg	cm		
1	5711.80	71.57	74.00	-2.43	67.07	4.49	34.52	34.51	42	175	Peak	HORIZONTAL
2	5713.80	51.81	54.00	-2.19	47.31	4.49	34.52	34.51	42	175	Average	HORIZONTAL
3	5725.00	77.96	78.20	-0.24	73.40	4.50	34.57	34.51	42	175	Peak	HORIZONTAL
4	5738.40	117.51			112.91	4.50	34.62	34.52	42	175	Peak	HORIZONTAL
5	5747.20	105.87			101.27	4.50	34.62	34.52	42	175	Average	HORIZONTAL

Item 4, 5 are the fundamental frequency at 5745 MHz.

Note: Both antenna polarizations have been tested and only the worst case was recorded in test report.

Channel 157

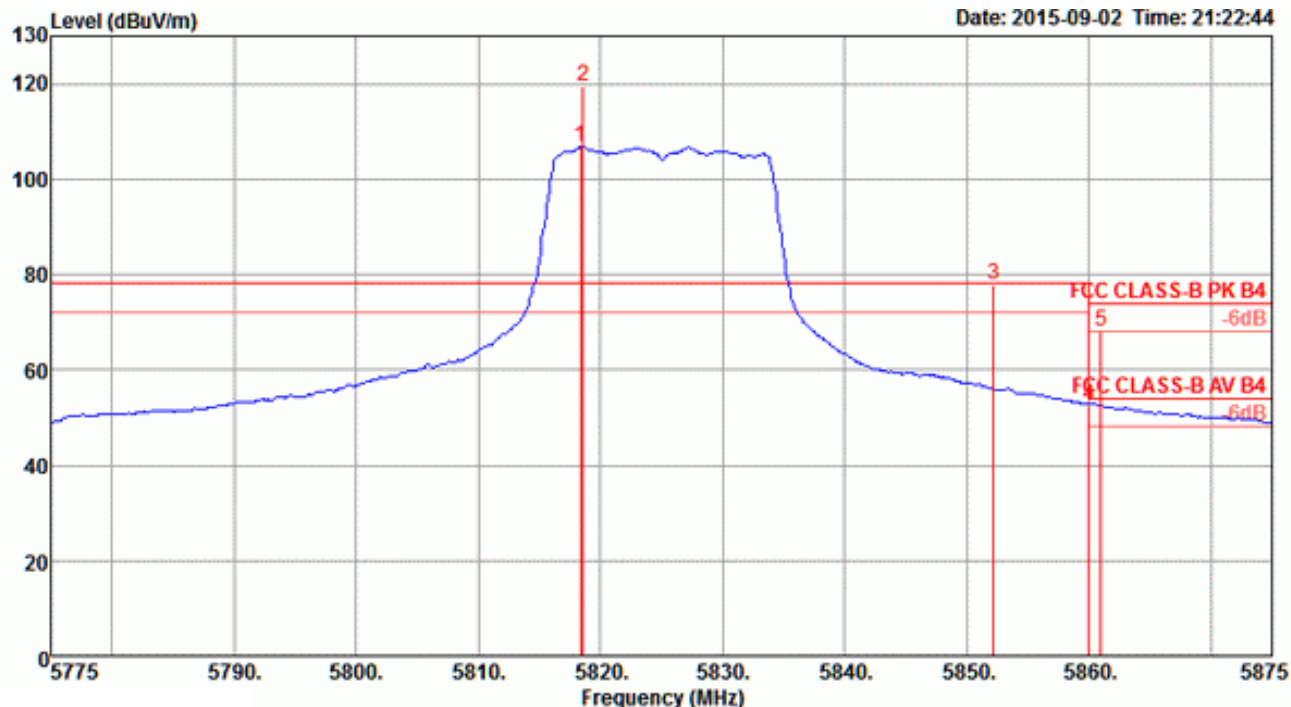


	Freq	Level	Limit	Over	Read	Cable	Antenna	Preamp	T/Pos	A/Pos	Remark	Pol/Phase
	MHz	dBuV/m	dBuV/m	dB	dBuV	dB	dB/m	dB	deg	cm		
1	5712.60	67.97	68.20	-0.23	63.47	4.49	34.52	34.51	45	168	Peak	HORIZONTAL
2	5725.00	72.86	78.20	-5.34	68.30	4.50	34.57	34.51	45	168	Peak	HORIZONTAL
3	5778.60	122.46			117.74	4.52	34.73	34.53	45	168	Peak	HORIZONTAL
4	5787.40	110.35			105.58	4.52	34.78	34.53	45	168	Average	HORIZONTAL
5	5850.60	70.38	78.20	-7.82	65.45	4.54	34.93	34.54	45	168	Peak	HORIZONTAL
6	5861.80	66.79	68.20	-1.41	61.79	4.55	34.99	34.54	45	168	Peak	HORIZONTAL

Item 3, 4 are the fundamental frequency at 5785 MHz.

Note: Both antenna polarizations have been tested and only the worst case was recorded in test report.

Channel 165



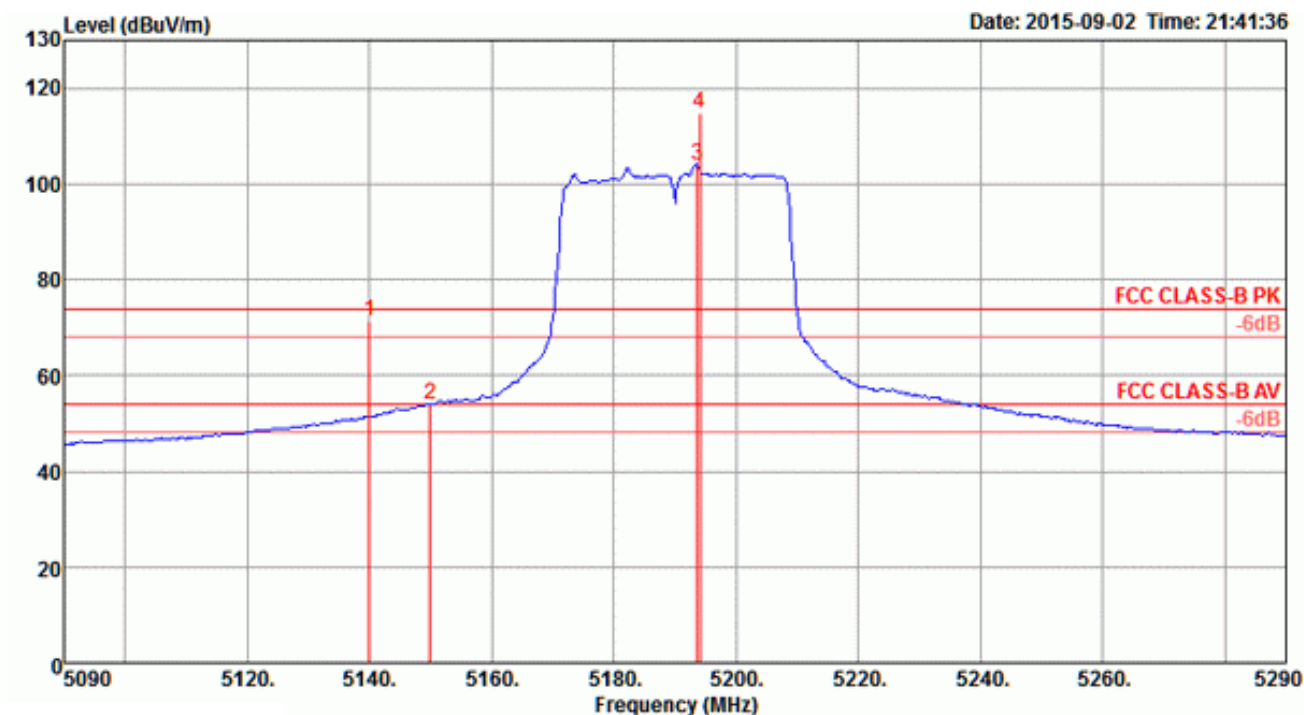
	Freq	Level	Limit	Over	Read	Cable	Antenna	Preamp	T/Pos	A/Pos	Remark	Pol/Phase
	MHz	dBuV/m	dBuV/m	dB	dBuV	dB	dB/m	dB	deg	cm		
1	5818.40	106.94			102.11	4.53	34.83	34.53	45	171	Average	HORIZONTAL
2	5818.60	119.33			114.50	4.53	34.83	34.53	45	171	Peak	HORIZONTAL
3	5852.20	77.93	78.20	-0.27	73.00	4.54	34.93	34.54	45	171	Peak	HORIZONTAL
4	5860.00	52.60	54.00	-1.40	47.60	4.55	34.99	34.54	45	171	Average	HORIZONTAL
5	5861.00	68.14	74.00	-5.86	63.14	4.55	34.99	34.54	45	171	Peak	HORIZONTAL

Item 1, 2 are the fundamental frequency at 5825 MHz.

Note: Both antenna polarizations have been tested and only the worst case was recorded in test report.

Temperature	26°C	Humidity	57%
Test Engineer	Roki Liu	Configurations	IEEE 802.11ac MCS0/Nss4 VHT40 CH 38, 46 / Chain 5 + Chain 6 + Chain 7 + Chain 8

Channel 38

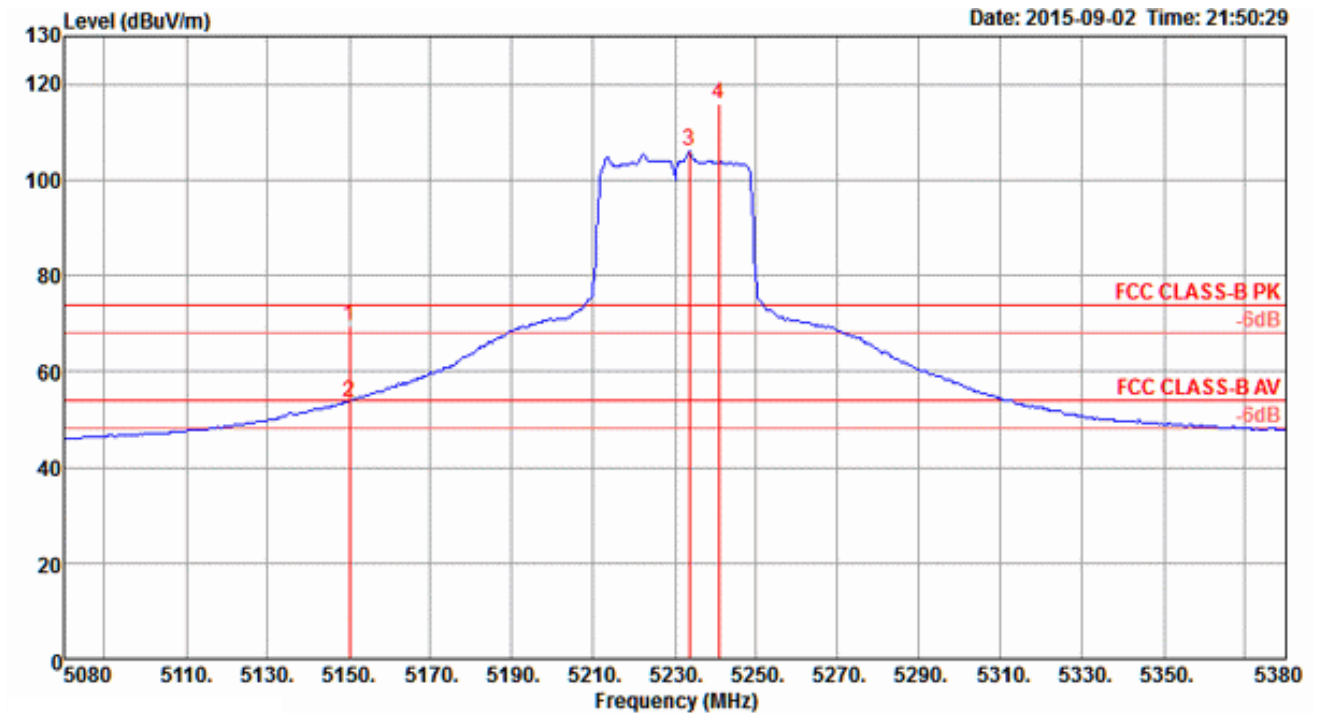


	Freq	Level	Limit	Over	Read	CableAntenna	Preamp	T/Pos	A/Pos	Remark	Pol/Phase
	MHz	dBuV/m	dBuV/m	dB	dBuV	dB	dB/m	dB	deg	cm	
1	5140.00	71.23	74.00	-2.77	68.17	4.26	33.27	34.47	318	182 Peak	HORIZONTAL
2	5150.00	53.79	54.00	-0.21	50.73	4.26	33.27	34.47	318	182 Average	HORIZONTAL
3	5193.60	104.04	54.00			4.28	33.36	34.47	318	182 Average	HORIZONTAL
4	5194.00	114.70	74.00			4.28	33.36	34.47	318	182 Peak	HORIZONTAL

Item 3, 4 are the fundamental frequency at 5190 MHz.

Note: Both antenna polarizations have been tested and only the worst case was recorded in test report.

Channel 46



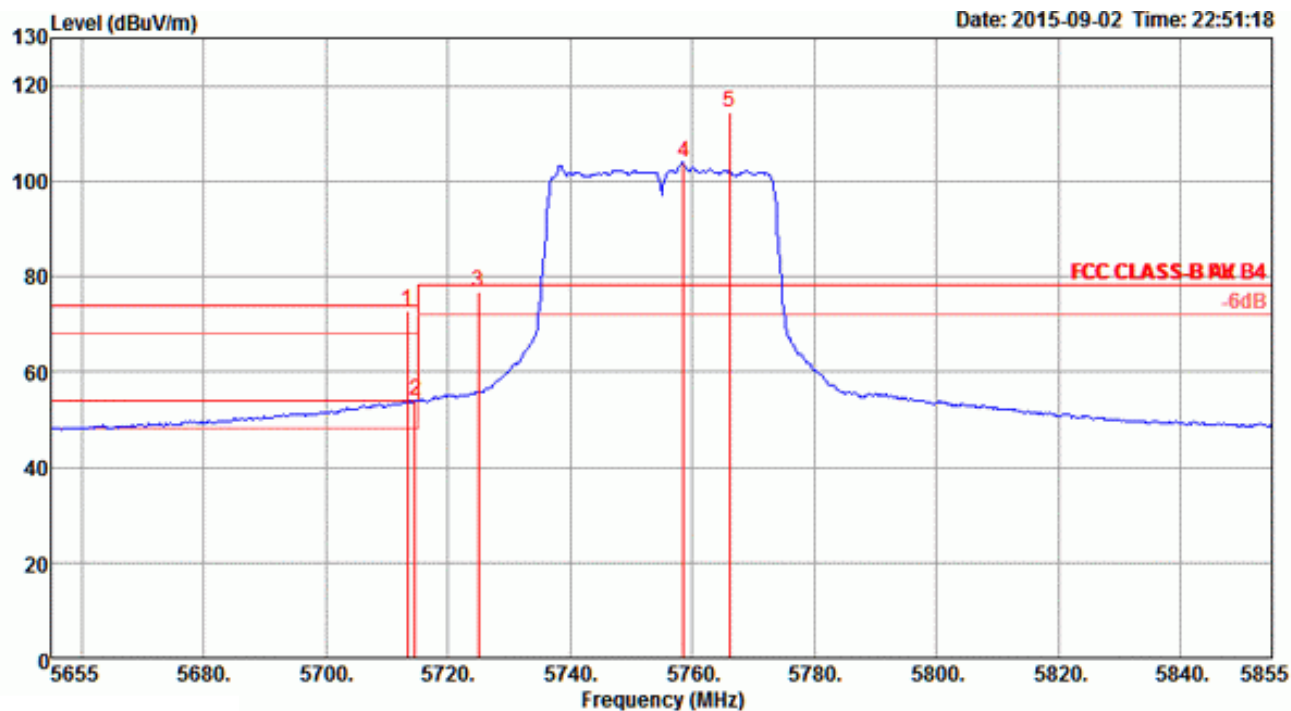
	Freq	Level	Limit	Over	Read	CableAntenna	Preamp	T/Pos	A/Pos	Remark	Pol/Phase
	MHz	dBuV/m	dBuV/m	dB	dBuV	dB	dB/m	dB	deg	cm	
1	5150.00	69.57	74.00	-4.43	66.51	4.26	33.27	34.47	325	184	Peak
2	5150.00	53.73	54.00	-0.27	50.67	4.26	33.27	34.47	325	184	Average
3	5233.60	106.06			102.81	4.30	33.42	34.47	325	184	Average
4	5240.80	115.86			112.61	4.30	33.42	34.47	325	184	Peak

Item 3, 4 are the fundamental frequency at 5230 MHz.

Note: Both antenna polarizations have been tested and only the worst case was recorded in test report.

Temperature	26°C	Humidity	57%
Test Engineer	Roki Liu	Configurations	IEEE 802.11ac MCS0/Nss4 VHT40 CH 151, 159 / Chain 5 + Chain 6 + Chain 7 + Chain 8

Channel 151

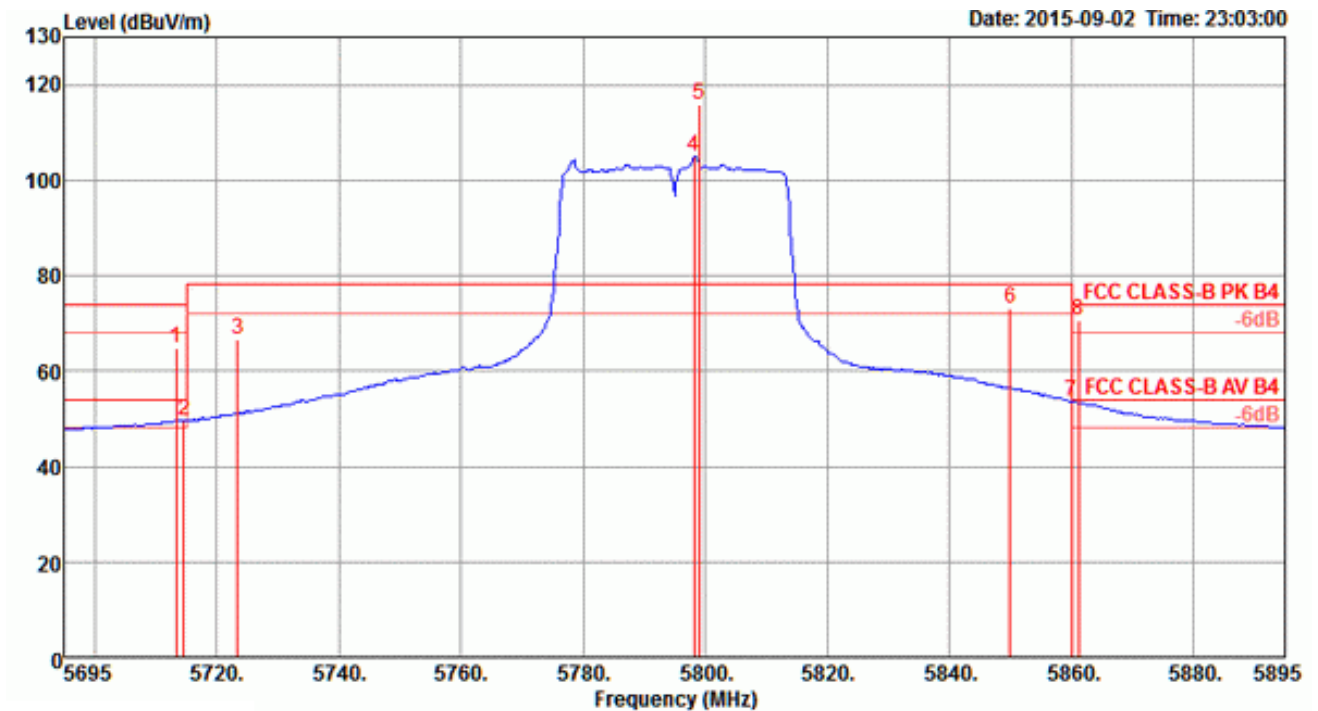


	Freq	Level	Limit	Over	Read	Cable	Antenna	Preamp	T/Pos	A/Pos	Remark	Pol/Phase
	MHz	dBuV/m	dBuV/m	dB	dBuV	dB	dB/m	dB	deg	cm		
1	5713.40	72.68	74.00	-1.32	68.18	4.49	34.52	34.51	51	205	Peak	HORIZONTAL
2	5714.60	53.78	54.00	-0.22	49.28	4.49	34.52	34.51	51	205	Average	HORIZONTAL
3	5725.00	76.92	78.20	-1.28	72.36	4.50	34.57	34.51	51	205	Peak	HORIZONTAL
4	5758.60	103.87			99.21	4.51	34.68	34.53	51	205	Average	HORIZONTAL
5	5766.20	114.28			109.62	4.51	34.68	34.53	51	205	Peak	HORIZONTAL

Item 4, 5 are the fundamental frequency at 5755 MHz.

Note: Both antenna polarizations have been tested and only the worst case was recorded in test report.

Channel 159



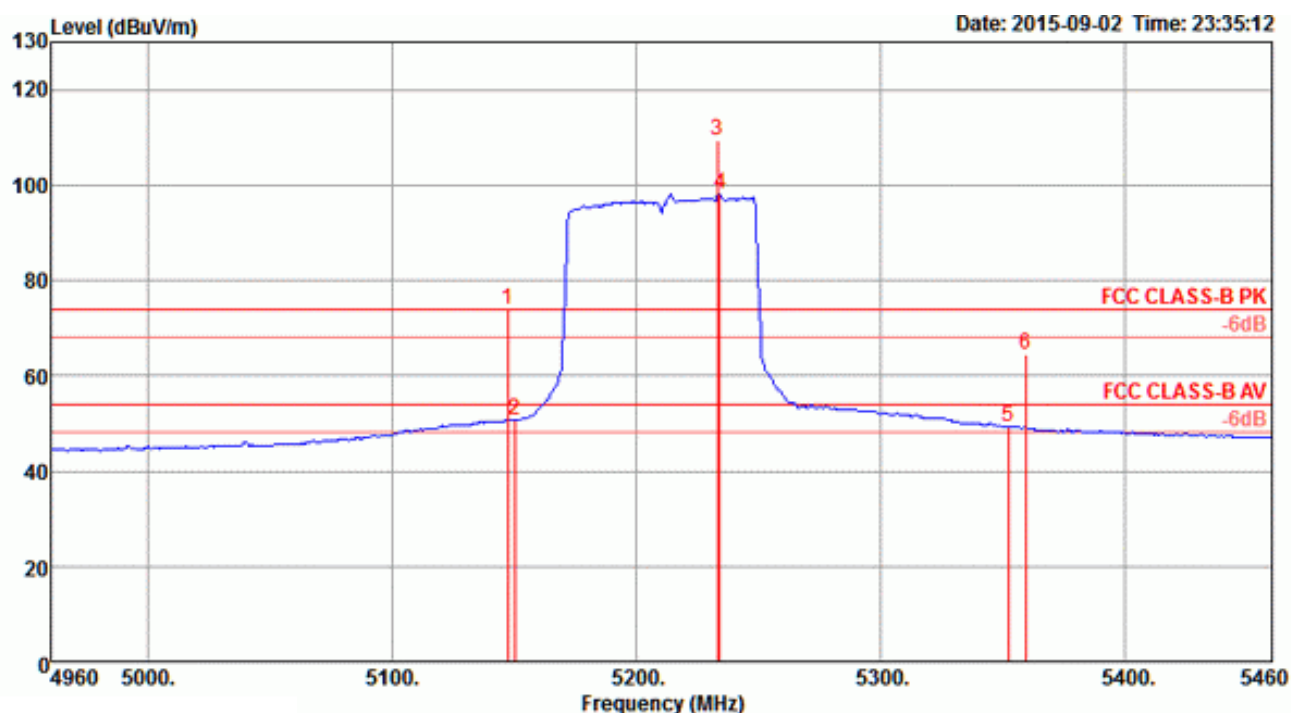
	Freq	Level	Limit	Over	Read	CableAntenna	Preamp	T/Pos	A/Pos	Remark	Pol/Phase
	MHz	dBuV/m	dBuV/m	dB	dBuV	dB	dB/m	dB	deg	cm	
1	5713.40	64.90	74.00	-9.10	60.40	4.49	34.52	34.51	55	209 Peak	HORIZONTAL
2	5714.60	49.48	54.00	-4.52	44.98	4.49	34.52	34.51	55	209 Average	HORIZONTAL
3	5723.40	66.69	78.20	-11.51	62.13	4.50	34.57	34.51	55	209 Peak	HORIZONTAL
4	5798.20	104.88			100.11	4.52	34.78	34.53	55	209 Average	HORIZONTAL
5	5799.00	115.89			111.12	4.52	34.78	34.53	55	209 Peak	HORIZONTAL
6	5850.00	73.22	78.20	-4.98	68.29	4.54	34.93	34.54	55	209 Peak	HORIZONTAL
7	5860.00	53.54	54.00	-0.46	48.54	4.55	34.99	34.54	55	209 Average	HORIZONTAL
8	5861.20	70.57	74.00	-3.43	65.57	4.55	34.99	34.54	55	209 Peak	HORIZONTAL

Item 3, 4 are the fundamental frequency at 5795 MHz.

Note: Both antenna polarizations have been tested and only the worst case was recorded in test report.

Temperature	26°C	Humidity	57%
Test Engineer	Roki Liu	Configurations	IEEE 802.11ac MCS0/Nss4 VHT80 CH 42, 155 / Chain 5 + Chain 6 + Chain 7 + Chain 8

Channel 42

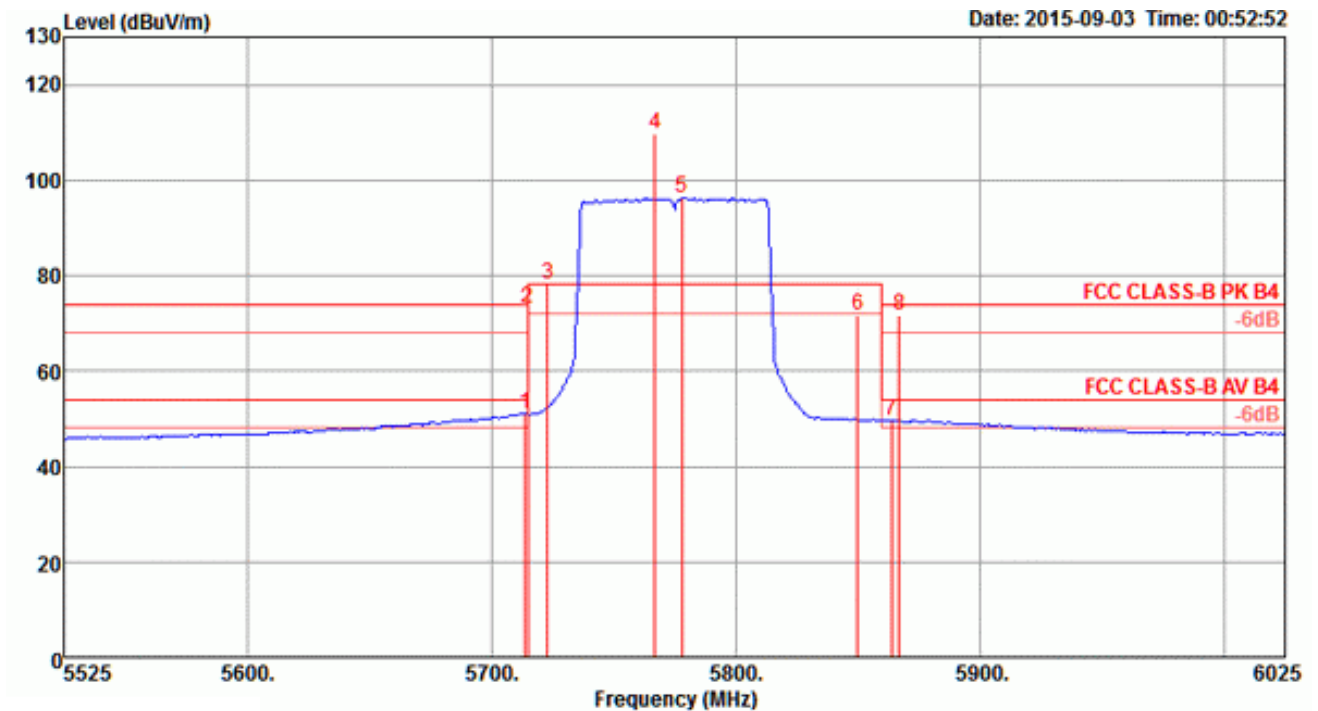


	Freq	Level	Limit	Over	Read	Cable	Antenna	Preamp	T/Pos	A/Pos	Remark	Pol/Phase
	MHz	dBuV/m	dBuV/m	dB	dBuV	dB	dB/m	dB	deg	cm		
1	5147.00	73.72	74.00	-0.28	70.66	4.26	33.27	34.47	315	194	Peak	HORIZONTAL
2	5150.00	50.59	54.00	-3.41	47.53	4.26	33.27	34.47	315	194	Average	HORIZONTAL
3	5233.00	109.44	74.00			4.30	33.42	34.47	315	194	Peak	HORIZONTAL
4	5234.00	98.02	54.00			4.30	33.42	34.47	315	194	Average	HORIZONTAL
5	5352.00	49.36	54.00	-4.64	45.85	4.35	33.63	34.47	315	194	Average	HORIZONTAL
6	5359.00	64.63	74.00	-9.37	61.12	4.35	33.63	34.47	315	194	Peak	HORIZONTAL

Item 3, 4 are the fundamental frequency at 5210 MHz.

Note: Both antenna polarizations have been tested and only the worst case was recorded in test report.

Channel 155



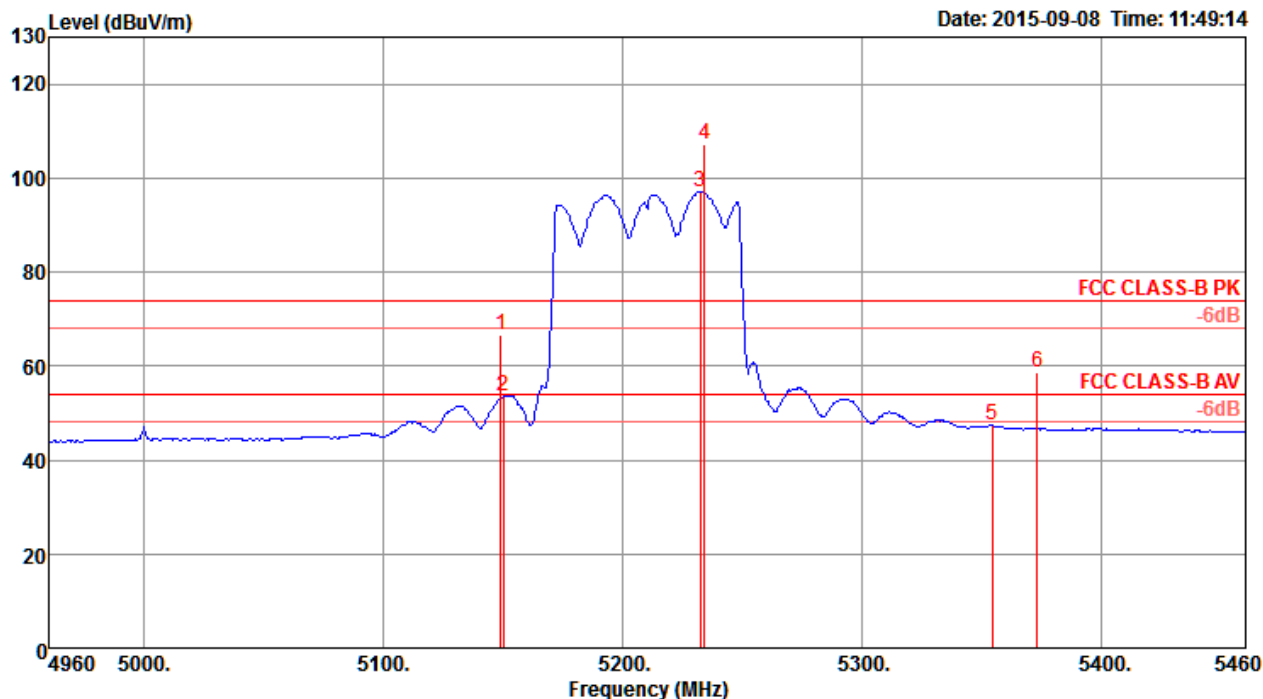
	Freq	Level	Limit	Over	Read	CableAntenna	Preamp	T/Pos	A/Pos	Remark	Pol/Phase
	MHz	dBuV/m	dBuV/m	dB	dBuV	dB	dB/m	dB	deg	cm	
1	5714.00	50.89	54.00	-3.11	46.39	4.49	34.52	34.51	53	166 Average	HORIZONTAL
2	5715.00	73.17	74.00	-0.83	68.67	4.49	34.52	34.51	53	166 Peak	HORIZONTAL
3	5723.00	78.16	78.20	-0.04	73.60	4.50	34.57	34.51	53	166 Peak	HORIZONTAL
4	5767.00	109.82			105.16	4.51	34.68	34.53	53	166 Peak	HORIZONTAL
5	5778.00	96.36			91.64	4.52	34.73	34.53	53	166 Average	HORIZONTAL
6	5850.00	71.70	78.20	-6.50	66.77	4.54	34.93	34.54	53	166 Peak	HORIZONTAL
7	5864.00	49.72	54.00	-4.28	44.72	4.55	34.99	34.54	53	166 Average	HORIZONTAL
8	5867.00	71.64	74.00	-2.36	66.64	4.55	34.99	34.54	53	166 Peak	HORIZONTAL

Item 4, 5 are the fundamental frequency at 5775 MHz.

Note: Both antenna polarizations have been tested and only the worst case was recorded in test report.

Temperature	26°C	Humidity	57%
Test Engineer	Roki Liu	Configurations	IEEE 802.11ac MCS0/Nss2 VHT80+80 Type 1 / CH 42+155 / Chain 5 + Chain 6 + Chain 7 + Chain 8

Channel 42

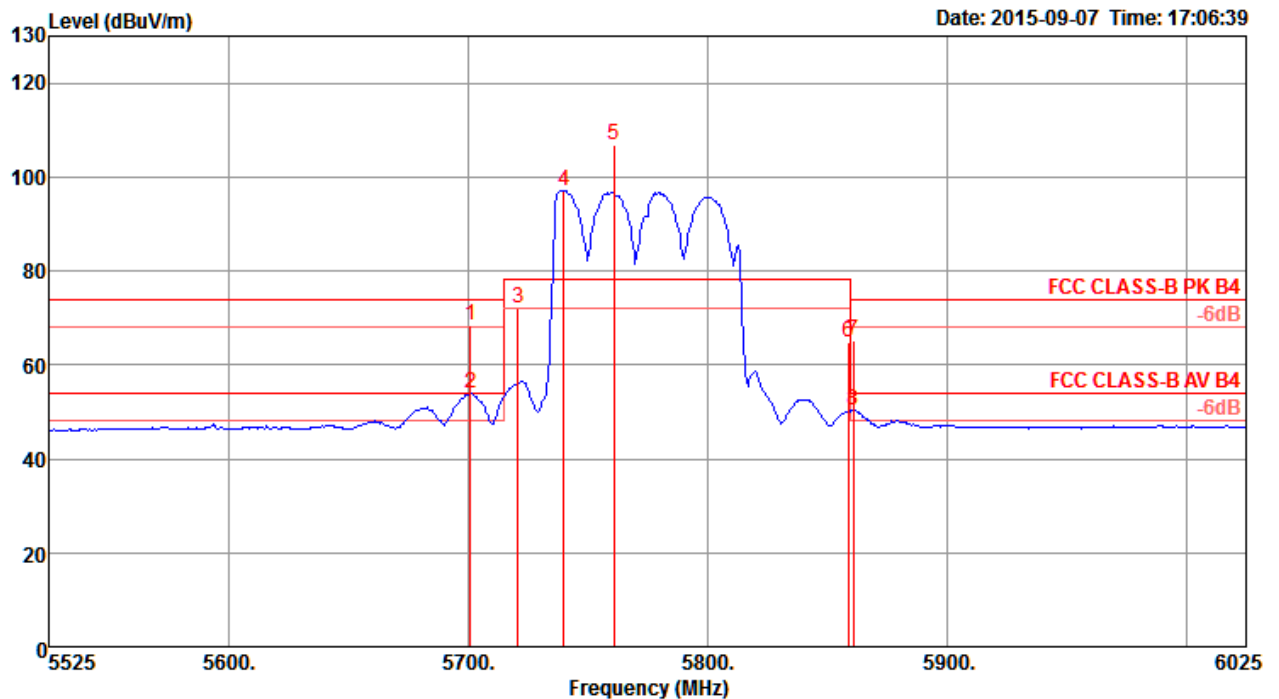


	Freq	Level	Limit	Over	Read	CableAntenna	Preamp	T/Pos	A/Pos	Remark	Pol/Phase
	MHz	dBuV/m	dBuV/m	dB	dBuV	dB	dB/m	dB	deg	cm	
1	5149.00	66.80	74.00	-7.20	63.74	4.26	33.27	34.47	299	214 Peak	HORIZONTAL
2	5150.00	53.49	54.00	-0.51	50.43	4.26	33.27	34.47	299	214 Average	HORIZONTAL
3	5232.00	97.00			93.75	4.30	33.42	34.47	299	214 Average	HORIZONTAL
4	5234.00	107.08			103.83	4.30	33.42	34.47	299	214 Peak	HORIZONTAL
5	5354.00	47.41	54.00	-6.59	43.90	4.35	33.63	34.47	299	214 Average	HORIZONTAL
6	5373.00	58.71	74.00	-15.29	55.16	4.36	33.66	34.47	299	214 Peak	HORIZONTAL

Item 3, 4 are the fundamental frequency at 5210 MHz.

Note: Both antenna polarizations have been tested and only the worst case was recorded in test report.

Channel 155



	Freq	Level	Limit	Over	Read	Cable	Antenna	Preamp	T/Pos	A/Pos	Remark	Pol/Phase
	MHz	dBuV/m	dBuV/m	dB	dBuV	dB	dB/m	dB	deg	cm		
1	5701.00	68.57	74.00	-5.43	64.07	4.49	34.52	34.51	314	228	Peak	HORIZONTAL
2	5701.00	53.90	54.00	-0.10	49.40	4.49	34.52	34.51	314	228	Average	HORIZONTAL
3	5721.00	72.03	78.20	-6.17	67.47	4.50	34.57	34.51	314	228	Peak	HORIZONTAL
4	5740.00	97.21			92.61	4.50	34.62	34.52	314	228	Average	HORIZONTAL
5	5761.00	106.76			102.10	4.51	34.68	34.53	314	228	Peak	HORIZONTAL
6	5859.00	64.86	78.20	-13.34	59.86	4.55	34.99	34.54	314	228	Peak	HORIZONTAL
7	5861.00	65.30	74.00	-8.70	60.30	4.55	34.99	34.54	314	228	Peak	HORIZONTAL
8	5861.00	50.28	54.00	-3.72	45.28	4.55	34.99	34.54	314	228	Average	HORIZONTAL

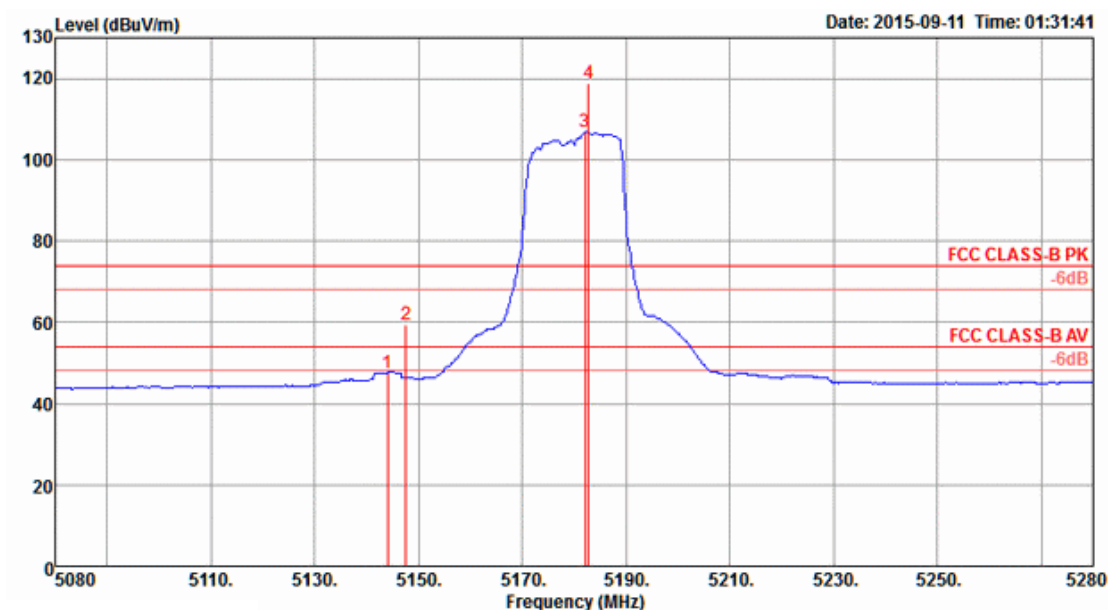
Item 4, 5 are the fundamental frequency at 5775 MHz.

Note: Both antenna polarizations have been tested and only the worst case was recorded in test report.

<For Radio 2 Beamforming Mode>

Temperature	26°C	Humidity	57%
Test Engineer	Roki Liu	Configurations	IEEE 802.11ac MCS0/Nss1 VHT20 CH 36, 40, 48 / Chain 5 + Chain 6 + Chain 7 + Chain 8

Channel 36

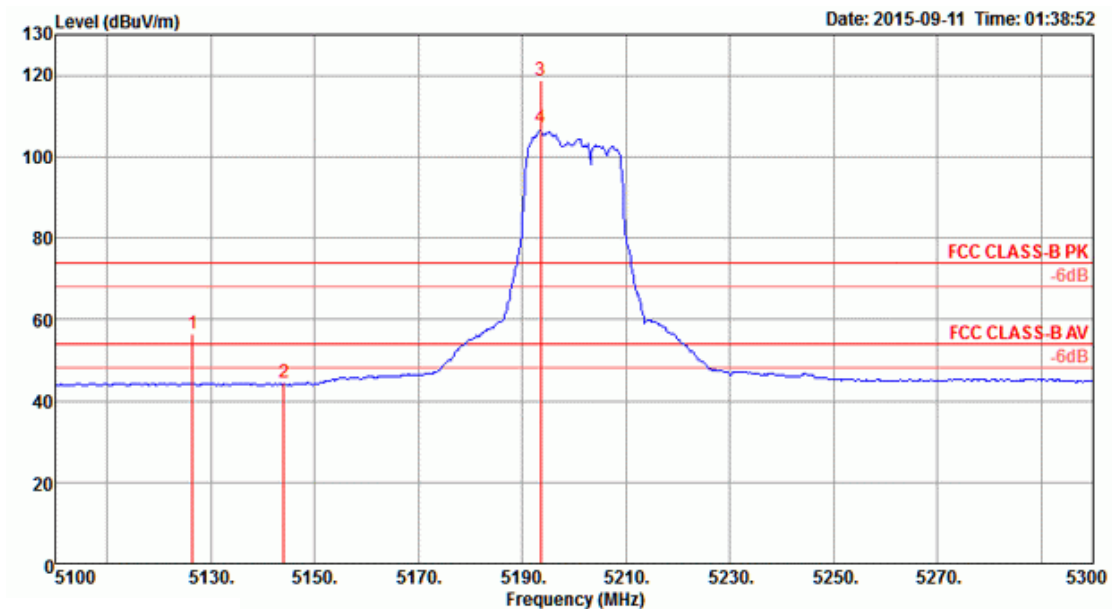


	Freq	Level	Limit	Over	Read	Cable	Antenna	Preamp	T/Pos	A/Pos	Remark	Pol/Phase
	MHz	dBuV/m	dBuV/m	dB	dBuV	dB	dB/m	dB	deg	cm		
1	5144.00	47.55	54.00	-6.45	44.49	4.26	33.27	34.47	285	151	Average	HORIZONTAL
2	5147.60	59.44	74.00	-14.56	56.38	4.26	33.27	34.47	285	151	Peak	HORIZONTAL
3	5182.00	106.78			103.65	4.27	33.33	34.47	285	151	Average	HORIZONTAL
4	5182.80	118.71			115.58	4.27	33.33	34.47	285	151	Peak	HORIZONTAL

Item 3, 4 are the fundamental frequency at 5180 MHz.

Note: Both antenna polarizations have been tested and only the worst case was recorded in test report.

Channel 40

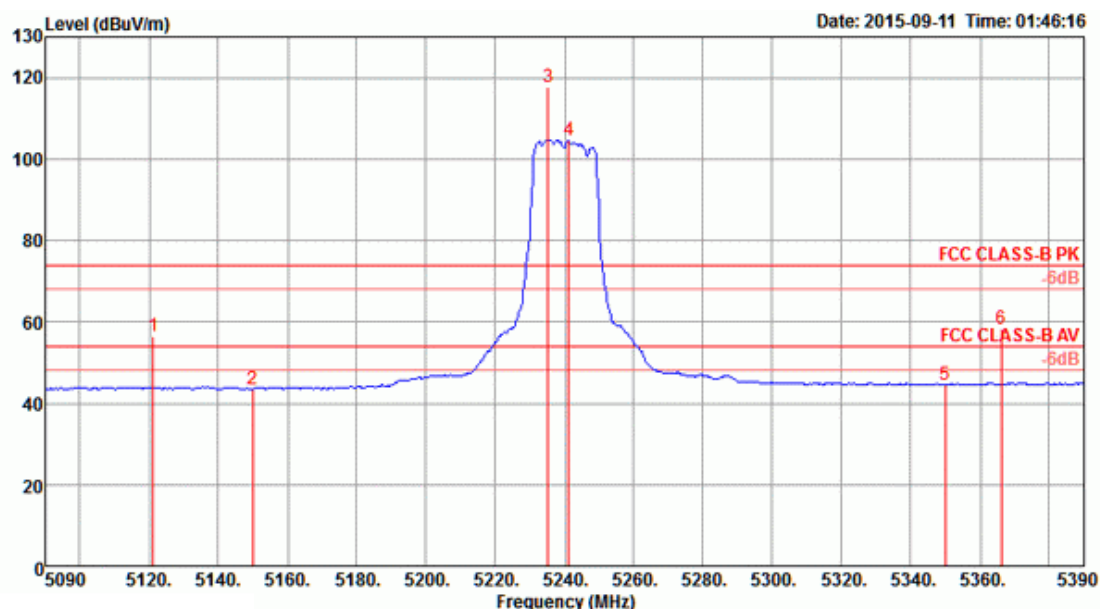


	Freq	Level	Limit	Over	Read	Cable	Antenna	Preamp	T/Pos	A/Pos	Remark	Pol/Phase
	MHz	dBuV/m	dBuV/m	dB	dBuV	dB	dB/m	dB	deg	cm		
1	5126.40	56.66	74.00	-17.34	53.64	4.25	33.24	34.47	38	178	Peak	HORIZONTAL
2	5144.00	44.63	54.00	-9.37	41.57	4.26	33.27	34.47	38	178	Average	HORIZONTAL
3	5193.60	118.94			115.77	4.28	33.36	34.47	38	178	Peak	HORIZONTAL
4	5193.60	107.04			103.87	4.28	33.36	34.47	38	178	Average	HORIZONTAL

Item 3, 4 are the fundamental frequency at 5200 MHz.

Note: Both antenna polarizations have been tested and only the worst case was recorded in test report.

Channel 48



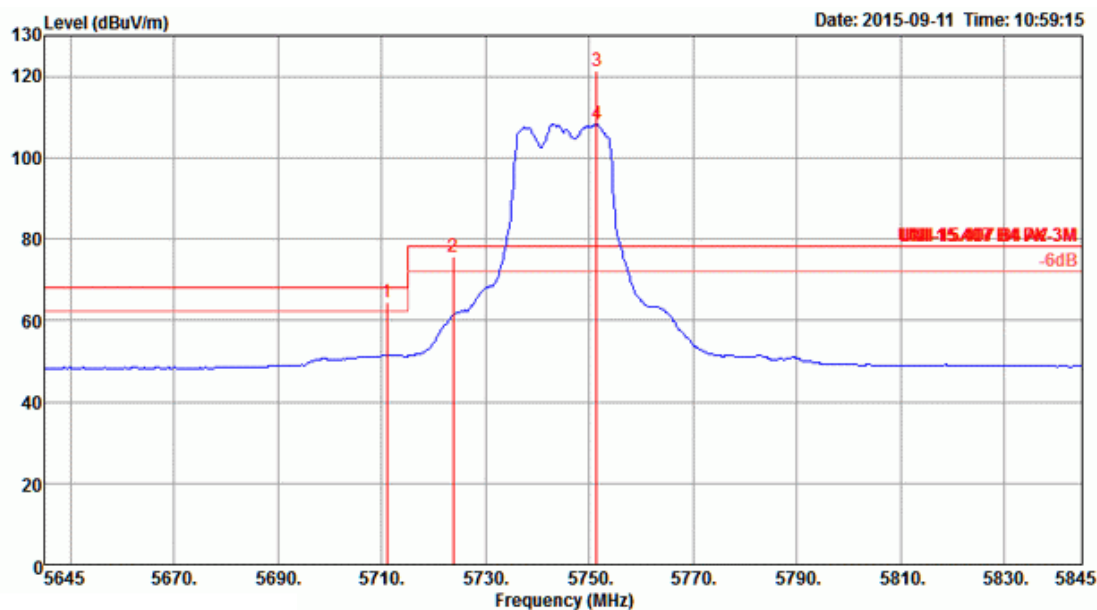
	Freq	Level	Limit	Over	Read	CableAntenna	Preamp	T/Pos	A/Pos	Remark	Pol/Phase
	MHz	dBuV/m	dBuV/m	dB	dBuV	dB	dB/m	dB	deg	cm	
1	5121.20	56.56	74.00	-17.44	53.58	4.24	33.21	34.47	37	163 Peak	HORIZONTAL
2	5150.00	43.55	54.00	-10.45	40.49	4.26	33.27	34.47	37	163 Average	HORIZONTAL
3	5235.20	117.60			114.35	4.30	33.42	34.47	37	163 Peak	HORIZONTAL
4	5241.20	104.74			101.49	4.30	33.42	34.47	37	163 Average	HORIZONTAL
5	5350.00	44.62	54.00	-9.38	41.11	4.35	33.63	34.47	37	163 Average	HORIZONTAL
6	5366.00	58.21	74.00	-15.79	54.66	4.36	33.66	34.47	37	163 Peak	HORIZONTAL

Item 3, 4 are the fundamental frequency at 5240 MHz.

Note: Both antenna polarizations have been tested and only the worst case was recorded in test report.

Temperature	26°C	Humidity	57%
Test Engineer	Roki Liu	Configurations	IEEE 802.11ac MCS0/Nss1 VHT20 CH 149, 157, 165 / Chain 5 + Chain 6 + Chain 7 + Chain 8

Channel 149

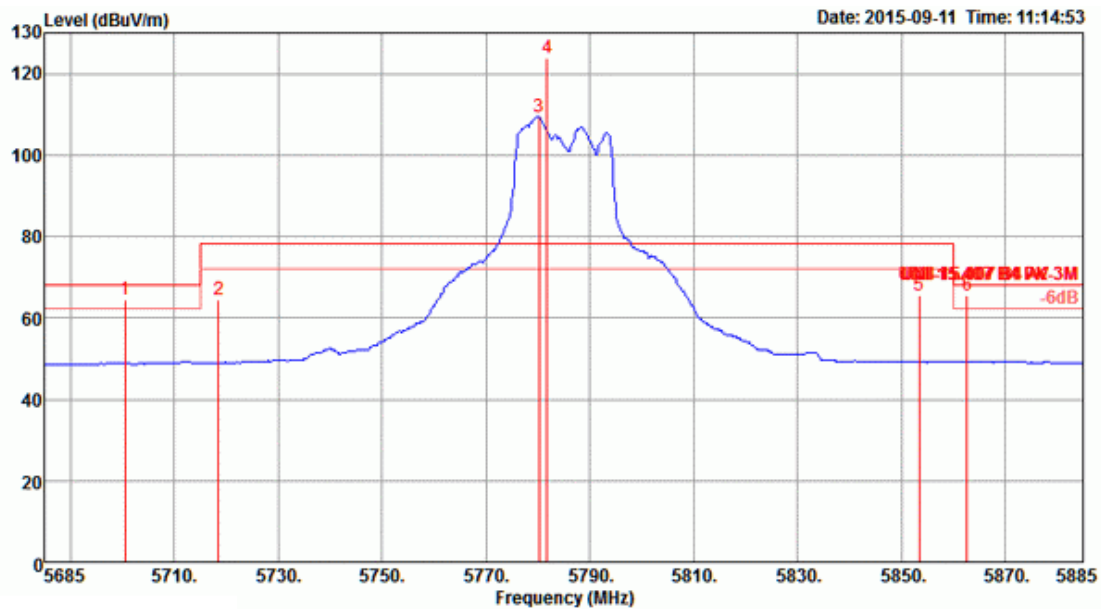


	Freq	Level	Limit	Over	Read	Cable	Antenna	Preamp	T/Pos	A/Pos	Remark	Pol/Phase
	MHz	dBuV/m	dBuV/m	dB	dBuV	dB	dB/m	dB	deg	cm		
1	5711.00	64.28	68.20	-3.92	59.78	4.49	34.52	34.51	49	156	Peak	HORIZONTAL
2	5723.80	75.61	78.20	-2.59	71.05	4.50	34.57	34.51	49	156	Peak	HORIZONTAL
3	5751.40	121.25			116.65	4.50	34.62	34.52	49	156	Peak	HORIZONTAL
4	5751.40	108.40			103.80	4.50	34.62	34.52	49	156	Average	HORIZONTAL

Item 3, 4 are the fundamental frequency at 5745 MHz.

Note: Both antenna polarizations have been tested and only the worst case was recorded in test report.

Channel 157



	Freq	Level	Limit	Over	Read	CableAntenna	Preamp	T/Pos	A/Pos	Remark	Pol/Phase
	MHz	dBuV/m	dBuV/m	dB	dBuV	Loss	Factor	Factor	deg	cm	
1	5700.60	64.44	68.20	-3.76	59.94	4.49	34.52	34.51	318	272 Peak	HORIZONTAL
2	5718.60	64.50	78.20	-13.70	59.94	4.50	34.57	34.51	318	272 Peak	HORIZONTAL
3	5780.20	109.20			104.48	4.52	34.73	34.53	318	272 Average	HORIZONTAL
4	5781.80	124.01			119.29	4.52	34.73	34.53	318	272 Peak	HORIZONTAL
5	5853.40	65.56	78.20	-12.64	60.63	4.54	34.93	34.54	318	272 Peak	HORIZONTAL
6	5862.60	65.45	68.20	-2.75	60.45	4.55	34.99	34.54	318	272 Peak	HORIZONTAL

Item 3, 4 are the fundamental frequency at 5785 MHz.

Note: Both antenna polarizations have been tested and only the worst case was recorded in test report.

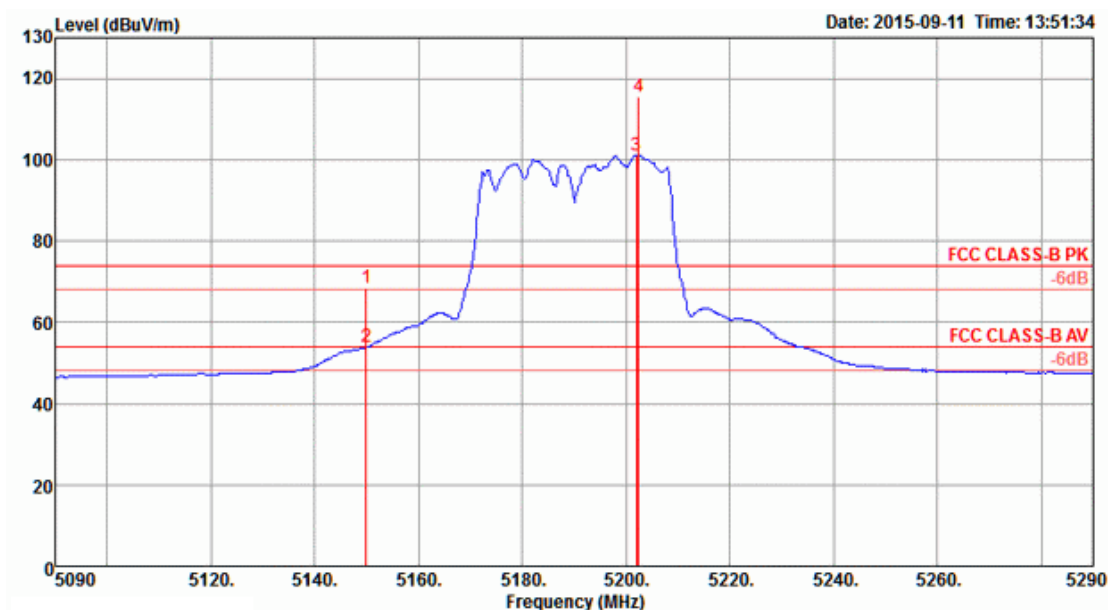


	Freq	Level	Limit Line	Over Limit	Read Level	CableAntenna Loss Factor	Preamp Factor	T/Pos	A/Pos	Remark	Pol/Phase
	MHz	dBuV/m	dBuV/m	dB	dBuV	dB	dB/m	dB	deg	cm	
1	5829.80	109.60			104.72	4.53	34.88	34.53	316	212	Average
2	5830.00	124.30			119.42	4.53	34.88	34.53	316	212	Peak
3	5850.40	76.44	78.20	-1.76	71.51	4.54	34.93	34.54	316	212	Peak
4	5862.60	68.07	68.20	-0.13	63.07	4.55	34.99	34.54	316	212	Peak

Note: Both antenna polarizations have been tested and only the worst case was recorded in test report.

Temperature	26°C	Humidity	57%
Test Engineer	Roki Liu	Configurations	IEEE 802.11ac MCS0/Nss1 VHT40 CH 38, 46 / Chain 5 + Chain 6 + Chain 7 + Chain 8

Channel 38

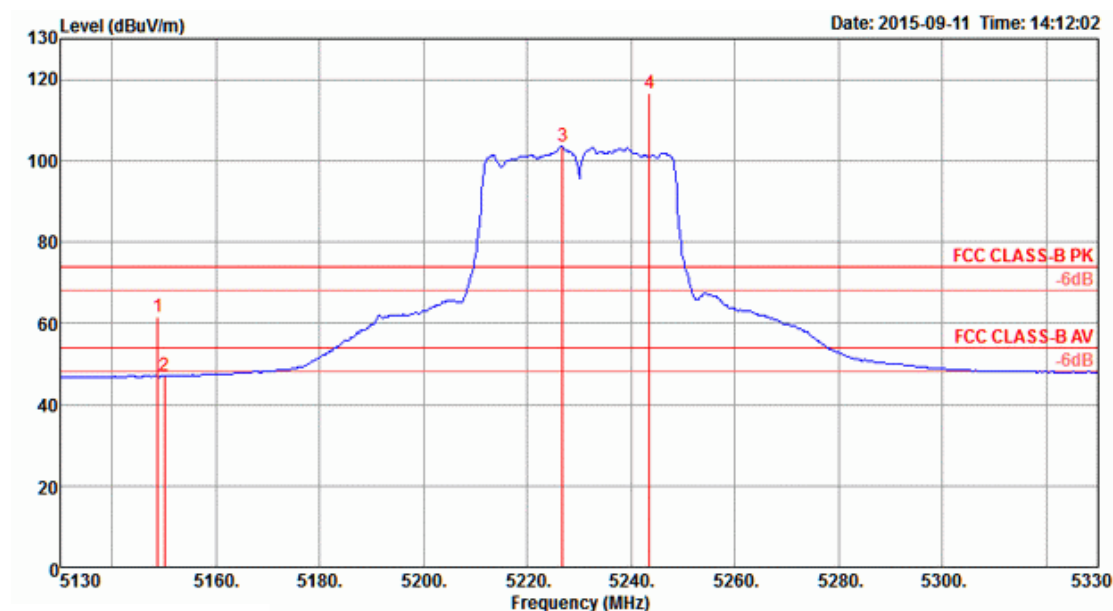


	Freq	Level	Limit	Over	Read	Cable	Antenna	Preamp	T/Pos	A/Pos	Remark	Pol/Phase
	MHz	dBuV/m	dBuV/m	dB	dBuV	dB	dB/m	dB	deg	cm		
1	5150.00	68.31	74.00	-5.69	65.25	4.26	33.27	34.47	301	294	Peak	HORIZONTAL
2	5150.00	53.86	54.00	-0.14	50.80	4.26	33.27	34.47	301	294	Average	HORIZONTAL
3	5202.00	101.12			97.95	4.28	33.36	34.47	301	294	Average	HORIZONTAL
4	5202.40	115.58			112.41	4.28	33.36	34.47	301	294	Peak	HORIZONTAL

Item 3, 4 are the fundamental frequency at 5190 MHz.

Note: Both antenna polarizations have been tested and only the worst case was recorded in test report.

Channel 46



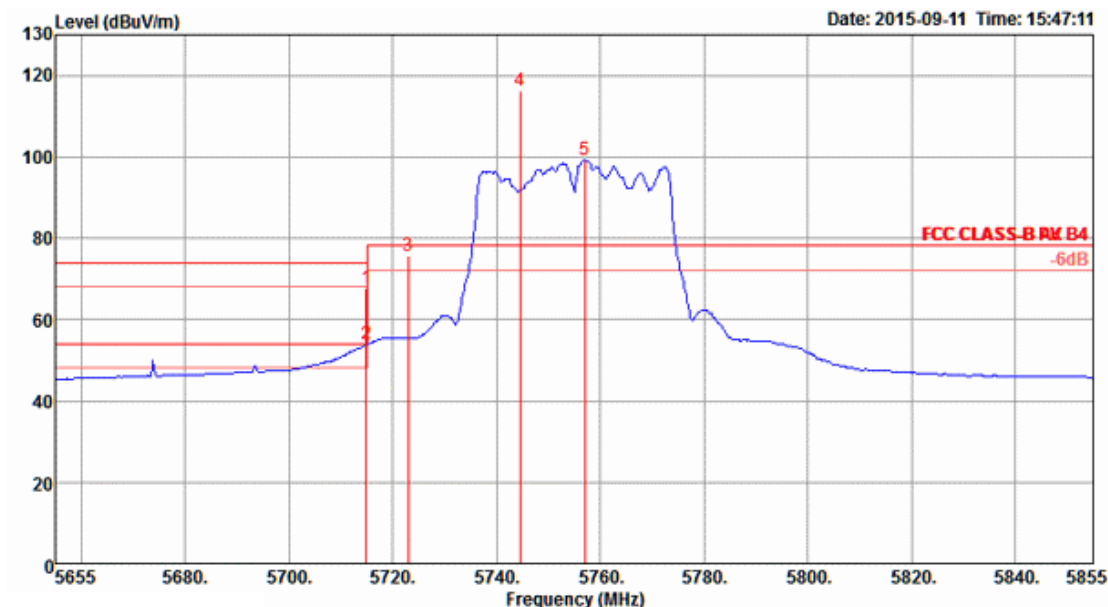
	Freq	Level	Limit	Over	Read	Cable	Antenna	Preamp	T/Pos	A/Pos	Remark	Pol/Phase
	MHz	dBuV/m	dBuV/m	dB	dBuV	dB	dB/m	dB	deg	cm		
1	5148.80	61.61	74.00	-12.39	58.55	4.26	33.27	34.47	311	193	Peak	HORIZONTAL
2	5150.00	47.00	54.00	-7.00	43.94	4.26	33.27	34.47	311	193	Average	HORIZONTAL
3	5226.80	103.55			100.30	4.30	33.42	34.47	311	193	Average	HORIZONTAL
4	5243.60	116.61			113.33	4.30	33.45	34.47	311	193	Peak	HORIZONTAL

Item 3, 4 are the fundamental frequency at 5230 MHz.

Note: Both antenna polarizations have been tested and only the worst case was recorded in test report.

Temperature	26°C	Humidity	57%
Test Engineer	Roki Liu	Configurations	IEEE 802.11ac MCS0/Nss1 VHT40 CH 151, 159 / Chain 5 + Chain 6 + Chain 7 + Chain 8

Channel 151

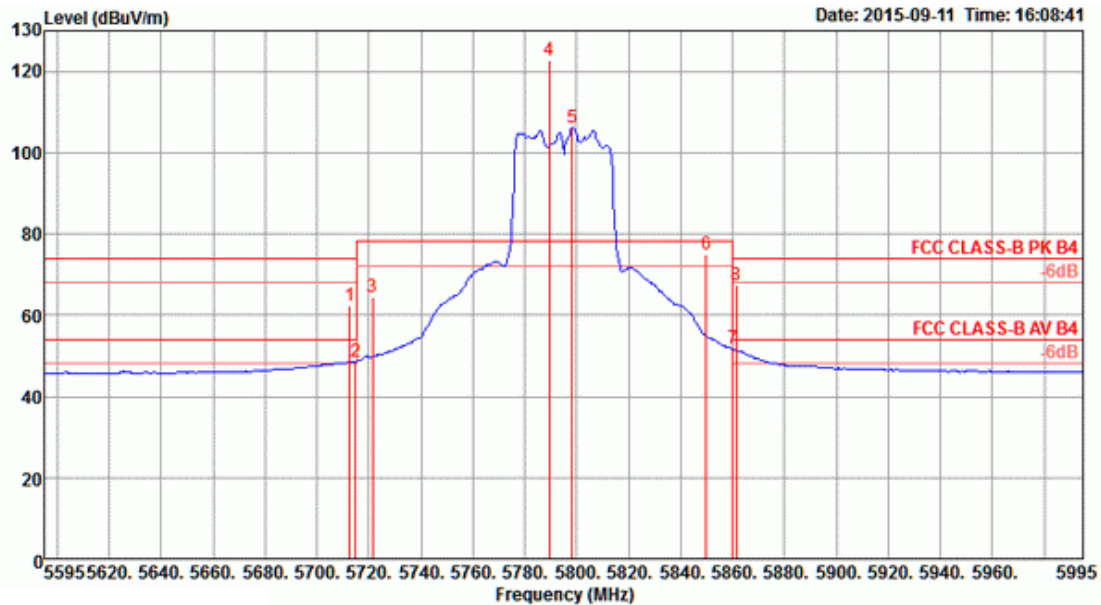


	Freq	Level	Limit	Over	Read	Cable	Antenna	Preamp	T/Pos	A/Pos	Remark	Pol/Phase
	MHz	dBuV/m	dBuV/m	dB	dBuV	dB	dB/m	dB	deg	cm		
1	5715.00	67.75	74.00	-6.25	63.25	4.49	34.52	34.51	290	296	Peak	HORIZONTAL
2	5715.00	53.83	54.00	-0.17	49.33	4.49	34.52	34.51	290	296	Average	HORIZONTAL
3	5723.00	75.84	78.20	-2.36	71.28	4.50	34.57	34.51	290	296	Peak	HORIZONTAL
4	5744.60	116.16			111.56	4.50	34.62	34.52	290	296	Peak	HORIZONTAL
5	5757.00	99.18			94.52	4.51	34.68	34.53	290	296	Average	HORIZONTAL

Item 4, 5 are the fundamental frequency at 5755 MHz.

Note: Both antenna polarizations have been tested and only the worst case was recorded in test report.

Channel 159



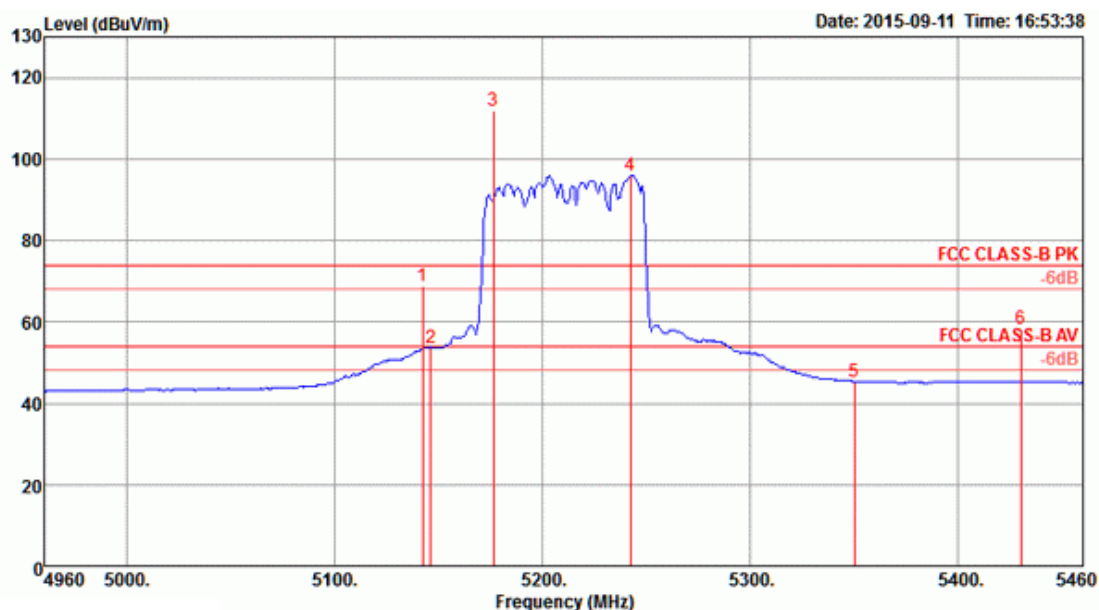
	Freq	Level	Limit	Over	Read	CableAntenna	Preamp	T/Pos	A/Pos	Remark	Pol/Phase
	MHz	dBuV/m	dBuV/m	dB	dBuV	dB	dB/m	dB	deg	cm	
1	5712.60	62.44	74.00	-11.56	57.94	4.49	34.52	34.51	309	191 Peak	HORIZONTAL
2	5715.00	48.46	54.00	-5.54	43.96	4.49	34.52	34.51	309	191 Average	HORIZONTAL
3	5721.40	64.53	78.20	-13.67	59.97	4.50	34.57	34.51	309	191 Peak	HORIZONTAL
4	5789.40	122.65			117.88	4.52	34.78	34.53	309	191 Peak	HORIZONTAL
5	5798.20	106.01			101.24	4.52	34.78	34.53	309	191 Average	HORIZONTAL
6	5850.00	74.82	78.20	-3.38	69.89	4.54	34.93	34.54	309	191 Peak	HORIZONTAL
7	5860.00	51.70	54.00	-2.30	46.70	4.55	34.99	34.54	309	191 Average	HORIZONTAL
8	5861.40	67.44	74.00	-6.56	62.44	4.55	34.99	34.54	309	191 Peak	HORIZONTAL

Item 4, 5 are the fundamental frequency at 5795 MHz.

Note: Both antenna polarizations have been tested and only the worst case was recorded in test report.

Temperature	26°C	Humidity	57%
Test Engineer	Roki Liu	Configurations	IEEE 802.11ac MCS0/Nss1 VHT80 CH 42, 155 / Chain 5 + Chain 6 + Chain 7 + Chain 8

Channel 42

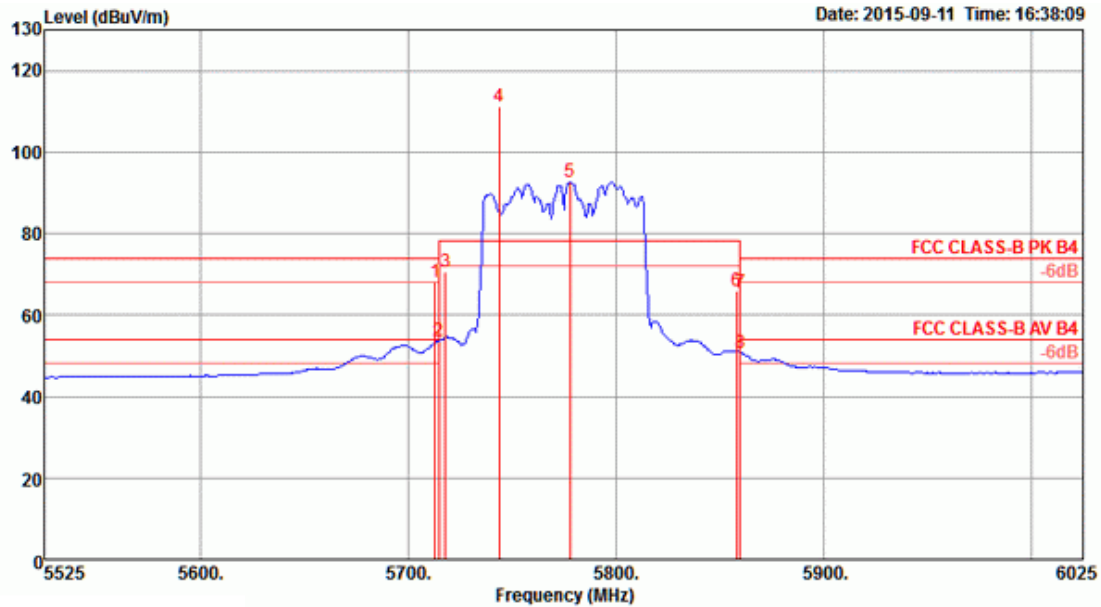


	Freq	Level	Limit	Over	Read	CableAntenna	Preamp	T/Pos	A/Pos	Remark	Pol/Phase
	MHz	dBuV/m	dBuV/m	dB	dBuV	dB	dB/m	dB	deg	cm	
1	5142.00	68.69	74.00	-5.31	65.63	4.26	33.27	34.47	296	290 Peak	HORIZONTAL
2	5146.00	53.77	54.00	-0.23	50.71	4.26	33.27	34.47	296	290 Average	HORIZONTAL
3	5176.00	111.99	74.00			4.27	33.33	34.47	296	290 Peak	HORIZONTAL
4	5242.00	96.13	54.00			4.30	33.45	34.47	296	290 Average	HORIZONTAL
5	5350.00	45.42	54.00	-8.58	41.91	4.35	33.63	34.47	296	290 Average	HORIZONTAL
6	5430.00	58.26	74.00	-15.74	54.56	4.39	33.78	34.47	296	290 Peak	HORIZONTAL

Item 3, 4 are the fundamental frequency at 5210 MHz.

Note: Both antenna polarizations have been tested and only the worst case was recorded in test report.

Channel 155



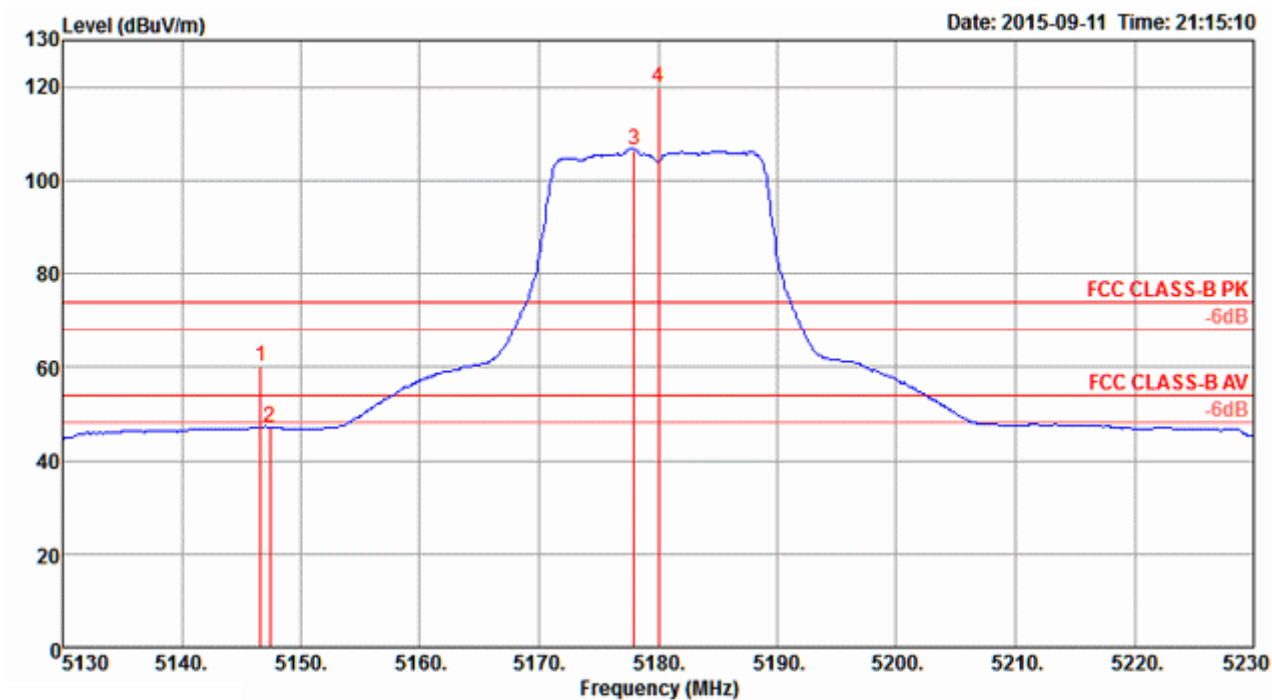
	Freq	Level	Limit	Over	Read	CableAntenna	Preamp	T/Pos	A/Pos	Remark	Pol/Phase
	MHz	dBuV/m	dBuV/m	dB	dBuV	dB	dB/m	dB	deg	cm	
1	5713.00	68.06	74.00	-5.94	63.56	4.49	34.52	34.51	294	309 Peak	HORIZONTAL
2	5715.00	53.62	54.00	-0.38	49.12	4.49	34.52	34.51	294	309 Average	HORIZONTAL
3	5718.00	70.46	78.20	-7.74	65.90	4.50	34.57	34.51	294	309 Peak	HORIZONTAL
4	5744.00	111.11	78.20			4.50	34.62	34.52	294	309 Peak	HORIZONTAL
5	5778.00	92.72	78.20			4.52	34.73	34.53	294	309 Average	HORIZONTAL
6	5858.00	66.02	78.20	-12.18	61.02	4.55	34.99	34.54	294	309 Peak	HORIZONTAL
7	5860.00	65.61	74.00	-8.39	60.61	4.55	34.99	34.54	294	309 Peak	HORIZONTAL
8	5860.00	50.78	54.00	-3.22	45.78	4.55	34.99	34.54	294	309 Average	HORIZONTAL

Item 4, 5 are the fundamental frequency at 5775 MHz.

Note: Both antenna polarizations have been tested and only the worst case was recorded in test report.

Temperature	26°C	Humidity	57%
Test Engineer	Roki Liu	Configurations	IEEE 802.11ac MCS0/Nss2 VHT20 CH 36, 40, 48 / Chain 5 + Chain 6 + Chain 7 + Chain 8

Channel 36

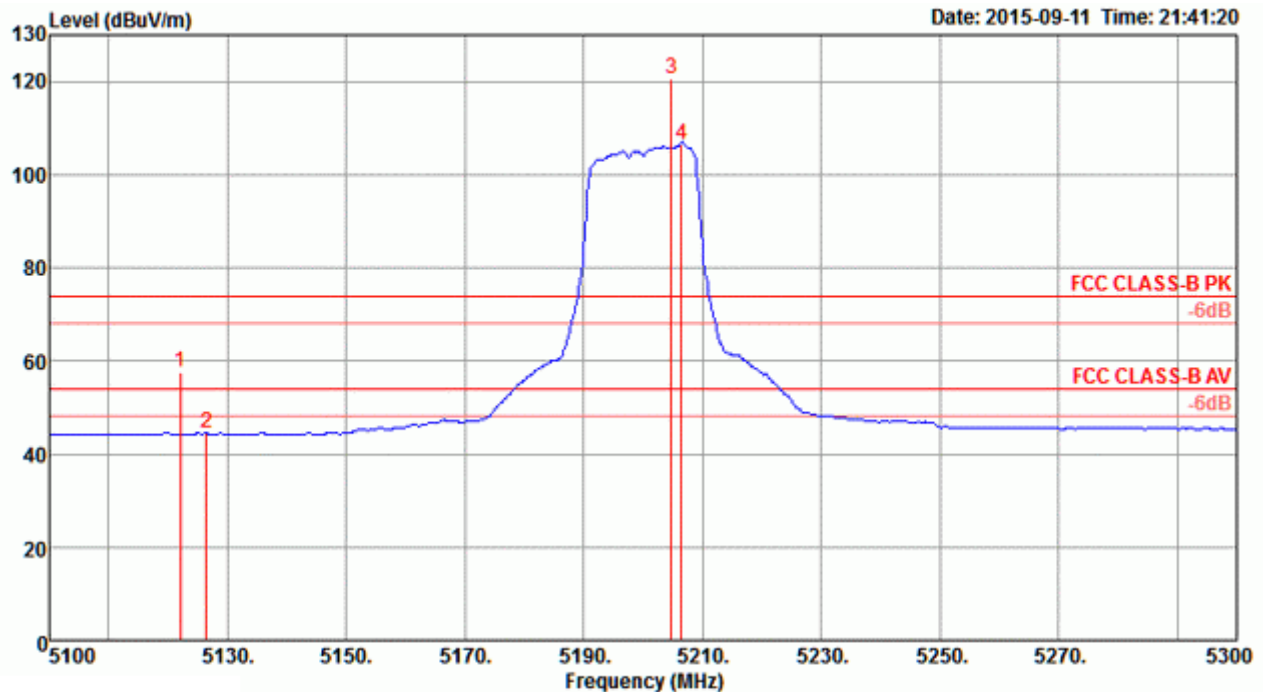


	Freq	Level	Limit	Over	Read	Cable	Antenna	Preamp	T/Pos	A/Pos	Remark	Pol/Phase
	MHz	dBuV/m	dBuV/m	dB	dBuV	dB	dB/m	dB	deg	cm		
1	5146.60	60.13	74.00	-13.87	57.07	4.26	33.27	34.47	286	152	Peak	HORIZONTAL
2	5147.40	47.16	54.00	-6.84	44.10	4.26	33.27	34.47	286	152	Average	HORIZONTAL
3	5178.00	106.57			103.44	4.27	33.33	34.47	286	152	Average	HORIZONTAL
4	5180.00	119.69			116.56	4.27	33.33	34.47	286	152	Peak	HORIZONTAL

Item 3, 4 are the fundamental frequency at 5180 MHz.

Note: Both antenna polarizations have been tested and only the worst case was recorded in test report.

Channel 40

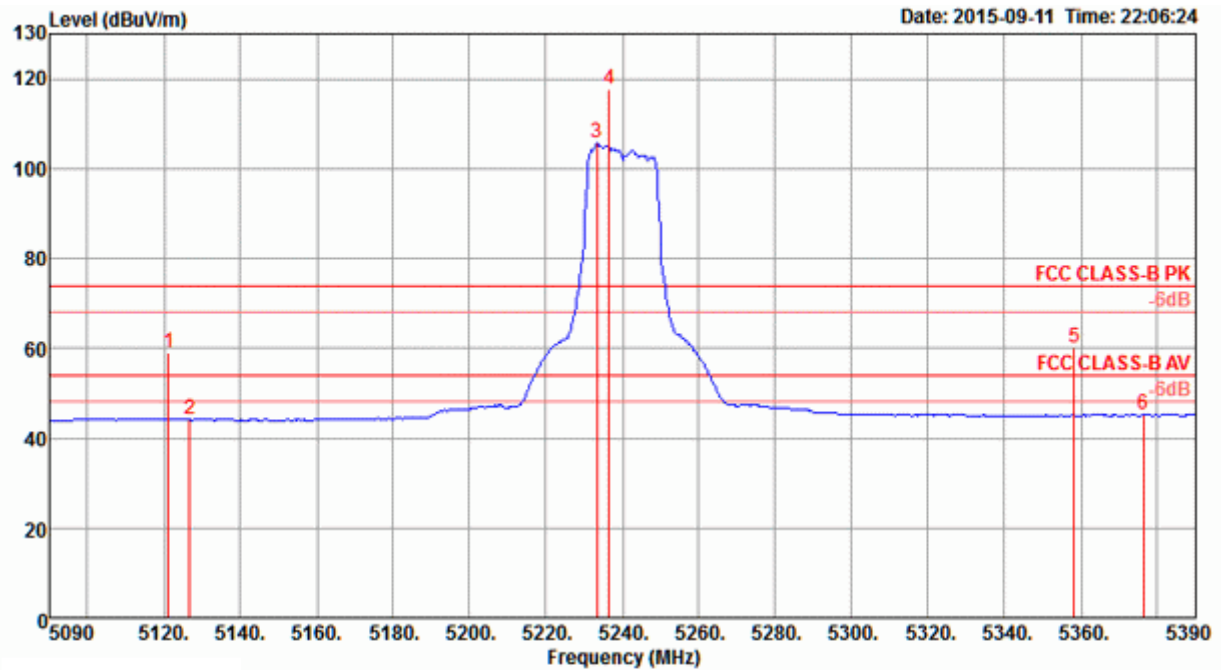


	Freq	Level	Limit	Over	Read	CableAntenna	Preamp	T/Pos	A/Pos	Remark	Pol/Phase
	MHz	dBuV/m	dBuV/m	dB	dBuV	dB	dB/m	deg	cm		
1	5122.00	57.59	74.00	-16.41	54.61	4.24	33.21	34.47	299	230 Peak	HORIZONTAL
2	5126.40	44.46	54.00	-9.54	41.44	4.25	33.24	34.47	299	230 Average	HORIZONTAL
3	5204.80	120.57			117.40	4.28	33.36	34.47	299	230 Peak	HORIZONTAL
4	5206.40	106.64			103.47	4.28	33.36	34.47	299	230 Average	HORIZONTAL

Item 3, 4 are the fundamental frequency at 5200 MHz.

Note: Both antenna polarizations have been tested and only the worst case was recorded in test report.

Channel 48



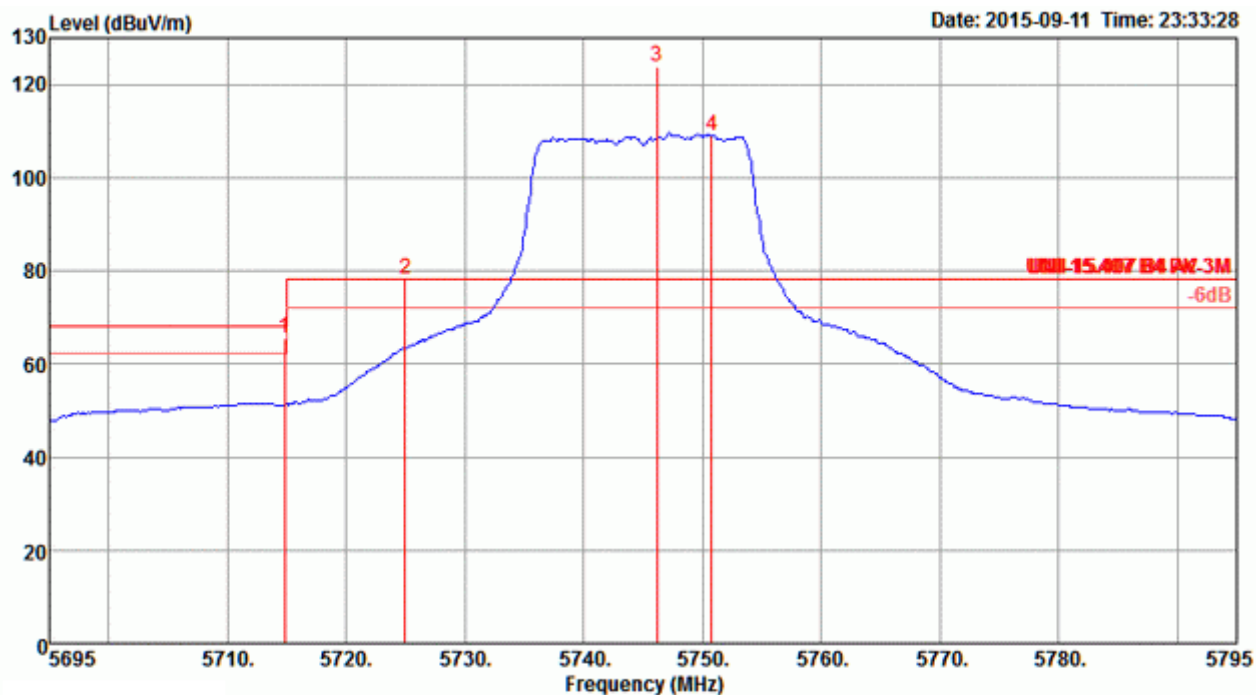
	Freq	Level	Limit	Over	Read	CableAntenna	Preamp	T/Pos	A/Pos	Remark	Pol/Phase
	MHz	dBuV/m	dBuV/m	dB	dBuV	dB	dB/m	dB	deg	cm	
1	5121.20	59.06	74.00	-14.94	56.08	4.24	33.21	34.47	326	157 Peak	HORIZONTAL
2	5126.60	44.28	54.00	-9.72	41.26	4.25	33.24	34.47	326	157 Average	HORIZONTAL
3	5233.40	105.59			102.34	4.30	33.42	34.47	326	157 Average	HORIZONTAL
4	5236.40	117.66			114.41	4.30	33.42	34.47	326	157 Peak	HORIZONTAL
5	5358.20	60.04	74.00	-13.96	56.53	4.35	33.63	34.47	326	157 Peak	HORIZONTAL
6	5376.20	45.26	54.00	-8.74	41.71	4.36	33.66	34.47	326	157 Average	HORIZONTAL

Item 3, 4 are the fundamental frequency at 5240 MHz.

Note: Both antenna polarizations have been tested and only the worst case was recorded in test report.

Temperature	26°C	Humidity	57%
Test Engineer	Roki Liu	Configurations	IEEE 802.11ac MCS0/Nss2 VHT20 CH 149, 157, 165 / Chain 5 + Chain 6 + Chain 7 + Chain 8

Channel 149

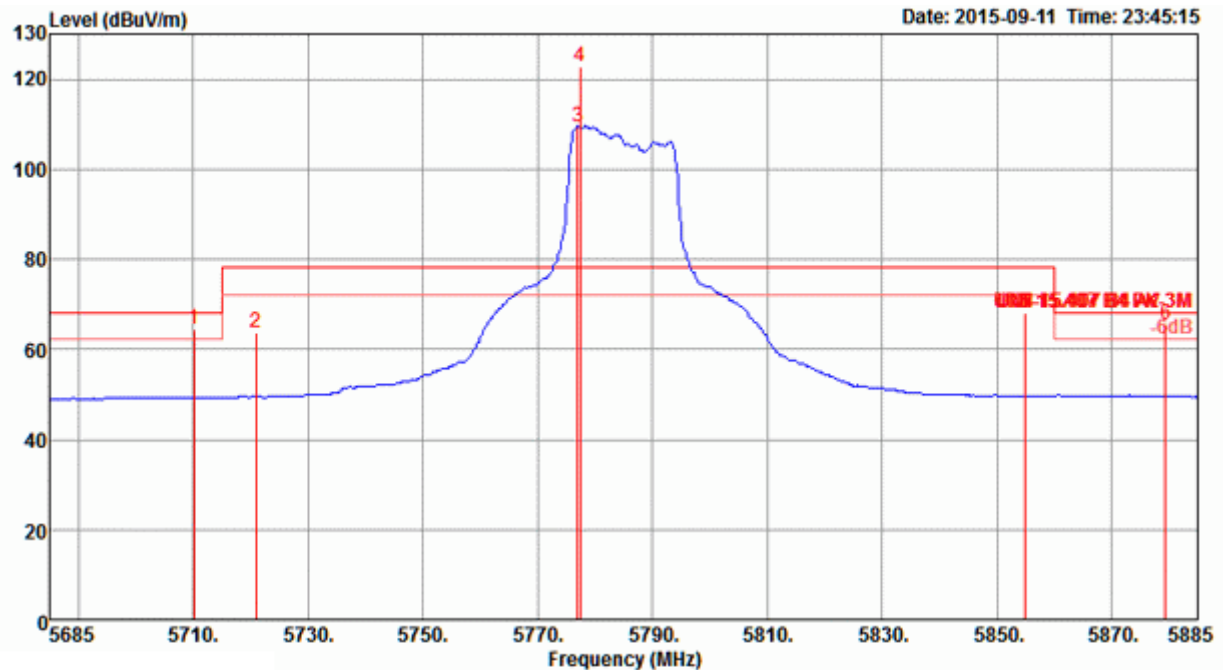


	Freq	Level	Limit	Over	Read	Cable	Antenna	Preamp	T/Pos	A/Pos	Remark	Pol/Phase
	MHz	dBuV/m	dBuV/m	dB	dBuV	dB	dB/m	dB	deg	cm		
1	5714.80	65.49	68.20	-2.71	60.99	4.49	34.52	34.51	48	169	Peak	HORIZONTAL
2	5725.00	78.13	78.20	-0.07	73.57	4.50	34.57	34.51	48	169	Peak	HORIZONTAL
3	5746.20	123.80			119.20	4.50	34.62	34.52	48	169	Peak	HORIZONTAL
4	5750.80	109.10			104.50	4.50	34.62	34.52	48	169	Average	HORIZONTAL

Item 3, 4 are the fundamental frequency at 5745 MHz.

Note: Both antenna polarizations have been tested and only the worst case was recorded in test report.

Channel 157

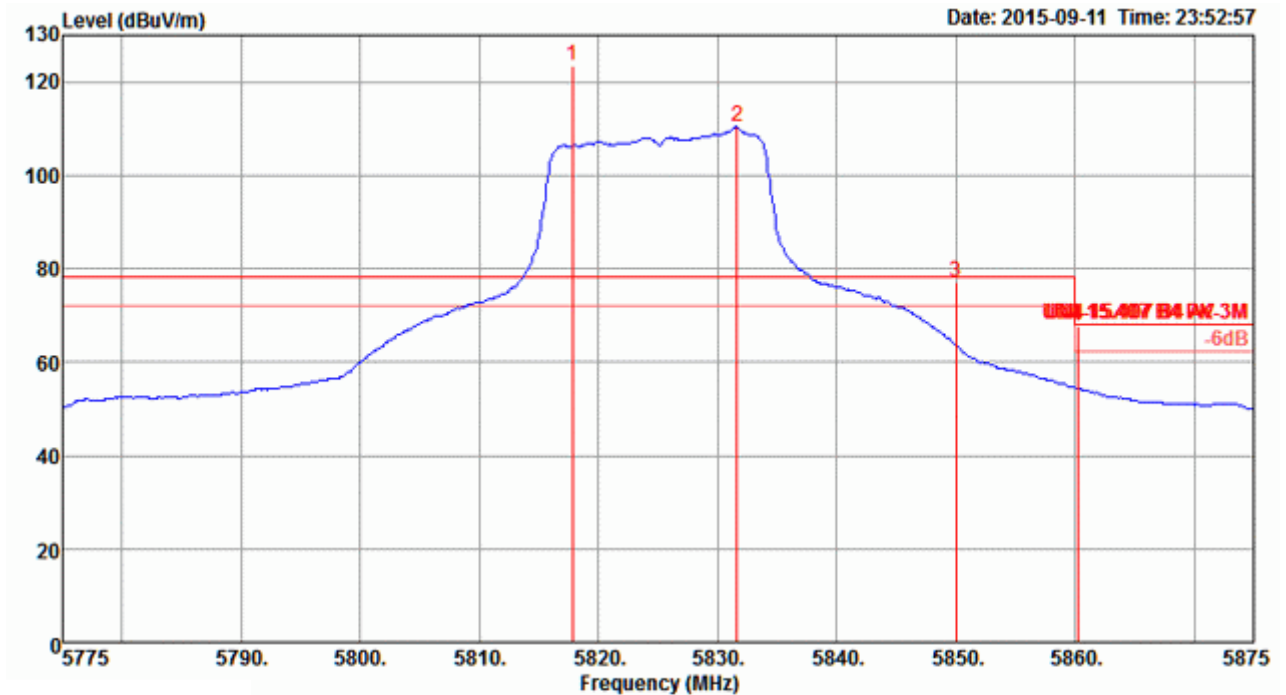


	Freq	Level	Limit	Over	Read	CableAntenna	Preamp	T/Pos	A/Pos	Remark	Pol/Phase
	MHz	dBuV/m	dBuV/m	dB	dBuV	dB	dB/m	dB	deg	cm	
1	5710.20	64.59	68.20	-3.61	60.09	4.49	34.52	34.51	47	189 Peak	HORIZONTAL
2	5721.00	63.88	78.20	-14.32	59.32	4.50	34.57	34.51	47	189 Peak	HORIZONTAL
3	5777.00	109.53			104.81	4.52	34.73	34.53	47	189 Average	HORIZONTAL
4	5777.40	122.81			118.09	4.52	34.73	34.53	47	189 Peak	HORIZONTAL
5	5855.00	68.03	78.20	-10.17	63.03	4.55	34.99	34.54	47	189 Peak	HORIZONTAL
6	5879.40	65.37	68.20	-2.83	60.32	4.55	35.04	34.54	47	189 Peak	HORIZONTAL

Item 3, 4 are the fundamental frequency at 5785 MHz.

Note: Both antenna polarizations have been tested and only the worst case was recorded in test report.

Channel 165



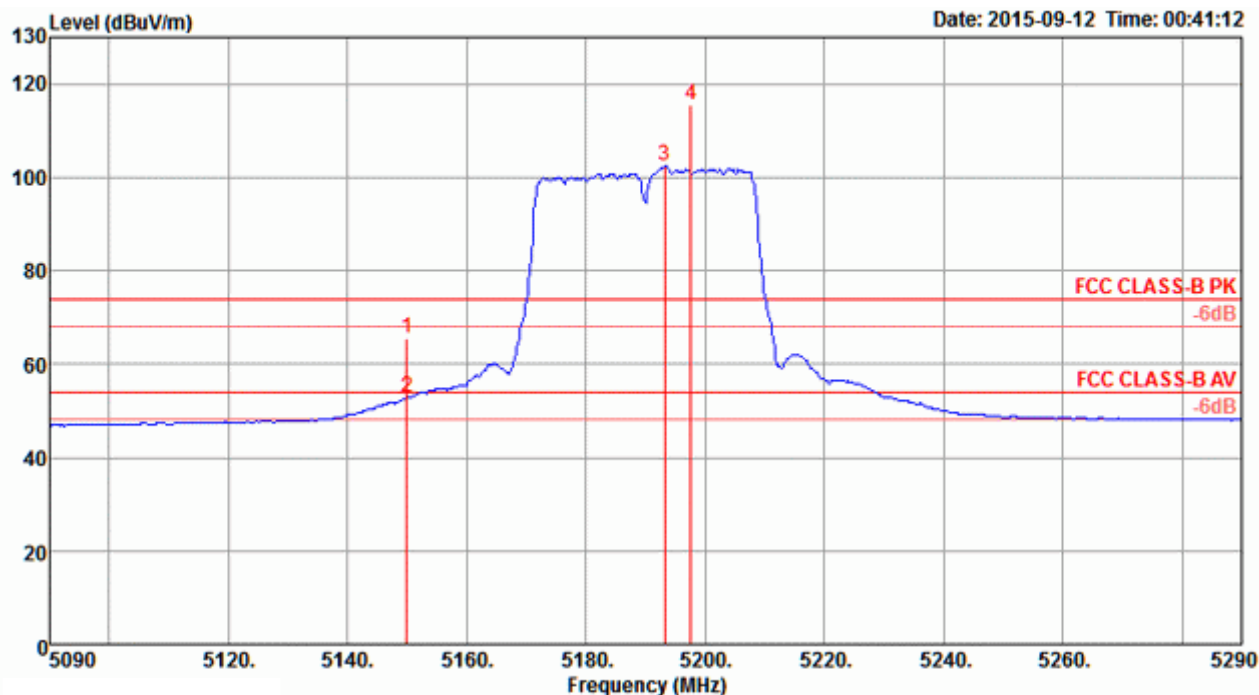
	Freq	Level	Limit	Over	Read	CableAntenna	Preampl	T/Pos	A/Pos	Remark	Pol/Phase
	MHz	dBuV/m	dBuV/m	dB	dBuV	dB	dB/m	dB	deg	cm	
1	5817.80	123.39			118.56	4.53	34.83	34.53	50	178 Peak	HORIZONTAL
2	5831.60	110.34			105.46	4.53	34.88	34.53	50	178 Average	HORIZONTAL
3	5850.00	77.22	78.20	-0.98	72.29	4.54	34.93	34.54	50	178 Peak	HORIZONTAL
4	5860.20	67.63	68.20	-0.57	62.63	4.55	34.99	34.54	50	178 Peak	HORIZONTAL

Item 1, 2 are the fundamental frequency at 5825 MHz.

Note: Both antenna polarizations have been tested and only the worst case was recorded in test report.

Temperature	26°C	Humidity	57%
Test Engineer	Roki Liu	Configurations	IEEE 802.11ac MCS0/Nss2 VHT40 CH 38, 46 / Chain 5 + Chain 6 + Chain 7 + Chain 8

Channel 38

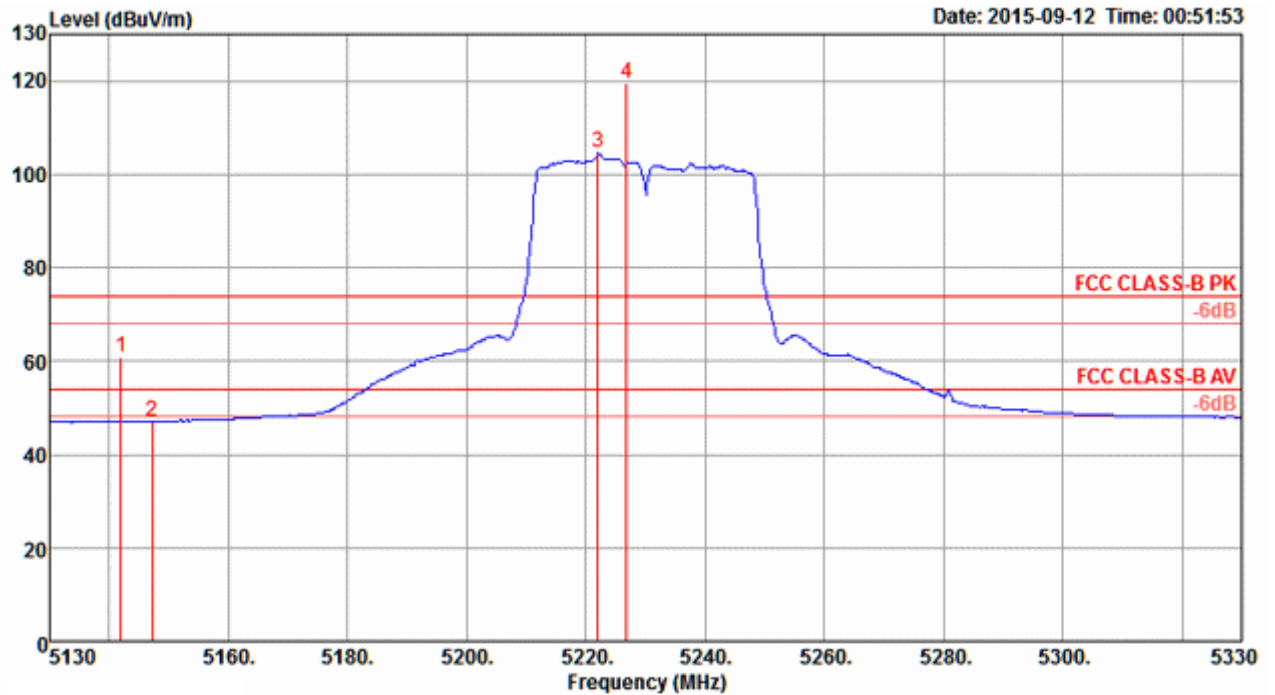


	Freq	Level	Limit	Over	Read	CableAntenna	Preamp	T/Pos	A/Pos	Remark	Pol/Phase
	MHz	dBuV/m	dBuV/m	dB	dBuV	dB	dB/m	dB	deg	cm	
1	5150.00	65.54	74.00	-8.46	62.48	4.26	33.27	34.47	305	197 Peak	HORIZONTAL
2	5150.00	52.85	54.00	-1.15	49.79	4.26	33.27	34.47	305	197 Average	HORIZONTAL
3	5193.20	102.62			99.45	4.28	33.36	34.47	305	197 Average	HORIZONTAL
4	5197.60	115.35			112.18	4.28	33.36	34.47	305	197 Peak	HORIZONTAL

Item 3, 4 are the fundamental frequency at 5190 MHz.

Note: Both antenna polarizations have been tested and only the worst case was recorded in test report.

Channel 46



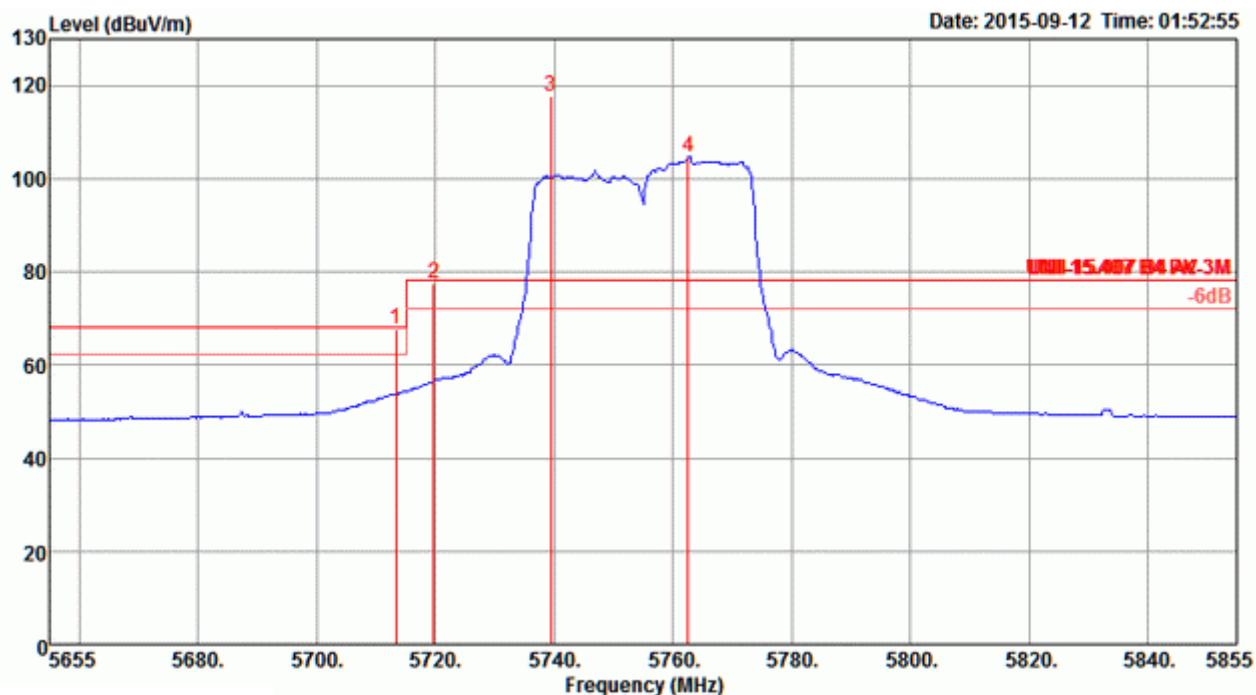
	Freq	Level	Limit	Over	Read	Cable	Antenna	Preamp	T/Pos	A/Pos	Remark	Pol/Phase
	MHz	dBuV/m	dBuV/m	dB	dBuV	dB	dB/m	dB	deg	cm		
1	5142.00	60.81	74.00	-13.19	57.75	4.26	33.27	34.47	299	231	Peak	HORIZONTAL
2	5147.20	47.19	54.00	-6.81	44.13	4.26	33.27	34.47	299	231	Average	HORIZONTAL
3	5222.00	104.53			101.32	4.29	33.39	34.47	299	231	Average	HORIZONTAL
4	5226.80	119.53			116.28	4.30	33.42	34.47	299	231	Peak	HORIZONTAL

Item 3, 4 are the fundamental frequency at 5230 MHz.

Note: Both antenna polarizations have been tested and only the worst case was recorded in test report.

Temperature	26°C	Humidity	57%
Test Engineer	Roki Liu	Configurations	IEEE 802.11ac MCS0/Nss2 VHT40 CH 151, 159 / Chain 5 + Chain 6 + Chain 7 + Chain 8

Channel 151

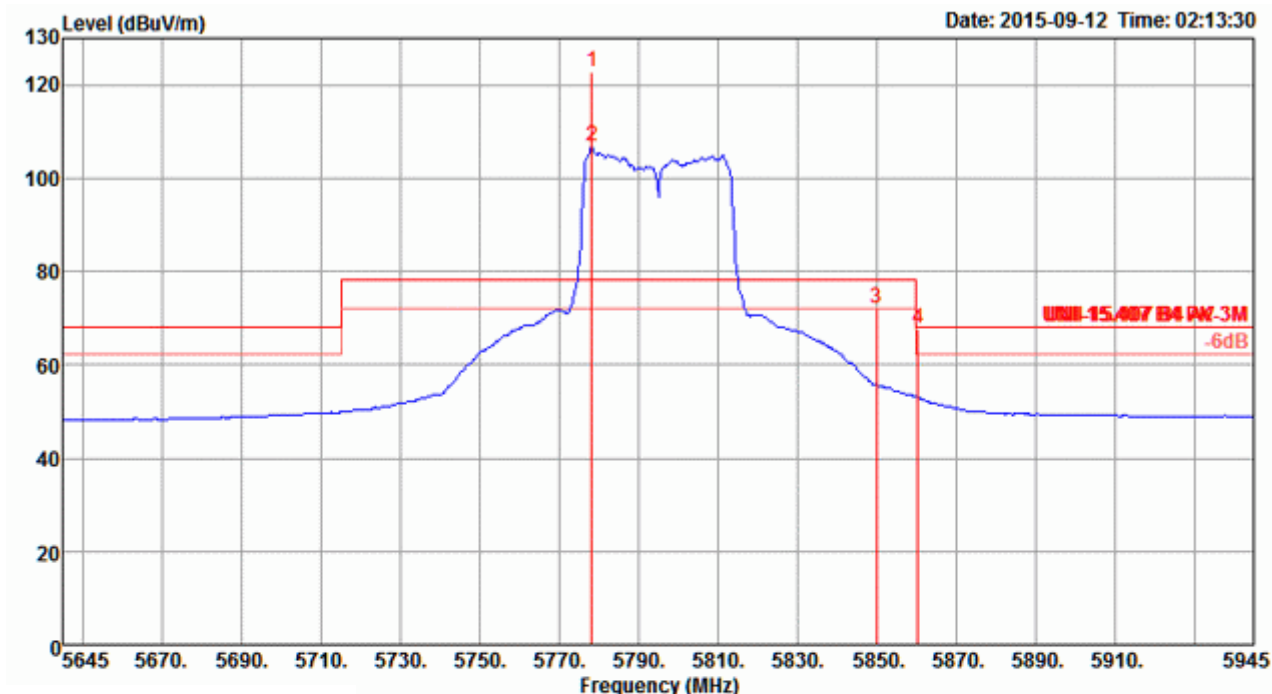


	Freq	Level	Limit	Over	Read	Cable	Antenna	Preamp	T/Pos	A/Pos	Remark	Pol/Phase
	MHz	dBuV/m	dBuV/m	dB	dBuV	dB	dB/m	dB	deg	cm		
1	5713.40	67.69	68.20	-0.51	63.19	4.49	34.52	34.51	34	144	Peak	HORIZONTAL
2	5719.80	77.35	78.20	-0.85	72.79	4.50	34.57	34.51	34	144	Peak	HORIZONTAL
3	5739.40	117.75			113.15	4.50	34.62	34.52	34	144	Peak	HORIZONTAL
4	5762.60	104.60			99.94	4.51	34.68	34.53	34	144	Average	HORIZONTAL

Item 3, 4 are the fundamental frequency at 5755 MHz.

Note: Both antenna polarizations have been tested and only the worst case was recorded in test report.

Channel 159



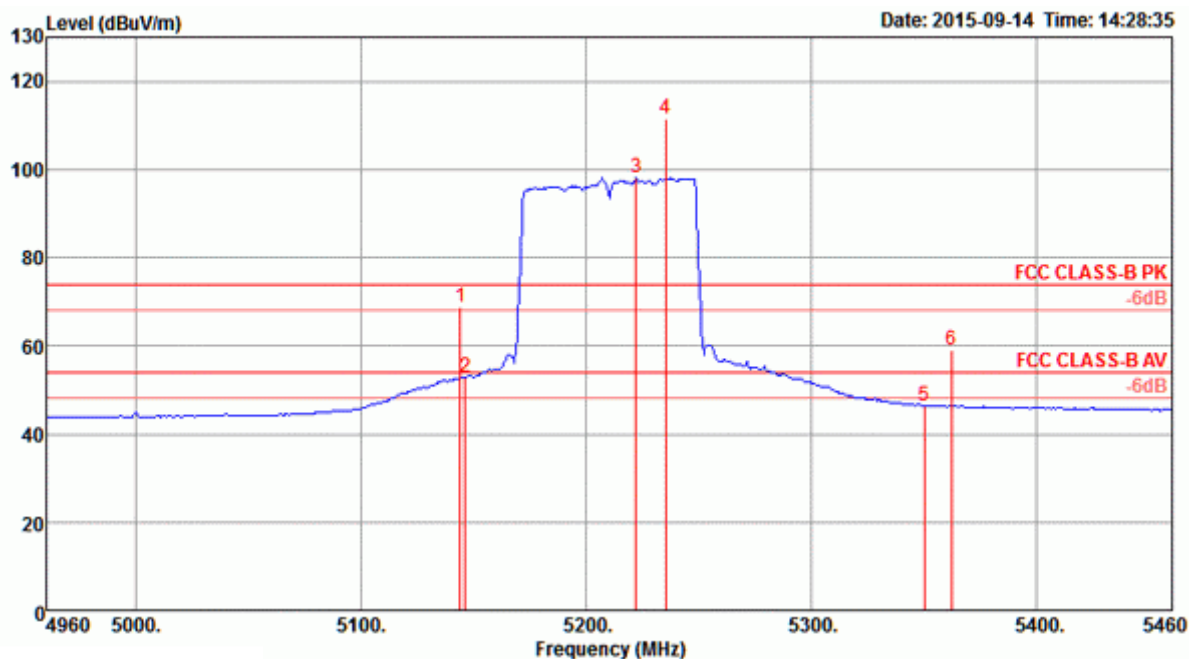
	Freq	Level	Limit	Over	Read	Cable	Antenna	Preamp	T/Pos	A/Pos	Remark	Pol/Phase
	MHz	dBuV/m	dBuV/m	dB	dBuV	dB	dB/m	dB	deg	cm		
1	5778.20	122.58			117.86	4.52	34.73	34.53	47	164	Peak	HORIZONTAL
2	5778.20	106.76			102.04	4.52	34.73	34.53	47	164	Average	HORIZONTAL
3	5850.00	72.22	78.20	-5.98	67.29	4.54	34.93	34.54	47	164	Peak	HORIZONTAL
4	5860.40	67.76	68.20	-0.44	62.76	4.55	34.99	34.54	47	164	Peak	HORIZONTAL

Item 3, 4 are the fundamental frequency at 5795 MHz.

Note: Both antenna polarizations have been tested and only the worst case was recorded in test report.

Temperature	26°C	Humidity	57%
Test Engineer	Roki Liu	Configurations	IEEE 802.11ac MCS0/Nss2 VHT80 CH 42, 155 / Chain 5 + Chain 6 + Chain 7 + Chain 8

Channel 42

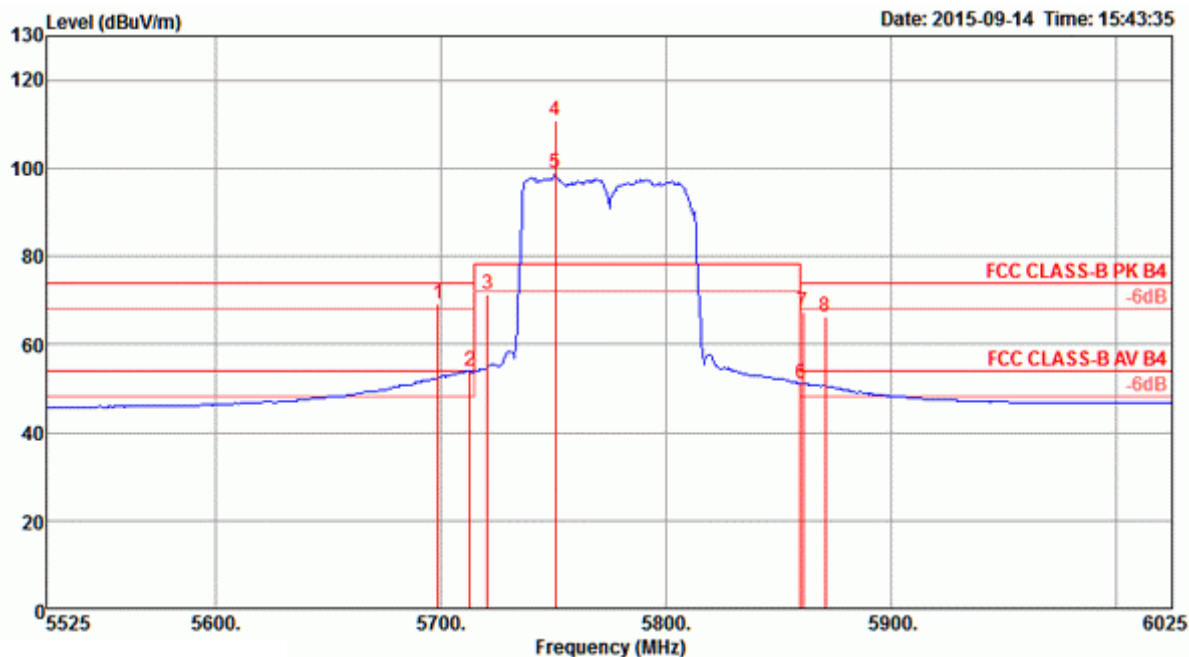


	Freq	Level	Limit	Over	Read	Cable	Antenna	Preamp	T/Pos	A/Pos	Remark	Pol/Phase
	MHz	dBuV/m	dBuV/m	dB	dBuV	dB	dB/m	dB	deg	cm		
1	5144.00	68.85	74.00	-5.15	65.79	4.26	33.27	34.47	285	156	Peak	HORIZONTAL
2	5146.00	52.96	54.00	-1.04	49.90	4.26	33.27	34.47	285	156	Average	HORIZONTAL
3	5222.00	98.21			95.00	4.29	33.39	34.47	285	156	Average	HORIZONTAL
4	5235.00	111.60			108.35	4.30	33.42	34.47	285	156	Peak	HORIZONTAL
5	5350.00	46.43	54.00	-7.57	42.92	4.35	33.63	34.47	285	156	Average	HORIZONTAL
6	5362.00	59.15	74.00	-14.85	55.60	4.36	33.66	34.47	285	156	Peak	HORIZONTAL

Item 3, 4 are the fundamental frequency at 5210 MHz.

Note: Both antenna polarizations have been tested and only the worst case was recorded in test report.

Channel 155



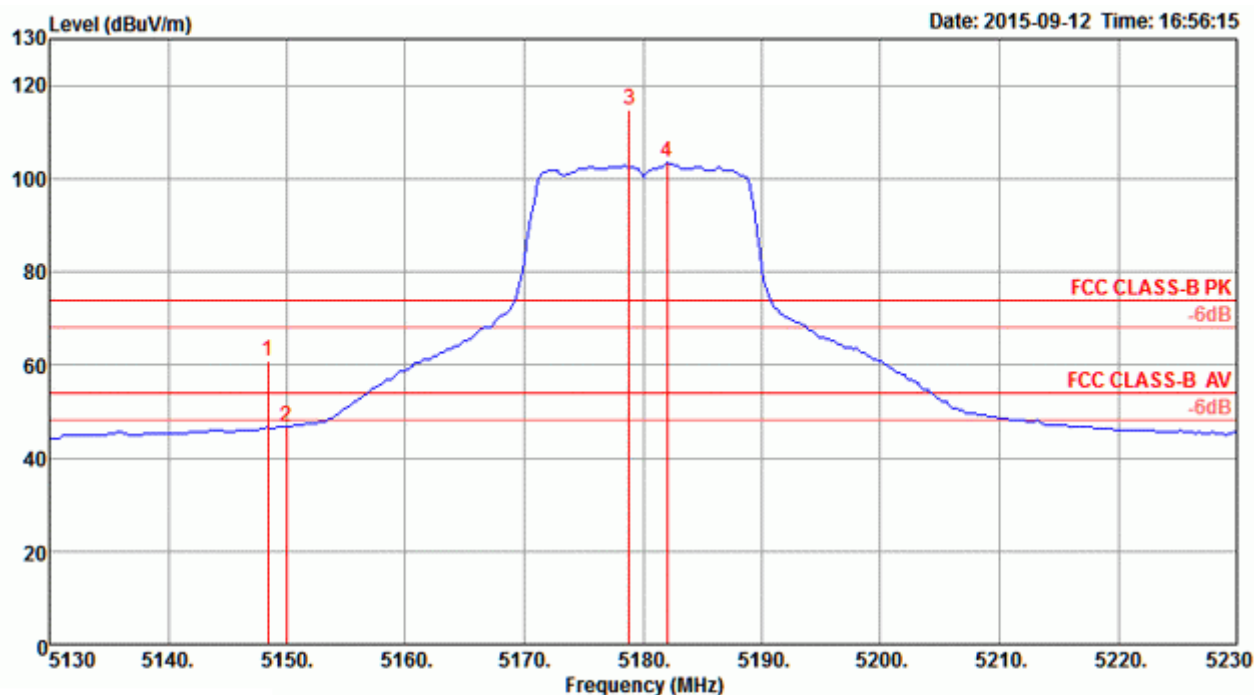
	Freq	Level	Limit	Over	Read	Cable	Antenna	Preamp	T/Pos	A/Pos	Remark	Pol/Phase
	MHz	dBuV/m	dBuV/m	dB	dBuV	dB	dB/m	dB	deg	cm		
1	5699.00	69.19	74.00	-4.81	64.74	4.49	34.47	34.51	314	190	Peak	HORIZONTAL
2	5713.00	53.81	54.00	-0.19	49.31	4.49	34.52	34.51	314	190	Average	HORIZONTAL
3	5721.00	71.23	78.20	-6.97	66.67	4.50	34.57	34.51	314	190	Peak	HORIZONTAL
4	5751.00	110.76			106.16	4.50	34.62	34.52	314	190	Peak	HORIZONTAL
5	5751.00	98.68			94.08	4.50	34.62	34.52	314	190	Average	HORIZONTAL
6	5860.00	51.08	54.00	-2.92	46.08	4.55	34.99	34.54	314	190	Average	HORIZONTAL
7	5861.00	67.37	74.00	-6.63	62.37	4.55	34.99	34.54	314	190	Peak	HORIZONTAL
8	5871.00	66.18	74.00	-7.82	61.13	4.55	35.04	34.54	314	190	Peak	HORIZONTAL

Item 4, 5 are the fundamental frequency at 5775 MHz.

Note: Both antenna polarizations have been tested and only the worst case was recorded in test report.

Temperature	26°C	Humidity	57%
Test Engineer	Roki Liu	Configurations	IEEE 802.11ac MCS0/Nss3 VHT20 CH 36, 40, 48 / Chain 5 + Chain 6 + Chain 7 + Chain 8

Channel 36

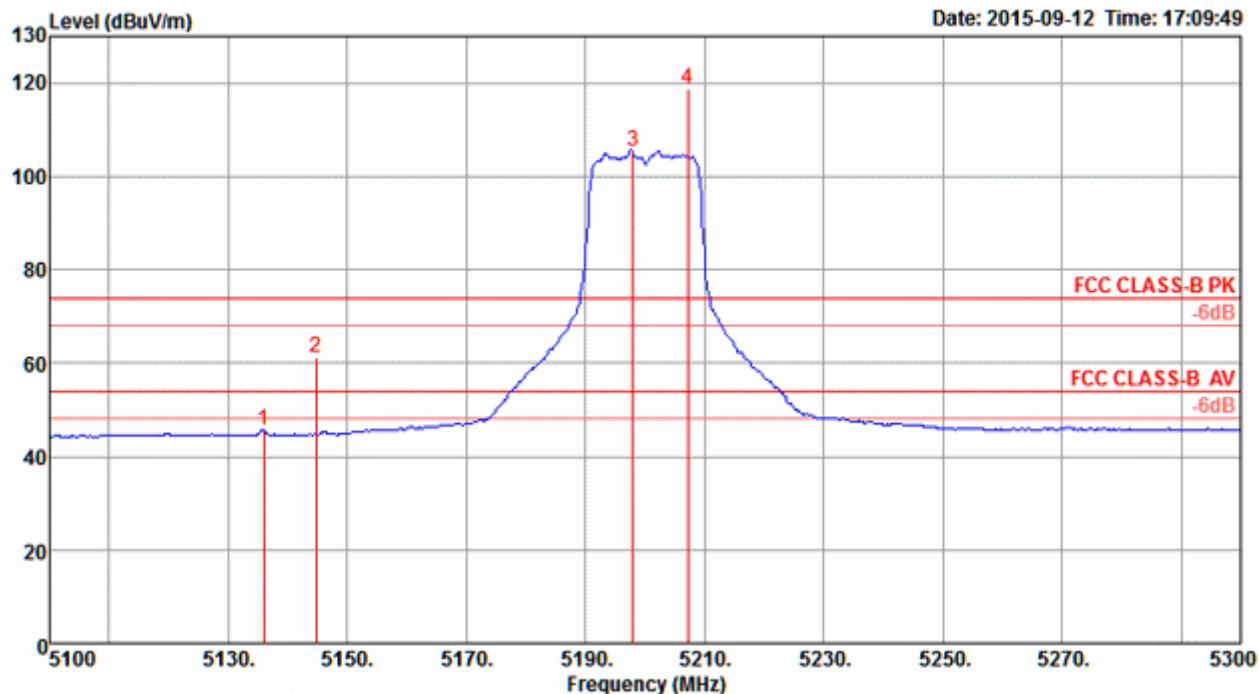


	Freq	Level	Limit	Over	Read	Cable	Antenna	Preamp	T/Pos	A/Pos	Remark	Pol/Phase
	MHz	dBuV/m	dBuV/m	dB	dBuV	dB	dB/m	dB	deg	cm		
1	5148.40	60.89	74.00	-13.11	57.83	4.26	33.27	34.47	271	150	Peak	HORIZONTAL
2	5150.00	46.81	54.00	-7.19	43.75	4.26	33.27	34.47	271	150	Average	HORIZONTAL
3	5178.80	114.61			111.48	4.27	33.33	34.47	271	150	Peak	HORIZONTAL
4	5182.00	103.45			100.32	4.27	33.33	34.47	271	150	Average	HORIZONTAL

Item 3, 4 are the fundamental frequency at 5180 MHz.

Note: Both antenna polarizations have been tested and only the worst case was recorded in test report.

Channel 40

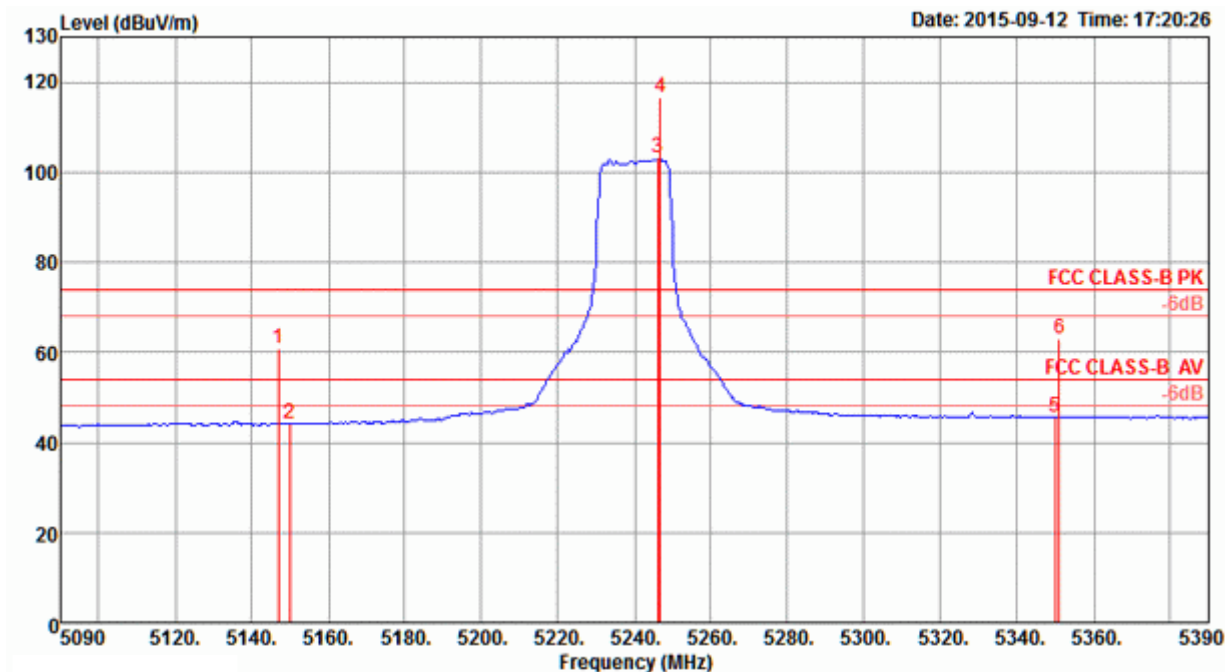


	Freq	Level	Limit	Over	Read	Cable	Antenna	Preamp	T/Pos	A/Pos	Remark	Pol/Phase
	MHz	dBuV/m	dBuV/m	dB	dBuV	dB	dB/m	dB	deg	cm		
1	5136.00	45.49	54.00	-8.51	42.47	4.25	33.24	34.47	290	188	Average	HORIZONTAL
2	5144.80	61.31	74.00	-12.69	58.25	4.26	33.27	34.47	290	188	Peak	HORIZONTAL
3	5198.00	105.53			102.36	4.28	33.36	34.47	290	188	Average	HORIZONTAL
4	5207.20	118.86			115.69	4.28	33.36	34.47	290	188	Peak	HORIZONTAL

Item 3, 4 are the fundamental frequency at 5200 MHz.

Note: Both antenna polarizations have been tested and only the worst case was recorded in test report.

Channel 48



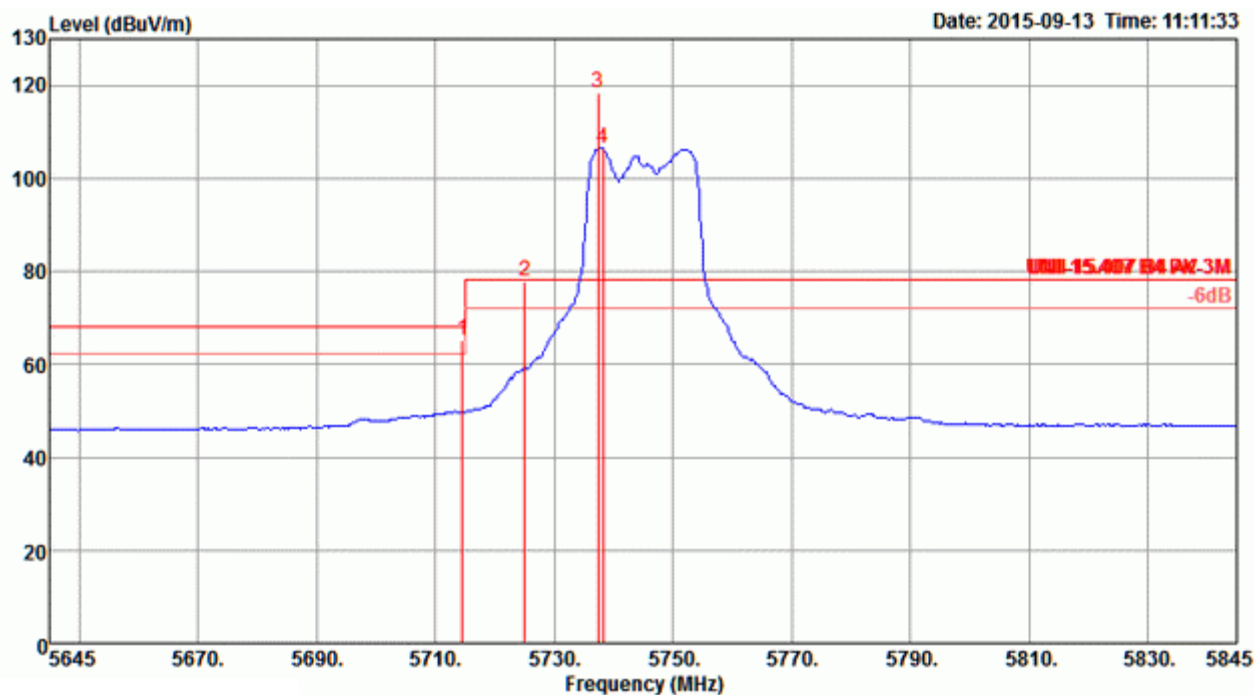
	Freq	Level	Limit	Over	Read	CableAntenna	Preamp	T/Pos	A/Pos	Remark	Pol/Phase
	MHz	dBuV/m	dBuV/m	dB	dBuV	dB	dB/m	dB	deg	cm	
1	5147.00	60.93	74.00	-13.07	57.87	4.26	33.27	34.47	308	172 Peak	HORIZONTAL
2	5150.00	44.03	54.00	-9.97	40.97	4.26	33.27	34.47	308	172 Average	HORIZONTAL
3	5246.00	103.13			99.85	4.30	33.45	34.47	308	172 Average	HORIZONTAL
4	5246.60	116.67			113.39	4.30	33.45	34.47	308	172 Peak	HORIZONTAL
5	5350.00	45.50	54.00	-8.50	41.99	4.35	33.63	34.47	308	172 Average	HORIZONTAL
6	5351.00	62.86	74.00	-11.14	59.35	4.35	33.63	34.47	308	172 Peak	HORIZONTAL

Item 3, 4 are the fundamental frequency at 5240 MHz.

Note: Both antenna polarizations have been tested and only the worst case was recorded in test report.

Temperature	26°C	Humidity	57%
Test Engineer	Roki Liu	Configurations	IEEE 802.11ac MCS0/Nss3 VHT20 CH 149, 157, 165 / Chain 5 + Chain 6 + Chain 7 + Chain 8

Channel 149

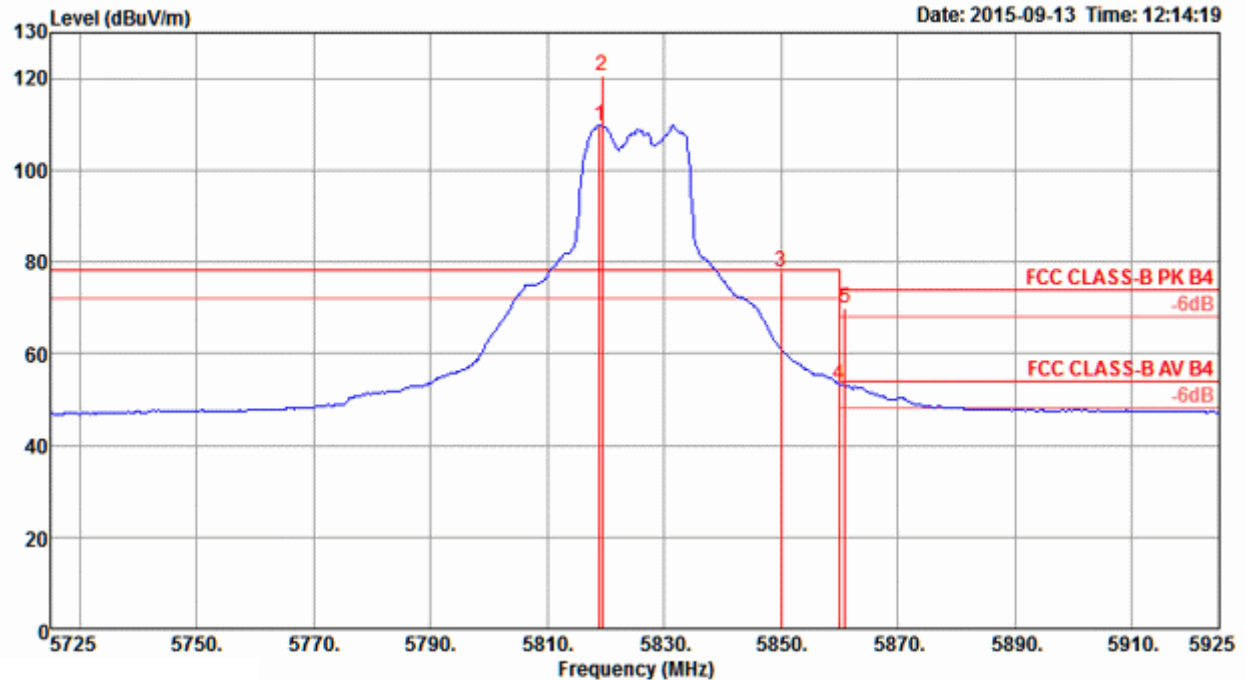


	Freq	Level	Limit	Over	Read	Cable	Antenna	Preamp	T/Pos	A/Pos	Remark	Pol/Phase
	MHz	dBuV/m	dBuV/m	dB	dBuV	dB	dB/m	dB	deg	cm		
1	5714.60	65.34	68.20	-2.86	60.84	4.49	34.52	34.51	44	150	Peak	HORIZONTAL
2	5725.00	77.90	78.20	-0.30	73.34	4.50	34.57	34.51	44	150	Peak	HORIZONTAL
3	5737.40	118.52	78.20			4.50	34.62	34.52	44	150	Peak	HORIZONTAL
4	5738.20	106.50	78.20			4.50	34.62	34.52	44	150	Average	HORIZONTAL

Item 3, 4 are the fundamental frequency at 5745 MHz.

Note: Both antenna polarizations have been tested and only the worst case was recorded in test report.

Channel 165



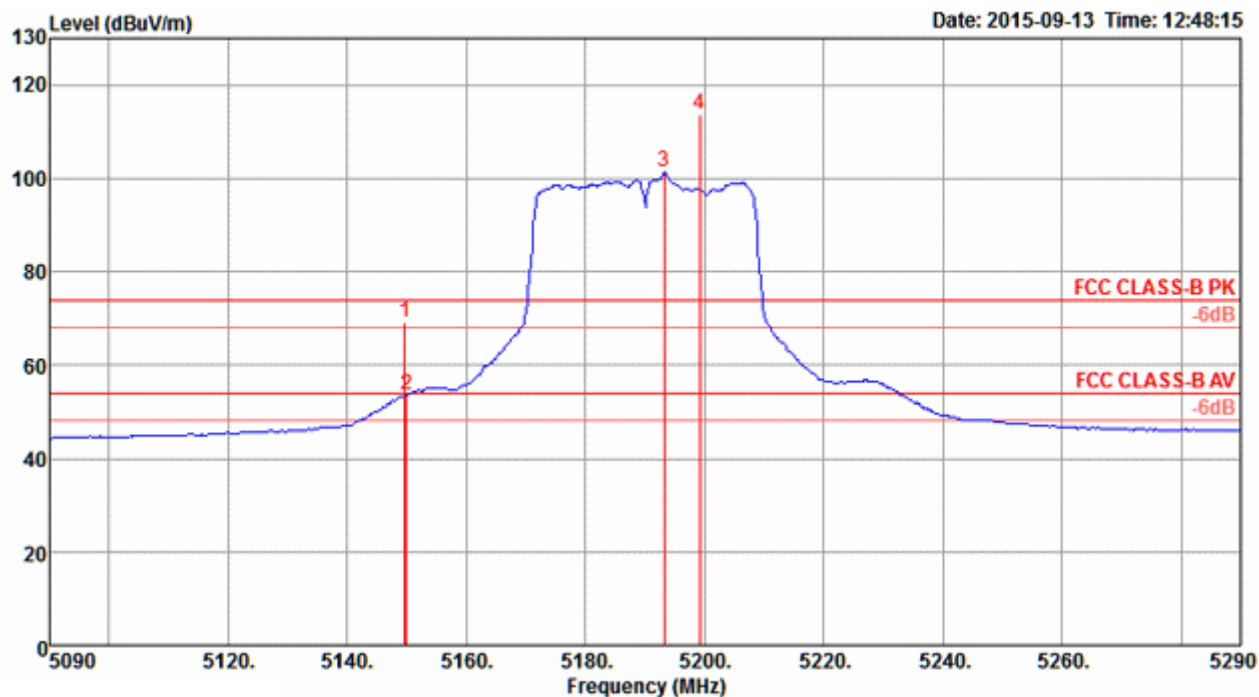
	Freq	Level	Limit	Over	Read	Cable	Antenna	Preamp	T/Pos	A/Pos	Remark	Pol/Phase
	MHz	dBuV/m	dBuV/m	dB	dBuV	dB	dB/m	dB	deg	cm		
1	5819.00	109.62			104.79	4.53	34.83	34.53	42	156	Average	HORIZONTAL
2	5819.40	120.61			115.78	4.53	34.83	34.53	42	156	Peak	HORIZONTAL
3	5850.00	77.84	78.20	-0.36	72.91	4.54	34.93	34.54	42	156	Peak	HORIZONTAL
4	5860.00	53.22	54.00	-0.78	48.22	4.55	34.99	34.54	42	156	Average	HORIZONTAL
5	5861.00	69.83	74.00	-4.17	64.83	4.55	34.99	34.54	42	156	Peak	HORIZONTAL

Item 1, 2 are the fundamental frequency at 5825 MHz.

Note: Both antenna polarizations have been tested and only the worst case was recorded in test report.

Temperature	26°C	Humidity	57%
Test Engineer	Roki Liu	Configurations	IEEE 802.11ac MCS0/Nss3 VHT40 CH 38, 46 / Chain 5 + Chain 6 + Chain 7 + Chain 8

Channel 38

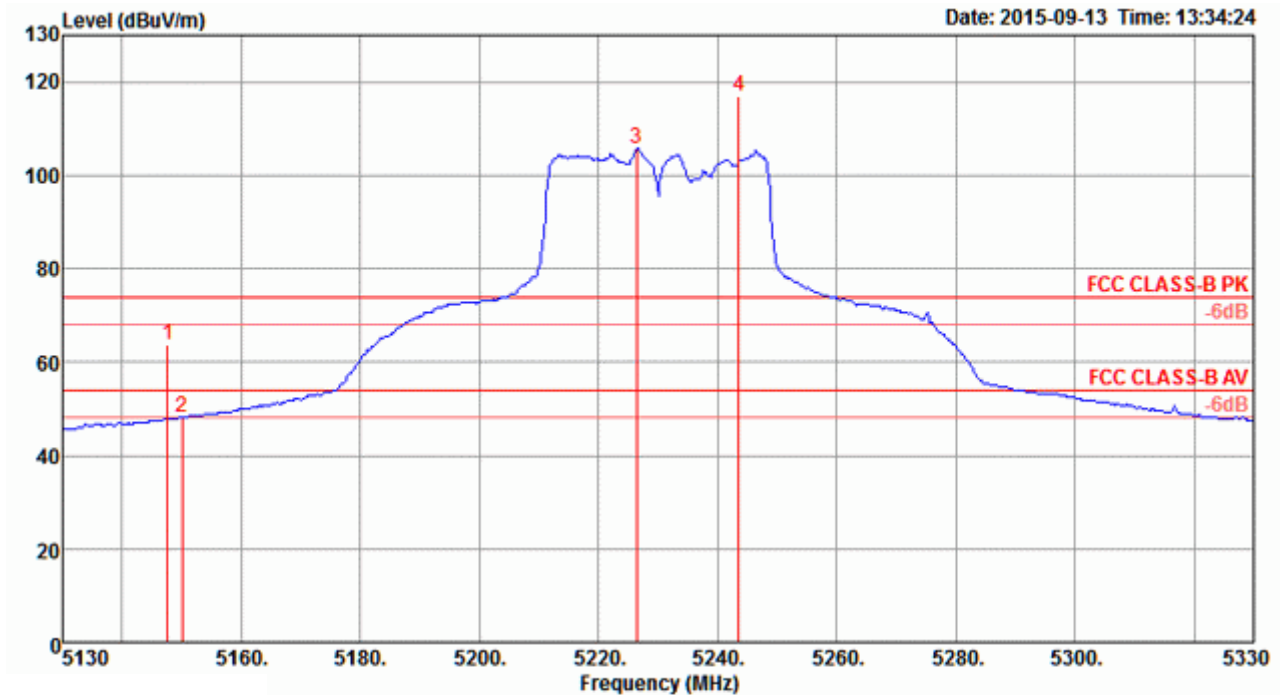


	Freq	Level	Limit	Over	Read	Cable	Antenna	Preamp	T/Pos	A/Pos	Remark	Pol/Phase
	MHz	dBuV/m	dBuV/m	dB	dBuV	dB	dB/m	dB	deg	cm		
1	5149.60	69.32	74.00	-4.68	66.26	4.26	33.27	34.47	287	150	Peak	HORIZONTAL
2	5150.00	53.43	54.00	-0.57	50.37	4.26	33.27	34.47	287	150	Average	HORIZONTAL
3	5193.20	101.23			98.06	4.28	33.36	34.47	287	150	Average	HORIZONTAL
4	5199.20	113.53			110.36	4.28	33.36	34.47	287	150	Peak	HORIZONTAL

Item 3, 4 are the fundamental frequency at 5190 MHz.

Note: Both antenna polarizations have been tested and only the worst case was recorded in test report.

Channel 46



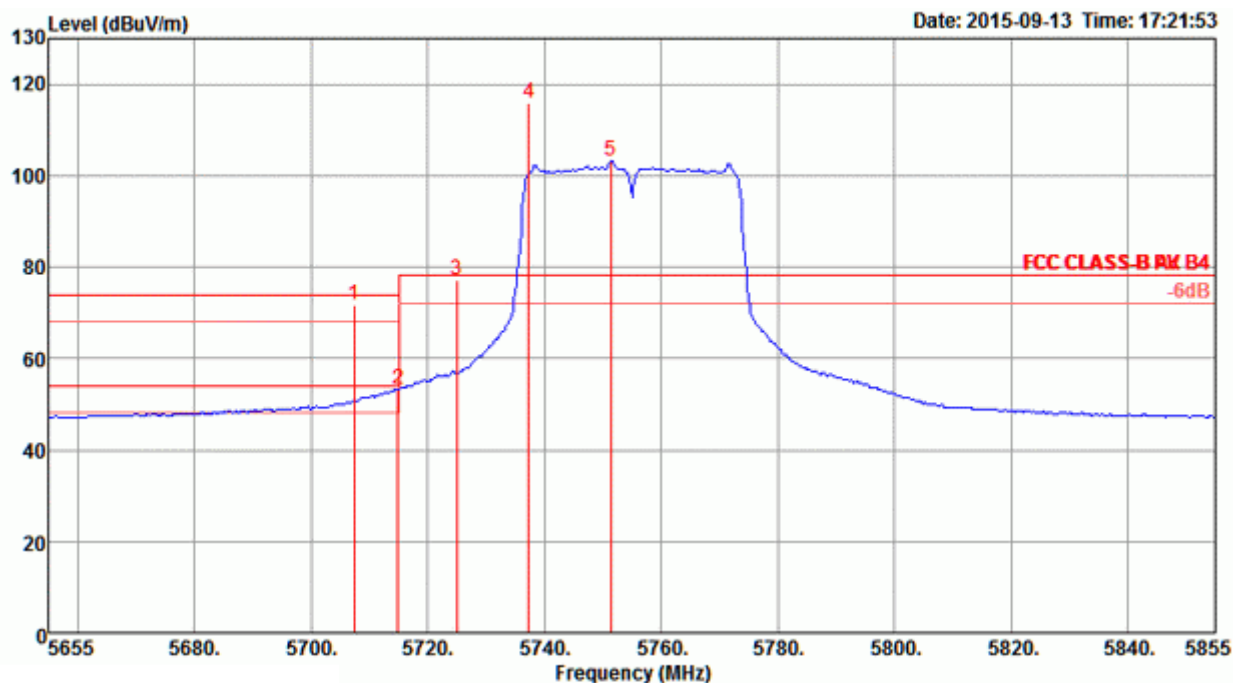
	Freq	Level	Limit	Over	Read	CableAntenna	Preamp	T/Pos	A/Pos	Remark	Pol/Phase
	MHz	dBuV/m	dBuV/m	dB	dBuV	dB	dB/m	dB	deg	cm	
1	5147.60	63.82	74.00	-10.18	60.76	4.26	33.27	34.47	313	200 Peak	HORIZONTAL
2	5150.00	48.26	54.00	-5.74	45.20	4.26	33.27	34.47	313	200 Average	HORIZONTAL
3	5226.40	105.89			102.64	4.30	33.42	34.47	313	200 Average	HORIZONTAL
4	5243.60	116.96			113.68	4.30	33.45	34.47	313	200 Peak	HORIZONTAL

Item 3, 4 are the fundamental frequency at 5230 MHz.

Note: Both antenna polarizations have been tested and only the worst case was recorded in test report.

Temperature	26°C	Humidity	57%
Test Engineer	Roki Liu	Configurations	IEEE 802.11ac MCS0/Nss3 VHT40 CH 151, 159 / Chain 5 + Chain 6 + Chain 7 + Chain 8

Channel 151

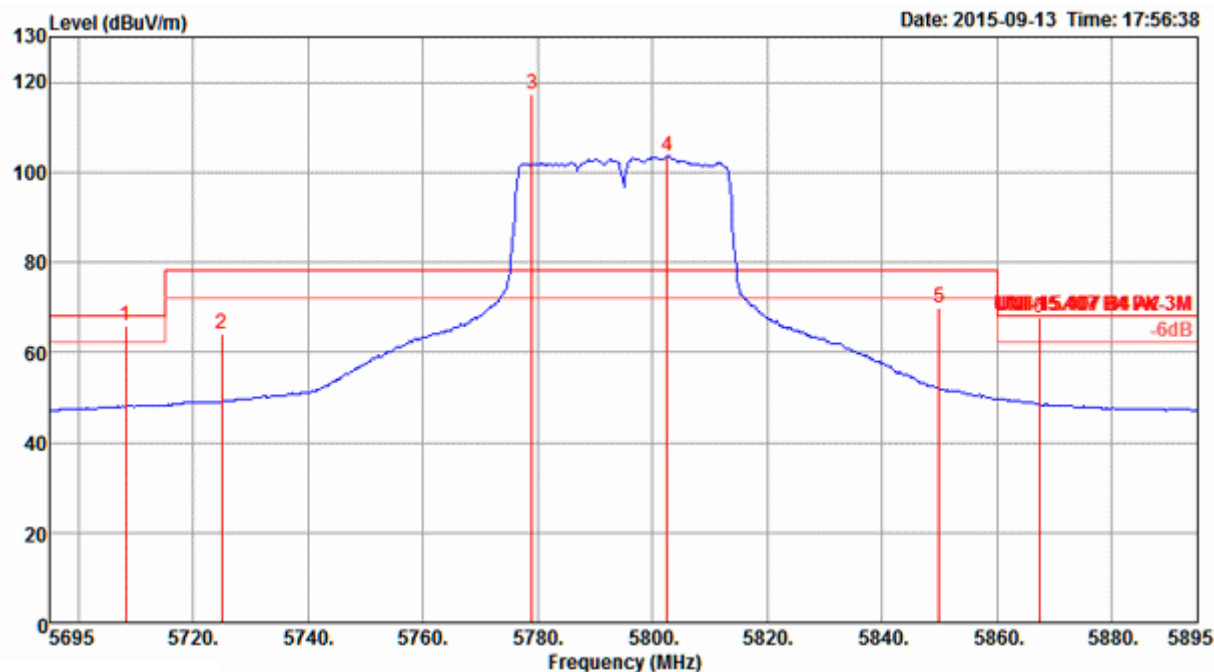


	Freq	Level	Limit	Over	Read	CableAntenna	Preamp	T/Pos	A/Pos	Remark	Pol/Phase
	MHz	dBuV/m	dBuV/m	dB	dBuV	dB	dB/m	deg	cm		
1	5707.40	71.60	74.00	-2.40	67.10	4.49	34.52	34.51	56	163 Peak	HORIZONTAL
2	5715.00	53.19	54.00	-0.81	48.69	4.49	34.52	34.51	56	163 Average	HORIZONTAL
3	5725.00	76.99	78.20	-1.21	72.43	4.50	34.57	34.51	56	163 Peak	HORIZONTAL
4	5737.40	115.79			111.19	4.50	34.62	34.52	56	163 Peak	HORIZONTAL
5	5751.40	103.32			98.72	4.50	34.62	34.52	56	163 Average	HORIZONTAL

Item 4, 5 are the fundamental frequency at 5755 MHz.

Note: Both antenna polarizations have been tested and only the worst case was recorded in test report.

Channel 159



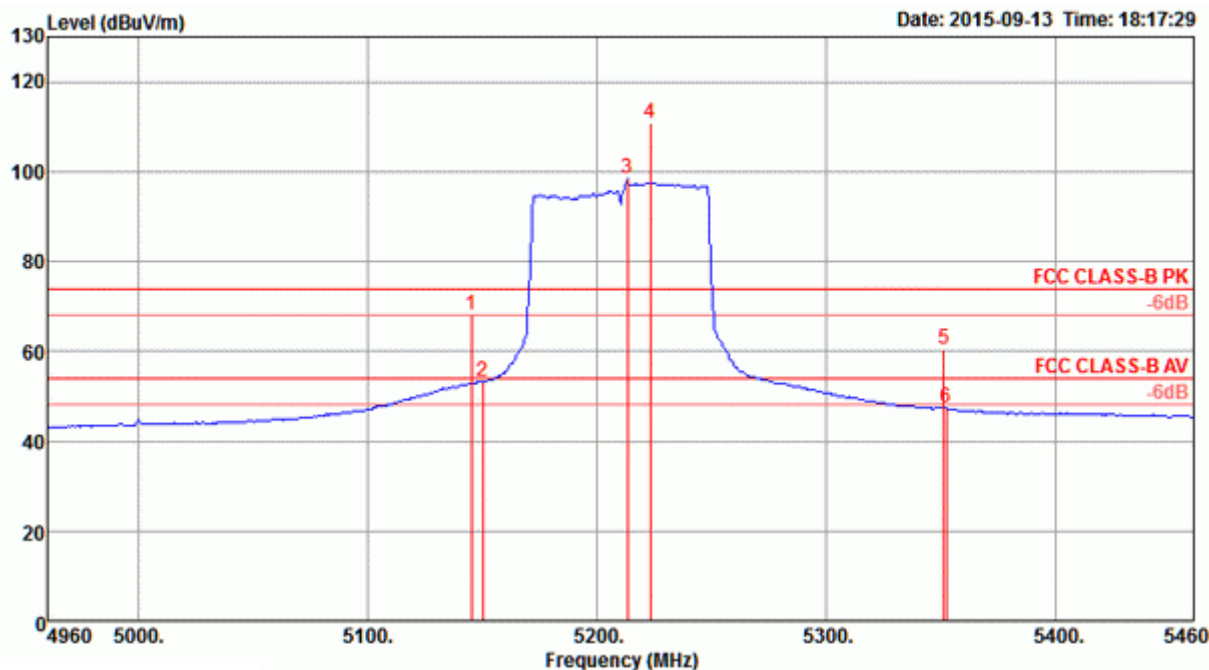
	Freq	Level	Limit	Over	Read	Cable	Antenna	Preamp	T/Pos	A/Pos	Remark	Pol/Phase
	MHz	dBuV/m	dBuV/m	dB	dBuV	dB	dB/m	dB	deg	cm		
1	5708.20	65.79	68.20	-2.41	61.29	4.49	34.52	34.51	52	154	Peak	HORIZONTAL
2	5725.00	64.25	78.20	-13.95	59.69	4.50	34.57	34.51	52	154	Peak	HORIZONTAL
3	5779.00	117.40			112.68	4.52	34.73	34.53	52	154	Peak	HORIZONTAL
4	5802.60	103.58			98.75	4.53	34.83	34.53	52	154	Average	HORIZONTAL
5	5850.00	69.79	78.20	-8.41	64.86	4.54	34.93	34.54	52	154	Peak	HORIZONTAL
6	5867.40	67.73	68.20	-0.47	62.73	4.55	34.99	34.54	52	154	Peak	HORIZONTAL

Item 3, 4 are the fundamental frequency at 5795 MHz.

Note: Both antenna polarizations have been tested and only the worst case was recorded in test report.

Temperature	26°C	Humidity	57%
Test Engineer	Roki Liu	Configurations	IEEE 802.11ac MCS0/Nss3 VHT80 CH 42, 155 / Chain 5 + Chain 6 + Chain 7 + Chain 8

Channel 42

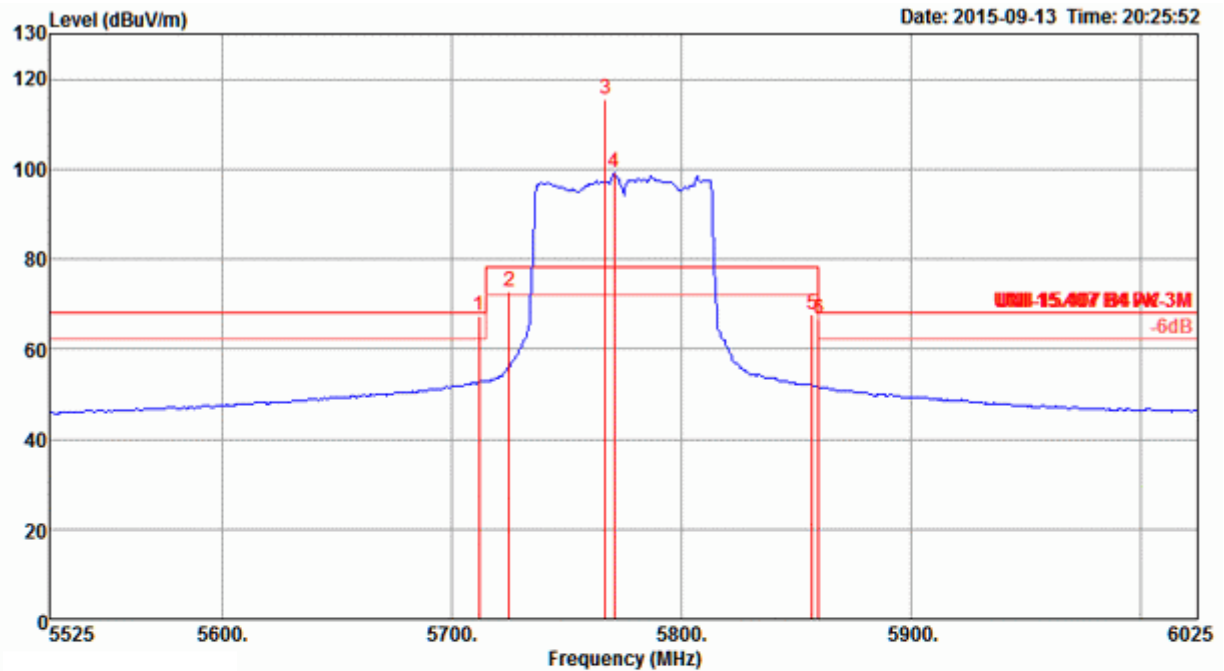


	Freq	Level	Limit	Over	Read	Cable	Antenna	Preamp	T/Pos	A/Pos	Remark	Pol/Phase
	MHz	dBuV/m	dBuV/m	dB	dBuV	dB	dB/m	dB	deg	cm		
1	5145.00	68.00	74.00	-6.00	64.94	4.26	33.27	34.47	46	207	Peak	HORIZONTAL
2	5150.00	53.30	54.00	-0.70	50.24	4.26	33.27	34.47	46	207	Average	HORIZONTAL
3	5213.00	98.56			95.35	4.29	33.39	34.47	46	207	Average	HORIZONTAL
4	5223.00	110.67			107.46	4.29	33.39	34.47	46	207	Peak	HORIZONTAL
5	5351.00	60.45	74.00	-13.55	56.94	4.35	33.63	34.47	46	207	Peak	HORIZONTAL
6	5352.00	47.34	54.00	-6.66	43.83	4.35	33.63	34.47	46	207	Average	HORIZONTAL

Item 3, 4 are the fundamental frequency at 5210 MHz.

Note: Both antenna polarizations have been tested and only the worst case was recorded in test report.

Channel 155



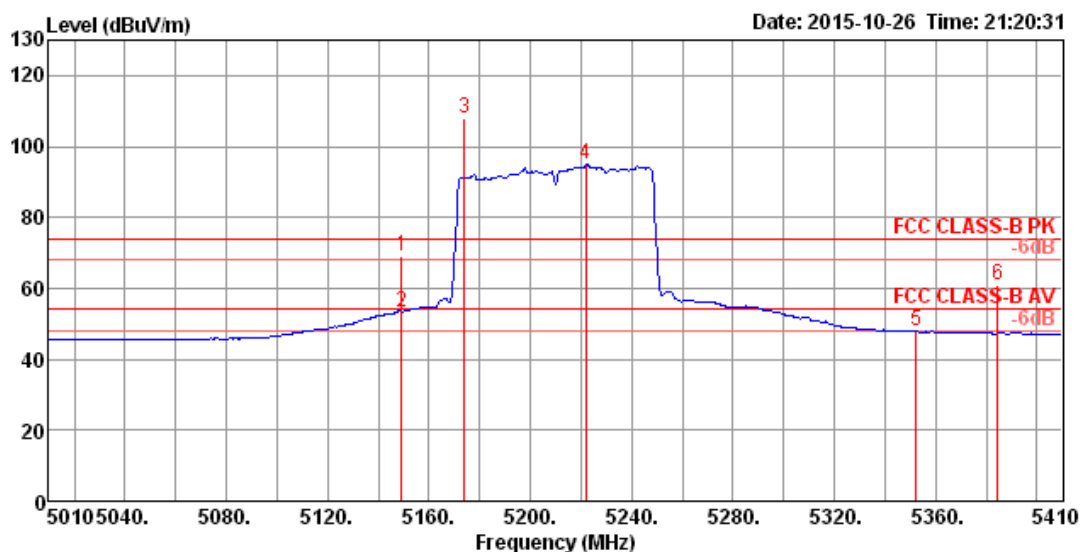
	Freq	Level	Limit	Over	Read	CableAntenna	Preamp	T/Pos	A/Pos	Remark	Pol/Phase
	MHz	dBuV/m	dBuV/m	dB	dBuV	dB	dB/m	dB	deg	cm	
1	5712.00	67.33	68.20	-0.87	62.83	4.49	34.52	34.51	48	183 Peak	HORIZONTAL
2	5725.00	72.82	78.20	-5.38	68.26	4.50	34.57	34.51	48	183 Peak	HORIZONTAL
3	5767.00	115.63			110.97	4.51	34.68	34.53	48	183 Peak	HORIZONTAL
4	5771.00	99.07			94.35	4.52	34.73	34.53	48	183 Average	HORIZONTAL
5	5857.00	67.83	78.20	-10.37	62.83	4.55	34.99	34.54	48	183 Peak	HORIZONTAL
6	5860.00	66.63	68.20	-1.57	61.63	4.55	34.99	34.54	48	183 Peak	HORIZONTAL

Item 3, 4 are the fundamental frequency at 5775 MHz.

Note: Both antenna polarizations have been tested and only the worst case was recorded in test report.

Temperature	26°C	Humidity	57%
Test Engineer	Roki Liu	Configurations	IEEE 802.11ac MCS0/Nss2 VHT80+80 Type 1 / CH 42+155 / Chain 5 + Chain 6 + Chain 7 + Chain 8

Channel 42

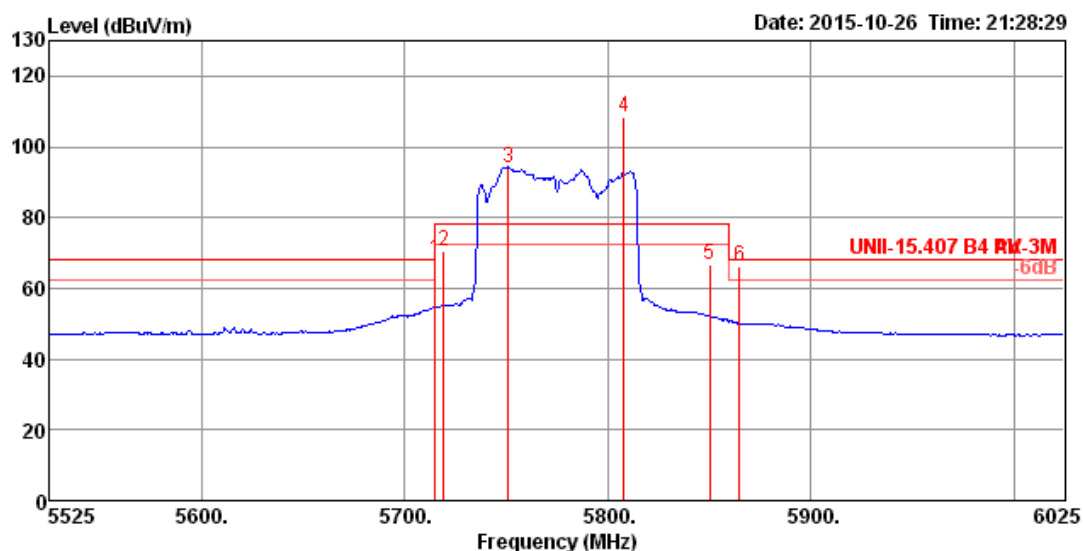


	Freq	Level	Limit	Over	Read	Cable	Antenna	Preamp	A/Pos	T/Pos	Remark	Pol/Phase
	MHz	dBuV/m	dBuV/m	dB	dBuV	dB	dB/m	dB	cm	deg		
1	5149.20	69.11	74.00	-4.89	62.21	6.21	33.74	33.05	152	280	Peak	HORIZONTAL
2	5149.20	53.36	54.00	-0.64	46.46	6.21	33.74	33.05	152	280	Average	HORIZONTAL
3	5174.00	107.74			100.76	6.24	33.79	33.05	152	280	Peak	HORIZONTAL
4	5222.00	94.95			87.85	6.30	33.85	33.05	152	280	Average	HORIZONTAL
5	5352.40	47.78	54.00	-6.22	40.31	6.47	34.06	33.06	152	280	Average	HORIZONTAL
6	5384.40	60.88	74.00	-13.12	53.33	6.50	34.11	33.06	152	280	Peak	HORIZONTAL

Item 3, 4 are the fundamental frequency at 5210MHz.

Note: Both antenna polarizations have been tested and only the worst case was recorded in test report.

Channel 155



	Freq	Level	Limit	Over	Read	Cable	Antenna	Preamp	A/Pos	T/Pos	Remark	Pol/Phase
	MHz	dBuV/m	dBuV/m	dB	dBuV	dB	dB/m	dB	cm	deg		
1	5715.00	67.89	68.20	-0.31	59.77	6.83	34.42	33.13	236	306	Peak	HORIZONTAL
2	5719.00	70.52	78.20	-7.68	62.39	6.83	34.43	33.13	236	306	Peak	HORIZONTAL
3	5751.00	94.24			86.08	6.86	34.44	33.14	236	306	Average	HORIZONTAL
4	5808.00	108.34			100.09	6.92	34.49	33.16	236	306	Peak	HORIZONTAL
5	5850.00	66.48	78.20	-11.72	58.19	6.95	34.51	33.17	236	306	Peak	HORIZONTAL
6	5865.00	66.00	68.20	-2.20	57.69	6.97	34.52	33.18	236	306	Peak	HORIZONTAL

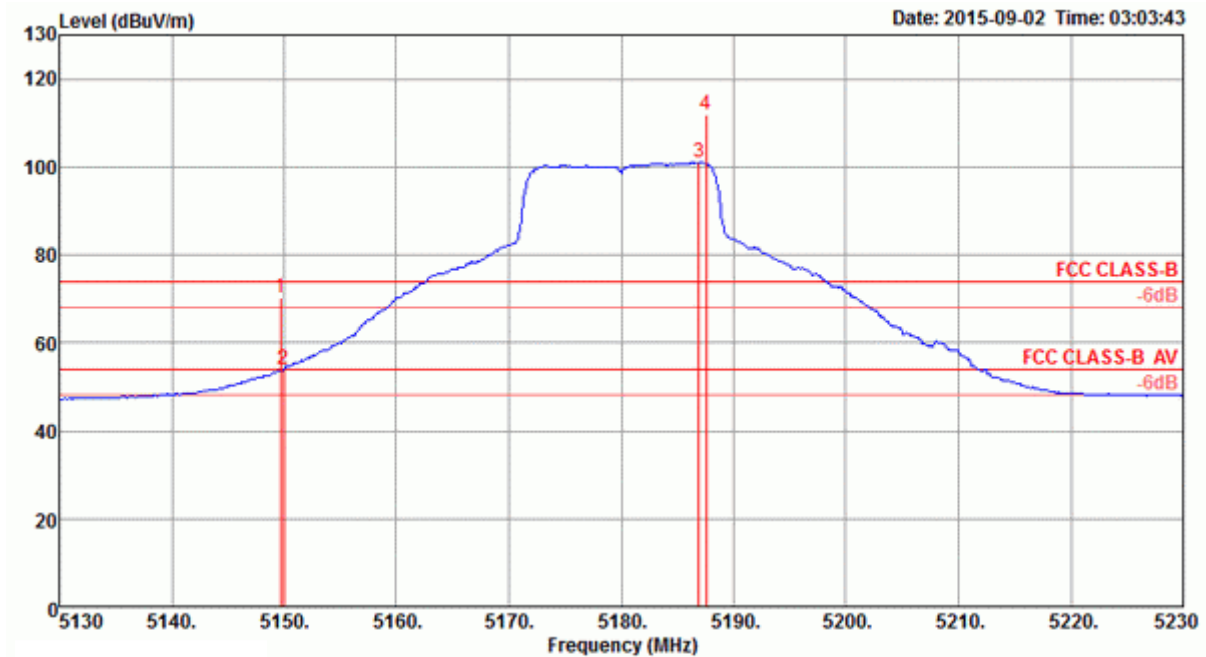
Item 3, 4 are the fundamental frequency at 5775 MHz.

Note: Both antenna polarizations have been tested and only the worst case was recorded in test report.

<For Radio 3 Mode>

Temperature	26°C	Humidity	57%
Test Engineer	Roki Liu	Configurations	IEEE 802.11a CH 36, 40, 48 / Chain 9

Channel 36

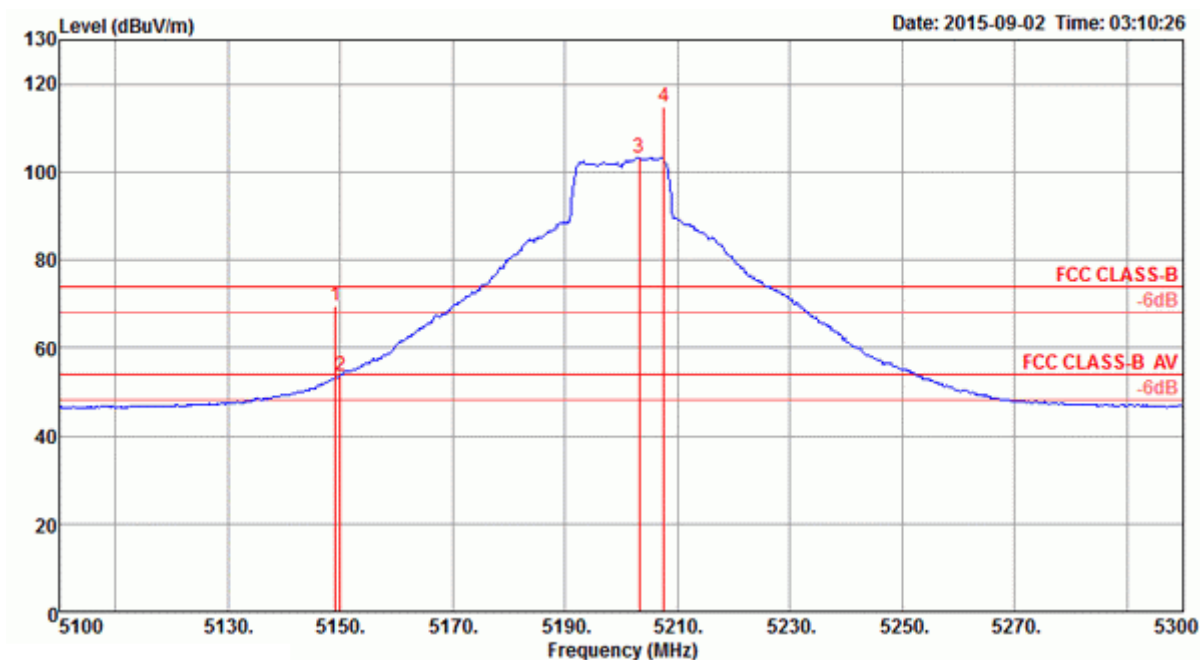


	Freq	Level	Limit	Over	Read	Cable	Antenna	Preamp		A/Pos	T/Pos	
	MHz	dBuV/m	dBuV/m	dB	dBuV	Loss	Factor	Factor	Remark	cm	deg	Pol/Phase
1	5149.71	70.29	74.00	-3.71	63.75	6.13	34.04	33.63	Peak	133	349	VERTICAL
2	5150.00	53.81	54.00	-0.19	47.27	6.13	34.04	33.63	Average	133	349	VERTICAL
3	5186.95	101.16			94.54	6.15	34.09	33.62	Average	133	349	VERTICAL
4	5187.53	111.74			105.12	6.15	34.09	33.62	Peak	133	349	VERTICAL

Item 3, 4 are the fundamental frequency at 5180 MHz.

Note: Both antenna polarizations have been tested and only the worst case was recorded in test report.

Channel 40

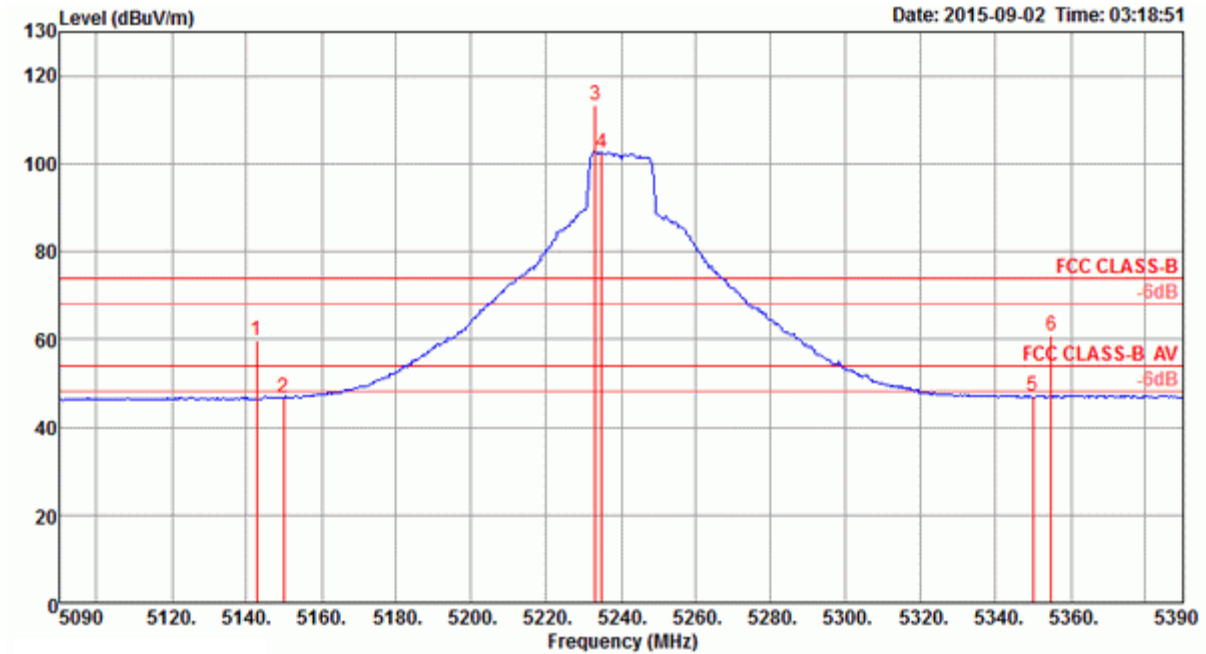


	Freq	Level	Limit	Over	Read	CableAntenna	Preamp		A/Pos	T/Pos	
	MHz	dBuV/m	dBuV/m	dB	dBuV	Loss	Factor	Factor	Remark	cm	deg
1	5149.13	69.47	74.00	-4.53	62.93	6.13	34.04	33.63	Peak	125	344 VERTICAL
2	5150.00	53.70	54.00	-0.30	47.16	6.13	34.04	33.63	Average	125	344 VERTICAL
3	5203.18	103.17			96.51	6.16	34.12	33.62	Average	125	344 VERTICAL
4	5207.53	114.68			107.98	6.17	34.15	33.62	Peak	125	344 VERTICAL

Item 3, 4 are the fundamental frequency at 5200 MHz.

Note: Both antenna polarizations have been tested and only the worst case was recorded in test report.

Channel 48



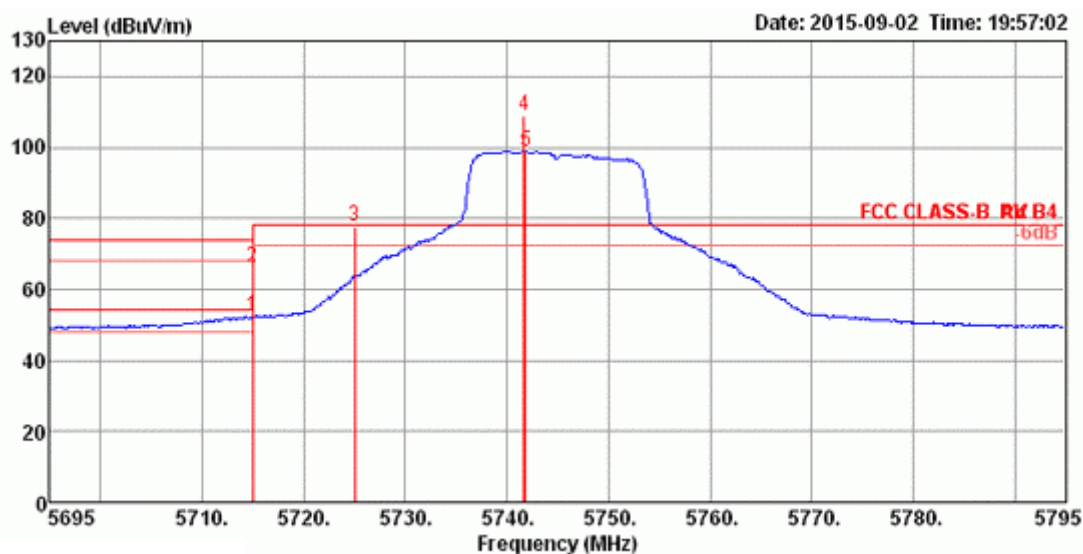
	Freq	Level	Limit	Over	Read	CableAntenna	Preamp		A/Pos	T/Pos	
	MHz	dBuV/m	dBuV/m	dB	dBuV	dB	dB/m	dB	cm	deg	Pol/Phase
1	5142.62	59.66	74.00	-14.34	53.12	6.13	34.04	33.63	135	349	VERTICAL
2	5150.00	46.71	54.00	-7.29	40.17	6.13	34.04	33.63	135	349	VERTICAL
3	5233.05	113.22			106.49	6.18	34.17	33.62	135	349	VERTICAL
4	5234.79	102.52			95.79	6.18	34.17	33.62	135	349	VERTICAL
5	5350.00	46.96	54.00	-7.04	39.94	6.26	34.36	33.60	135	349	VERTICAL
6	5354.78	60.69	74.00	-13.31	53.67	6.26	34.36	33.60	135	349	VERTICAL

Item 3, 4 are the fundamental frequency at 5240 MHz.

Note: Both antenna polarizations have been tested and only the worst case was recorded in test report.

Temperature	26°C	Humidity	57%
Test Engineer	Roki Liu	Configurations	IEEE 802.11a CH 149, 157, 165 / Chain 9

Channel 149

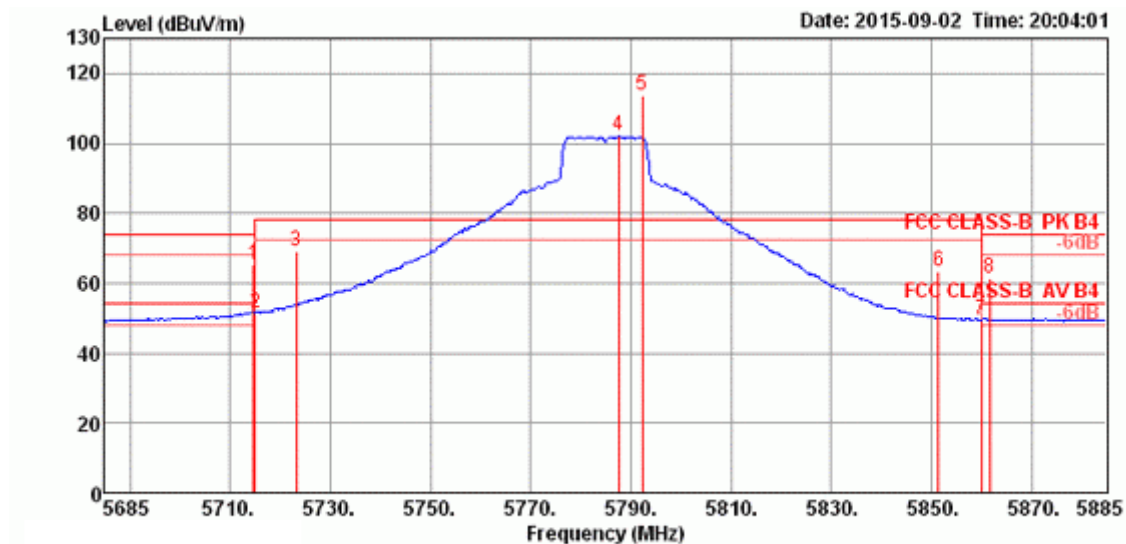


	Freq	Level	Limit	Over	Read	Cable	Antenna	Preamp	A/Pos	T/Pos	Remark	Pol/Phase
	MHz	dBuV/m	dBuV/m	dB	dBuV	dB	dB/m	dB	cm	deg		
1	5715.00	52.23	54.00	-1.77	44.11	6.83	34.42	33.13	102	347	Average	VERTICAL
2	5715.00	66.23	74.00	-7.77	58.11	6.83	34.42	33.13	102	347	Peak	VERTICAL
3	5725.00	77.88	78.20	-0.32	69.75	6.83	34.43	33.13	102	347	Peak	VERTICAL
4	5741.67	108.81			100.65	6.86	34.44	33.14	102	347	Peak	VERTICAL
5	5741.82	98.89			90.73	6.86	34.44	33.14	102	347	Average	VERTICAL

Item 4, 5 are the fundamental frequency at 5745 MHz.

Note: Both antenna polarizations have been tested and only the worst case was recorded in test report.

Channel 157

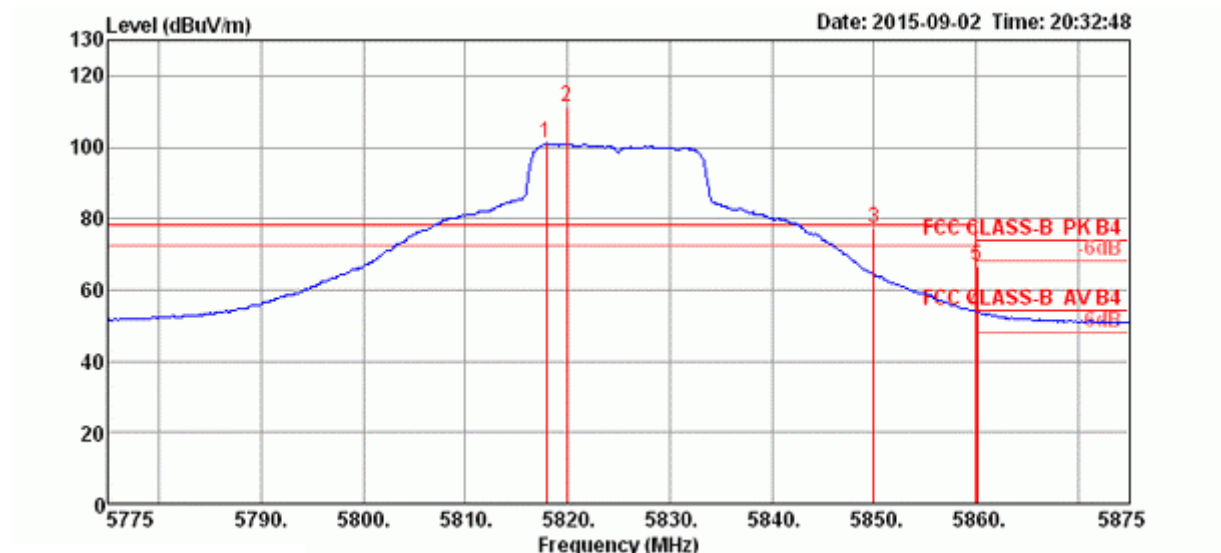


	Freq	Level	Limit	Over	Read	CableAntenna	Preamp	A/Pos	T/Pos	Remark	Pol/Phase
	MHz	dBuV/m	dBuV/m	dB	dBuV	dB	dB/m	dB	cm	deg	
1	5714.71	65.47	74.00	-8.53	57.35	6.83	34.42	33.13	100	360 Peak	VERTICAL
2	5715.00	51.47	54.00	-2.53	43.35	6.83	34.42	33.13	100	360 Average	VERTICAL
3	5723.26	69.16	78.20	-9.04	61.03	6.83	34.43	33.13	100	360 Peak	VERTICAL
4	5787.60	102.09			93.87	6.90	34.48	33.16	100	360 Average	VERTICAL
5	5792.24	113.53			105.31	6.90	34.48	33.16	100	360 Peak	VERTICAL
6	5851.45	63.48	78.20	-14.72	55.19	6.95	34.51	33.17	100	360 Peak	VERTICAL
7	5860.00	49.55	54.00	-4.45	41.24	6.97	34.52	33.18	100	360 Average	VERTICAL
8	5861.74	61.54	74.00	-12.46	53.23	6.97	34.52	33.18	100	360 Peak	VERTICAL

Item 4, 5 are the fundamental frequency at 5785 MHz.

Note: Both antenna polarizations have been tested and only the worst case was recorded in test report.

Channel 165



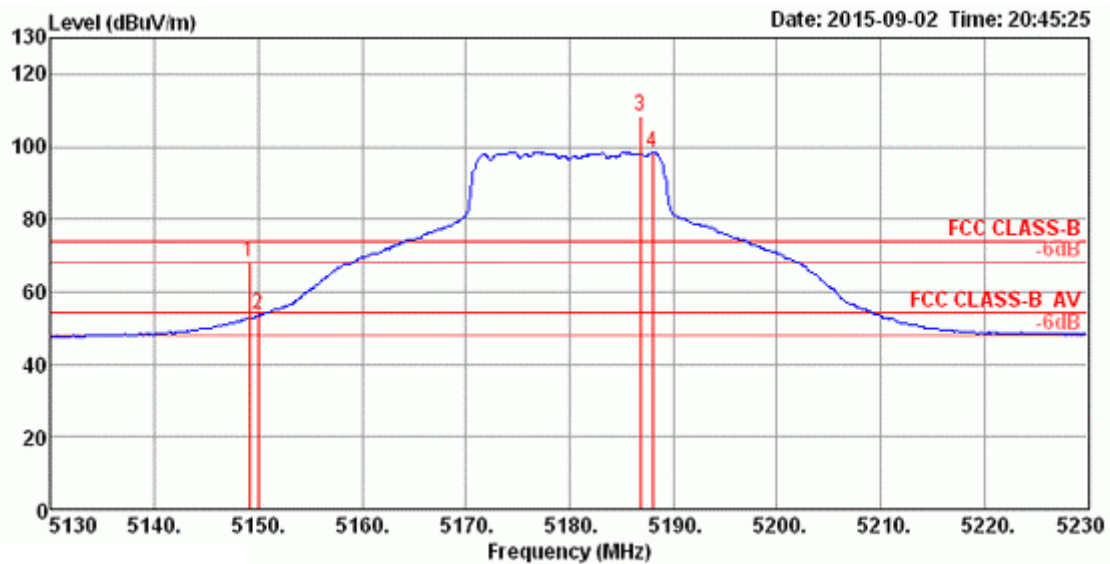
	Freq	Level	Limit	Over	Read	CableAntenna	Preamp	A/Pos	T/Pos	Remark	Pol/Phase
	MHz	dBuV/m	dBuV/m	dB	dBuV	dB	dB/m	dB	cm	deg	
1	5817.91	101.09			92.84	6.92	34.49	33.16	100	360 Average	VERTICAL
2	5819.93	111.30			103.04	6.92	34.50	33.16	100	360 Peak	VERTICAL
3	5850.00	77.42	78.20	-0.78	69.13	6.95	34.51	33.17	100	360 Peak	VERTICAL
4	5860.00	53.89	54.00	-0.11	45.58	6.97	34.52	33.18	100	360 Average	VERTICAL
5	5860.14	66.70	74.00	-7.30	58.39	6.97	34.52	33.18	100	360 Peak	VERTICAL

Item 1, 2 are the fundamental frequency at 5825 MHz.

Note: Both antenna polarizations have been tested and only the worst case was recorded in test report.

Temperature	26°C	Humidity	57%
Test Engineer	Roki Liu	Configurations	IEEE 802.11ac MCS0/Nss1 VHT20 CH 36, 40, 48 / Chain 9

Channel 36

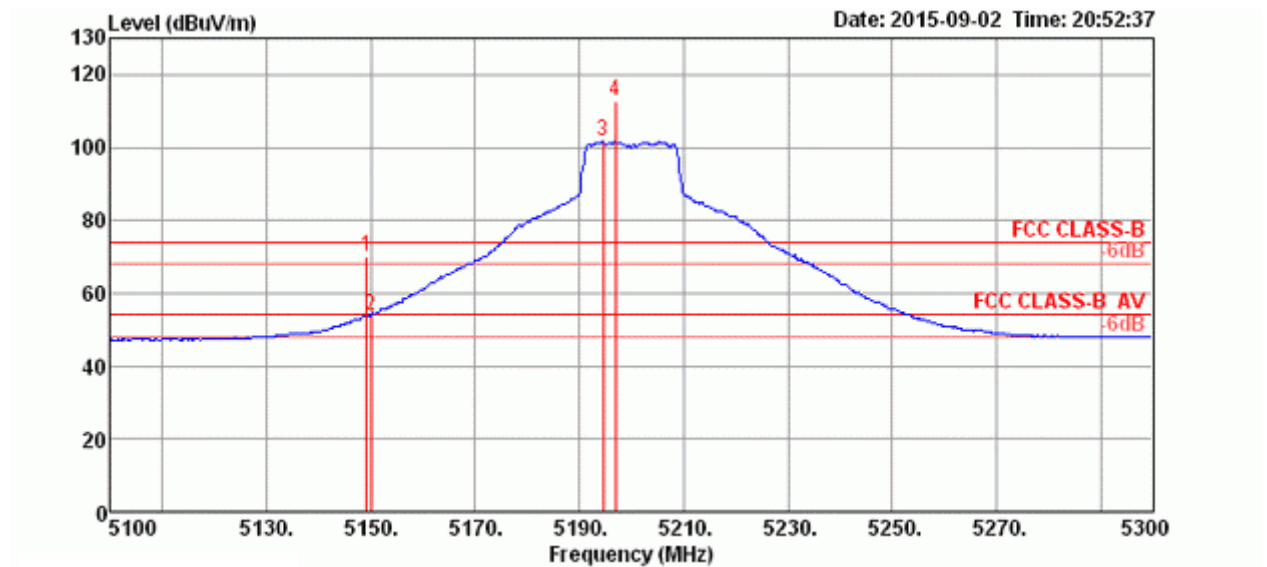


	Freq	Level	Limit	Over	Read	Cable	Antenna	Preamp	A/Pos	T/Pos	Remark	Pol/Phase
	MHz	dBuV/m	dBuV/m	dB	dBuV	dB	dB/m	dB	cm	deg		
1	5149.13	68.20	74.00	-5.80	61.30	6.21	33.74	33.05	100	21	Peak	VERTICAL
2	5150.00	53.76	54.00	-0.24	46.86	6.21	33.74	33.05	100	21	Average	VERTICAL
3	5186.80	108.61			101.63	6.24	33.79	33.05	100	21	Peak	VERTICAL
4	5187.96	98.36			91.38	6.24	33.79	33.05	100	21	Average	VERTICAL

Item 3, 4 are the fundamental frequency at 5180 MHz.

Note: Both antenna polarizations have been tested and only the worst case was recorded in test report.

Channel 40

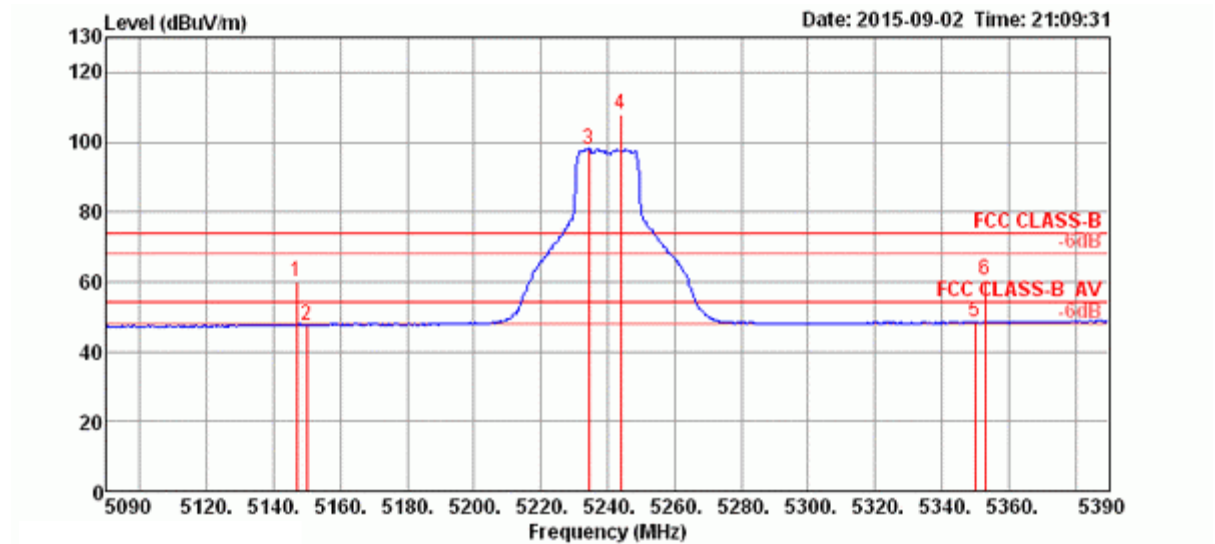


	Freq	Level	Limit	Over	Read	Cable	Antenna	Preamp	A/Pos	T/Pos	Remark	Pol/Phase
	MHz	dBuV/m	dBuV/m	dB	dBuV	dB	dB/m	dB	cm	deg		
1	5149.13	69.82	74.00	-4.18	62.92	6.21	33.74	33.05	100	21	Peak	VERTICAL
2	5150.00	53.90	54.00	-0.10	47.00	6.21	33.74	33.05	100	21	Average	VERTICAL
3	5194.50	101.56			94.55	6.24	33.82	33.05	100	21	Average	VERTICAL
4	5196.82	112.75			105.71	6.27	33.82	33.05	100	21	Peak	VERTICAL

Item 3, 4 are the fundamental frequency at 5200 MHz.

Note: Both antenna polarizations have been tested and only the worst case was recorded in test report.

Channel 48



	Freq	Level	Limit	Over	Read	CableAntenna	Preamp	A/Pos	T/Pos	Remark	Pol/Phase
	MHz	dBuV/m	dBuV/m	dB	dBuV	dB	dB/m	dB	cm	deg	
1	5146.96	59.89	74.00	-14.11	52.99	6.21	33.74	33.05	100	16 Peak	VERTICAL
2	5150.00	47.49	54.00	-6.51	40.59	6.21	33.74	33.05	100	16 Average	VERTICAL
3	5234.36	98.08			90.96	6.30	33.87	33.05	100	16 Average	VERTICAL
4	5243.91	107.98			100.83	6.30	33.90	33.05	100	16 Peak	VERTICAL
5	5350.00	48.56	54.00	-5.44	41.09	6.47	34.06	33.06	100	16 Average	VERTICAL
6	5353.04	60.38	74.00	-13.62	52.91	6.47	34.06	33.06	100	16 Peak	VERTICAL

Item 3, 4 are the fundamental frequency at 5240 MHz.

Note: Both antenna polarizations have been tested and only the worst case was recorded in test report.