



Summary

Mode	PD (dBm/RBW)
5.15-5.25GHz	-
802.11be EHT80_Nss1,(MCS0),RU484+RU242 MRU 3_1TX	-1.38
802.11be EHT160_Nss1,(MCS0),RU726+RU242+RU242 MRU 1_1TX	-6.54
5.25-5.35GHz	-
802.11be EHT80_Nss1,(MCS0),RU484+RU242 MRU 3_1TX	-1.71
802.11be EHT160_Nss1,(MCS0),RU726+RU242+RU242 MRU 1_1TX	-6.62
5.47-5.725GHz	-
802.11be EHT80_Nss1,(MCS0),RU484+RU242 MRU 3_1TX	1.85
802.11be EHT160_Nss1,(MCS0),RU484+RU484 MRU 1_1TX	-6.45
5.725-5.85GHz	-
802.11be EHT80_Nss1,(MCS0),RU242+RU242 MRU 1_1TX	0.59

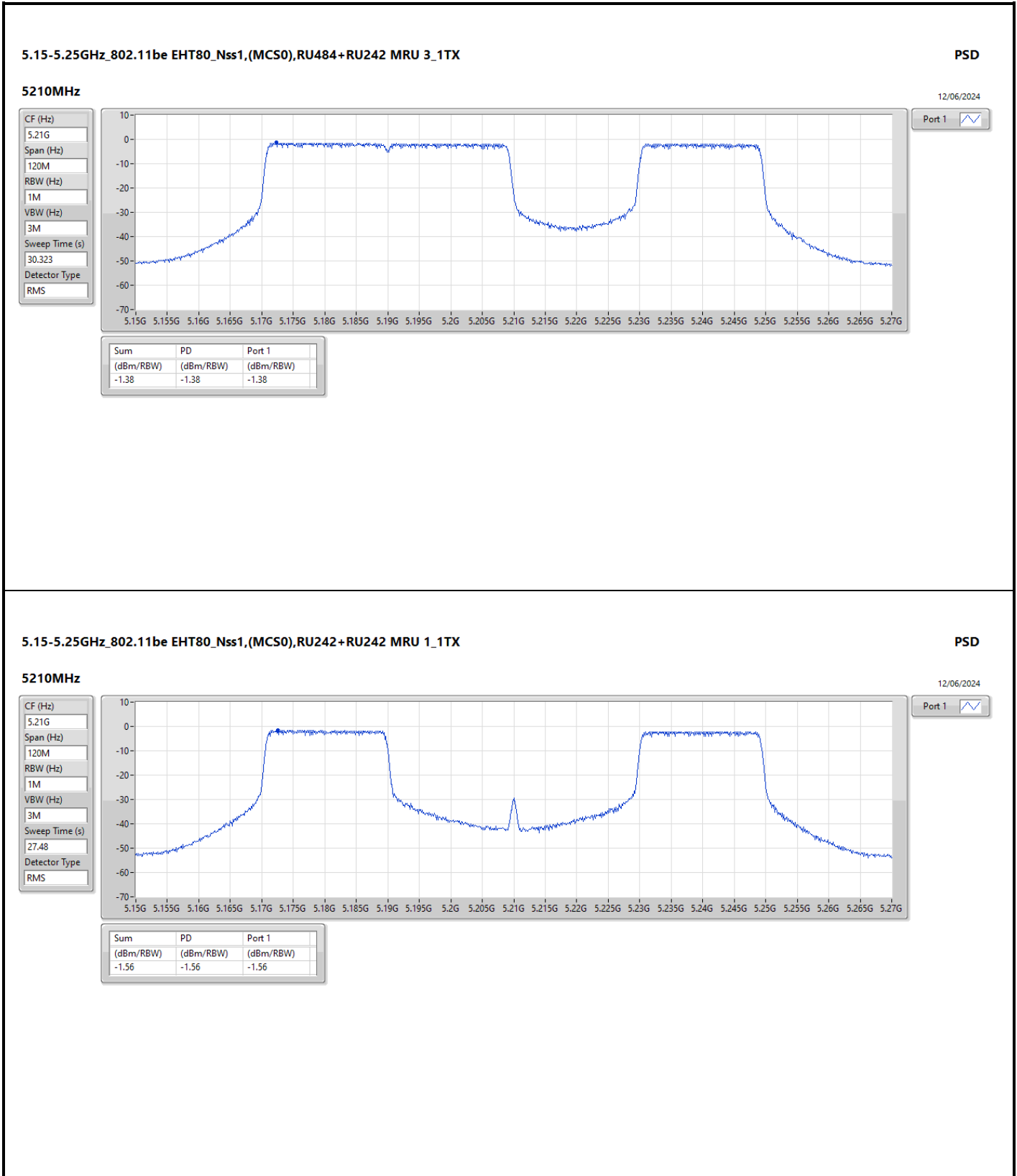
RBW = 500kHz for 5.725-5.85GHz band / 1MHz for other band;

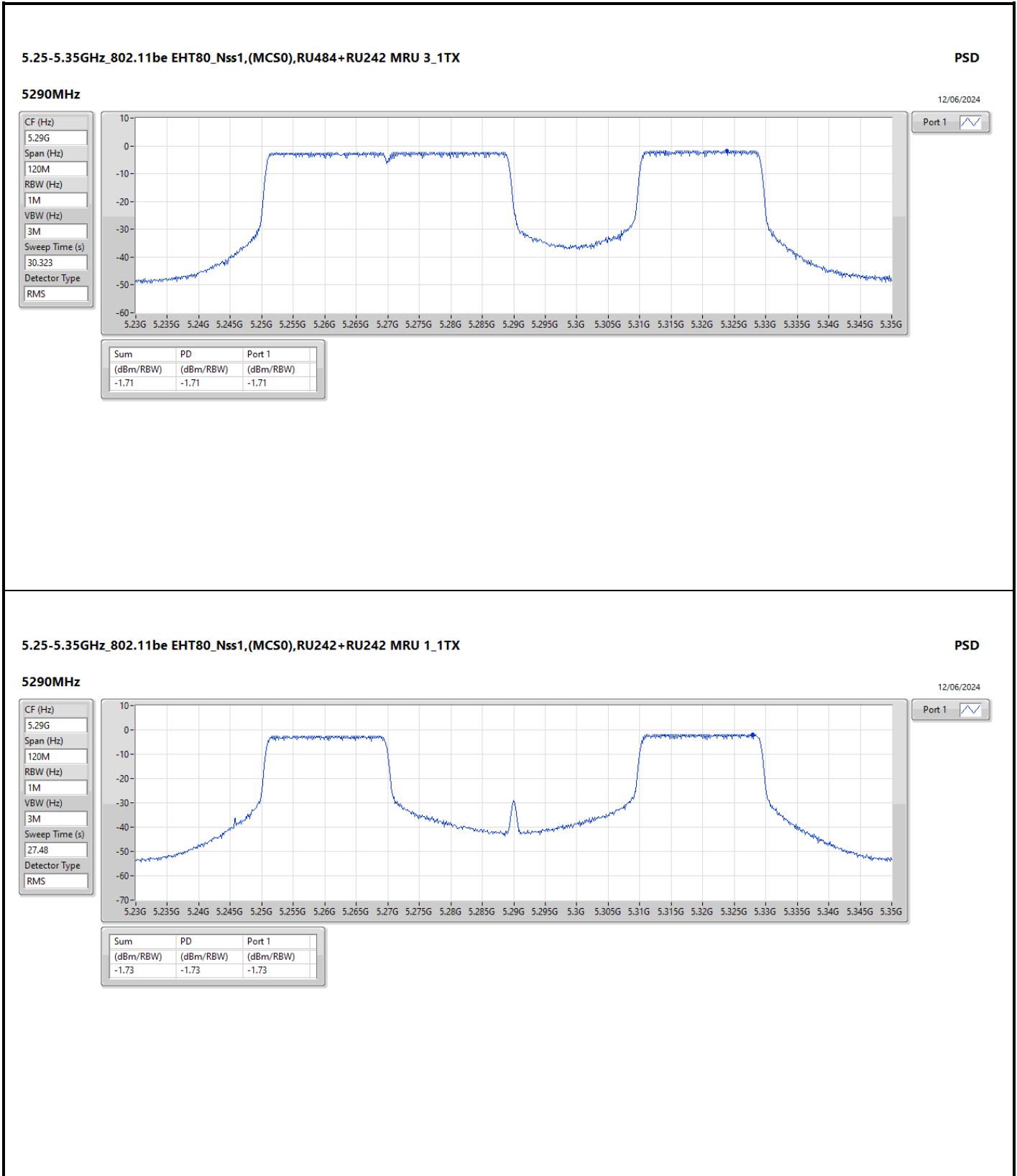


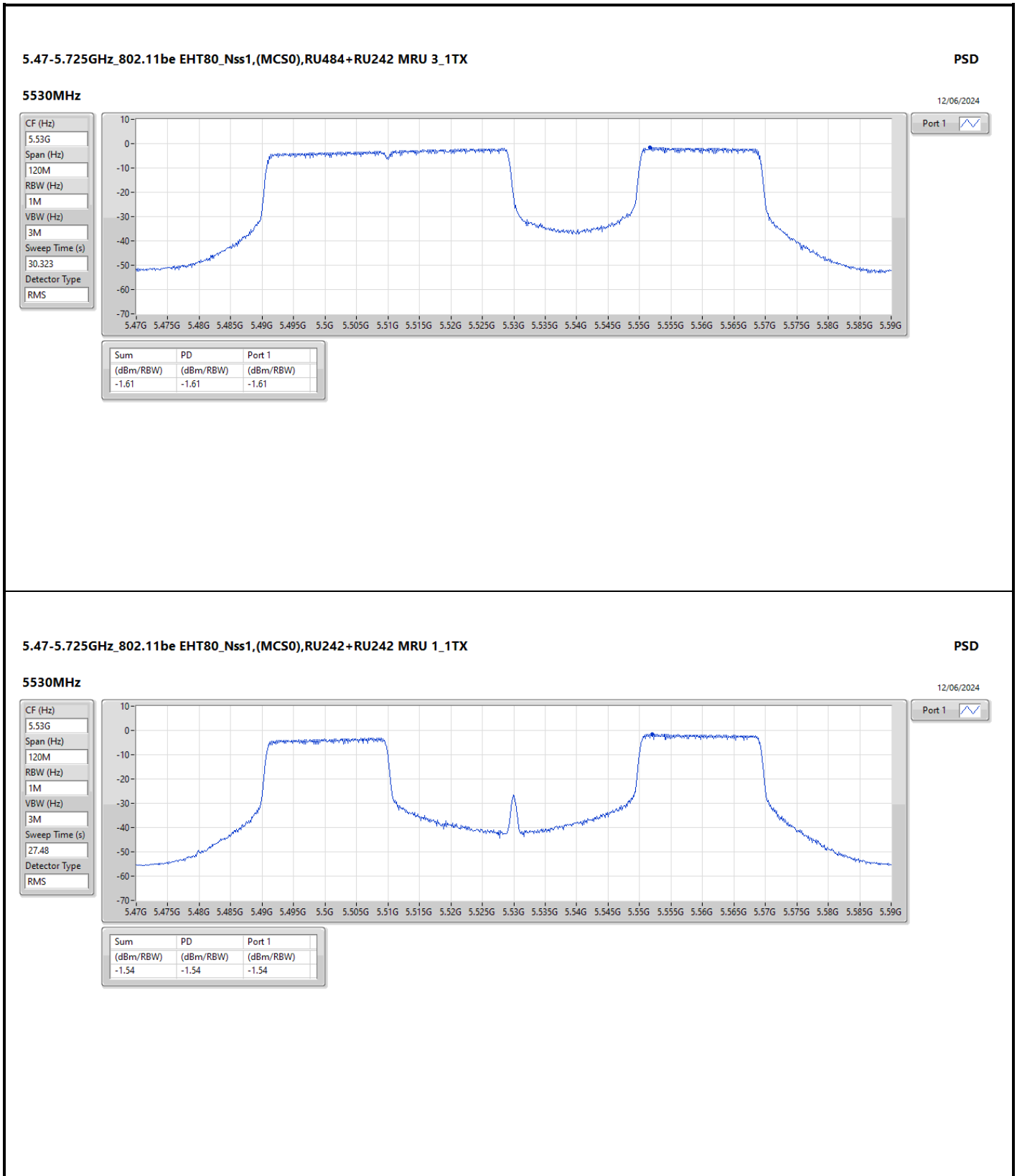
Result

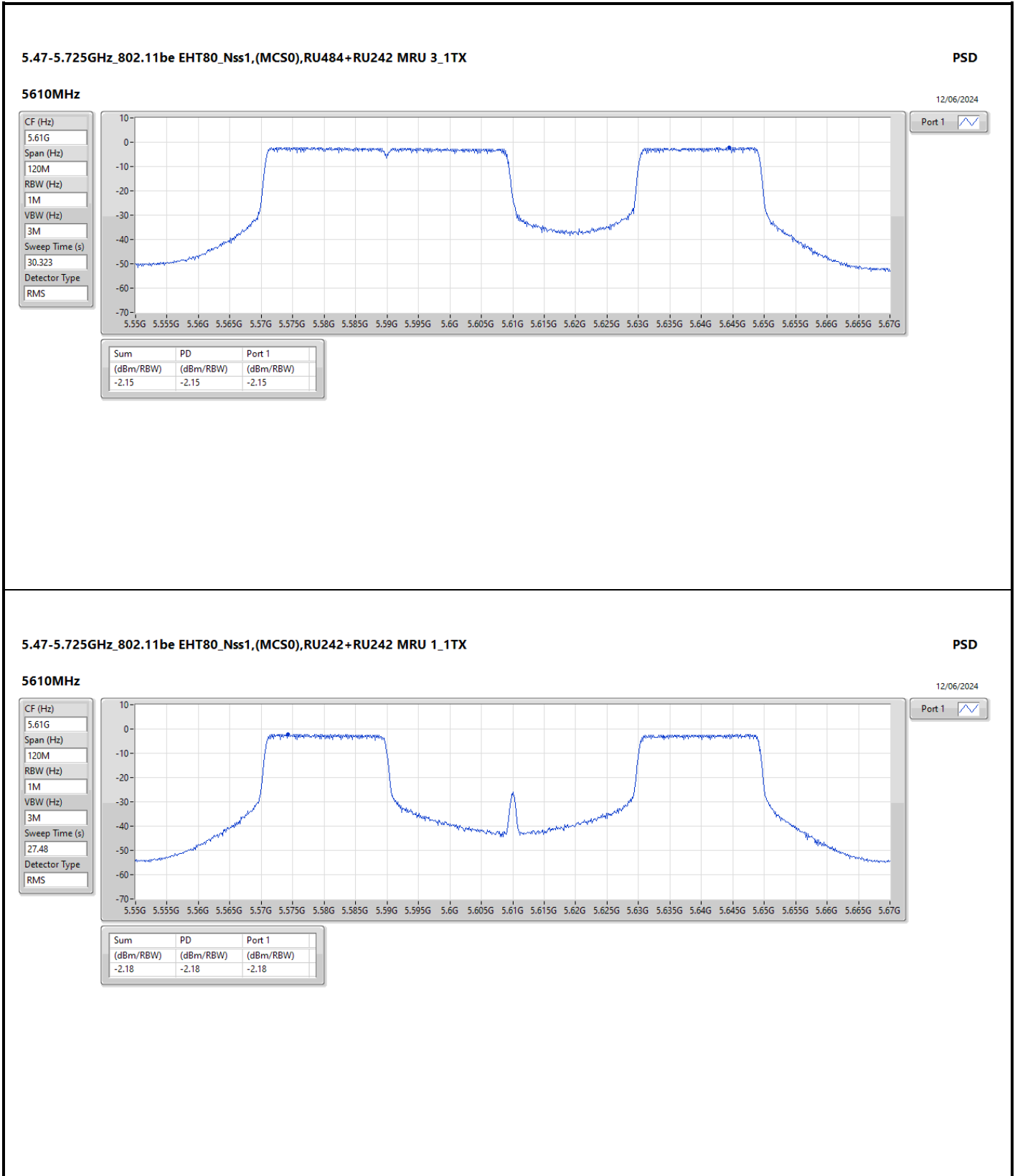
Mode	Result	DG (dBi)	Port 1 (dBm/RBW)	PD (dBm/RBW)	PD Limit (dBm/RBW)
802.11be EHT80_Nss1,(MCS0),RU484+RU242 MRU 3_1TX	-	-	-	-	-
5210MHz	Pass	4.83	-1.38	-1.38	17.00
802.11be EHT80_Nss1,(MCS0),RU242+RU242 MRU 1_1TX	-	-	-	-	-
5210MHz	Pass	4.83	-1.56	-1.56	17.00
802.11be EHT80_Nss1,(MCS0),RU484+RU242 MRU 3_1TX	-	-	-	-	-
5290MHz	Pass	3.89	-1.71	-1.71	11.00
802.11be EHT80_Nss1,(MCS0),RU242+RU242 MRU 1_1TX	-	-	-	-	-
5290MHz	Pass	3.89	-1.73	-1.73	11.00
802.11be EHT80_Nss1,(MCS0),RU484+RU242 MRU 3_1TX	-	-	-	-	-
5530MHz	Pass	4.03	-1.61	-1.61	11.00
802.11be EHT80_Nss1,(MCS0),RU242+RU242 MRU 1_1TX	-	-	-	-	-
5530MHz	Pass	4.03	-1.54	-1.54	11.00
802.11be EHT80_Nss1,(MCS0),RU484+RU242 MRU 3_1TX	-	-	-	-	-
5610MHz	Pass	4.03	-2.15	-2.15	11.00
802.11be EHT80_Nss1,(MCS0),RU242+RU242 MRU 1_1TX	-	-	-	-	-
5610MHz	Pass	4.03	-2.18	-2.18	11.00
802.11be EHT80_Nss1,(MCS0),RU484+RU242 MRU 3_1TX	-	-	-	-	-
5690MHz Straddle 5.47-5.725GHz	Pass	4.03	1.85	1.85	11.00
802.11be EHT80_Nss1,(MCS0),RU242+RU242 MRU 1_1TX	-	-	-	-	-
5690MHz Straddle 5.47-5.725GHz	Pass	4.03	1.70	1.70	11.00
802.11be EHT80_Nss1,(MCS0),RU484+RU242 MRU 3_1TX	-	-	-	-	-
5690MHz Straddle 5.725-5.85GHz	Pass	3.86	0.36	0.36	30.00
802.11be EHT80_Nss1,(MCS0),RU242+RU242 MRU 1_1TX	-	-	-	-	-
5690MHz Straddle 5.725-5.85GHz	Pass	3.86	0.18	0.18	30.00
802.11be EHT80_Nss1,(MCS0),RU484+RU242 MRU 3_1TX	-	-	-	-	-
5775MHz	Pass	3.86	0.41	0.41	30.00
802.11be EHT80_Nss1,(MCS0),RU242+RU242 MRU 1_1TX	-	-	-	-	-
5775MHz	Pass	3.86	0.59	0.59	30.00
802.11be EHT160_Nss1,(MCS0),RU996+RU484 MRU 2_1TX	-	-	-	-	-
5250MHz Straddle 5.15-5.25GHz	Pass	4.83	-6.69	-6.69	17.00
802.11be EHT160_Nss1,(MCS0),RU726+RU242+RU242 MRU 1_1TX	-	-	-	-	-
5250MHz Straddle 5.15-5.25GHz	Pass	4.83	-6.54	-6.54	17.00
802.11be EHT160_Nss1,(MCS0),RU484+RU484 MRU 1_1TX	-	-	-	-	-
5250MHz Straddle 5.15-5.25GHz	Pass	4.83	-6.75	-6.75	17.00
802.11be EHT160_Nss1,(MCS0),RU996+RU484 MRU 2_1TX	-	-	-	-	-
5250MHz Straddle 5.25-5.35GHz	Pass	3.89	-7.68	-7.68	11.00
802.11be EHT160_Nss1,(MCS0),RU726+RU242+RU242 MRU 1_1TX	-	-	-	-	-
5250MHz Straddle 5.25-5.35GHz	Pass	3.89	-6.62	-6.62	11.00
802.11be EHT160_Nss1,(MCS0),RU484+RU484 MRU 1_1TX	-	-	-	-	-
5250MHz Straddle 5.25-5.35GHz	Pass	3.89	-6.70	-6.70	11.00
802.11be EHT160_Nss1,(MCS0),RU996+RU484 MRU 2_1TX	-	-	-	-	-
5570MHz	Pass	4.03	-6.64	-6.64	11.00
802.11be EHT160_Nss1,(MCS0),RU726+RU242+RU242 MRU 1_1TX	-	-	-	-	-
5570MHz	Pass	4.03	-6.58	-6.58	11.00
802.11be EHT160_Nss1,(MCS0),RU484+RU484 MRU 1_1TX	-	-	-	-	-
5570MHz	Pass	4.03	-6.45	-6.45	11.00

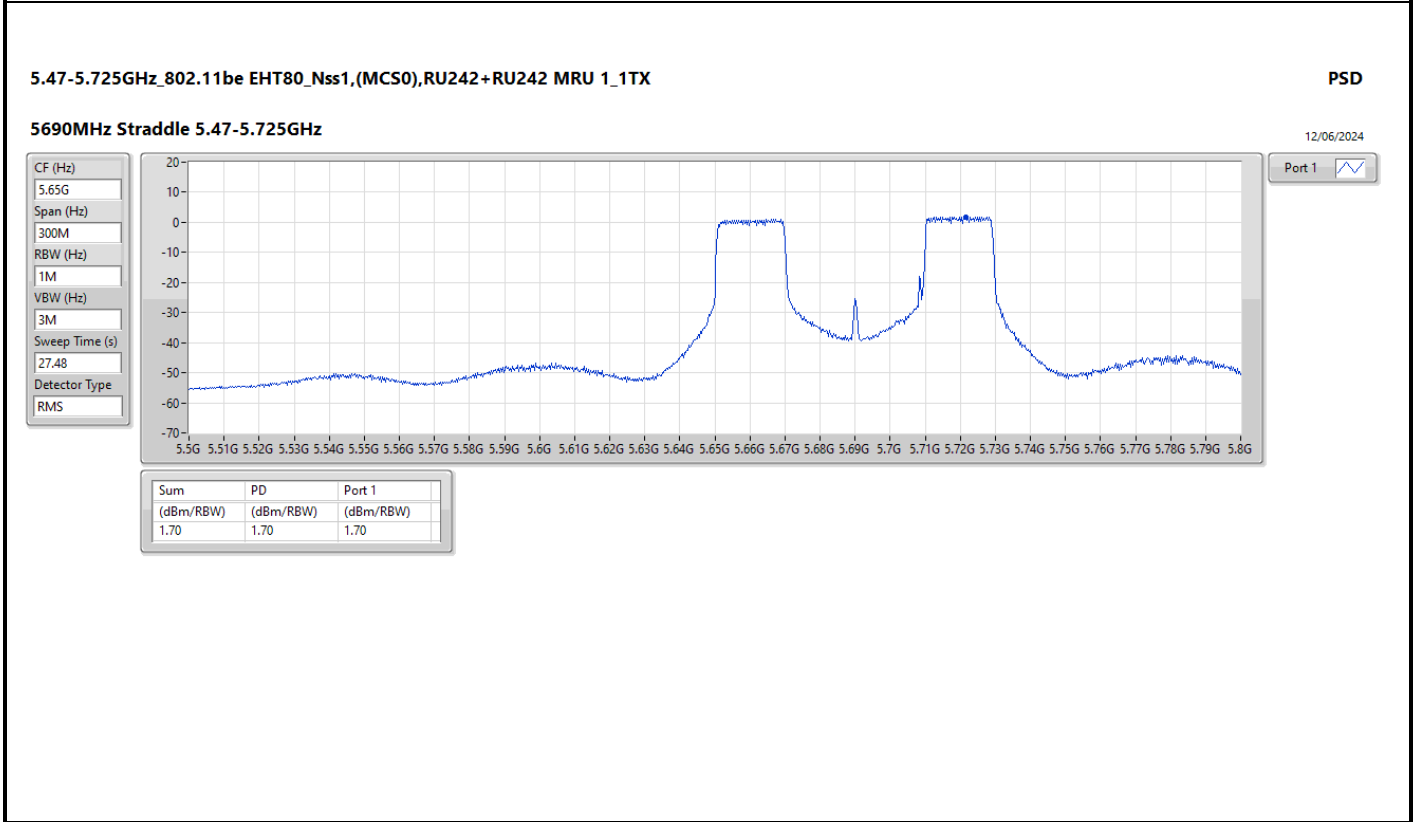
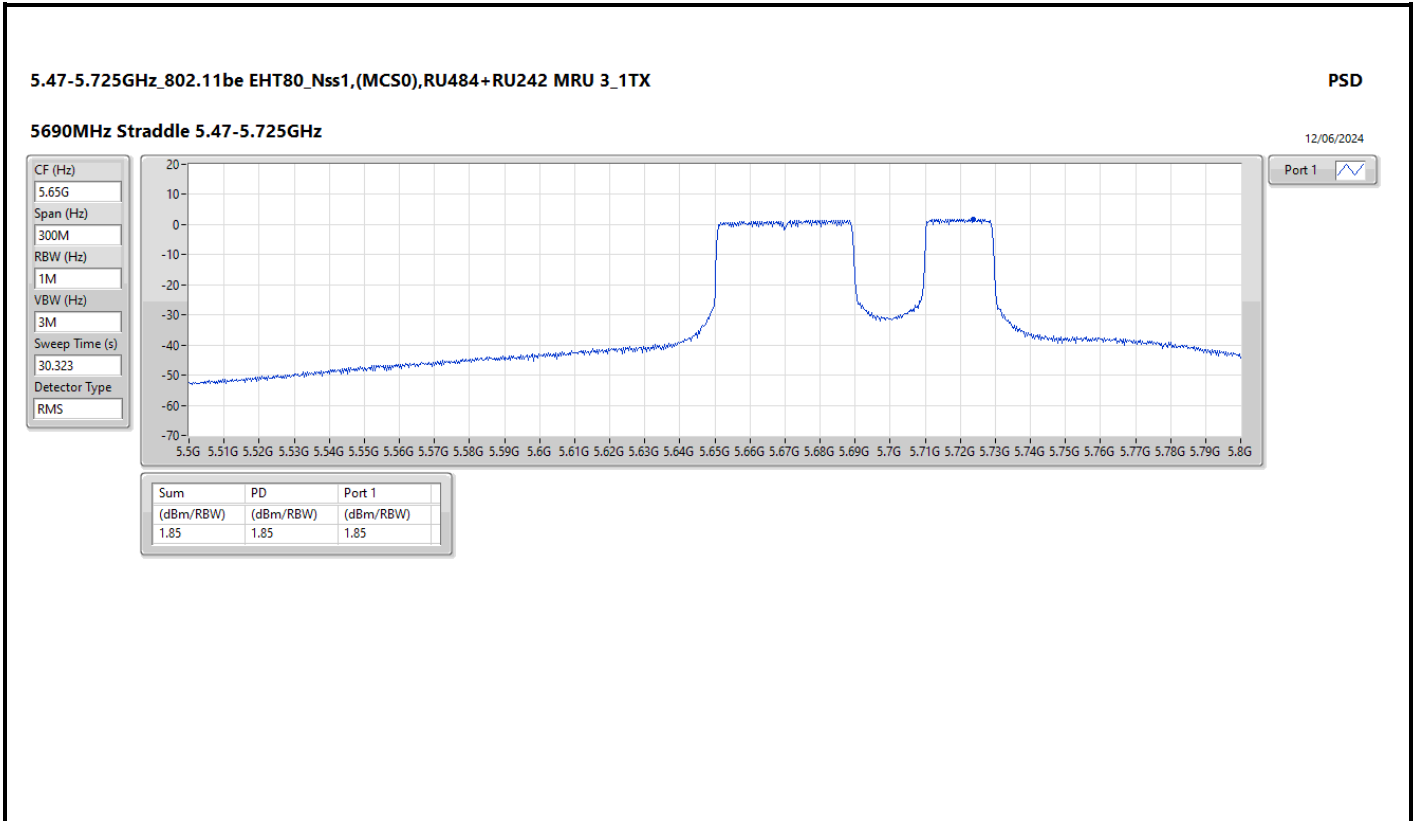
DG = Directional Gain; RBW = 500kHz for 5.725-5.85GHz band / 1MHz for other band;
 PD = trace bin-by-bin of each transmits port summing can be performed maximum power density; Port X = Port X Power Density;
 Inf = There's no restriction for the limit.

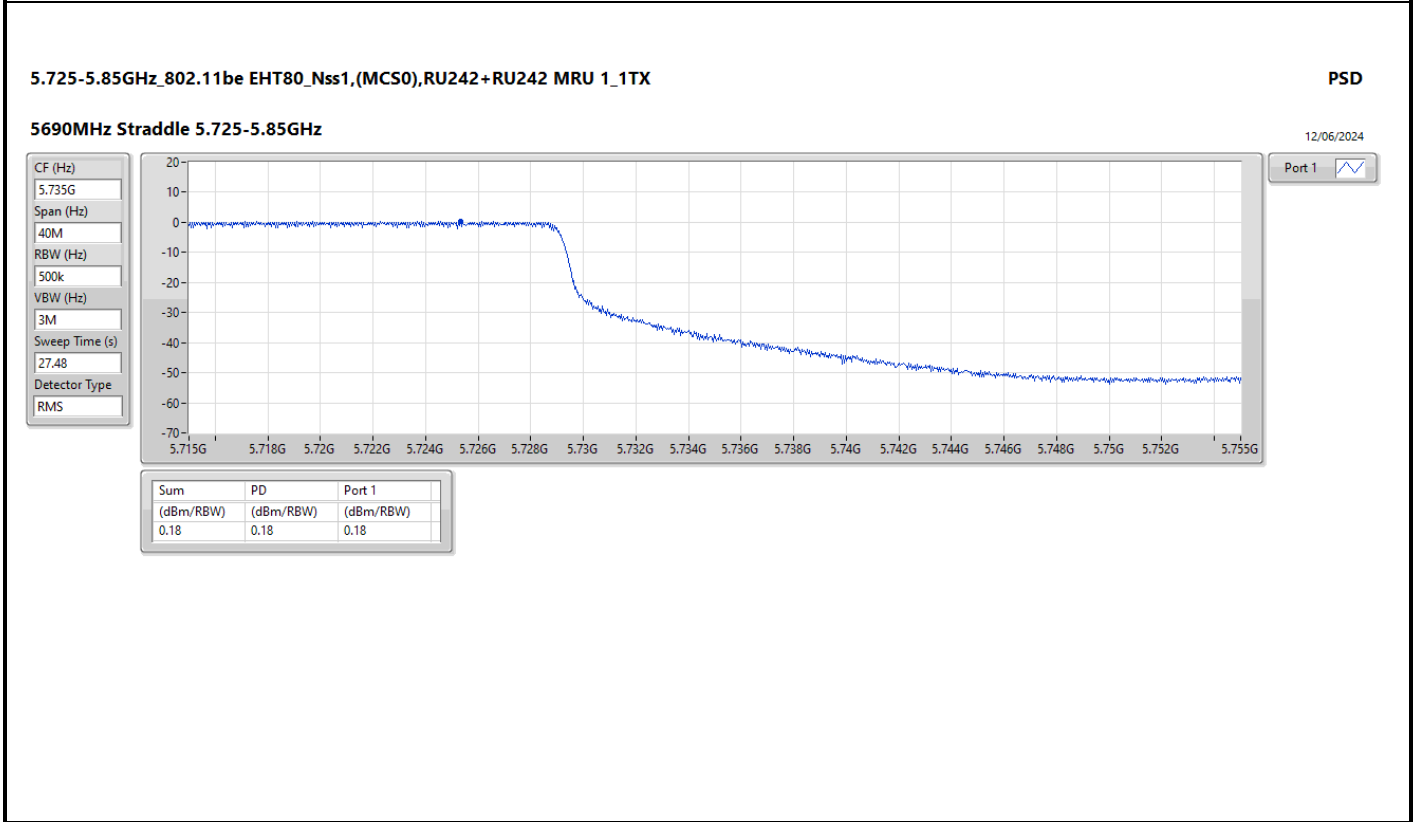
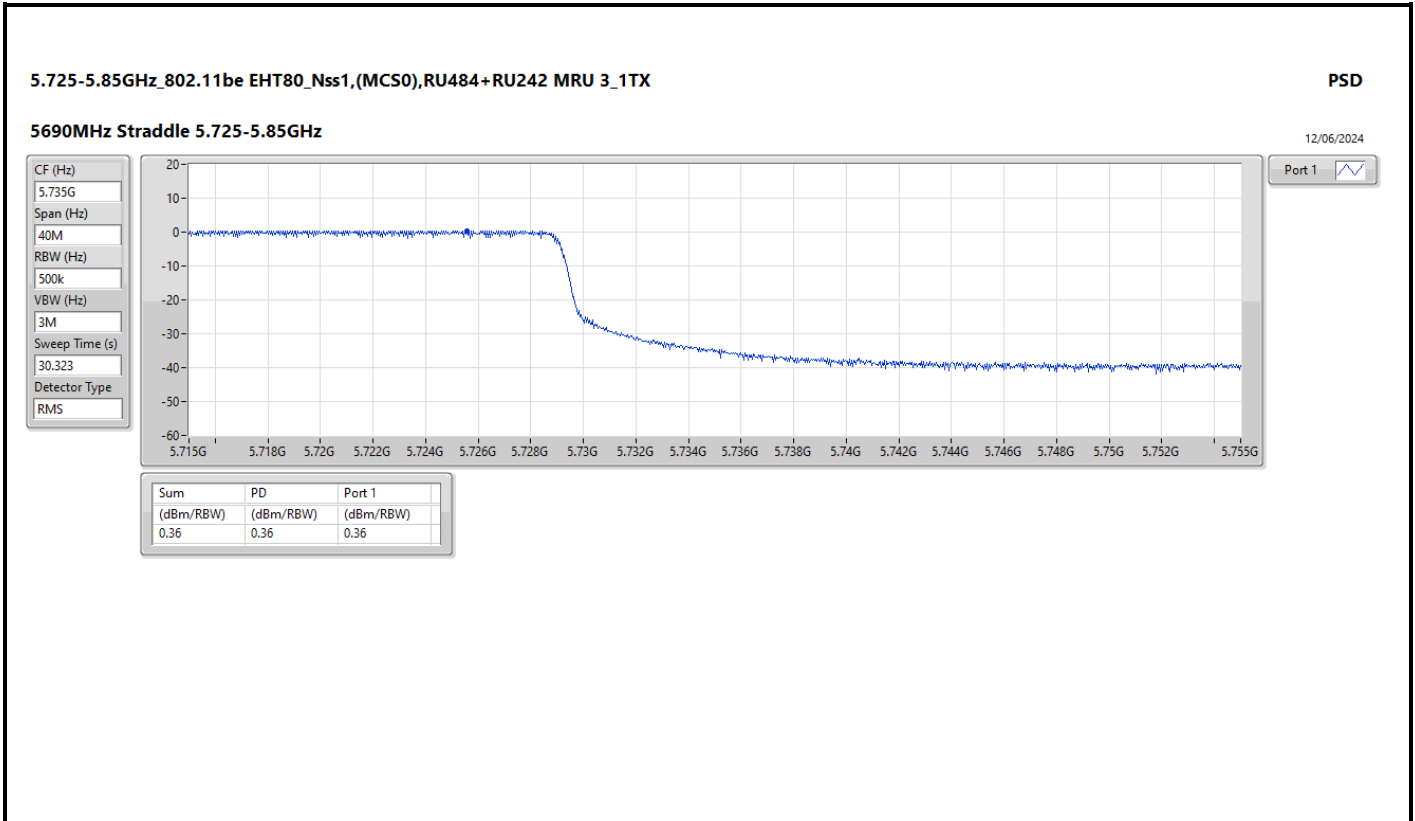


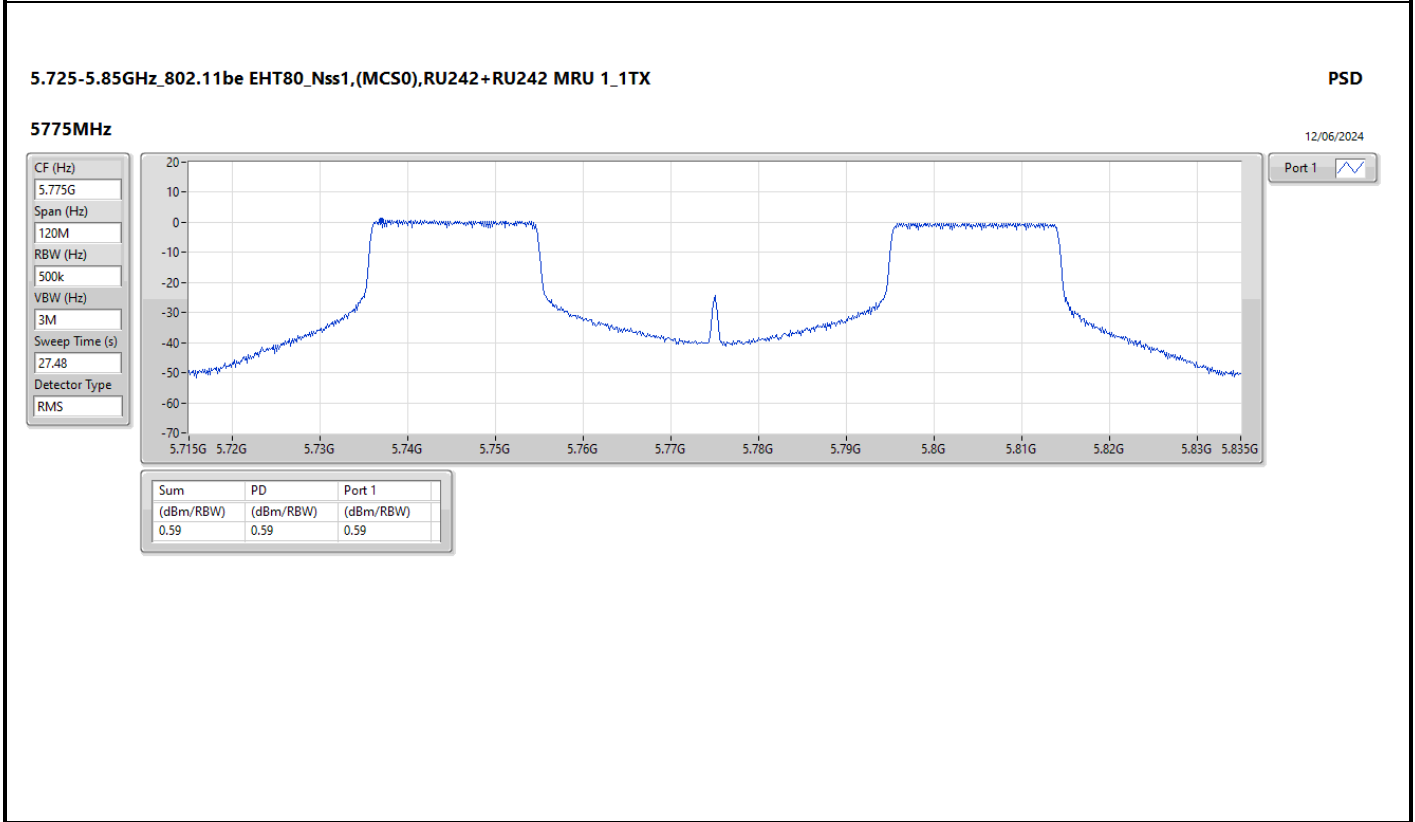
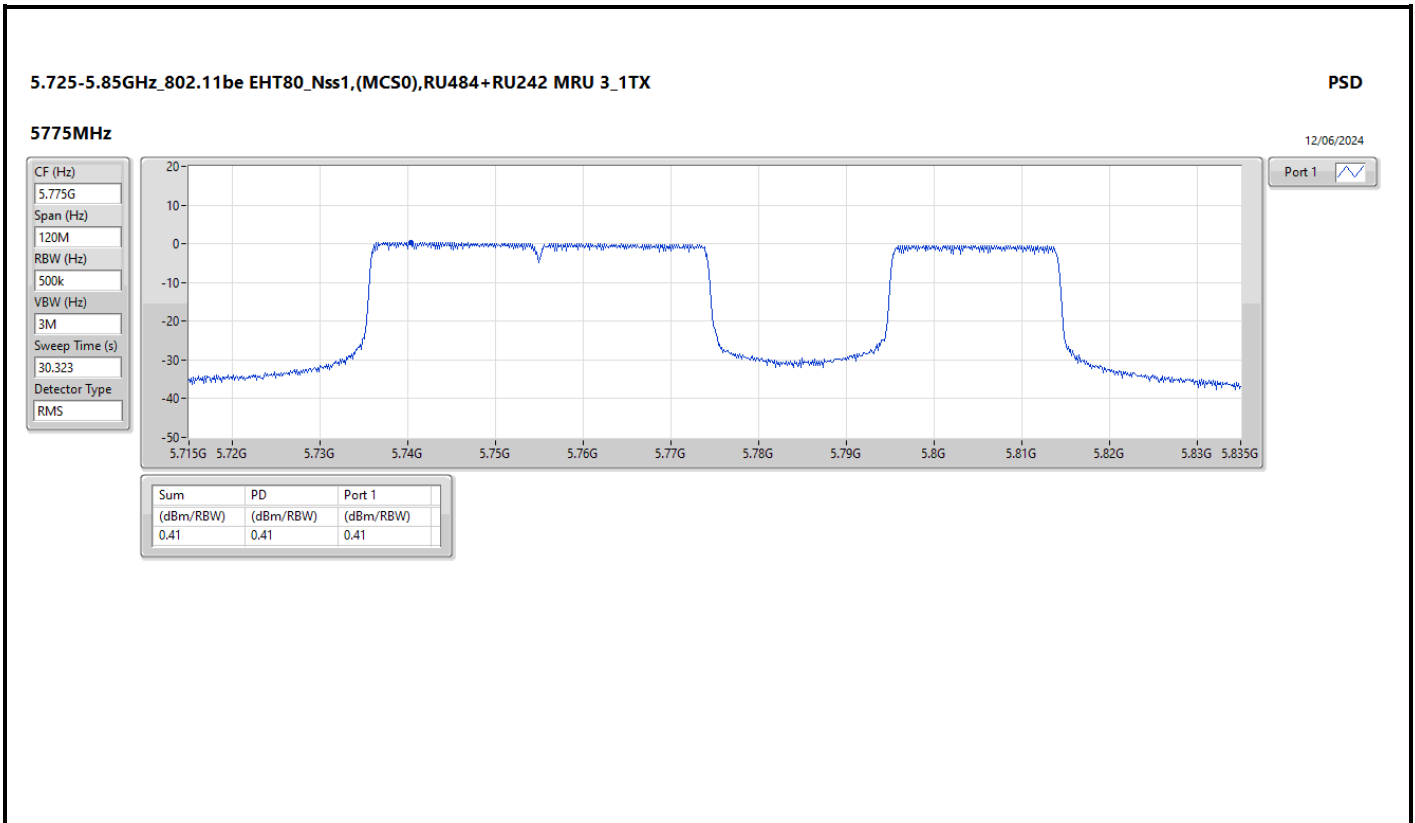


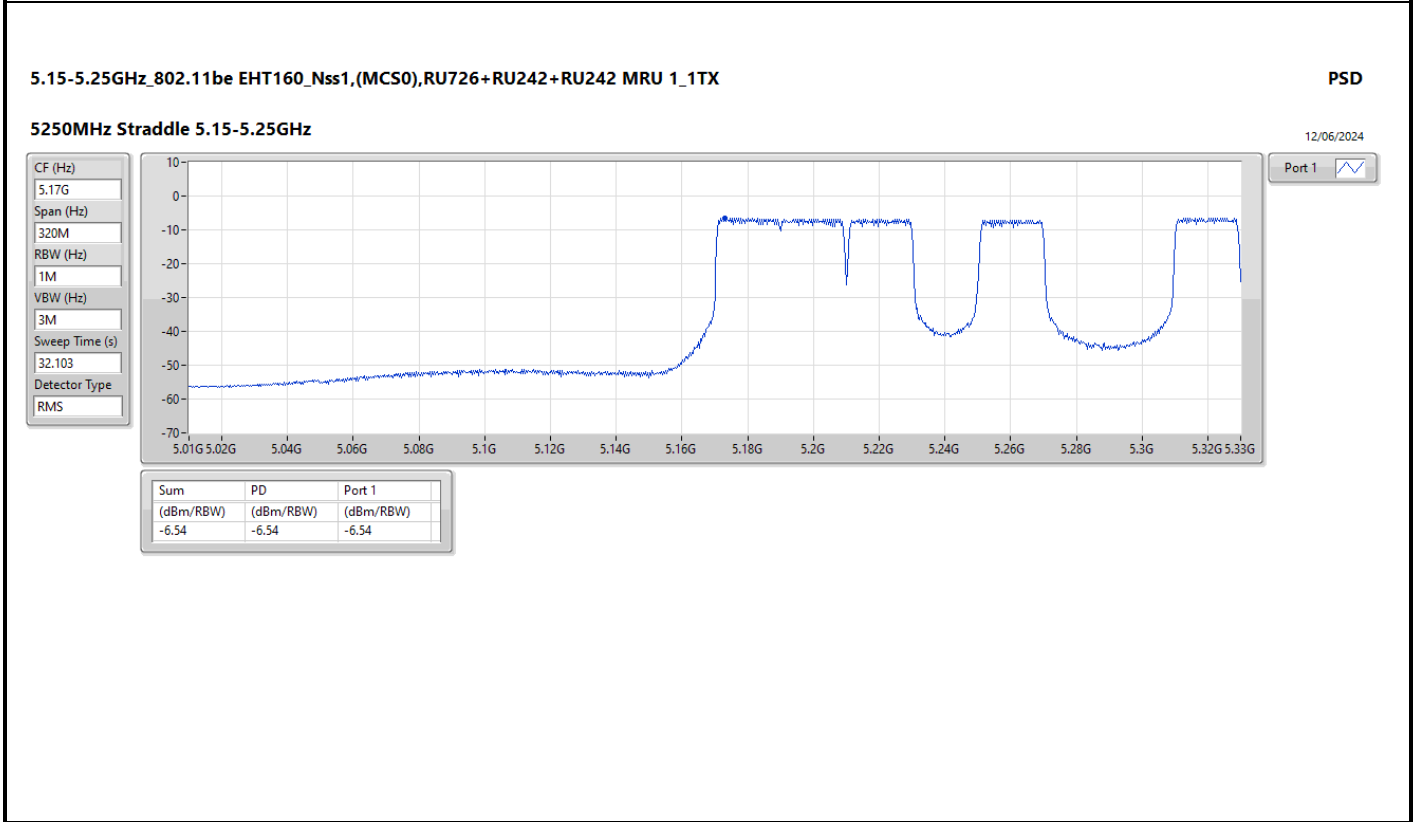
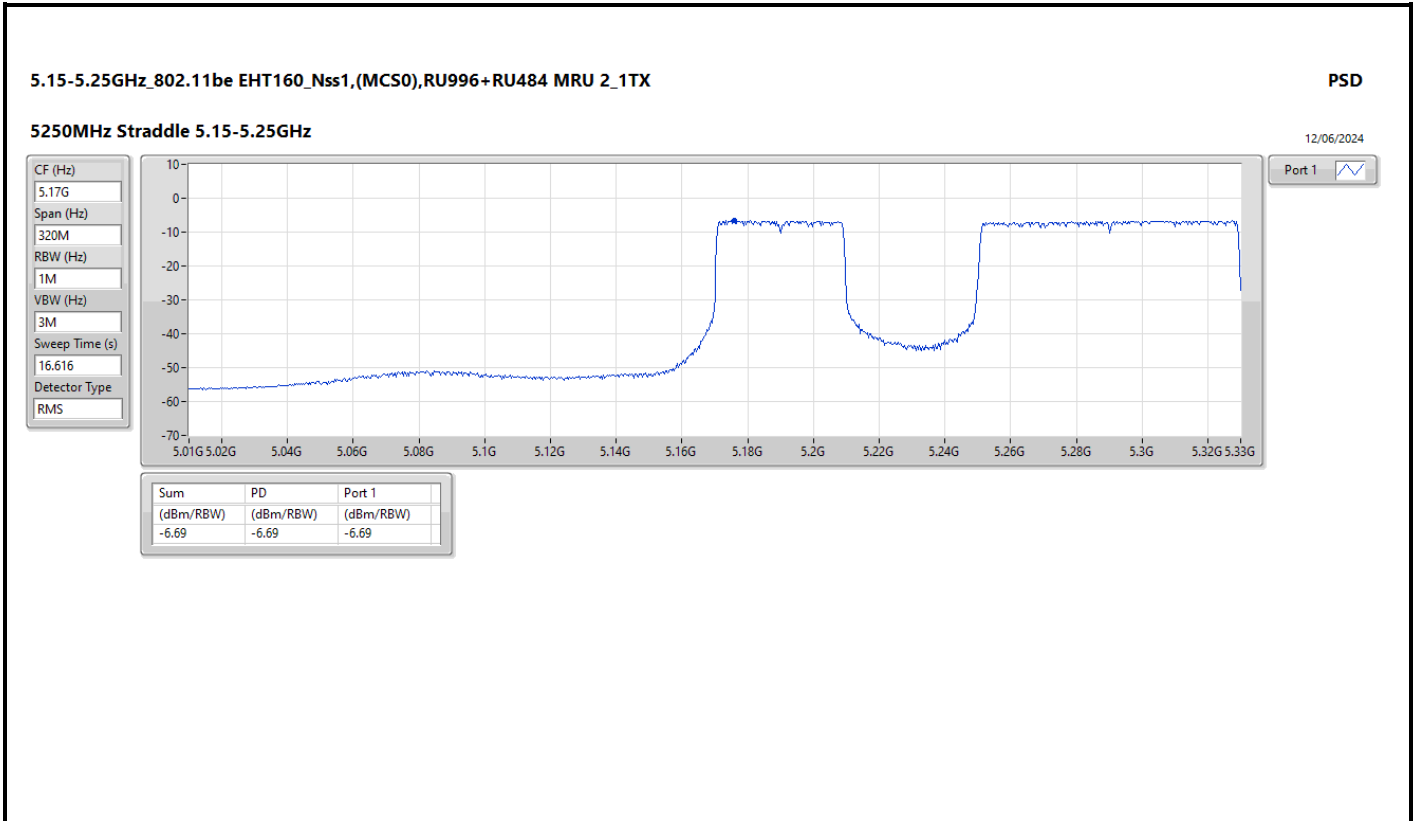


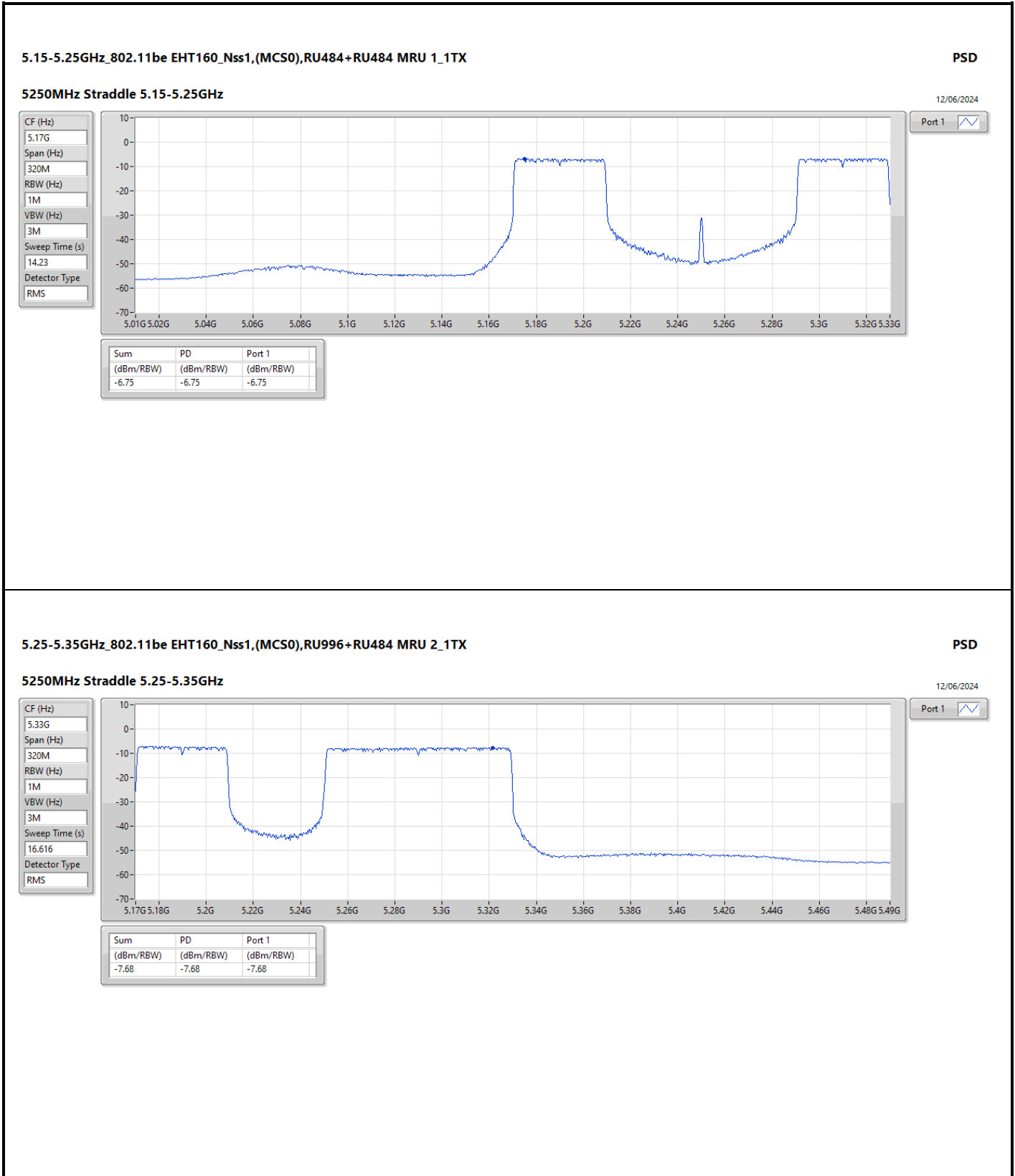


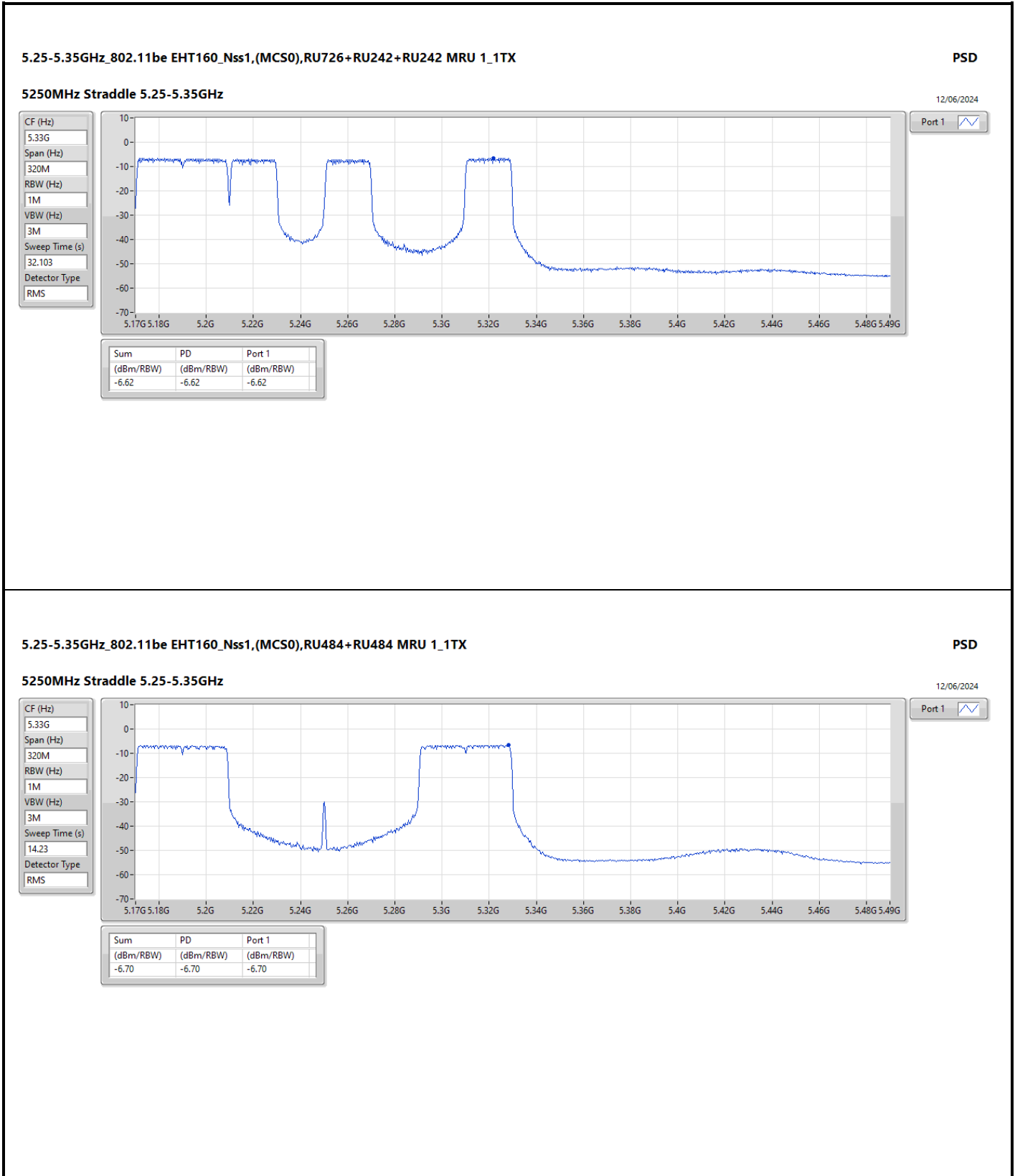


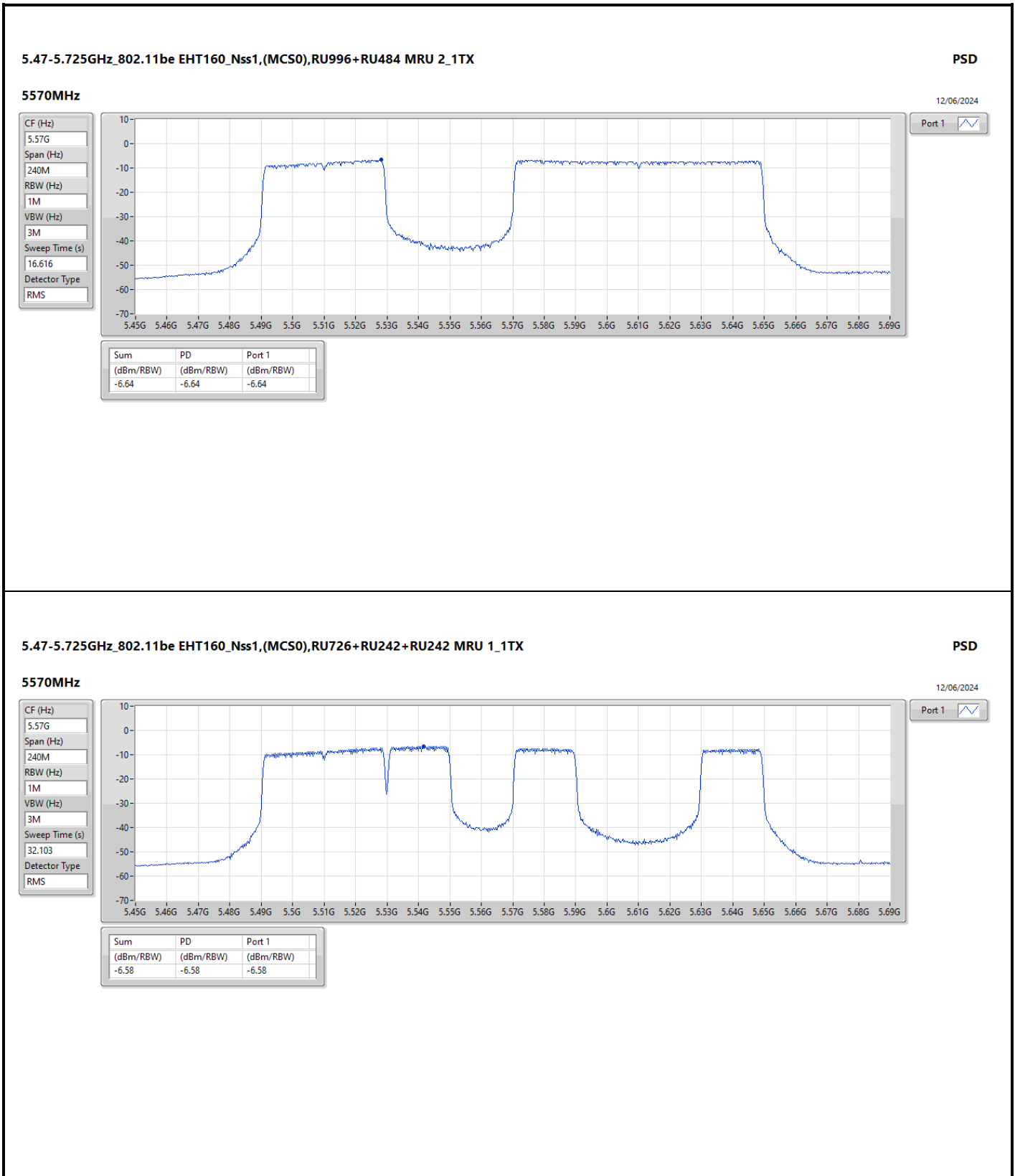


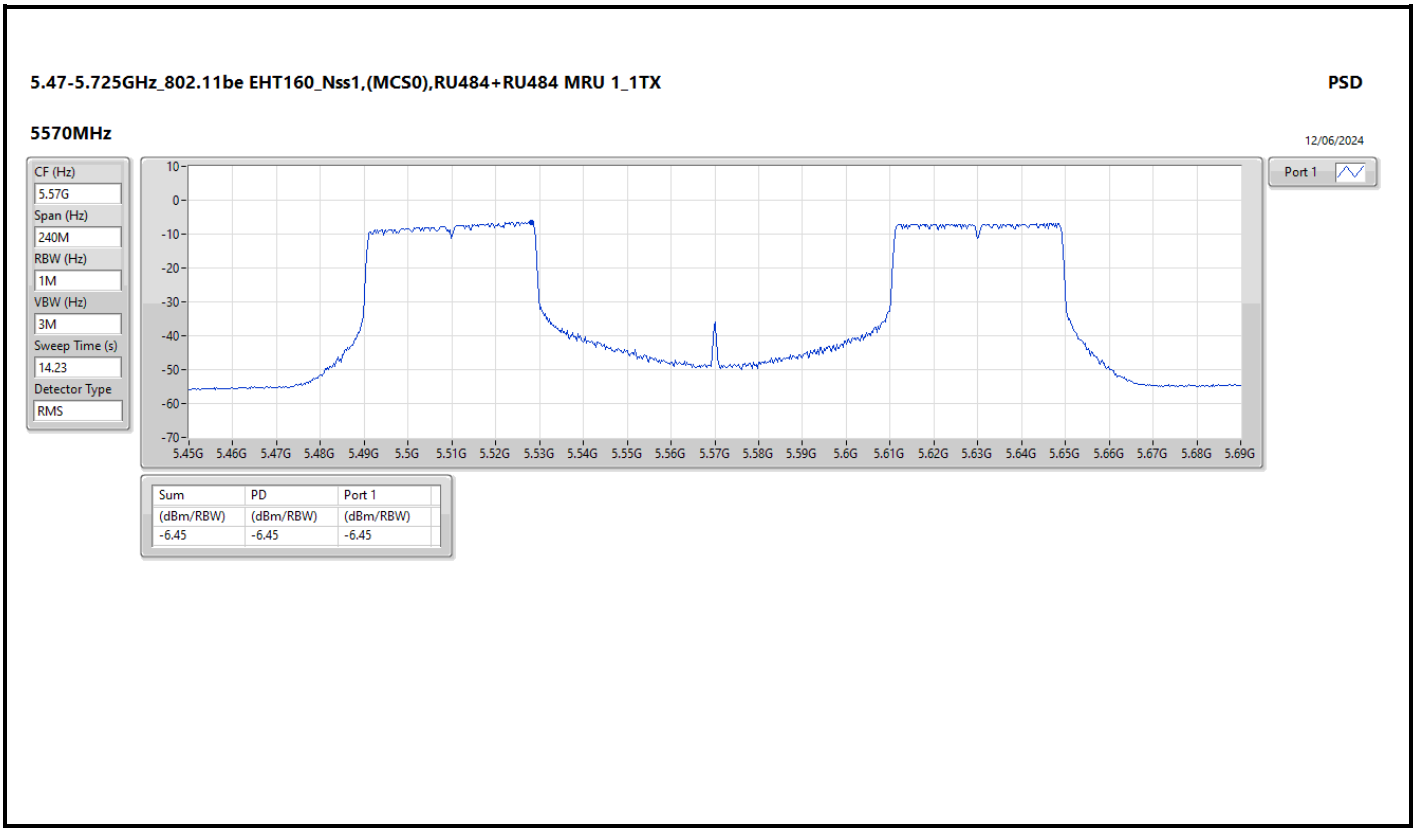














Summary

Mode	PD (dBm/RBW)
5.15-5.25GHz	-
802.11be EHT80_Nss1,(MCS0),RU484+RU242 MRU 3_2TX	1.16
802.11be EHT160_Nss1,(MCS0),RU484+RU484 MRU 1_2TX	-2.95
5.25-5.35GHz	-
802.11be EHT80_Nss1,(MCS0),RU484+RU242 MRU 3_2TX	-0.37
802.11be EHT160_Nss1,(MCS0),RU484+RU484 MRU 1_2TX	-3.06
5.47-5.725GHz	-
802.11be EHT80_Nss1,(MCS0),RU242+RU242 MRU 1_2TX	3.99
802.11be EHT160_Nss1,(MCS0),RU484+RU484 MRU 1_2TX	-2.01
5.725-5.85GHz	-
802.11be EHT80_Nss1,(MCS0),RU242+RU242 MRU 1_2TX	2.28

RBW = 500kHz for 5.725-5.85GHz band / 1MHz for other band;

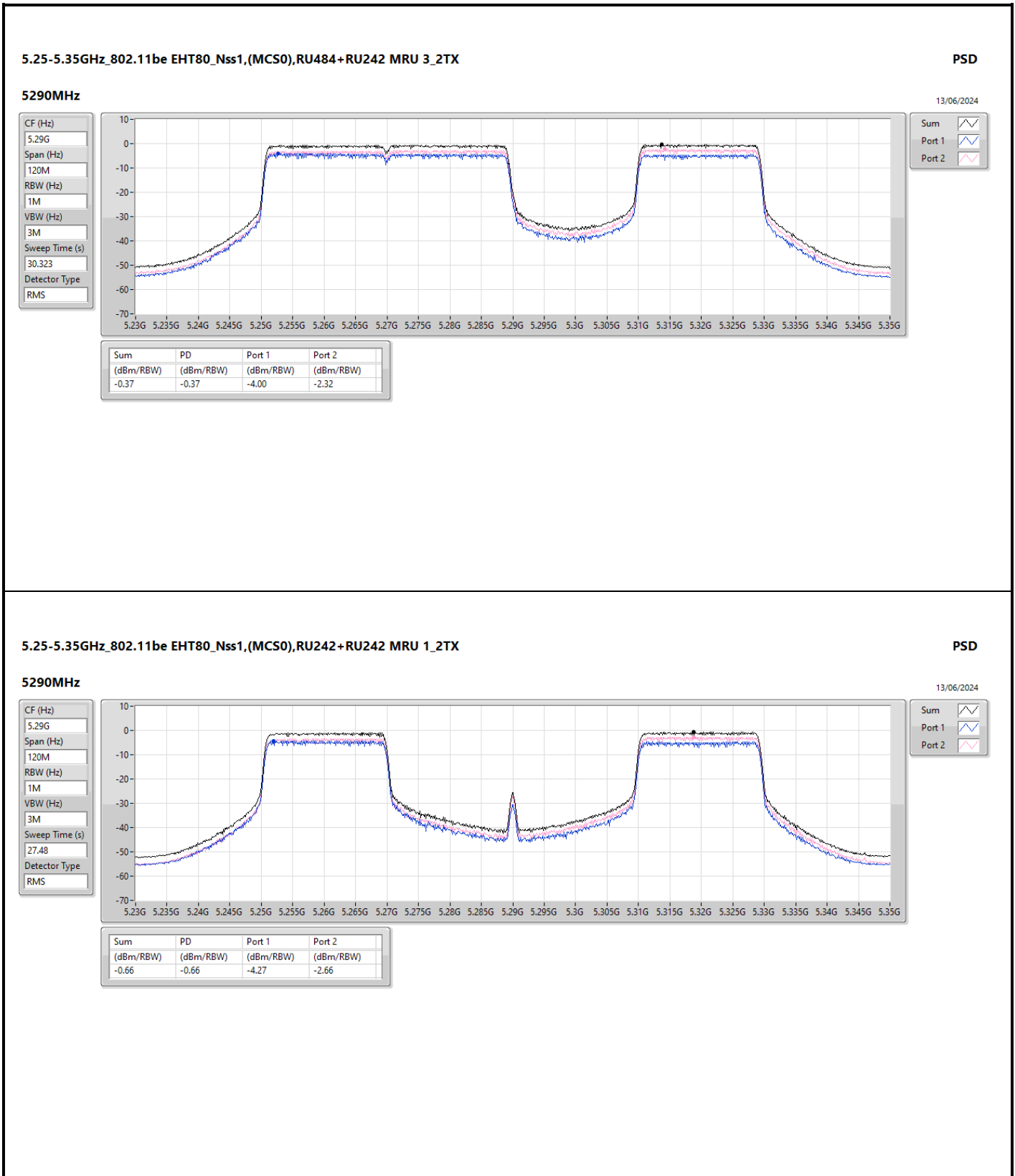


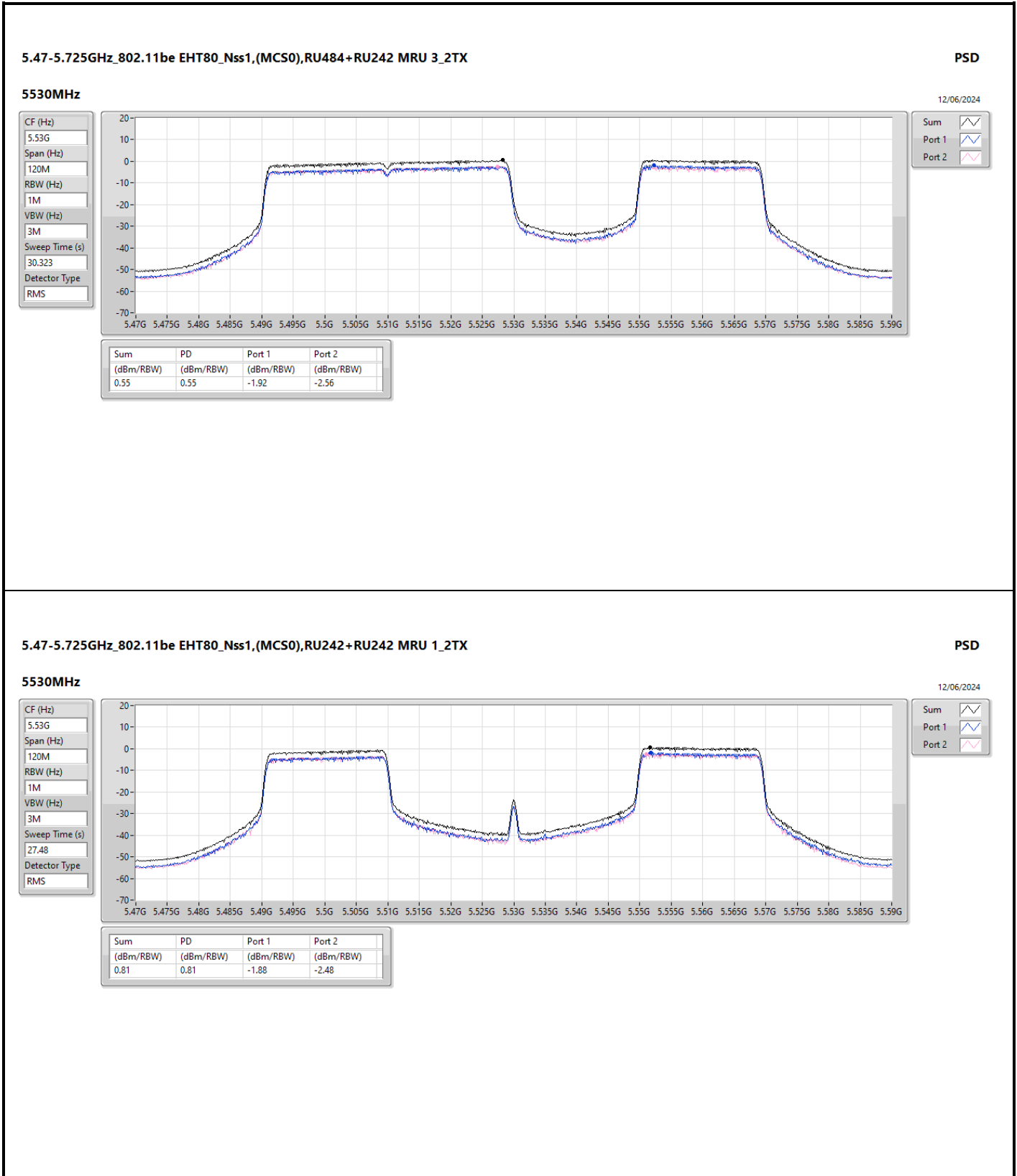
Result

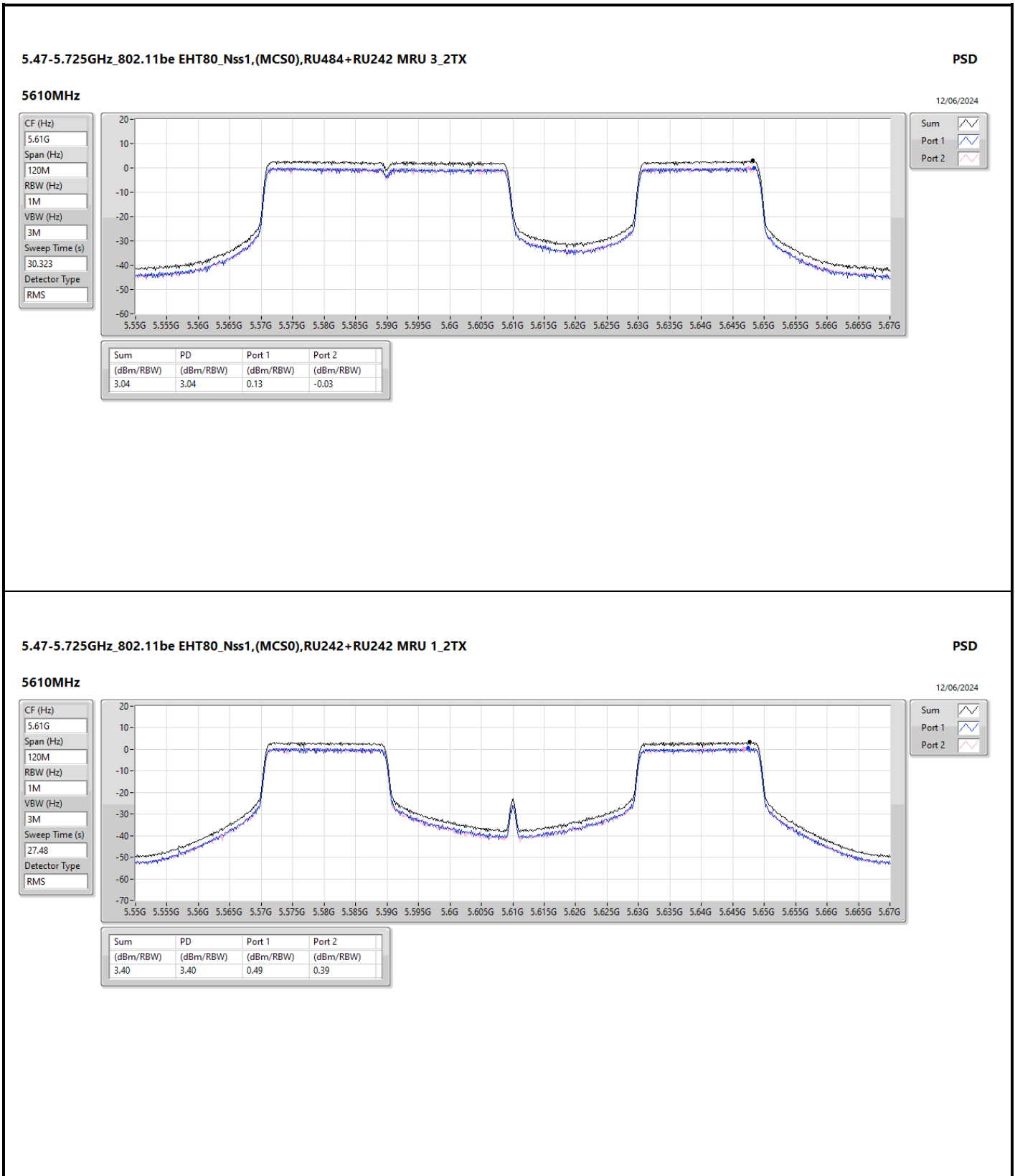
Mode	Result	DG (dBi)	Port 1 (dBm/RBW)	Port 2 (dBm/RBW)	PD (dBm/RBW)	PD Limit (dBm/RBW)
802.11be EHT80_Nss1,(MCS0),RU484+RU242 MRU 3_2TX	-	-	-	-	-	-
5210MHz	Pass	4.83	-1.50	-1.94	1.16	17.00
802.11be EHT80_Nss1,(MCS0),RU242+RU242 MRU 1_2TX	-	-	-	-	-	-
5210MHz	Pass	4.83	-1.80	-2.20	0.88	17.00
802.11be EHT80_Nss1,(MCS0),RU484+RU242 MRU 3_2TX	-	-	-	-	-	-
5290MHz	Pass	3.89	-4.00	-2.32	-0.37	11.00
802.11be EHT80_Nss1,(MCS0),RU242+RU242 MRU 1_2TX	-	-	-	-	-	-
5290MHz	Pass	3.89	-4.27	-2.66	-0.66	11.00
802.11be EHT80_Nss1,(MCS0),RU484+RU242 MRU 3_2TX	-	-	-	-	-	-
5530MHz	Pass	4.03	-1.92	-2.56	0.55	11.00
802.11be EHT80_Nss1,(MCS0),RU242+RU242 MRU 1_2TX	-	-	-	-	-	-
5530MHz	Pass	4.03	-1.88	-2.48	0.81	11.00
802.11be EHT80_Nss1,(MCS0),RU484+RU242 MRU 3_2TX	-	-	-	-	-	-
5610MHz	Pass	4.03	0.13	-0.03	3.04	11.00
802.11be EHT80_Nss1,(MCS0),RU242+RU242 MRU 1_2TX	-	-	-	-	-	-
5610MHz	Pass	4.03	0.49	0.39	3.40	11.00
802.11be EHT80_Nss1,(MCS0),RU484+RU242 MRU 3_2TX	-	-	-	-	-	-
5690MHz Straddle 5.47-5.725GHz	Pass	4.03	0.70	0.30	3.48	11.00
802.11be EHT80_Nss1,(MCS0),RU242+RU242 MRU 1_2TX	-	-	-	-	-	-
5690MHz Straddle 5.47-5.725GHz	Pass	4.03	1.25	0.85	3.99	11.00
802.11be EHT80_Nss1,(MCS0),RU484+RU242 MRU 3_2TX	-	-	-	-	-	-
5690MHz Straddle 5.725-5.85GHz	Pass	3.86	-0.86	-1.33	1.88	30.00
802.11be EHT80_Nss1,(MCS0),RU242+RU242 MRU 1_2TX	-	-	-	-	-	-
5690MHz Straddle 5.725-5.85GHz	Pass	3.86	-0.36	-1.11	2.28	30.00
802.11be EHT80_Nss1,(MCS0),RU484+RU242 MRU 3_2TX	-	-	-	-	-	-
5775MHz	Pass	3.86	-4.86	-5.47	-2.19	30.00
802.11be EHT80_Nss1,(MCS0),RU242+RU242 MRU 1_2TX	-	-	-	-	-	-
5775MHz	Pass	3.86	-4.81	-5.31	-2.10	30.00
802.11be EHT160_Nss1,(MCS0),RU996+RU484 MRU 2_2TX	-	-	-	-	-	-
5250MHz Straddle 5.15-5.25GHz	Pass	4.83	-5.90	-6.61	-3.26	17.00
802.11be EHT160_Nss1,(MCS0),RU726+RU242+RU242 MRU 1_2TX	-	-	-	-	-	-
5250MHz Straddle 5.15-5.25GHz	Pass	4.83	-5.81	-6.32	-3.18	17.00
802.11be EHT160_Nss1,(MCS0),RU484+RU484 MRU 1_2TX	-	-	-	-	-	-
5250MHz Straddle 5.15-5.25GHz	Pass	4.83	-5.61	-6.15	-2.95	17.00
802.11be EHT160_Nss1,(MCS0),RU996+RU484 MRU 2_2TX	-	-	-	-	-	-
5250MHz Straddle 5.25-5.35GHz	Pass	3.89	-6.97	-5.45	-3.39	11.00
802.11be EHT160_Nss1,(MCS0),RU726+RU242+RU242 MRU 1_2TX	-	-	-	-	-	-
5250MHz Straddle 5.25-5.35GHz	Pass	3.89	-6.86	-5.33	-3.32	11.00
802.11be EHT160_Nss1,(MCS0),RU484+RU484 MRU 1_2TX	-	-	-	-	-	-
5250MHz Straddle 5.25-5.35GHz	Pass	3.89	-6.99	-5.13	-3.06	11.00
802.11be EHT160_Nss1,(MCS0),RU996+RU484 MRU 2_2TX	-	-	-	-	-	-
5570MHz	Pass	4.03	-7.34	-7.21	-4.26	11.00
802.11be EHT160_Nss1,(MCS0),RU726+RU242+RU242 MRU 1_2TX	-	-	-	-	-	-
5570MHz	Pass	4.03	-4.85	-4.85	-2.15	11.00
802.11be EHT160_Nss1,(MCS0),RU484+RU484 MRU 1_2TX	-	-	-	-	-	-
5570MHz	Pass	4.03	-5.05	-4.91	-2.01	11.00

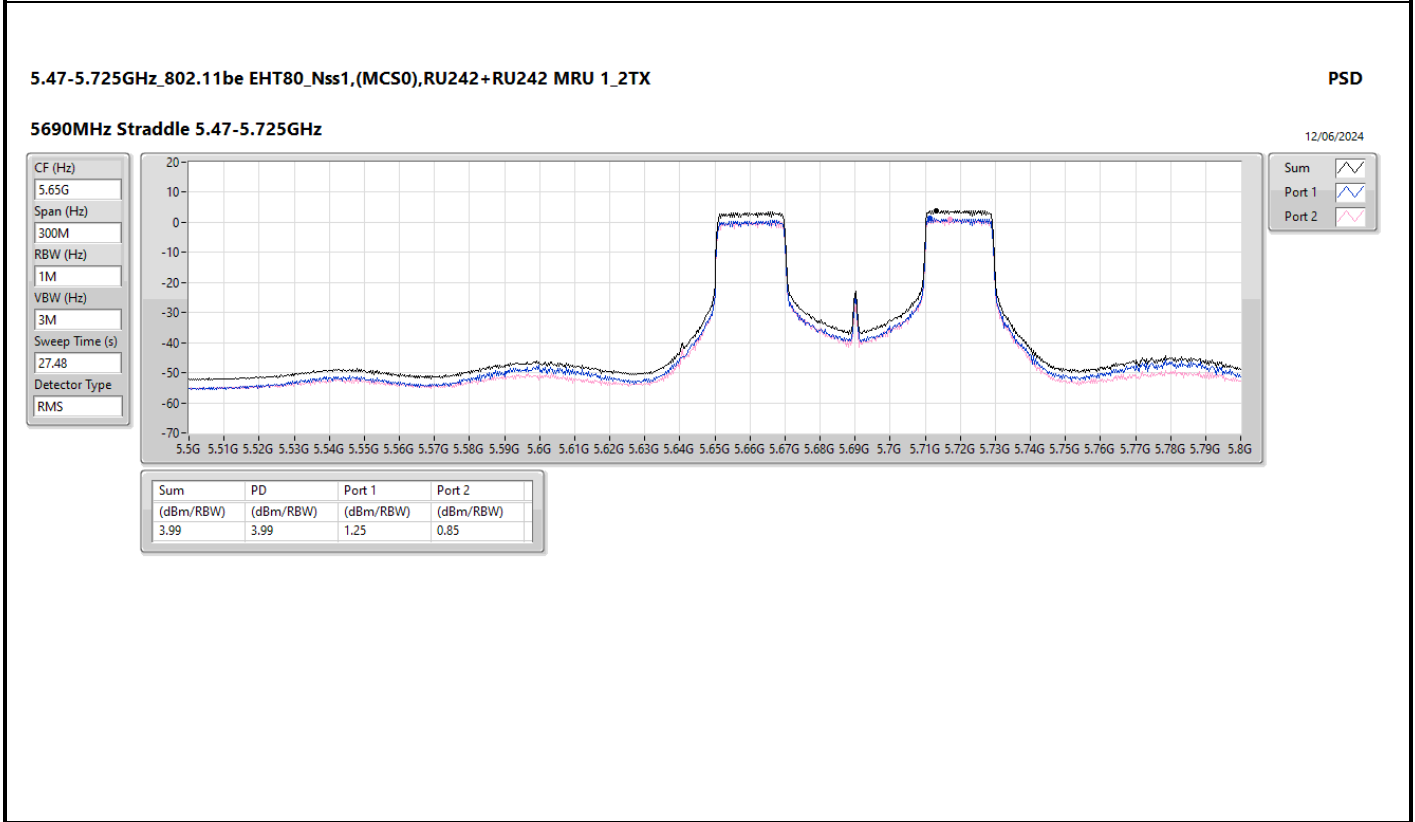
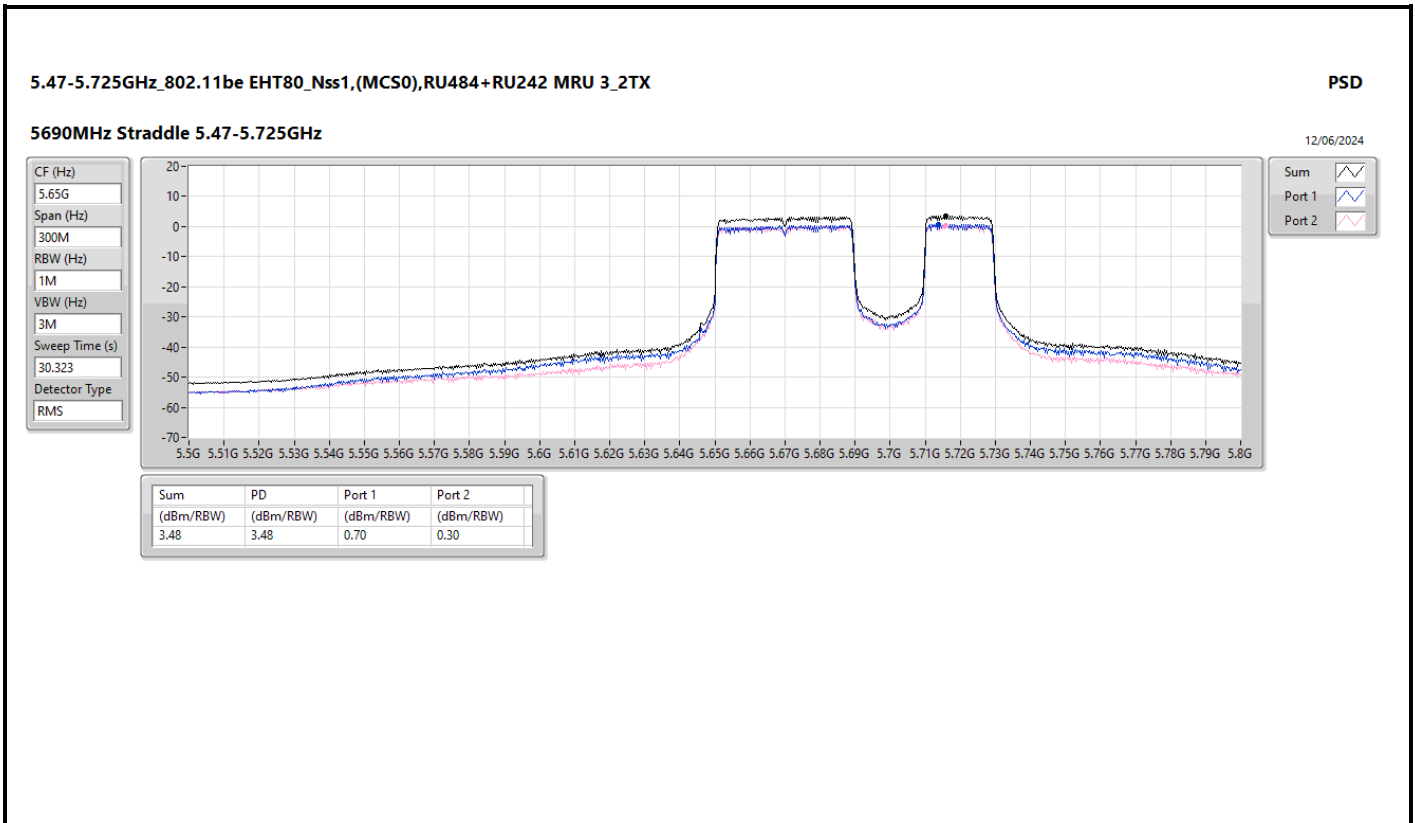
DG = Directional Gain; RBW = 500kHz for 5.725-5.85GHz band / 1MHz for other band;
 PD = trace bin-by-bin of each transmits port summing can be performed maximum power density; Port X = Port X Power Density;
 Inf = There's no restriction for the limit.

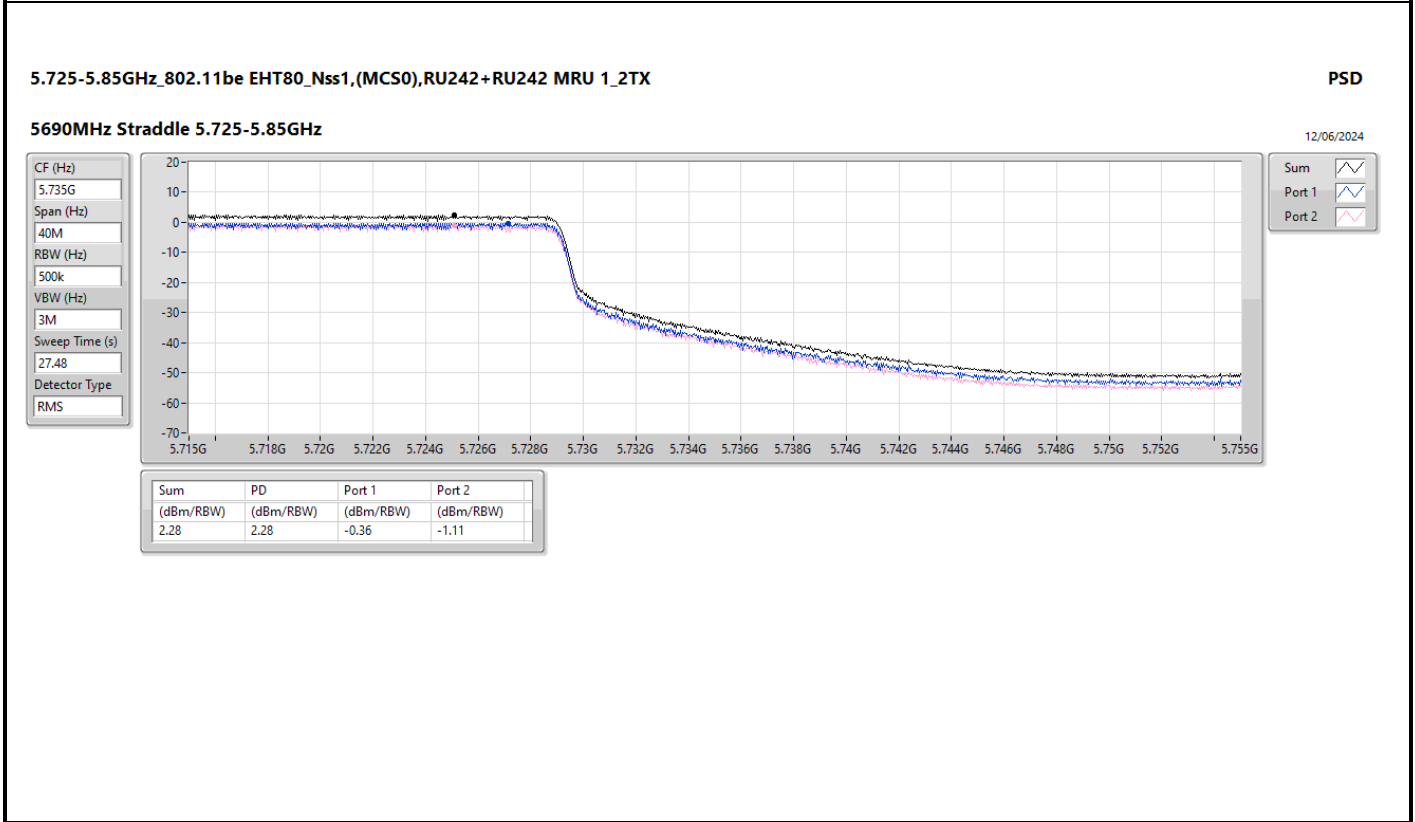
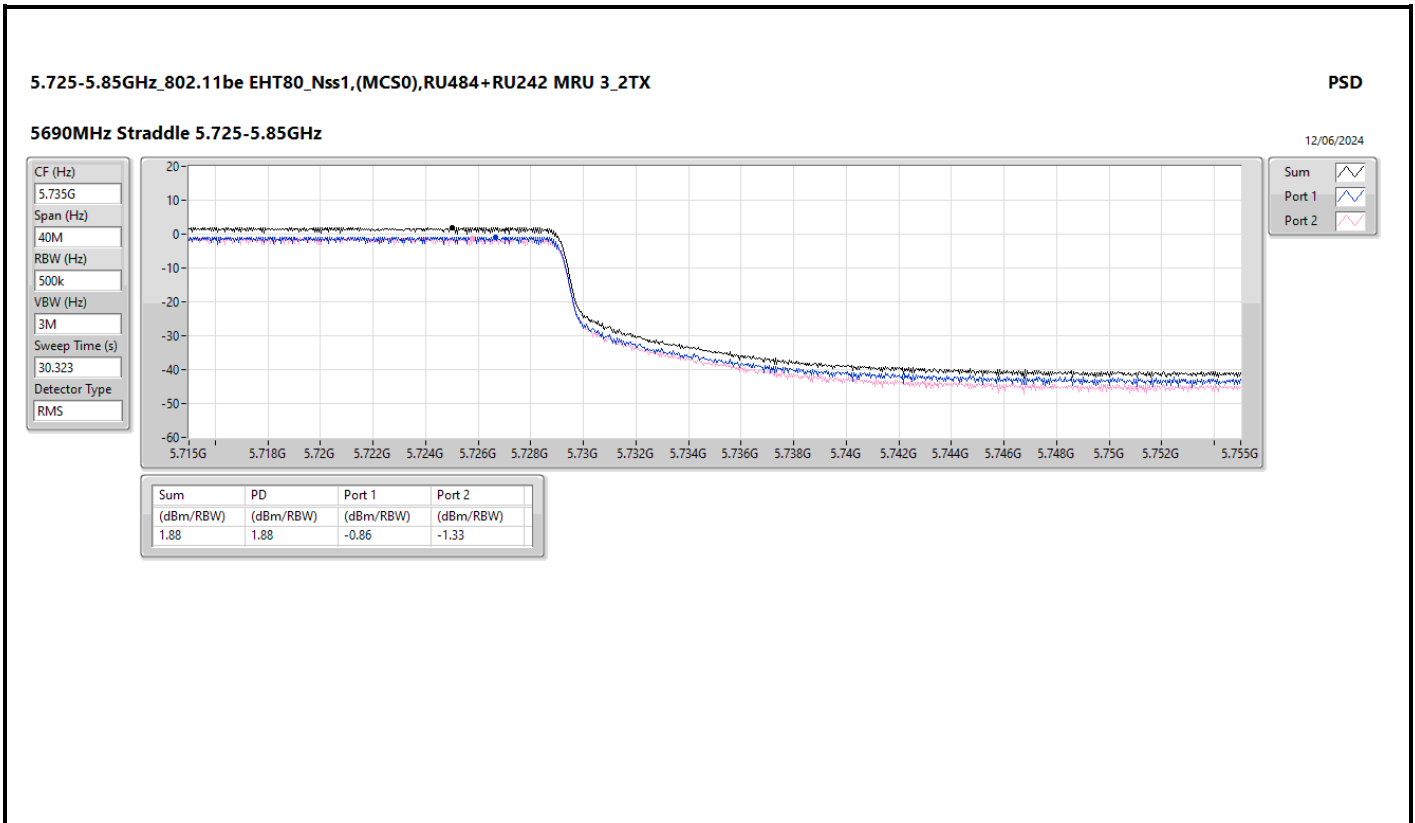


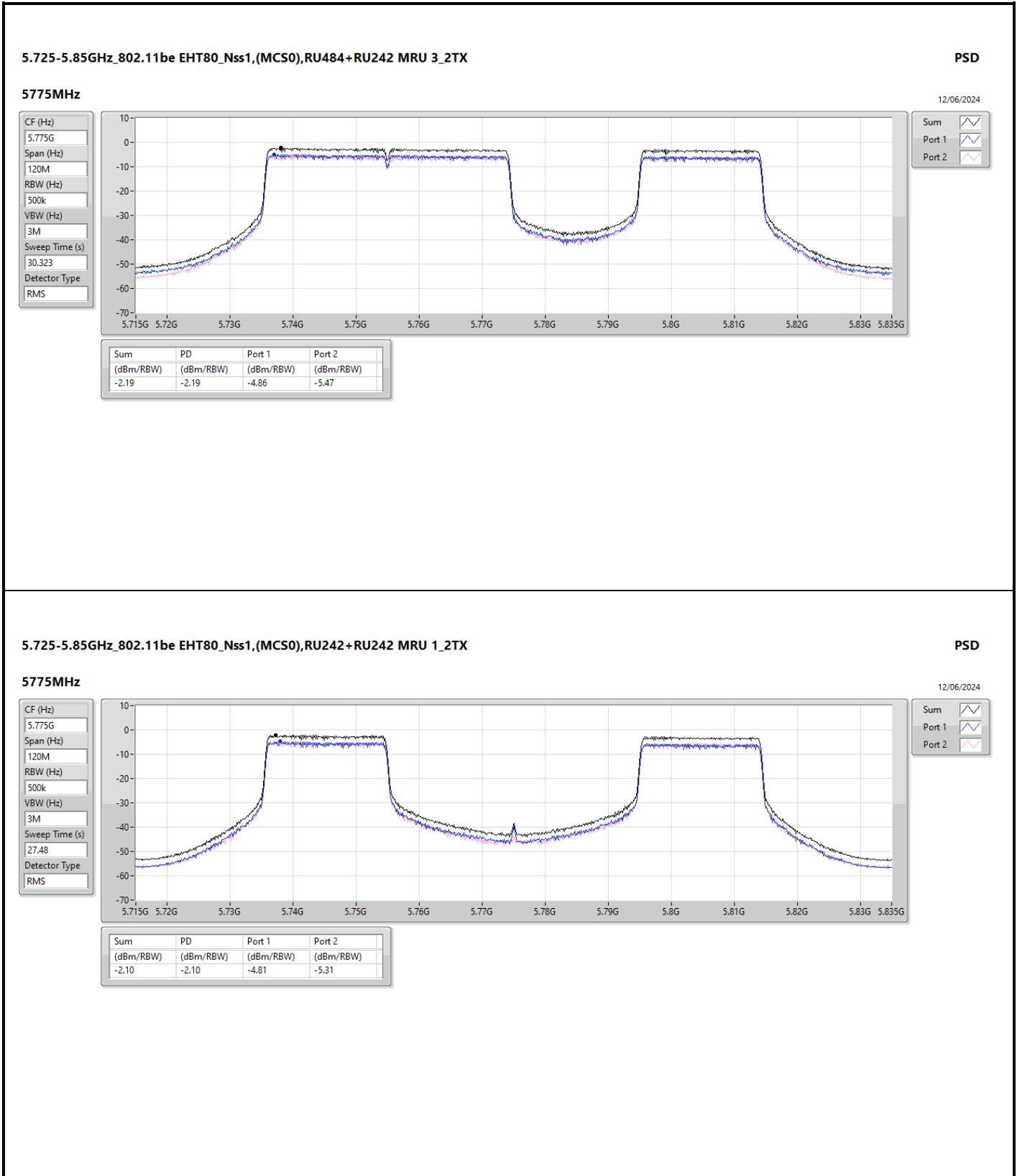


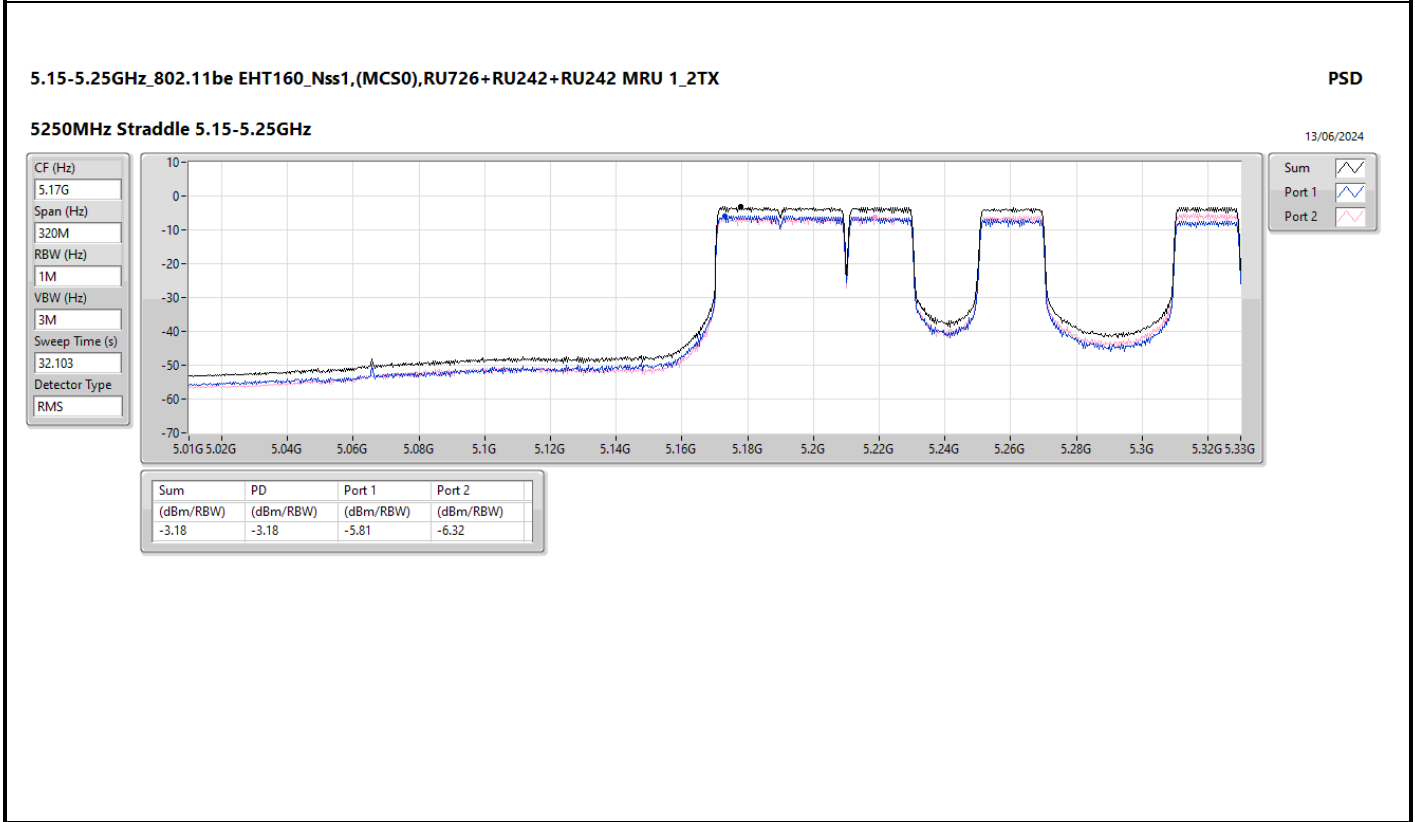
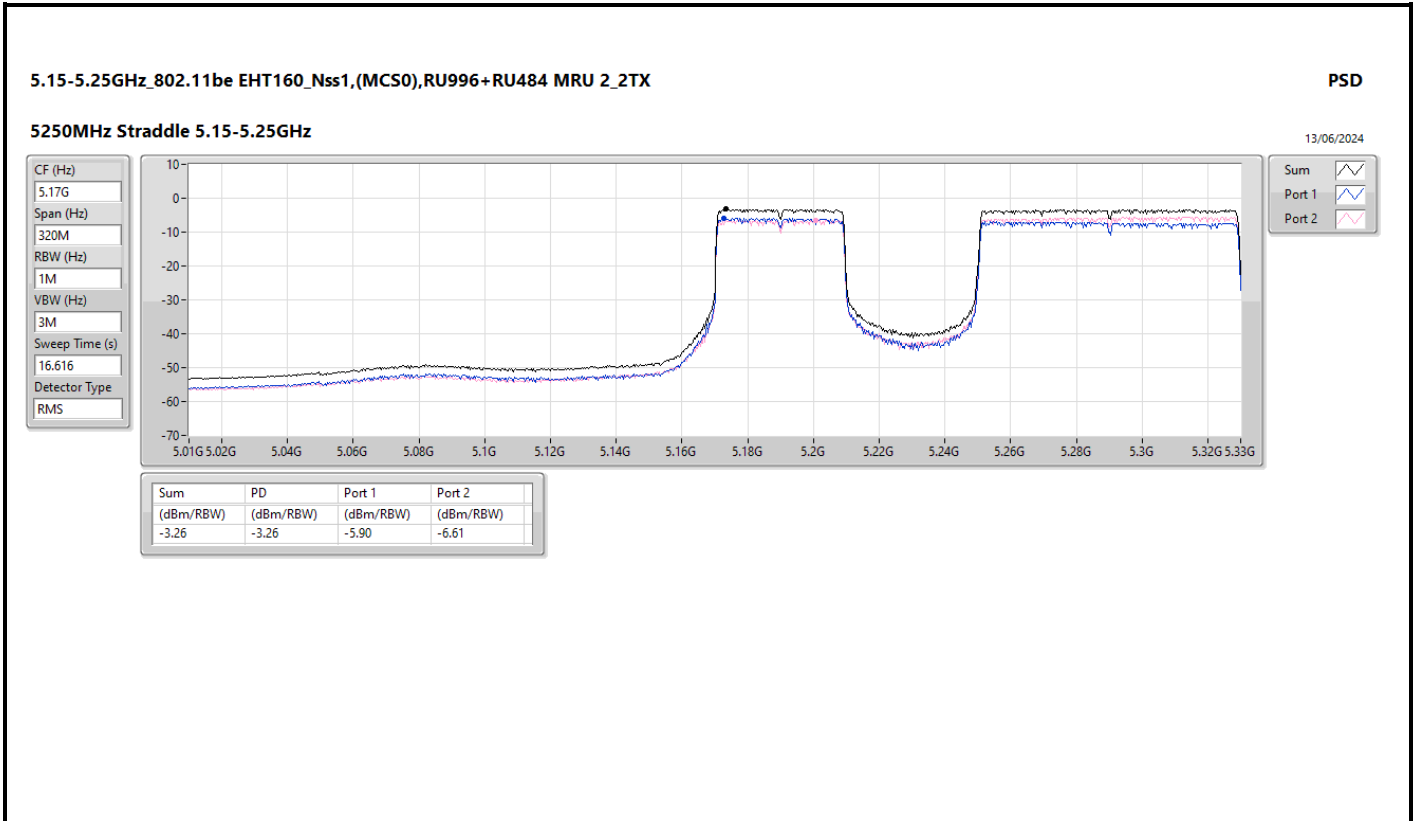


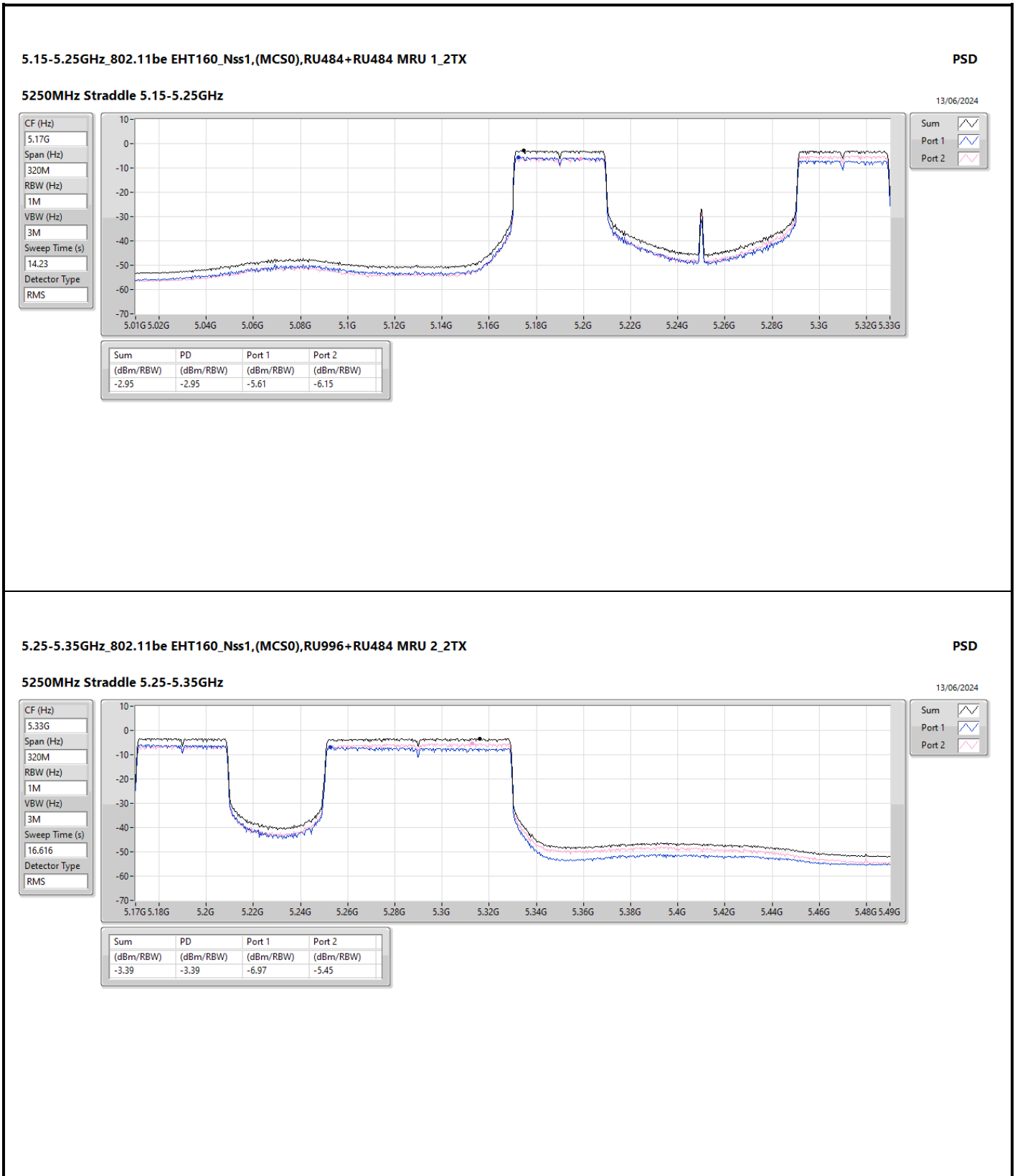


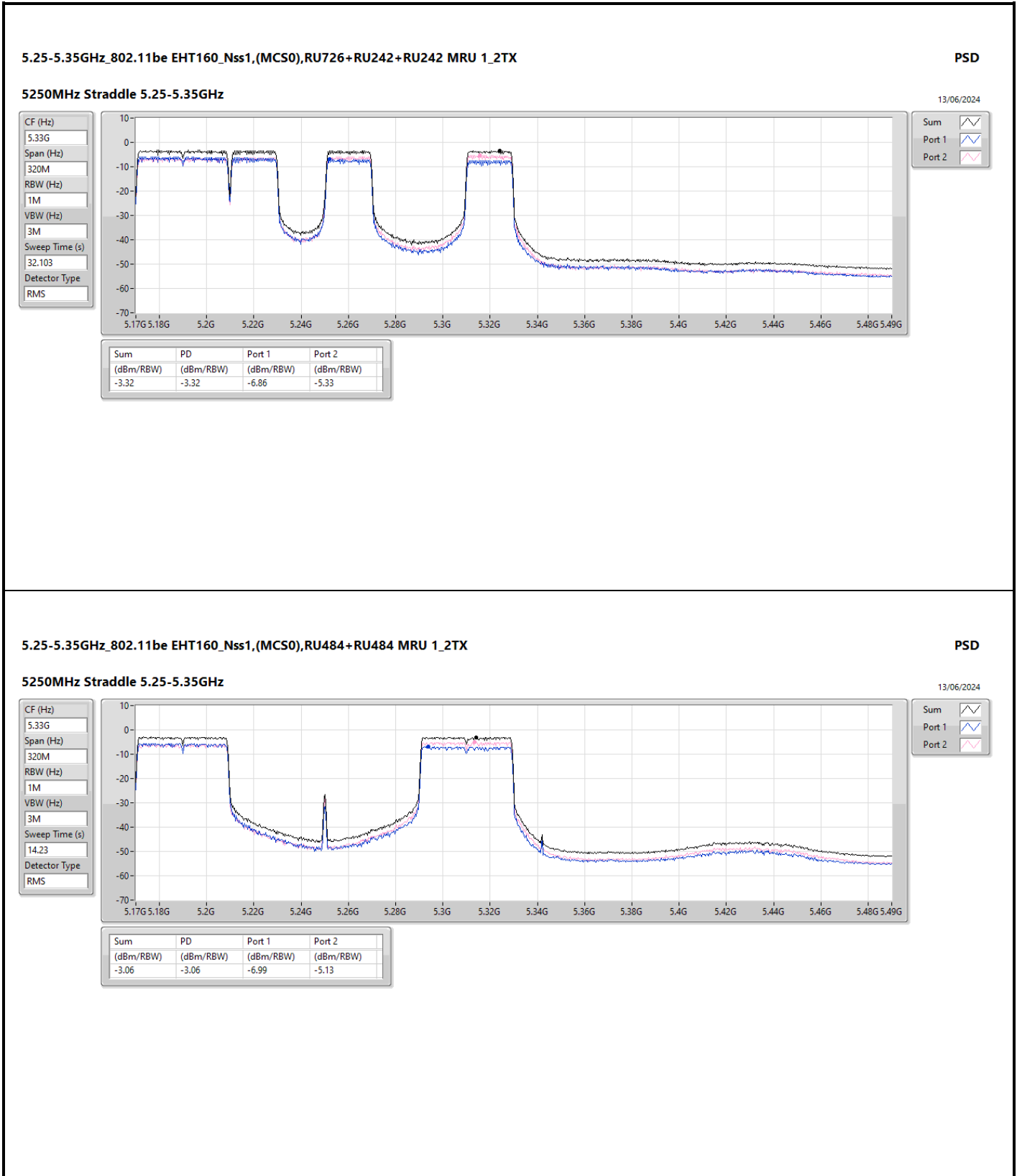


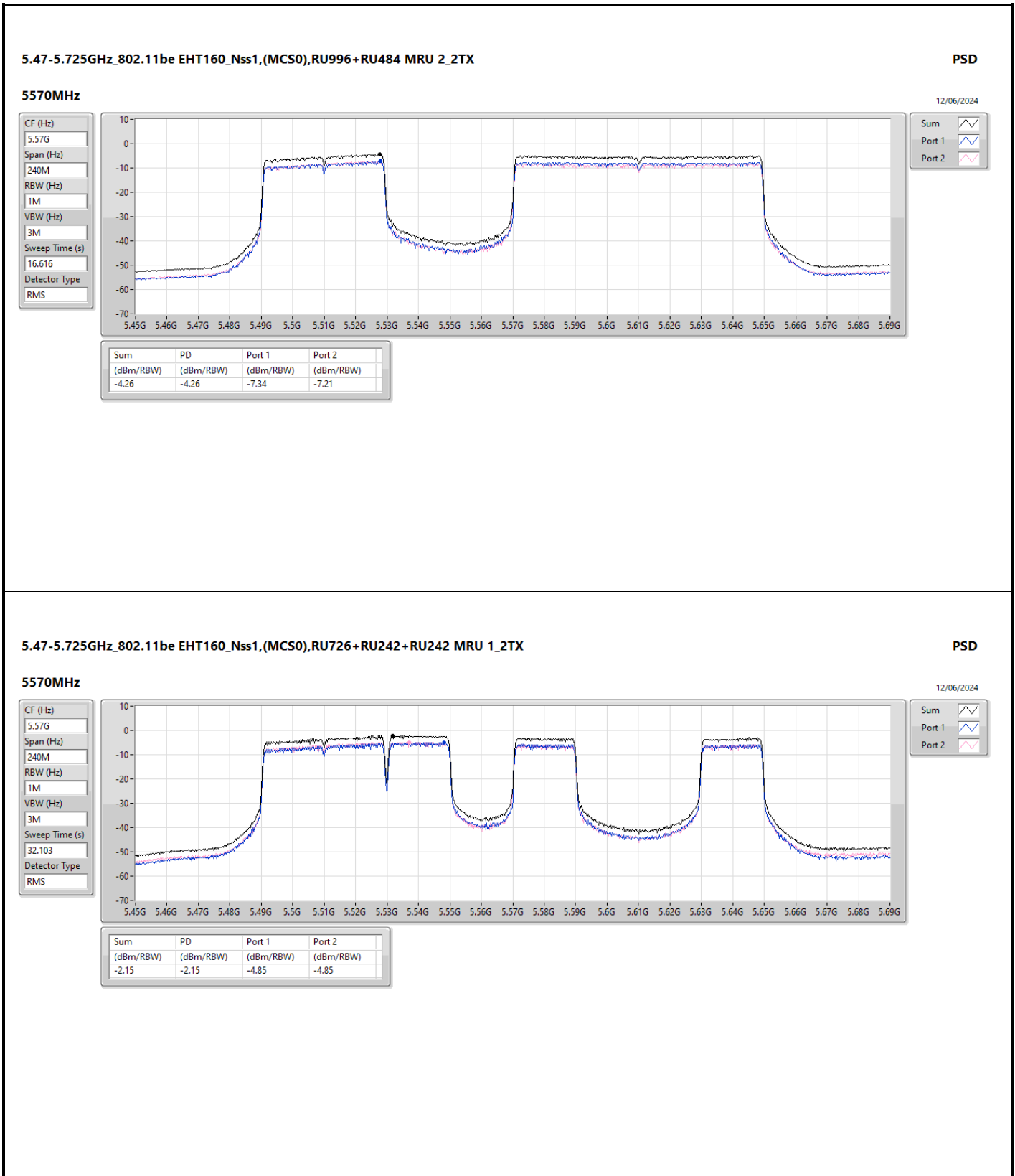


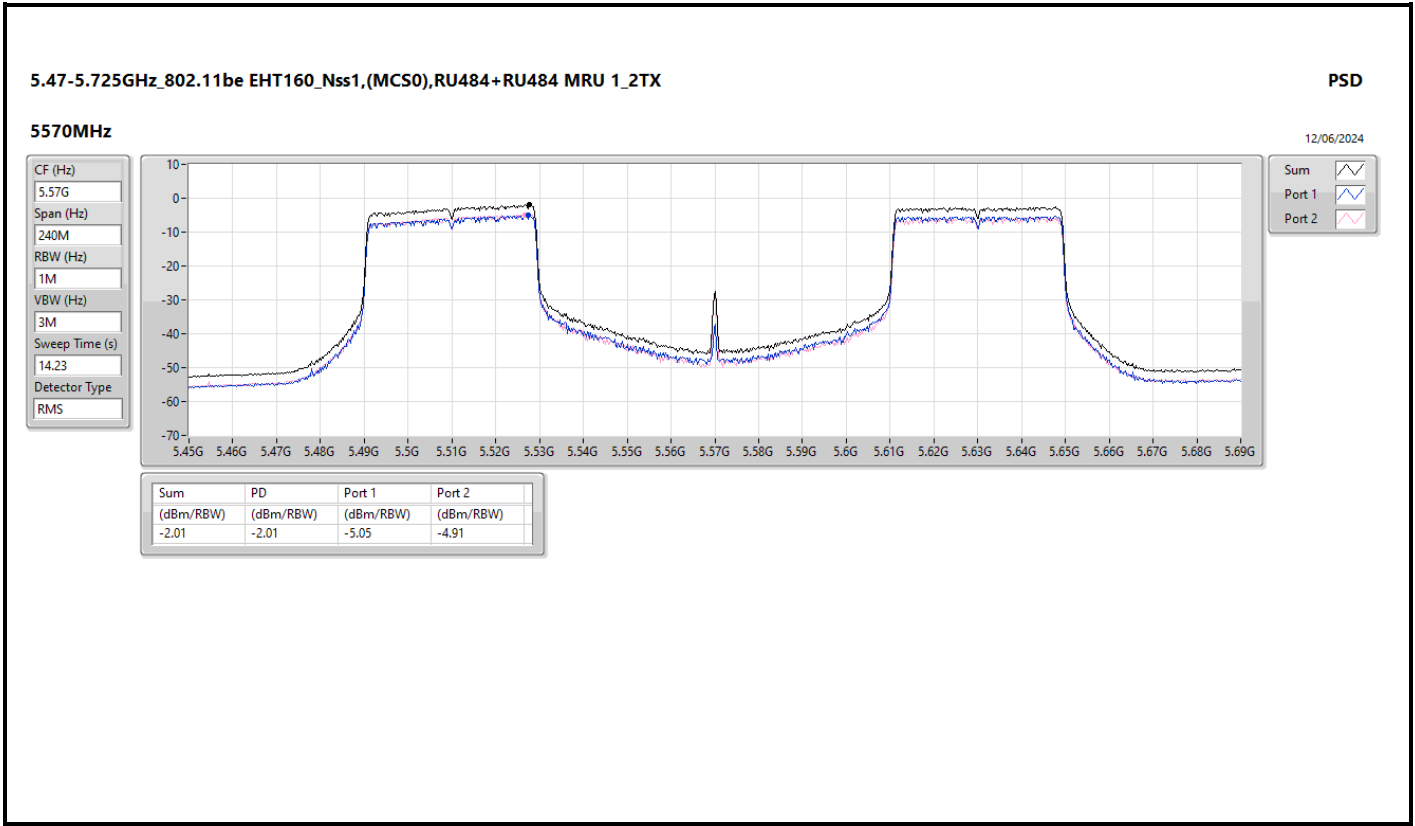














Summary

Mode	PD (dBm/RBW)
5.15-5.25GHz	-
802.11be EHT80_Nss1,(MCS0),RU484+RU242 MRU 3_4TX	3.29
802.11be EHT160_Nss1,(MCS0),RU726+RU242+RU242 MRU 1_4TX	-0.99
5.25-5.35GHz	-
802.11be EHT80_Nss1,(MCS0),RU242+RU242 MRU 1_4TX	2.47
802.11be EHT160_Nss1,(MCS0),RU726+RU242+RU242 MRU 1_4TX	-0.64
5.47-5.725GHz	-
802.11be EHT80_Nss1,(MCS0),RU242+RU242 MRU 1_4TX	4.02
802.11be EHT160_Nss1,(MCS0),RU726+RU242+RU242 MRU 1_4TX	-0.66
5.725-5.85GHz	-
802.11be EHT80_Nss1,(MCS0),RU242+RU242 MRU 1_4TX	2.38

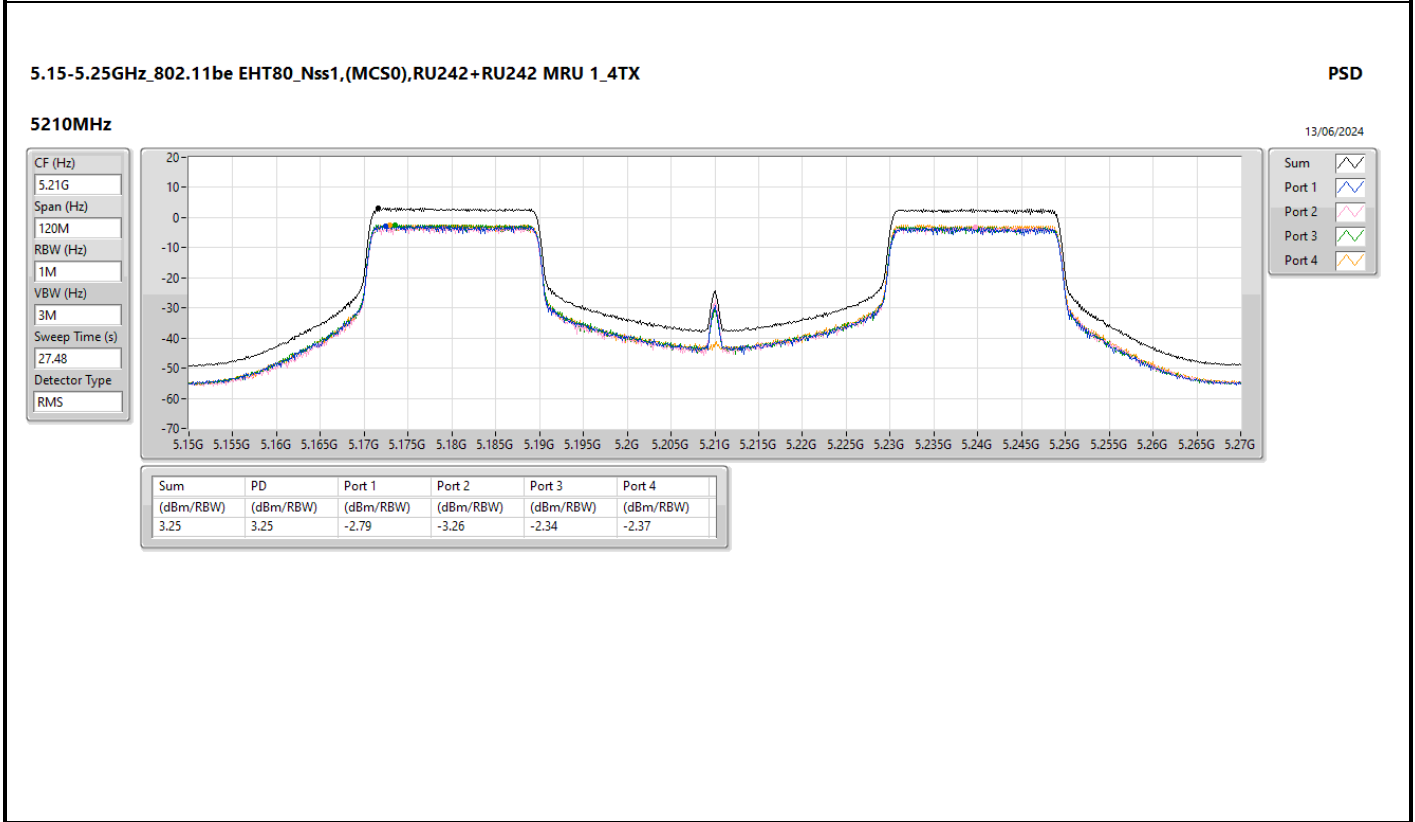
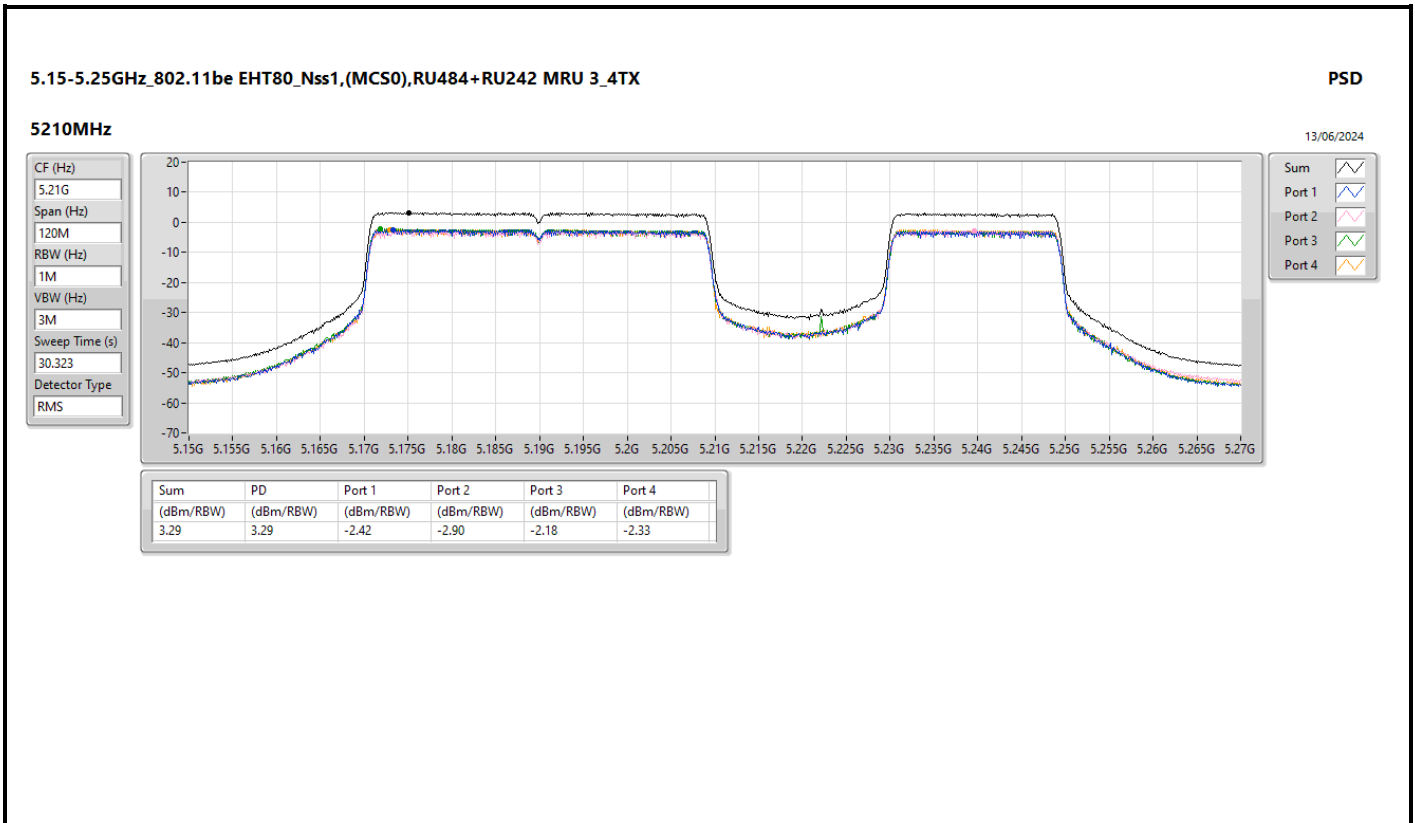
RBW = 500kHz for 5.725-5.85GHz band / 1MHz for other band;

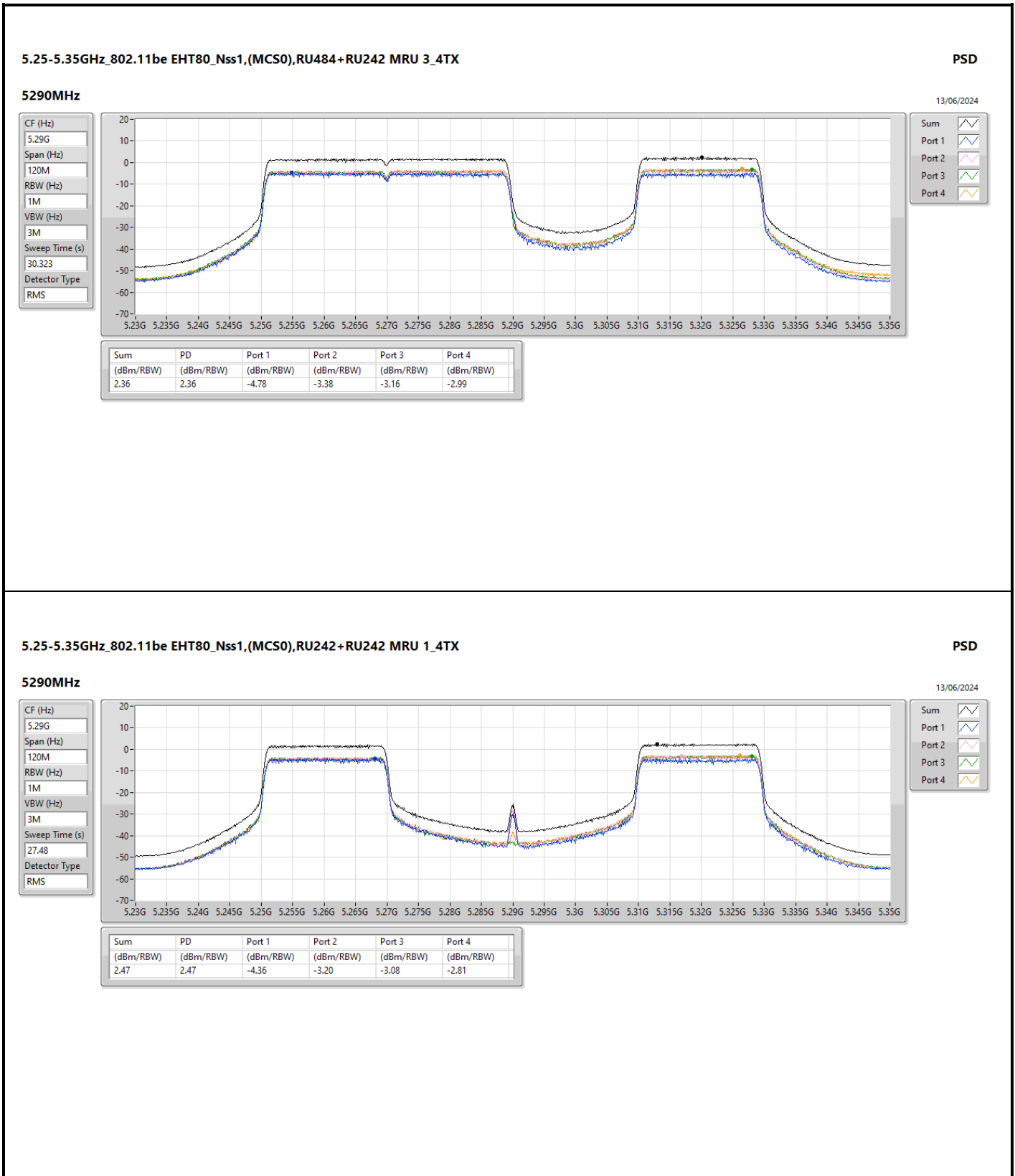


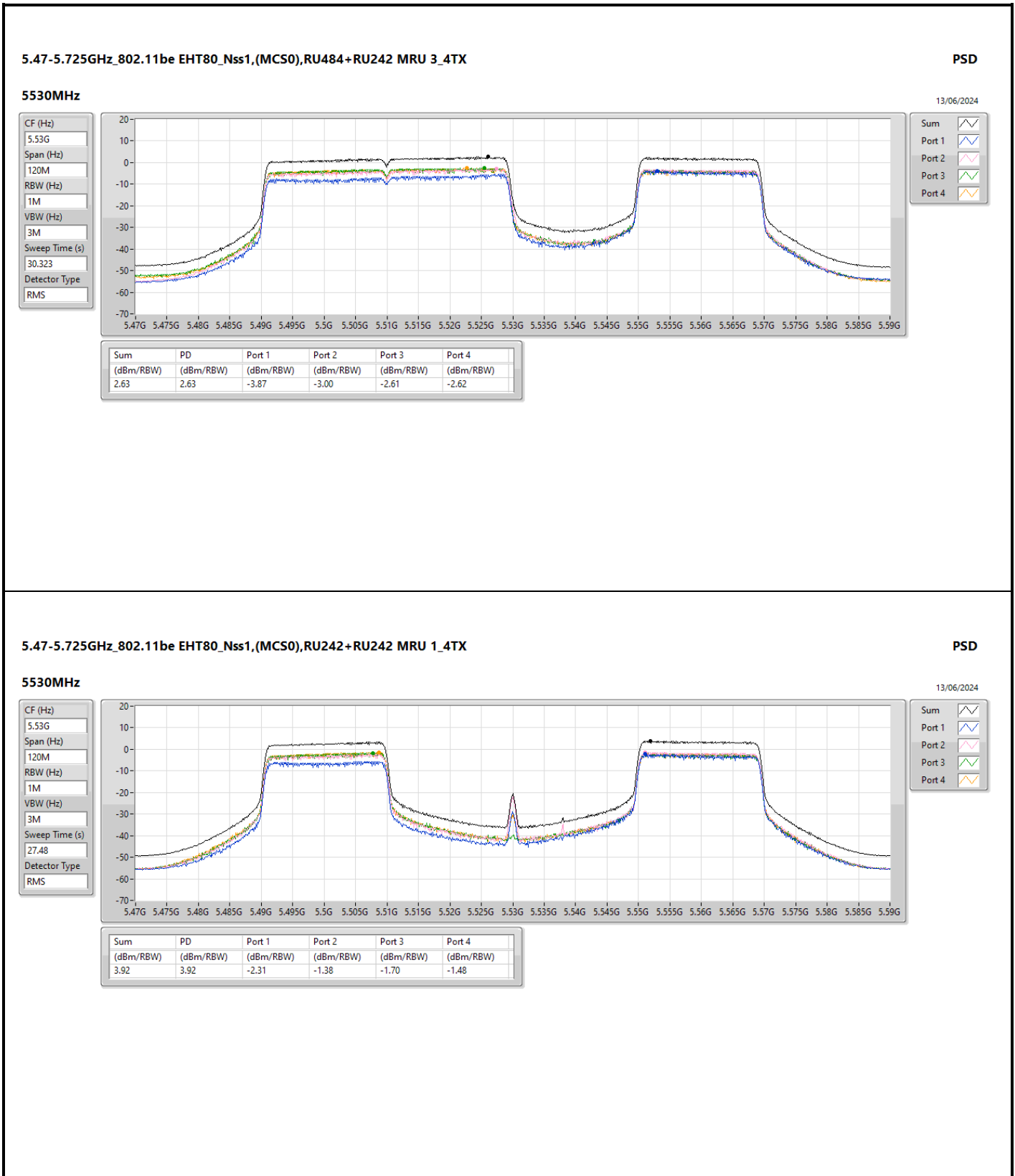
Result

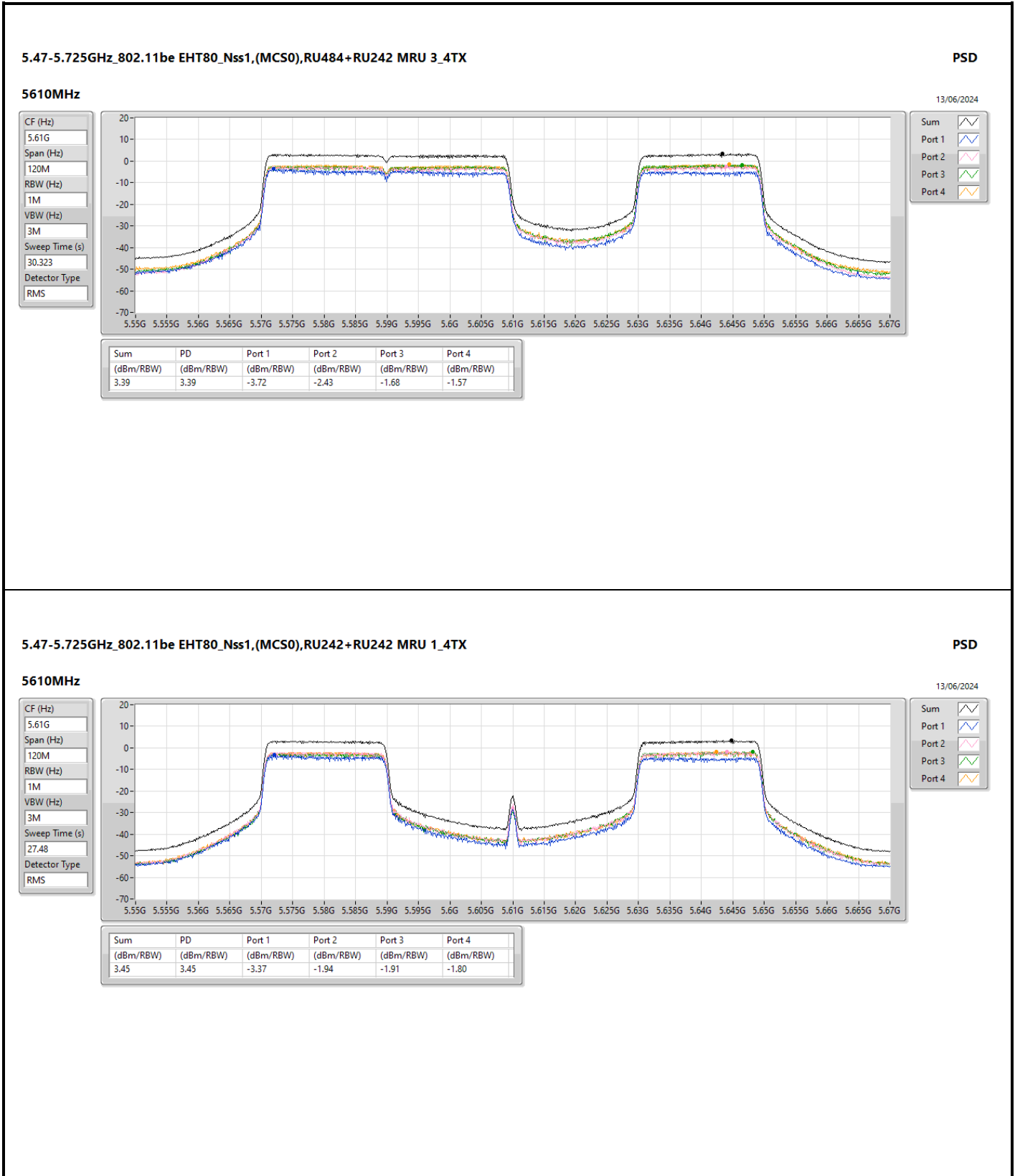
Mode	Result	DG (dBi)	Port 1 (dBm/RBW)	Port 2 (dBm/RBW)	Port 3 (dBm/RBW)	Port 4 (dBm/RBW)	PD (dBm/RBW)	PD Limit (dBm/RBW)
802.11be EHT80_Nss1,(MCS0),RU484+RU242 MRU 3_4TX	-	-	-	-	-	-	-	-
5210MHz	Pass	6.96	-2.42	-2.90	-2.18	-2.33	3.29	16.04
802.11be EHT80_Nss1,(MCS0),RU242+RU242 MRU 1_4TX	-	-	-	-	-	-	-	-
5210MHz	Pass	6.96	-2.79	-3.26	-2.34	-2.37	3.25	16.04
802.11be EHT80_Nss1,(MCS0),RU484+RU242 MRU 3_4TX	-	-	-	-	-	-	-	-
5290MHz	Pass	5.69	-4.78	-3.38	-3.16	-2.99	2.36	11.00
802.11be EHT80_Nss1,(MCS0),RU242+RU242 MRU 1_4TX	-	-	-	-	-	-	-	-
5290MHz	Pass	5.69	-4.36	-3.20	-3.08	-2.81	2.47	11.00
802.11be EHT80_Nss1,(MCS0),RU484+RU242 MRU 3_4TX	-	-	-	-	-	-	-	-
5530MHz	Pass	6.34	-3.87	-3.00	-2.61	-2.62	2.63	10.66
802.11be EHT80_Nss1,(MCS0),RU242+RU242 MRU 1_4TX	-	-	-	-	-	-	-	-
5530MHz	Pass	6.34	-2.31	-1.38	-1.70	-1.48	3.92	10.66
802.11be EHT80_Nss1,(MCS0),RU484+RU242 MRU 3_4TX	-	-	-	-	-	-	-	-
5610MHz	Pass	6.34	-3.72	-2.43	-1.68	-1.57	3.39	10.66
802.11be EHT80_Nss1,(MCS0),RU242+RU242 MRU 1_4TX	-	-	-	-	-	-	-	-
5610MHz	Pass	6.34	-3.37	-1.94	-1.91	-1.80	3.45	10.66
802.11be EHT80_Nss1,(MCS0),RU484+RU242 MRU 3_4TX	-	-	-	-	-	-	-	-
5690MHz Straddle 5.47-5.725GHz	Pass	6.34	-3.07	-1.54	-1.38	-1.13	3.98	10.66
802.11be EHT80_Nss1,(MCS0),RU242+RU242 MRU 1_4TX	-	-	-	-	-	-	-	-
5690MHz Straddle 5.47-5.725GHz	Pass	6.34	-2.93	-1.48	-1.50	-1.24	4.02	10.66
802.11be EHT80_Nss1,(MCS0),RU484+RU242 MRU 3_4TX	-	-	-	-	-	-	-	-
5690MHz Straddle 5.725-5.85GHz	Pass	5.28	-4.58	-3.45	-3.05	-3.31	2.26	30.00
802.11be EHT80_Nss1,(MCS0),RU242+RU242 MRU 1_4TX	-	-	-	-	-	-	-	-
5690MHz Straddle 5.725-5.85GHz	Pass	5.28	-4.58	-3.28	-3.00	-3.18	2.38	30.00
802.11be EHT80_Nss1,(MCS0),RU484+RU242 MRU 3_4TX	-	-	-	-	-	-	-	-
5775MHz	Pass	5.28	-5.86	-4.58	-3.99	-4.15	1.15	30.00
802.11be EHT80_Nss1,(MCS0),RU242+RU242 MRU 1_4TX	-	-	-	-	-	-	-	-
5775MHz	Pass	5.28	-5.89	-4.36	-4.22	-4.16	1.08	30.00
802.11be EHT160_Nss1,(MCS0),RU996+RU484 MRU 2_4TX	-	-	-	-	-	-	-	-
5250MHz Straddle 5.15-5.25GHz	Pass	6.96	-8.61	-9.45	-8.10	-8.75	-2.75	16.04
802.11be EHT160_Nss1,(MCS0),RU726+RU242+RU242 MRU 1_4TX	-	-	-	-	-	-	-	-
5250MHz Straddle 5.15-5.25GHz	Pass	6.96	-6.81	-7.29	-6.10	-6.70	-0.99	16.04
802.11be EHT160_Nss1,(MCS0),RU484+RU484 MRU 1_4TX	-	-	-	-	-	-	-	-
5250MHz Straddle 5.15-5.25GHz	Pass	6.96	-7.42	-8.09	-6.71	-7.39	-1.59	16.04
802.11be EHT160_Nss1,(MCS0),RU996+RU484 MRU 2_4TX	-	-	-	-	-	-	-	-
5250MHz Straddle 5.25-5.35GHz	Pass	5.69	-9.49	-8.45	-8.21	-7.75	-2.58	11.00
802.11be EHT160_Nss1,(MCS0),RU726+RU242+RU242 MRU 1_4TX	-	-	-	-	-	-	-	-
5250MHz Straddle 5.25-5.35GHz	Pass	5.69	-7.68	-6.36	-6.19	-5.76	-0.64	11.00
802.11be EHT160_Nss1,(MCS0),RU484+RU484 MRU 1_4TX	-	-	-	-	-	-	-	-
5250MHz Straddle 5.25-5.35GHz	Pass	5.69	-8.56	-7.09	-6.92	-6.53	-1.35	11.00
802.11be EHT160_Nss1,(MCS0),RU996+RU484 MRU 2_4TX	-	-	-	-	-	-	-	-
5570MHz	Pass	6.34	-10.51	-8.34	-8.07	-7.35	-2.61	10.66
802.11be EHT160_Nss1,(MCS0),RU726+RU242+RU242 MRU 1_4TX	-	-	-	-	-	-	-	-
5570MHz	Pass	6.34	-7.95	-6.29	-5.94	-5.23	-0.66	10.66
802.11be EHT160_Nss1,(MCS0),RU484+RU484 MRU 1_4TX	-	-	-	-	-	-	-	-
5570MHz	Pass	6.34	-9.93	-7.19	-6.49	-5.71	-1.12	10.66

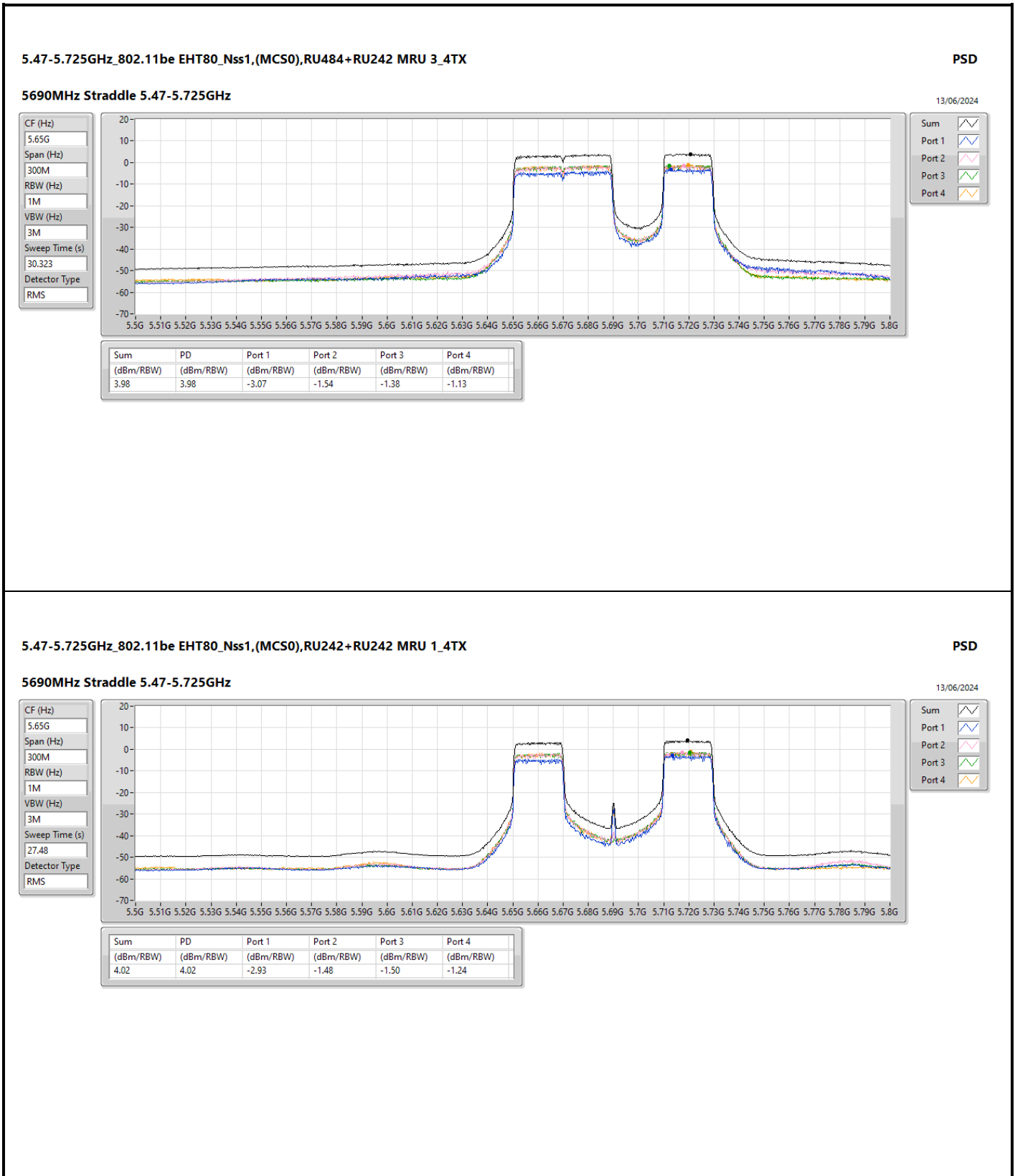
DG = Directional Gain; RBW = 500kHz for 5.725-5.85GHz band / 1MHz for other band;
 PD = trace bin-by-bin of each transmits port summing can be performed maximum power density; Port X = Port X Power Density;
 Inf = There's no restriction for the limit.

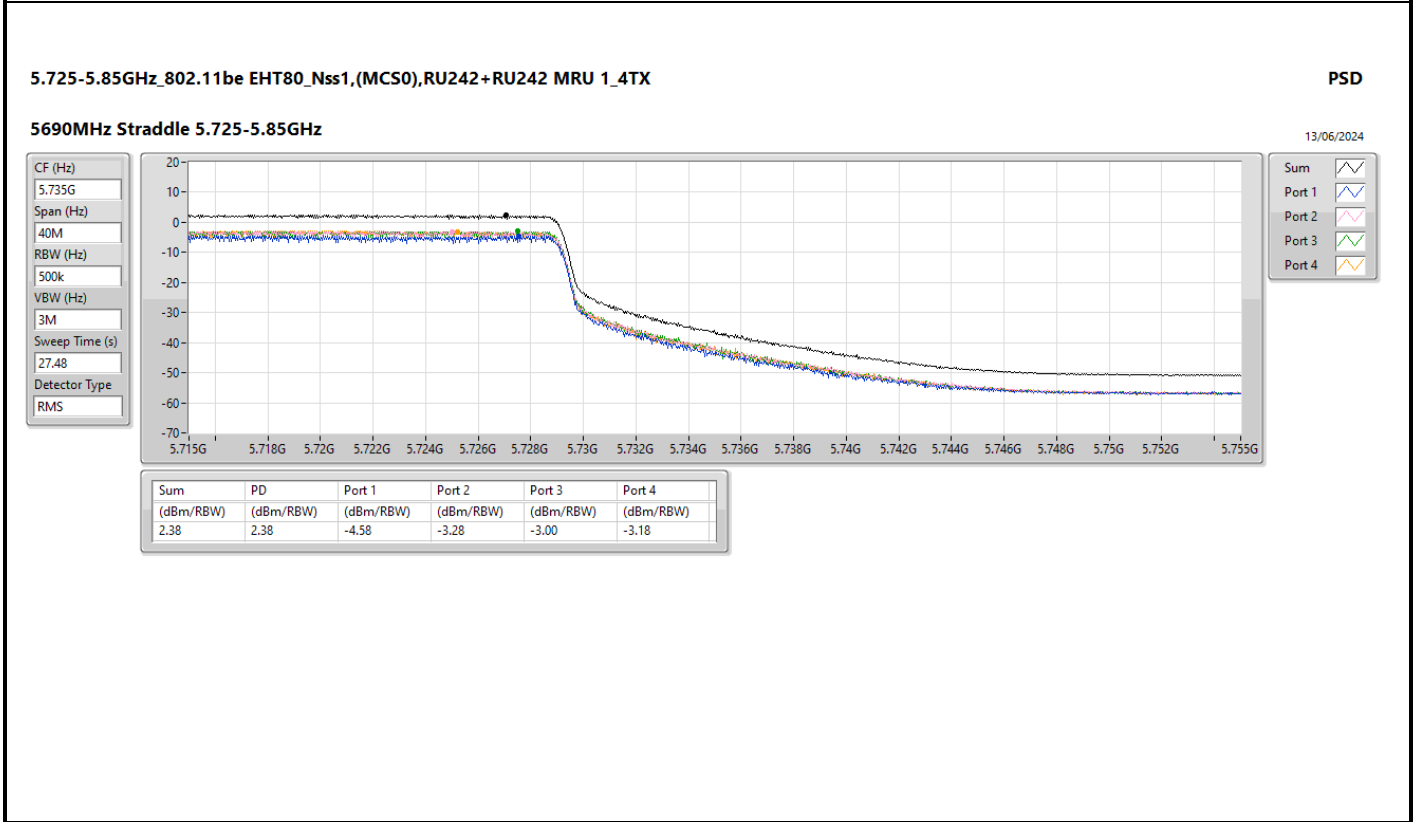
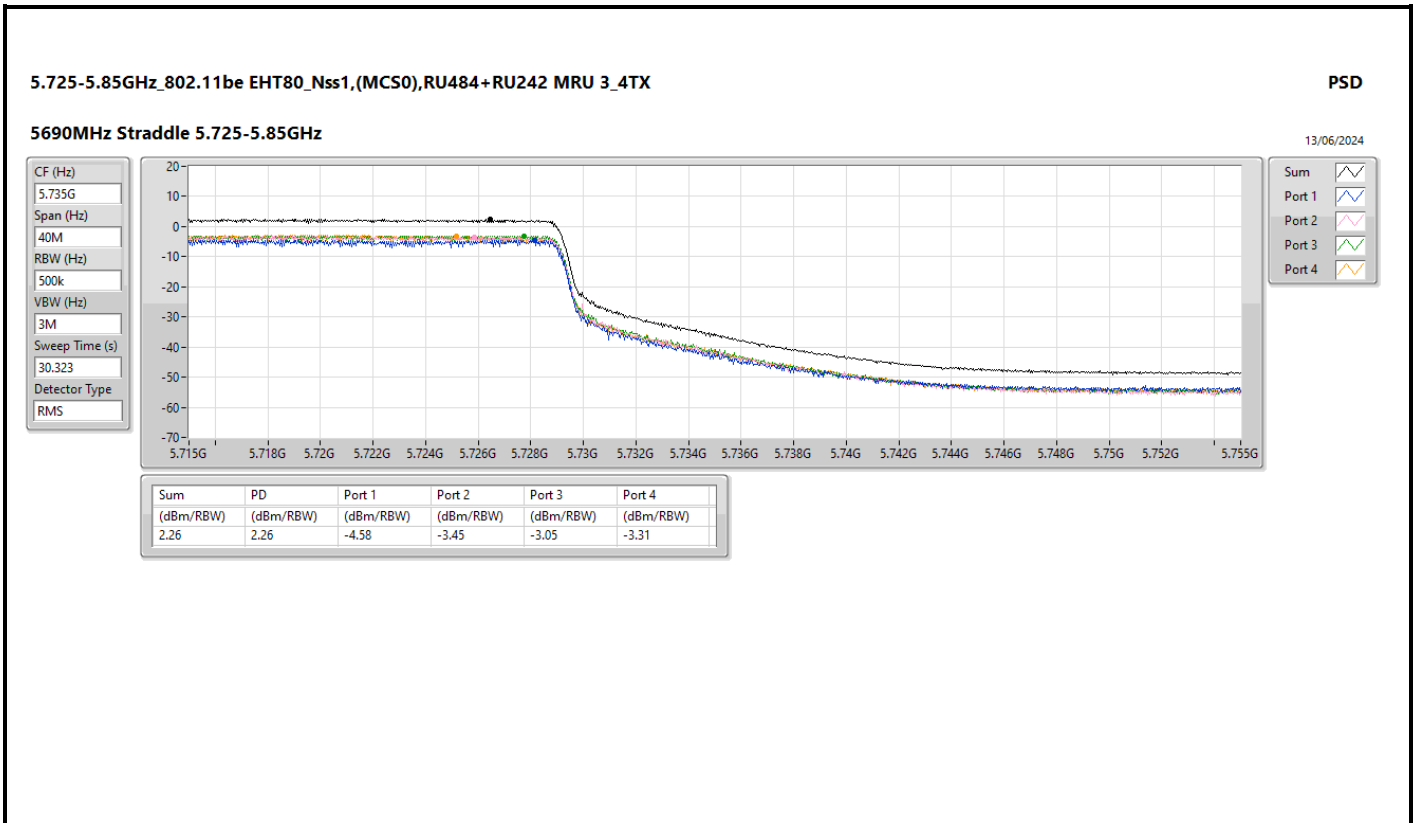


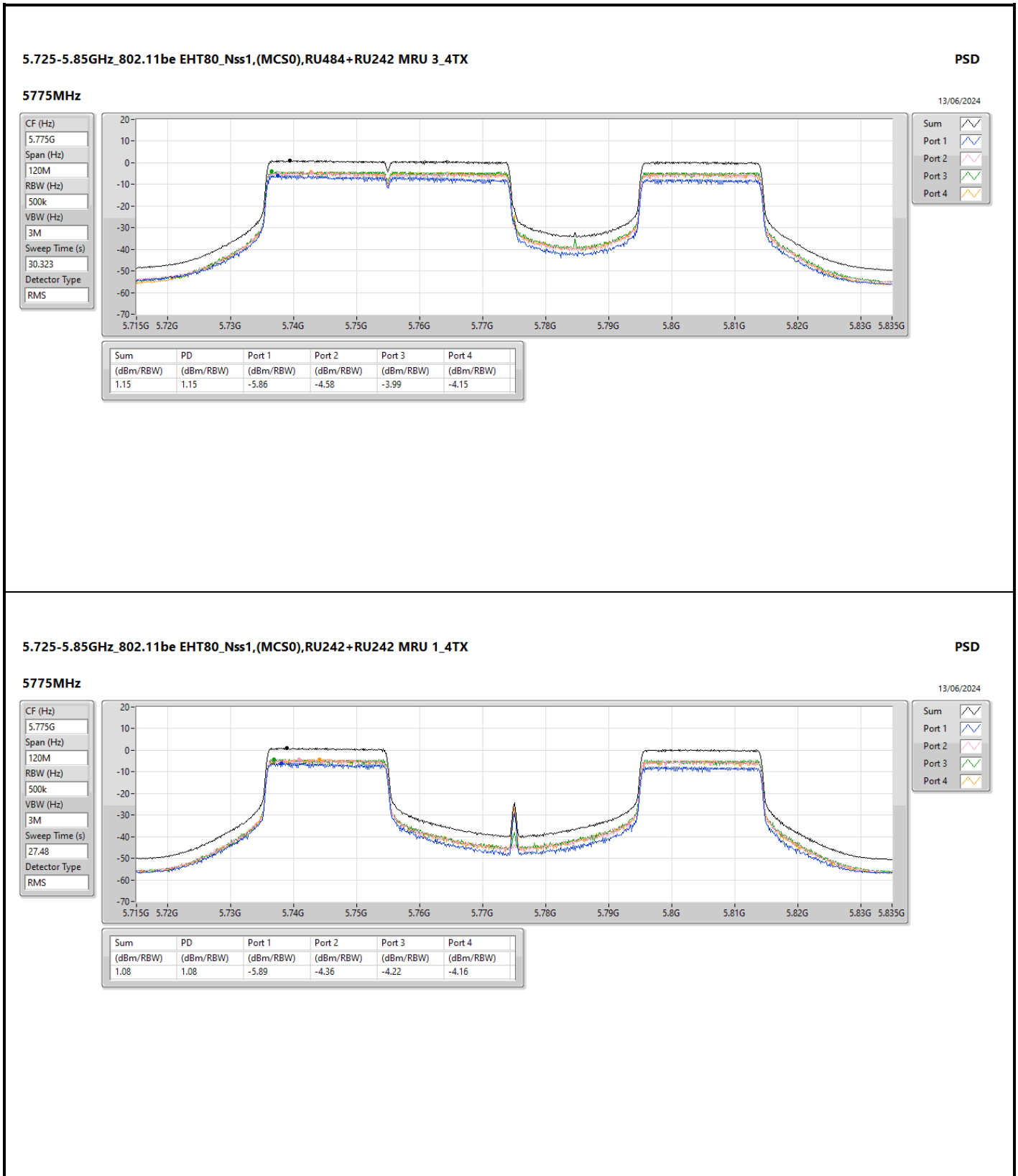


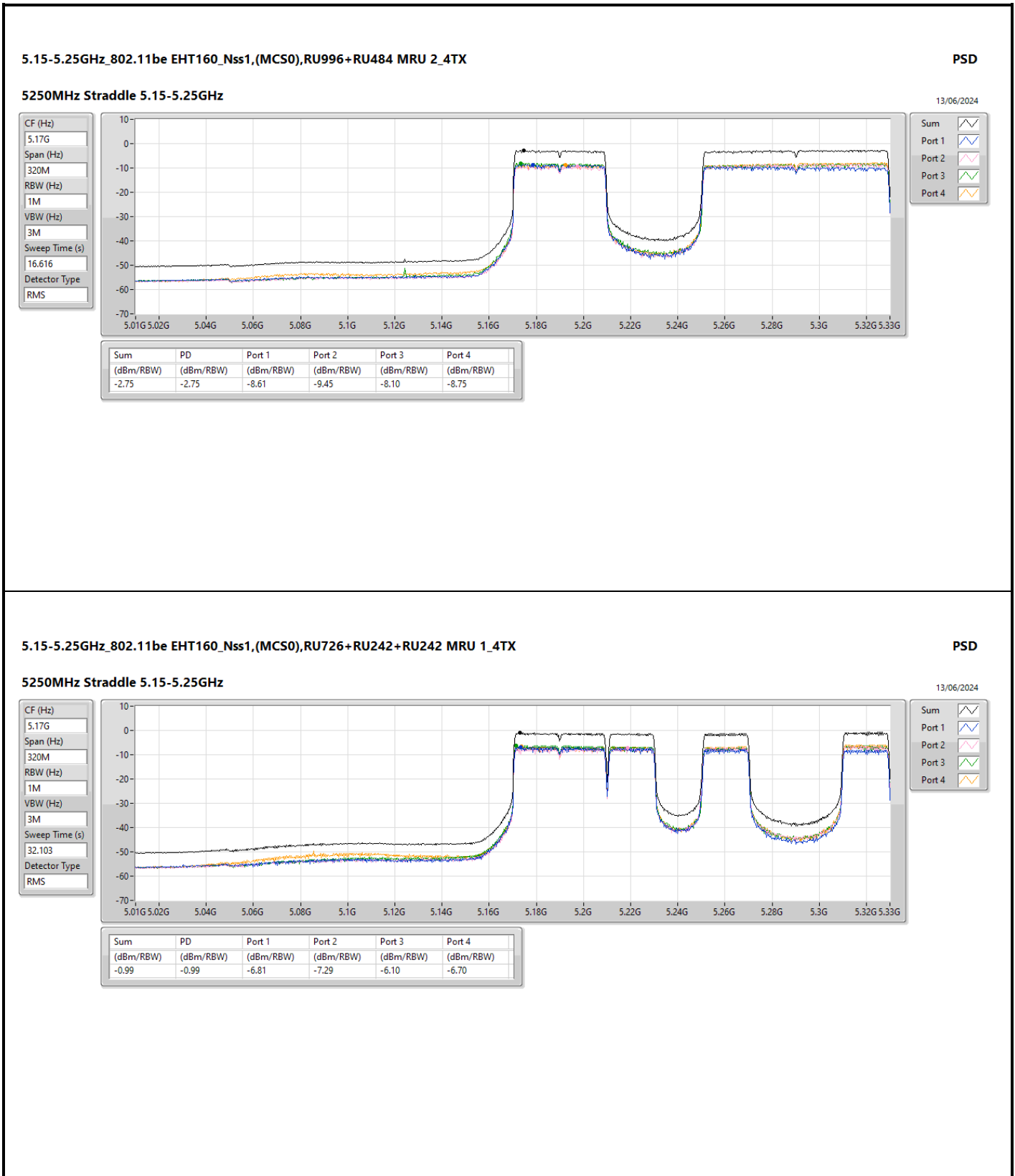


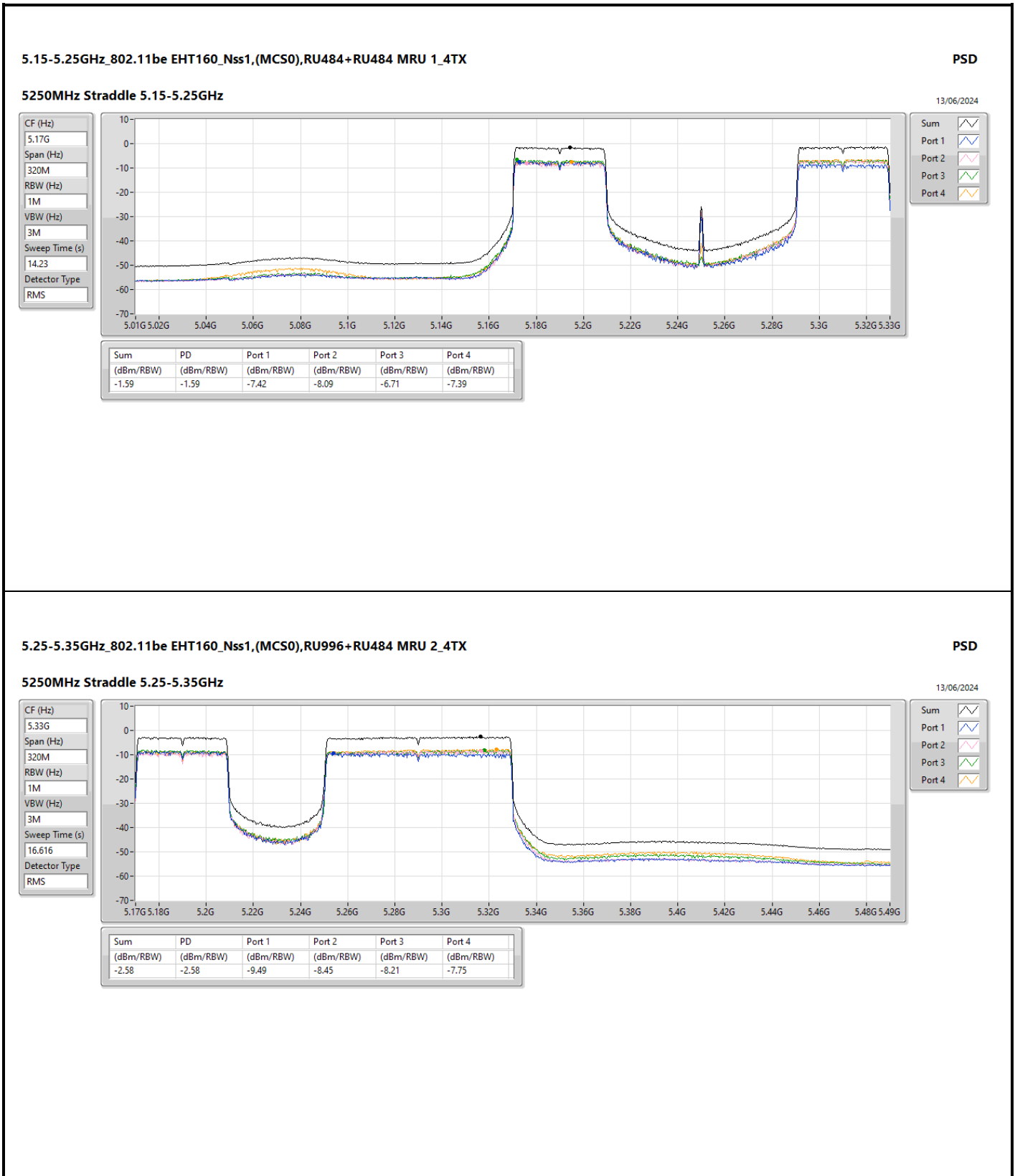


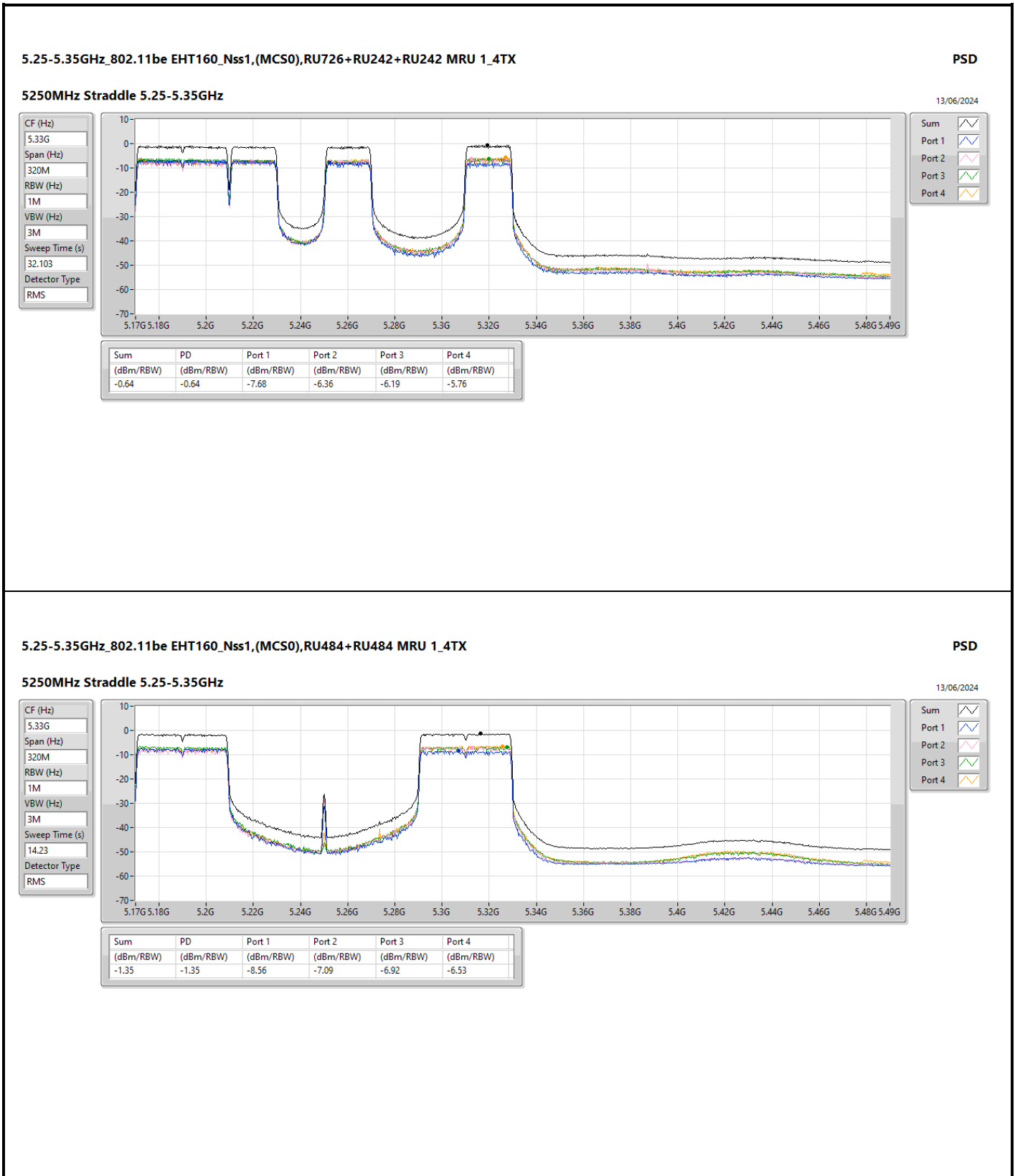


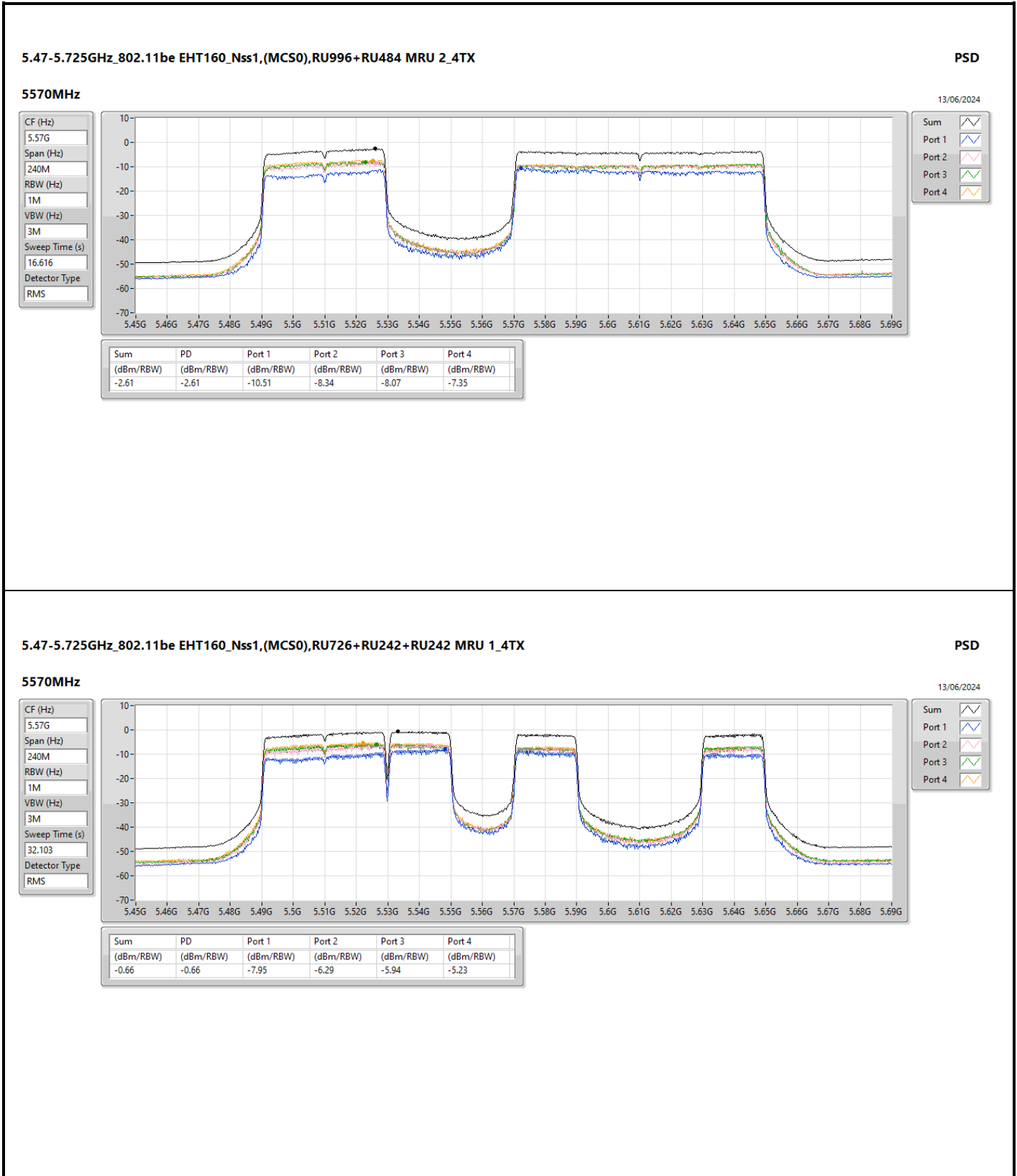


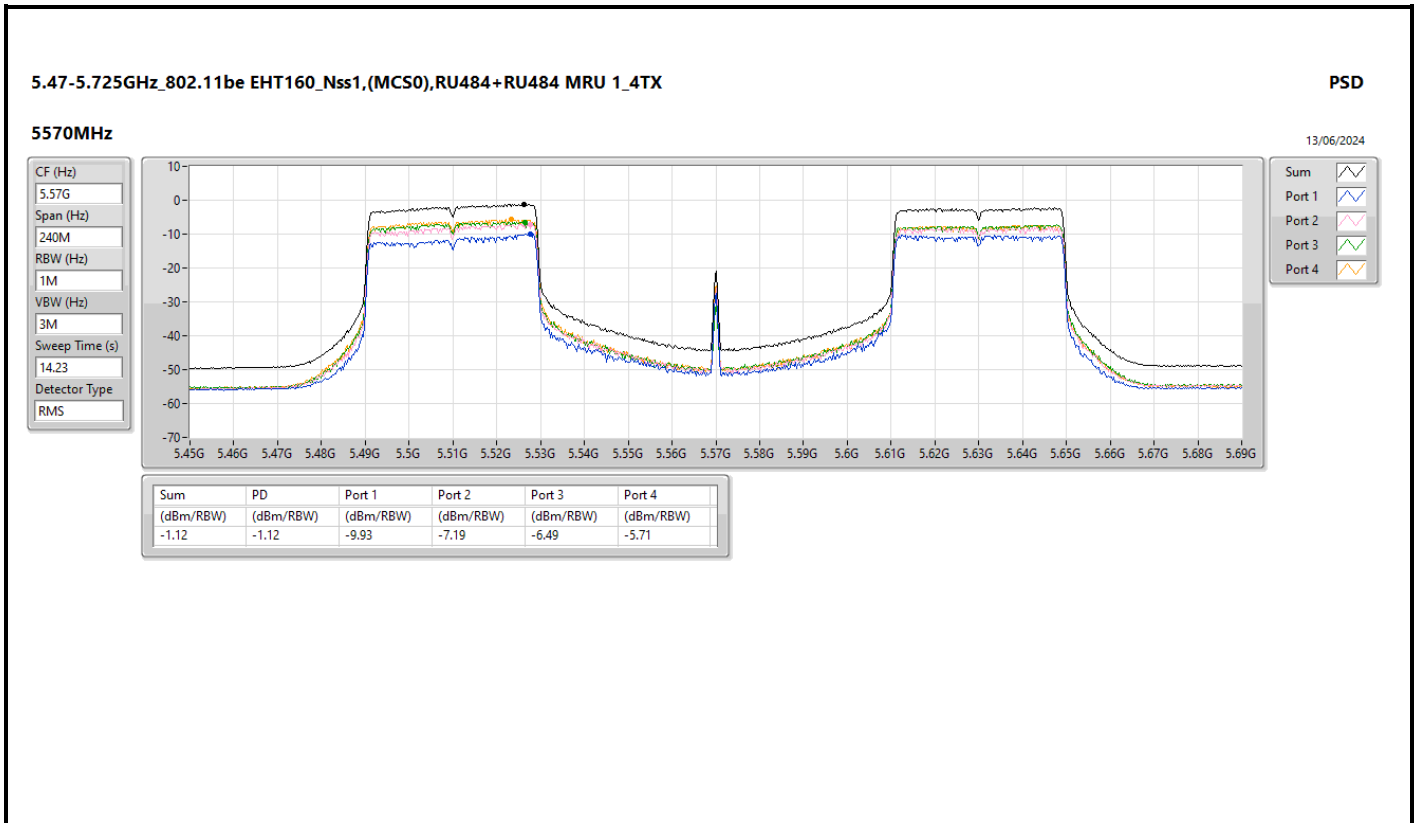














Summary

Mode	PD (dBm/RBW)
5.15-5.25GHz	-
802.11be EHT80_Nss1,(MCS14),RU484+RU242 CP 3_1TX	-1.69
802.11be EHT160_Nss1,(MCS14),RU996+RU484 CP 2_1TX	-6.76
5.25-5.35GHz	-
802.11be EHT80_Nss1,(MCS14),RU484+RU242 CP 1_1TX	-1.88
802.11be EHT160_Nss1,(MCS14),RU996+RU484 CP 2_1TX	-6.51
5.47-5.725GHz	-
802.11be EHT80_Nss1,(MCS14),RU484+RU242 CP 1_1TX	2.15
802.11be EHT160_Nss1,(MCS14),RU996+RU484 CP 3_1TX	-6.59
5.725-5.85GHz	-
802.11be EHT80_Nss1,(MCS14),RU484+RU242 CP 3_1TX	0.85

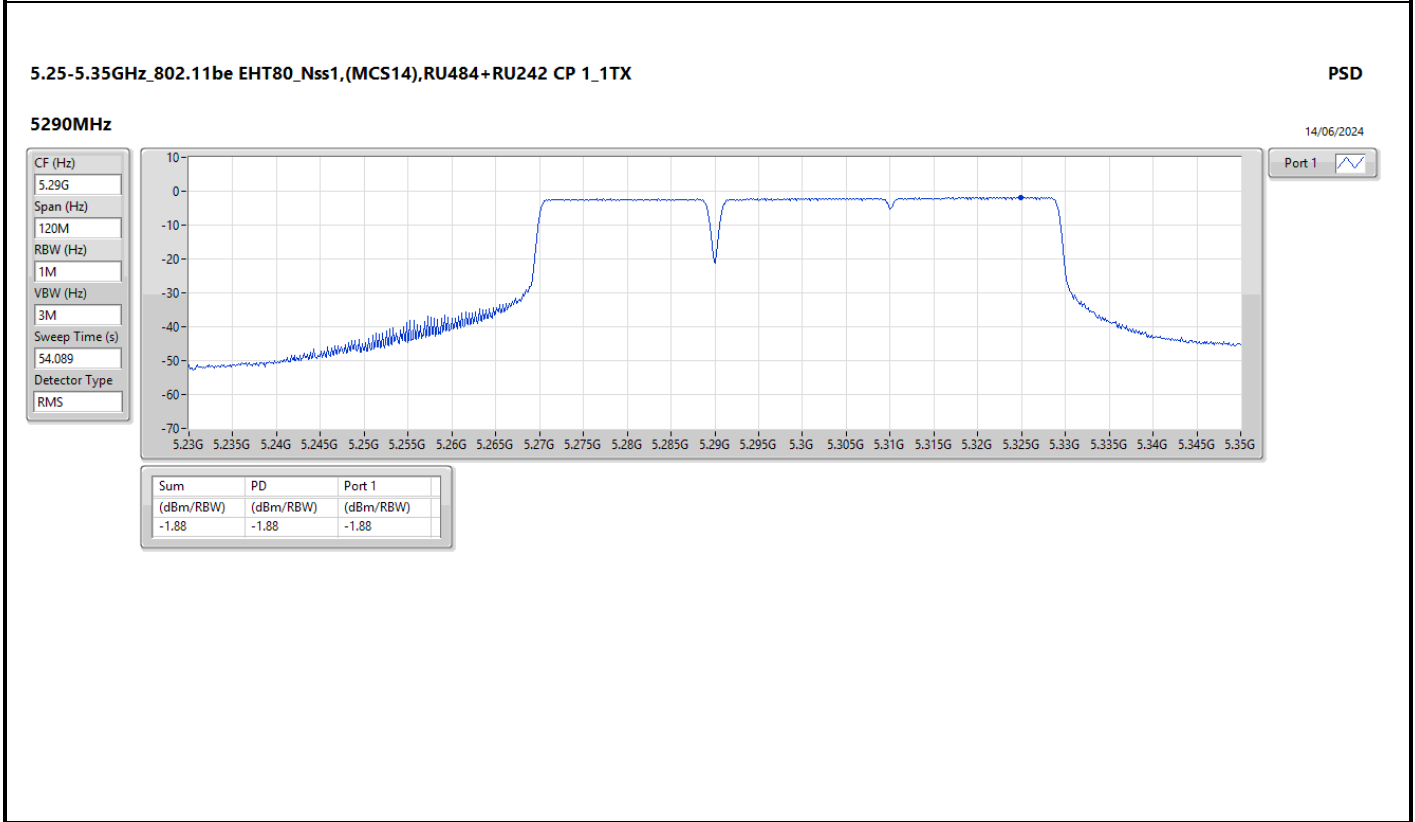
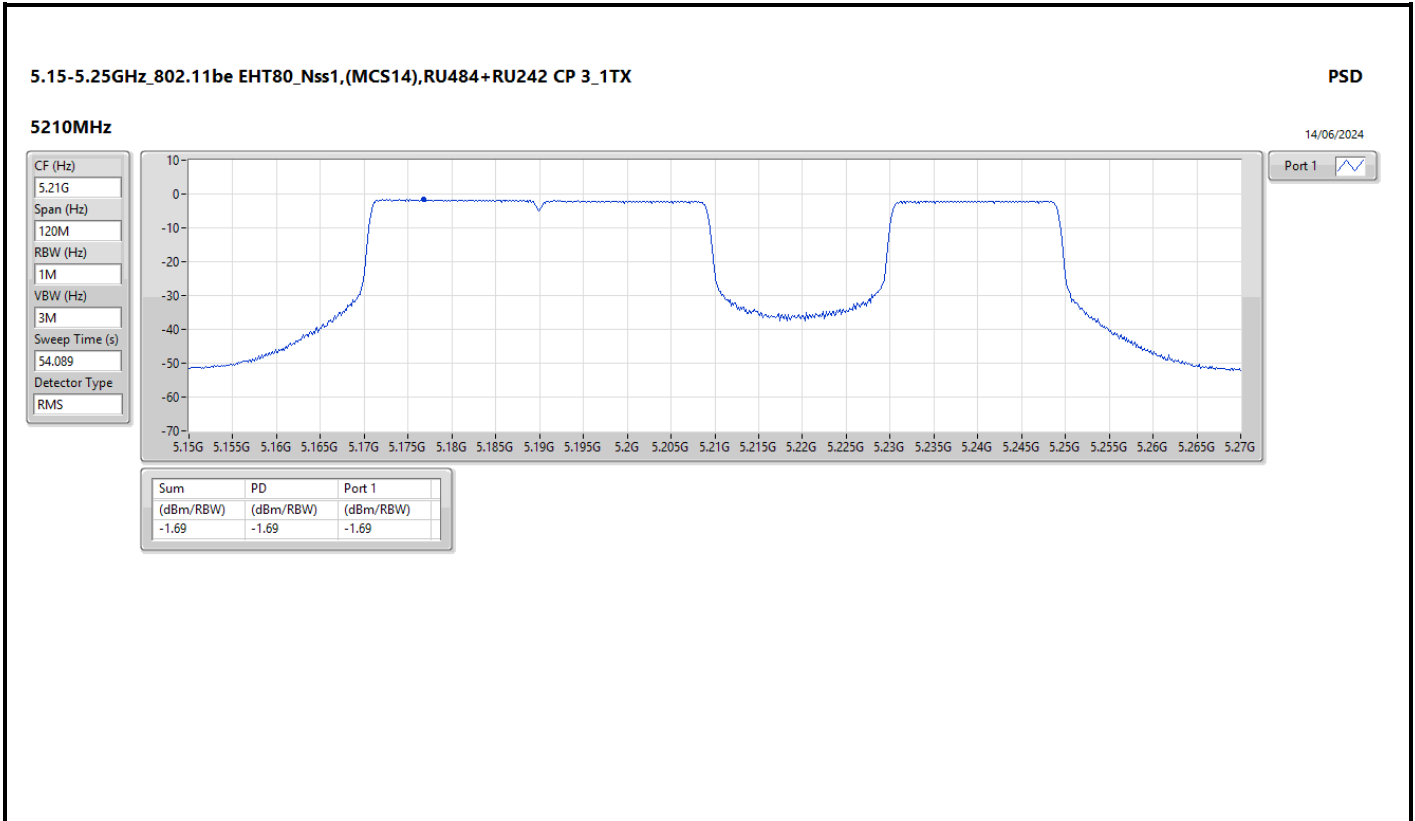
RBW = 500kHz for 5.725-5.85GHz band / 1MHz for other band;

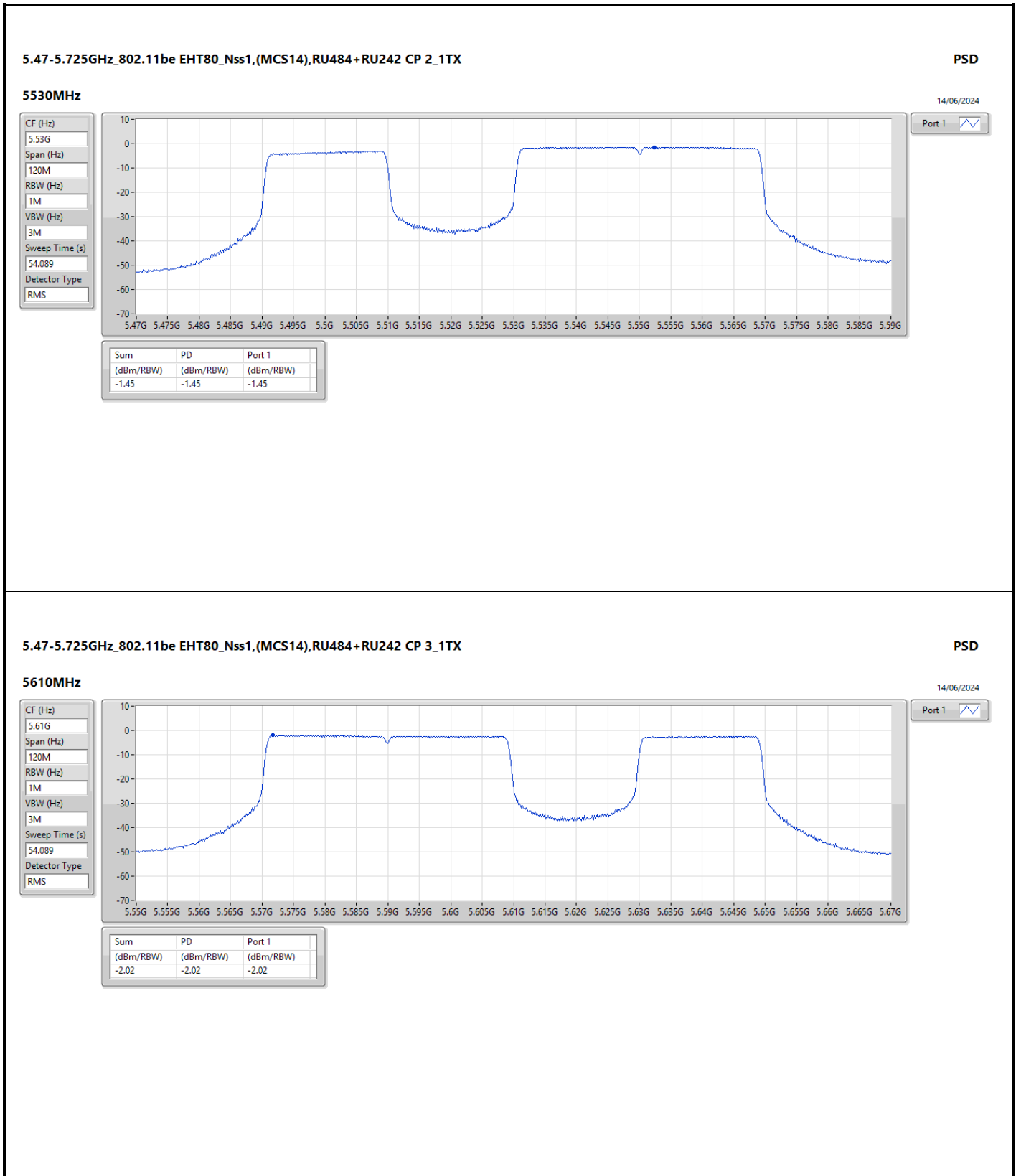


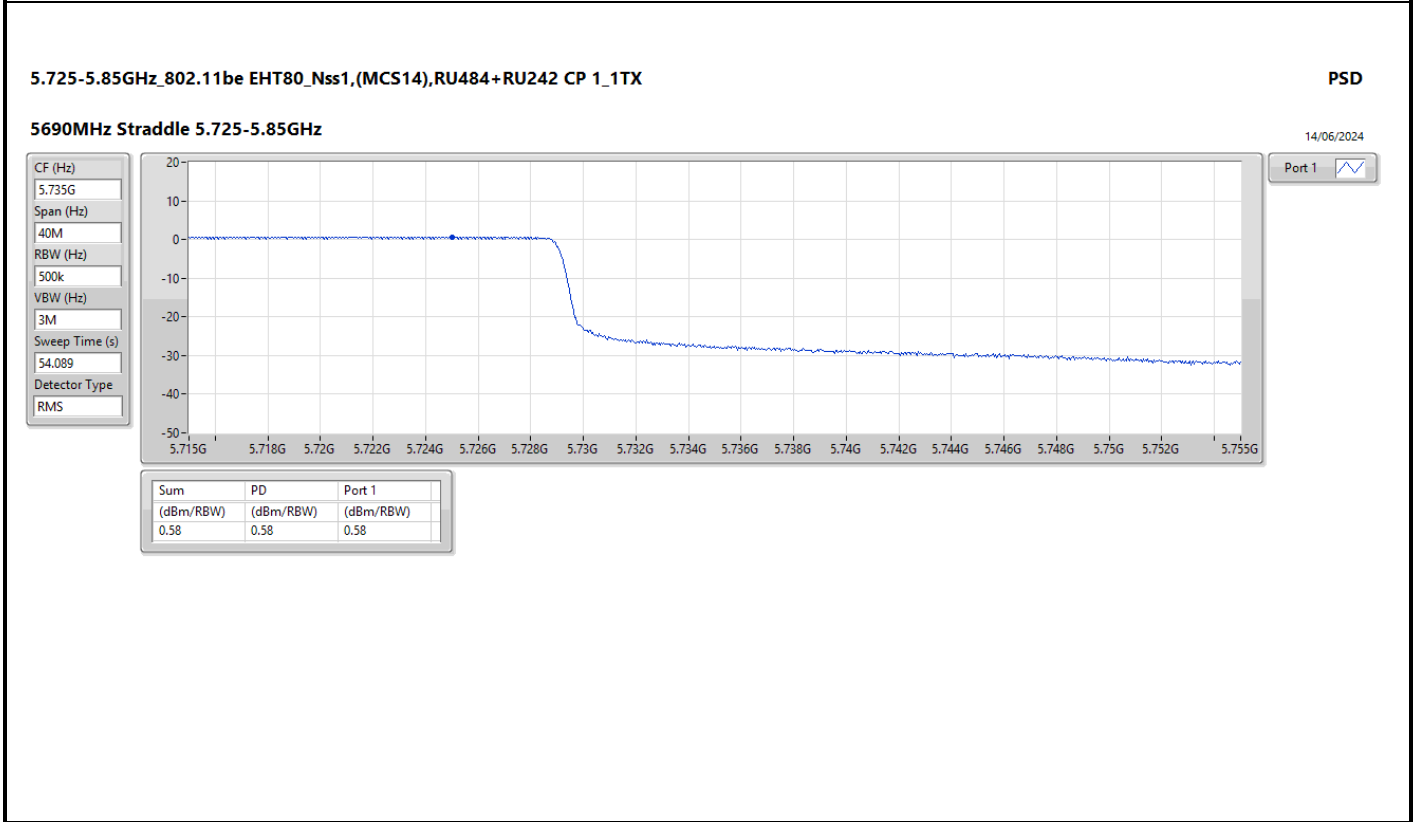
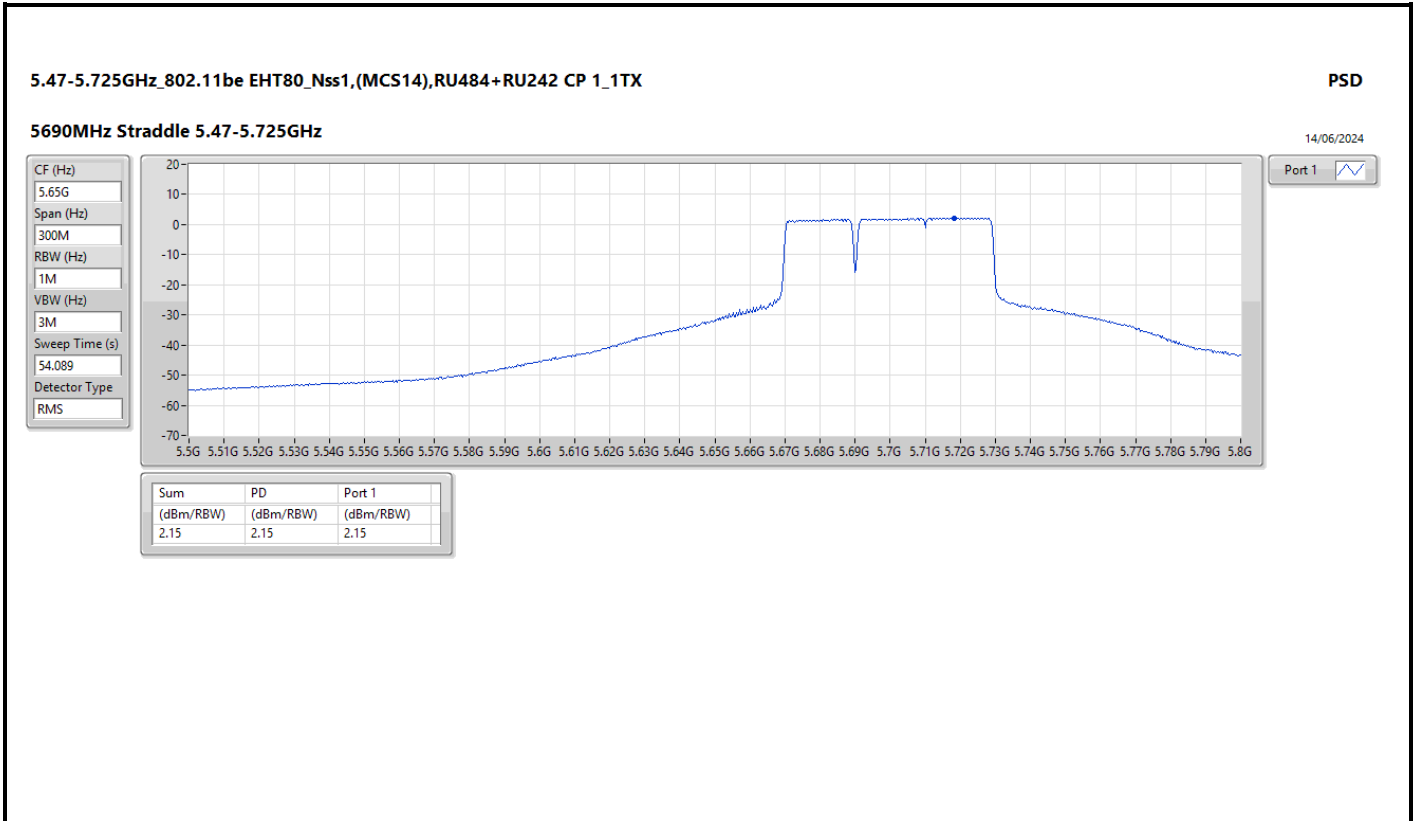
Result

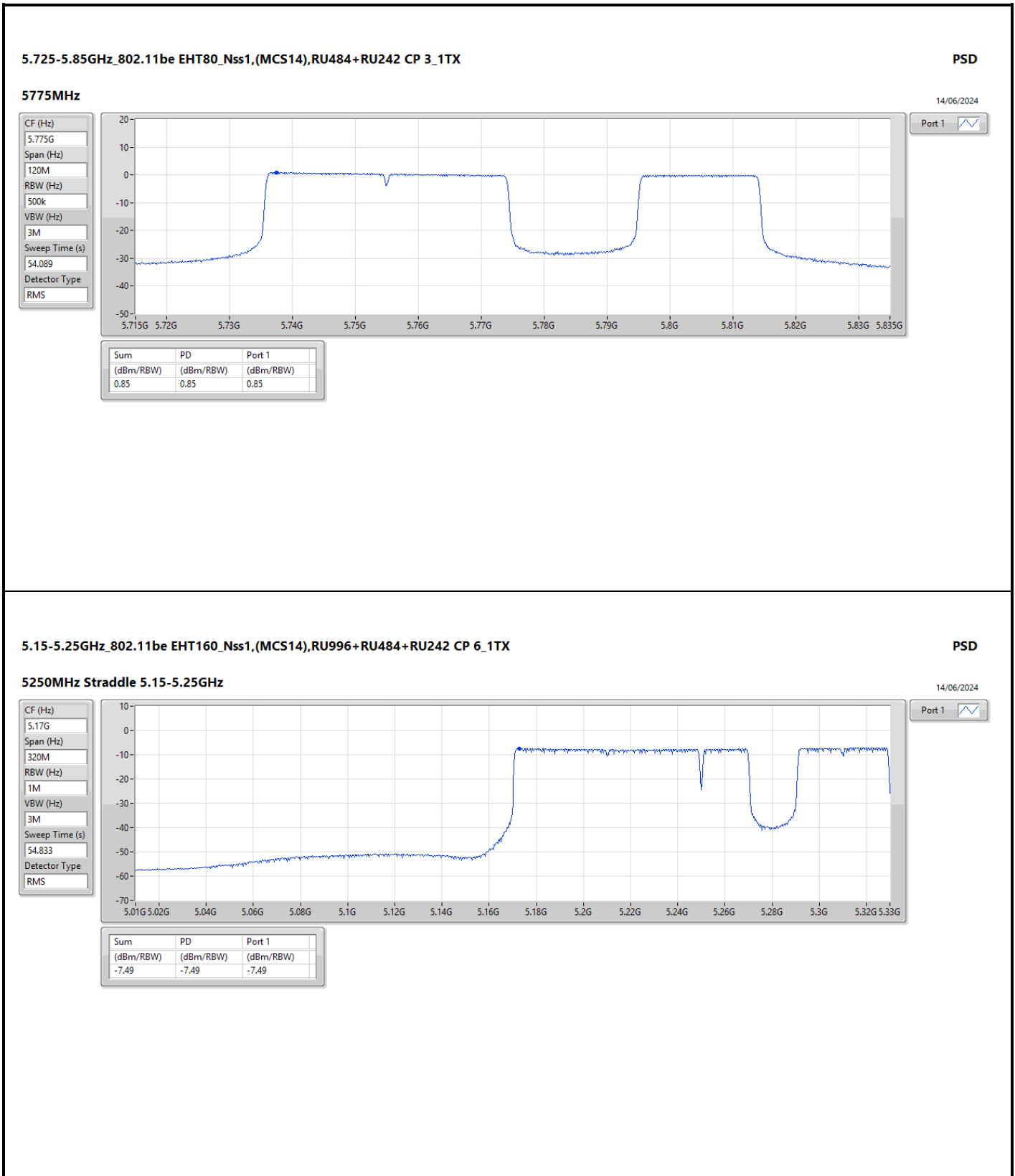
Mode	Result	DG (dBi)	Port 1 (dBm/RBW)	PD (dBm/RBW)	PD Limit (dBm/RBW)
802.11be EHT80_Nss1,(MCS14),RU484+RU242 CP 3_1TX	-	-	-	-	-
5210MHz	Pass	4.83	-1.69	-1.69	17.00
802.11be EHT80_Nss1,(MCS14),RU484+RU242 CP 1_1TX	-	-	-	-	-
5290MHz	Pass	3.89	-1.88	-1.88	11.00
802.11be EHT80_Nss1,(MCS14),RU484+RU242 CP 2_1TX	-	-	-	-	-
5530MHz	Pass	4.03	-1.45	-1.45	11.00
802.11be EHT80_Nss1,(MCS14),RU484+RU242 CP 3_1TX	-	-	-	-	-
5610MHz	Pass	4.03	-2.02	-2.02	11.00
802.11be EHT80_Nss1,(MCS14),RU484+RU242 CP 1_1TX	-	-	-	-	-
5690MHz Straddle 5.47-5.725GHz	Pass	4.03	2.15	2.15	11.00
802.11be EHT80_Nss1,(MCS14),RU484+RU242 CP 1_1TX	-	-	-	-	-
5690MHz Straddle 5.725-5.85GHz	Pass	3.86	0.58	0.58	30.00
802.11be EHT80_Nss1,(MCS14),RU484+RU242 CP 3_1TX	-	-	-	-	-
5775MHz	Pass	3.86	0.85	0.85	30.00
802.11be EHT160_Nss1,(MCS14),RU996+RU484+RU242 CP 6_1TX	-	-	-	-	-
5250MHz Straddle 5.15-5.25GHz	Pass	4.83	-7.49	-7.49	17.00
802.11be EHT160_Nss1,(MCS14),RU996+RU484 CP 2_1TX	-	-	-	-	-
5250MHz Straddle 5.15-5.25GHz	Pass	4.83	-6.76	-6.76	17.00
802.11be EHT160_Nss1,(MCS14),RU996+RU484+RU242 CP 6_1TX	-	-	-	-	-
5250MHz Straddle 5.25-5.35GHz	Pass	3.89	-7.12	-7.12	11.00
802.11be EHT160_Nss1,(MCS14),RU996+RU484 CP 2_1TX	-	-	-	-	-
5250MHz Straddle 5.25-5.35GHz	Pass	3.89	-6.51	-6.51	11.00
802.11be EHT160_Nss1,(MCS14),RU996+RU484+RU242 CP 6_1TX	-	-	-	-	-
5570MHz	Pass	4.03	-7.21	-7.21	11.00
802.11be EHT160_Nss1,(MCS14),RU996+RU484 CP 3_1TX	-	-	-	-	-
5570MHz	Pass	4.03	-6.59	-6.59	11.00

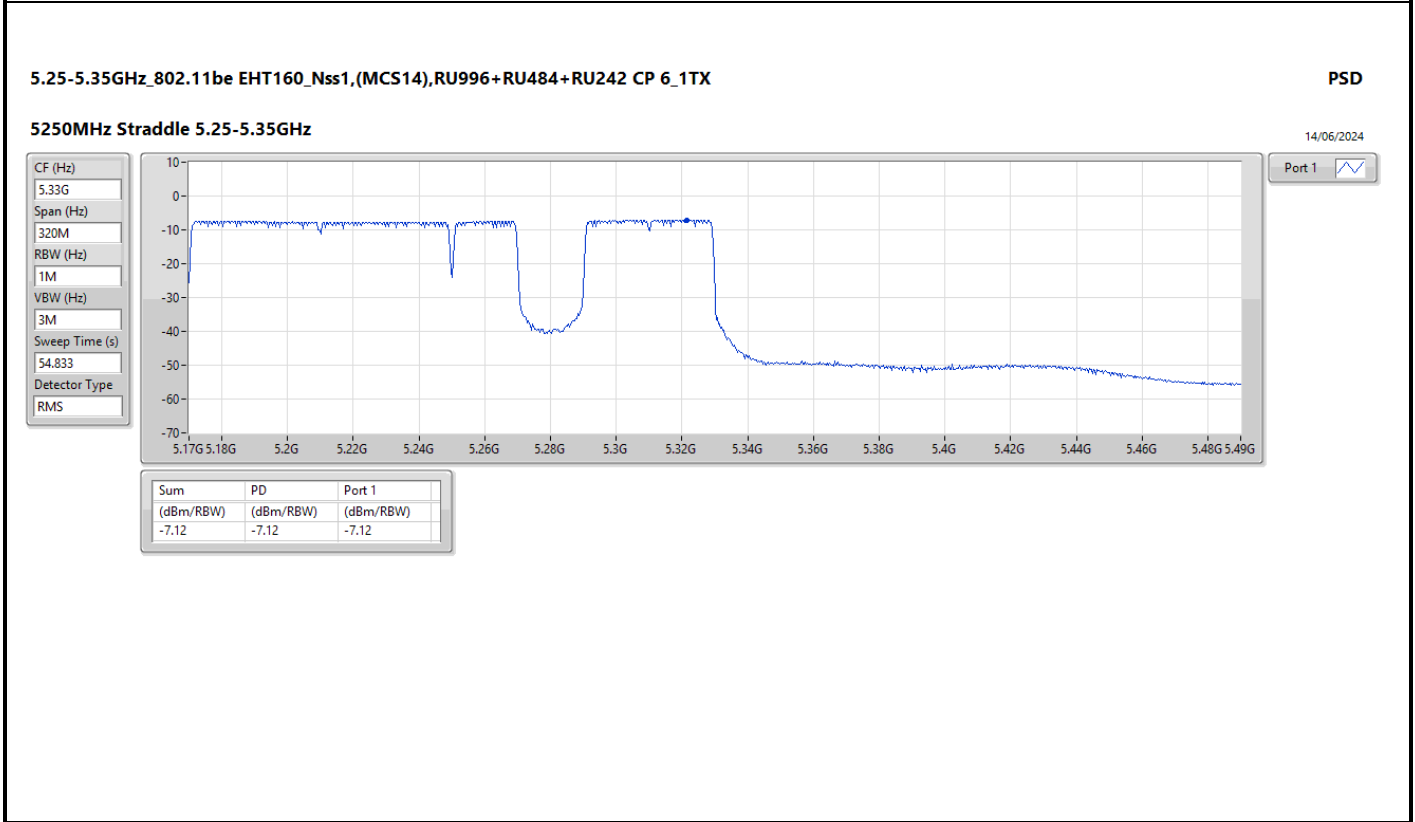
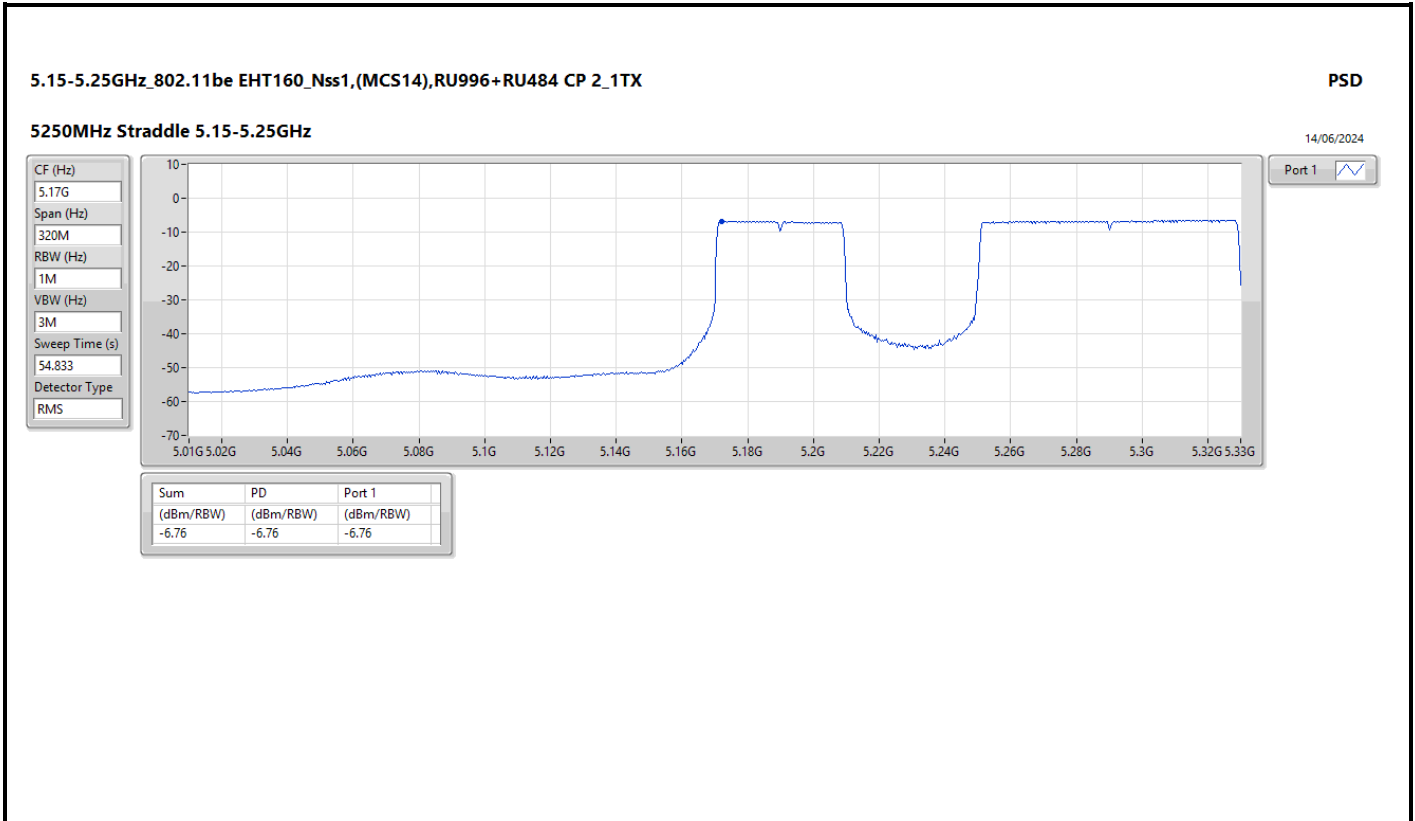
DG = Directional Gain; RBW = 500kHz for 5.725-5.85GHz band / 1MHz for other band;
 PD = trace bin-by-bin of each transmits port summing can be performed maximum power density; Port X = Port X Power Density;
 Inf = There's no restriction for the limit.

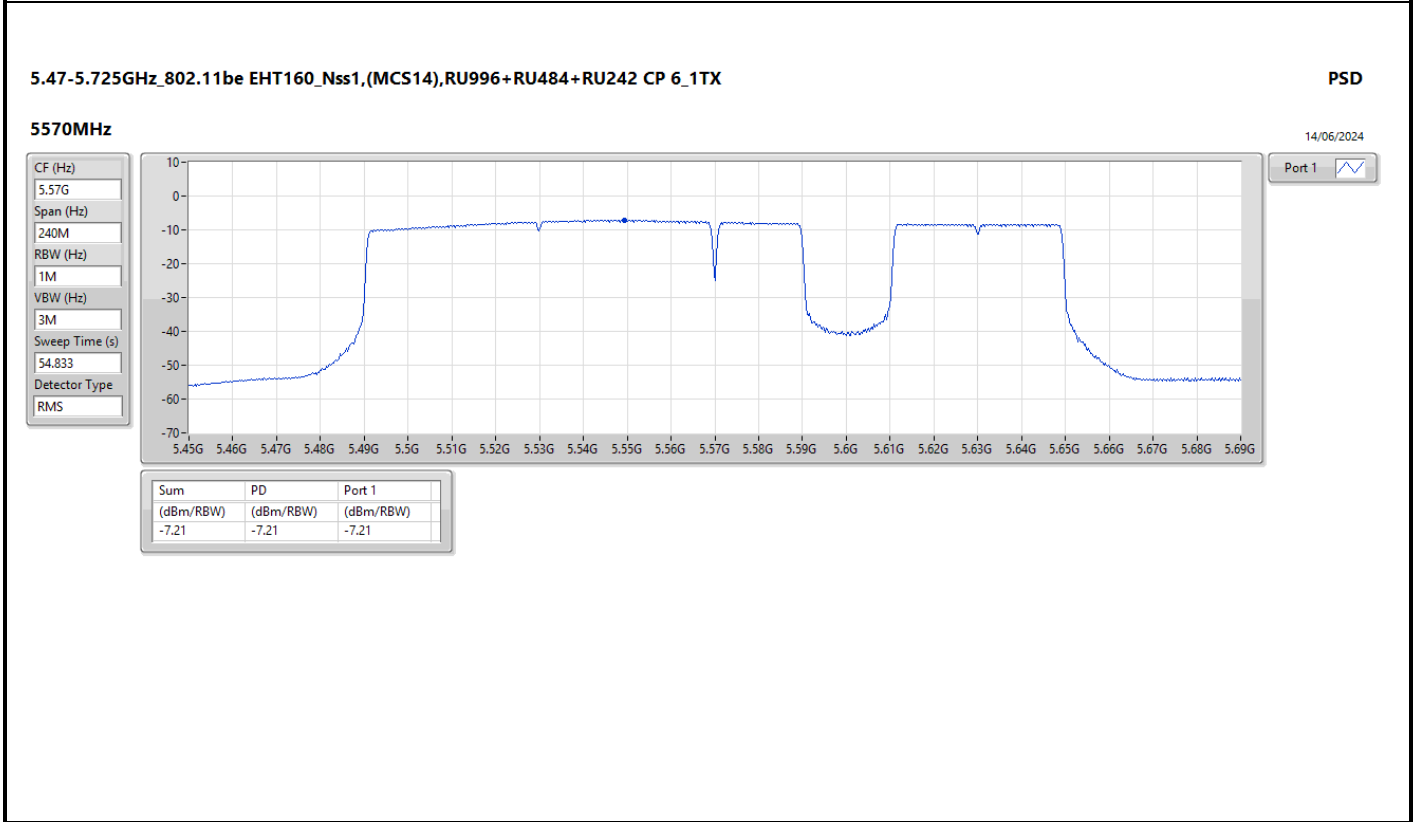
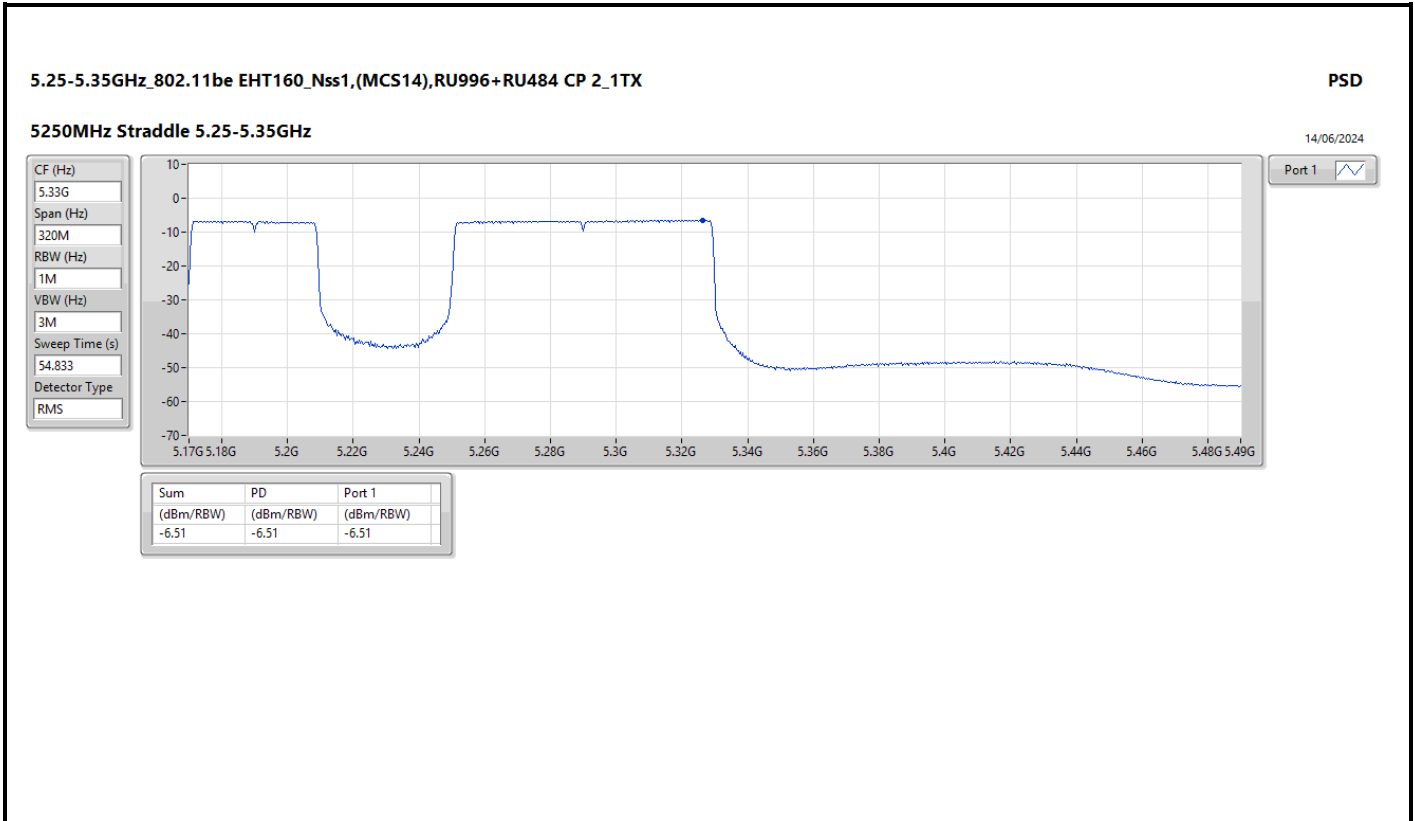


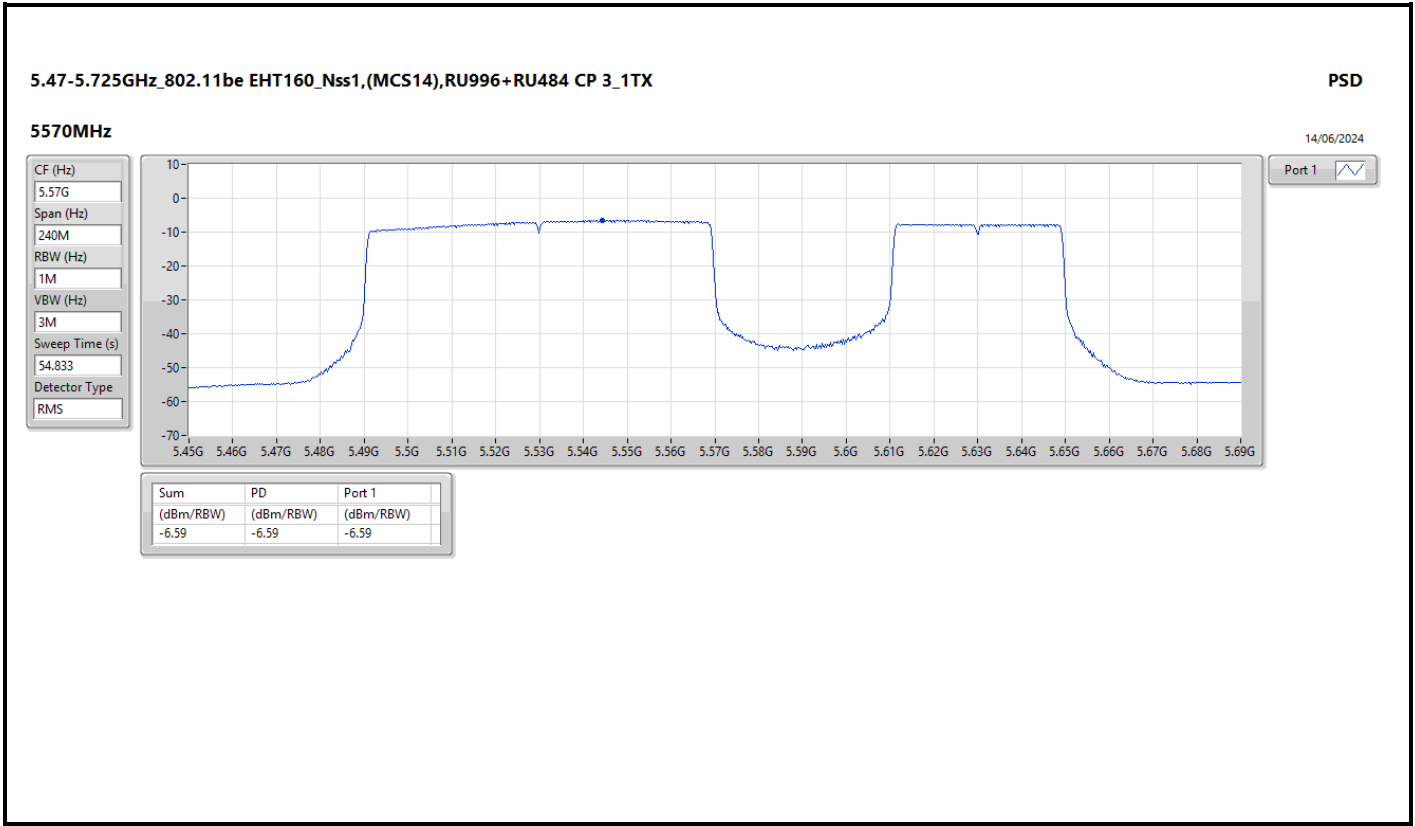














Summary

Mode	PD (dBm/RBW)
5.15-5.25GHz	-
802.11be EHT80_Nss1,(MCS14),RU484+RU242 CP 3_2TX	1.16
802.11be EHT160_Nss1,(MCS14),RU996+RU484 CP 2_2TX	-3.59
5.25-5.35GHz	-
802.11be EHT80_Nss1,(MCS14),RU484+RU242 CP 1_2TX	-0.72
802.11be EHT160_Nss1,(MCS14),RU996+RU484 CP 2_2TX	-3.04
5.47-5.725GHz	-
802.11be EHT80_Nss1,(MCS14),RU484+RU242 CP 1_2TX	4.23
802.11be EHT160_Nss1,(MCS14),RU996+RU484 CP 3_2TX	-3.71
5.725-5.85GHz	-
802.11be EHT80_Nss1,(MCS14),RU484+RU242 CP 1_2TX	2.32

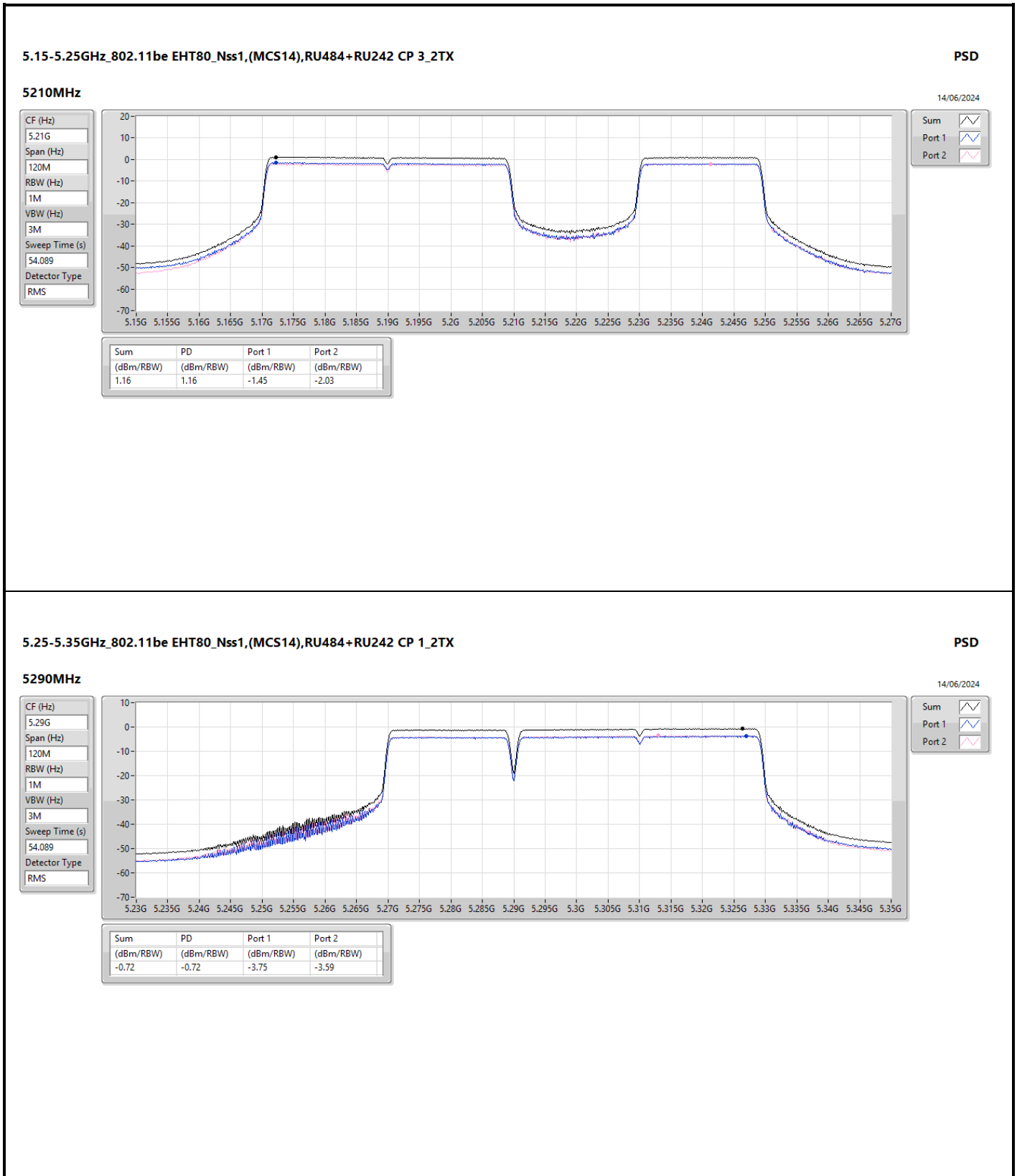
RBW = 500kHz for 5.725-5.85GHz band / 1MHz for other band;

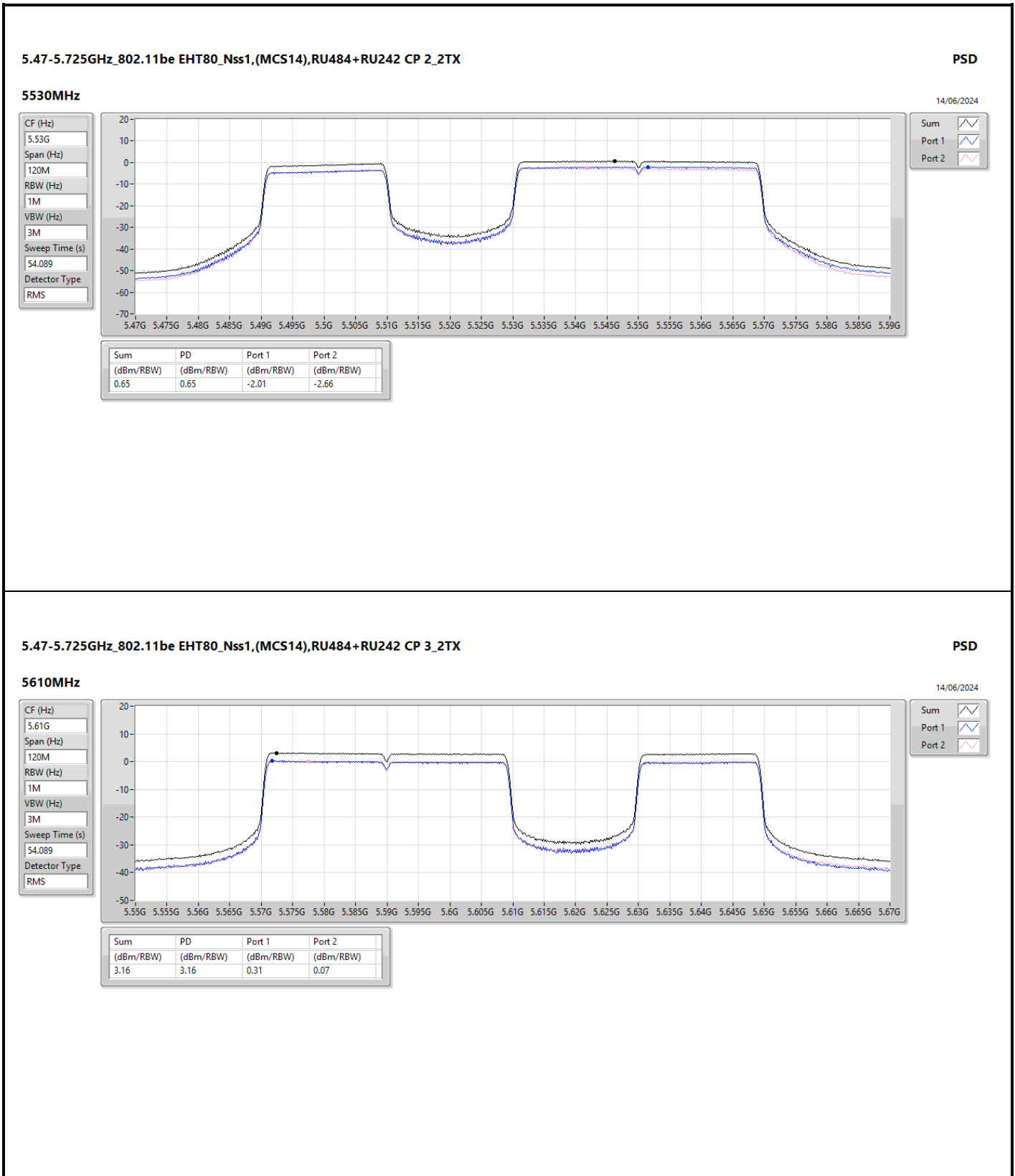


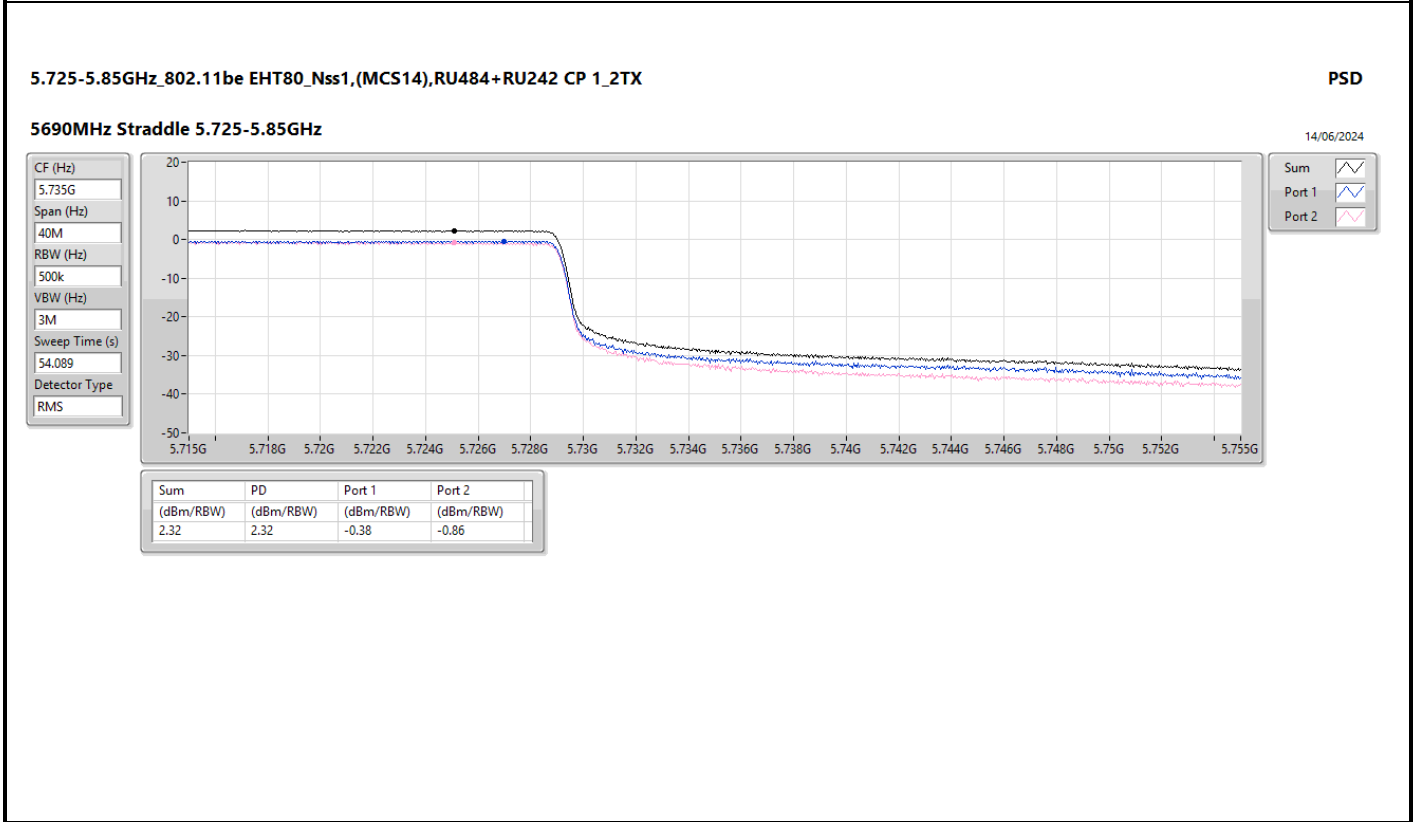
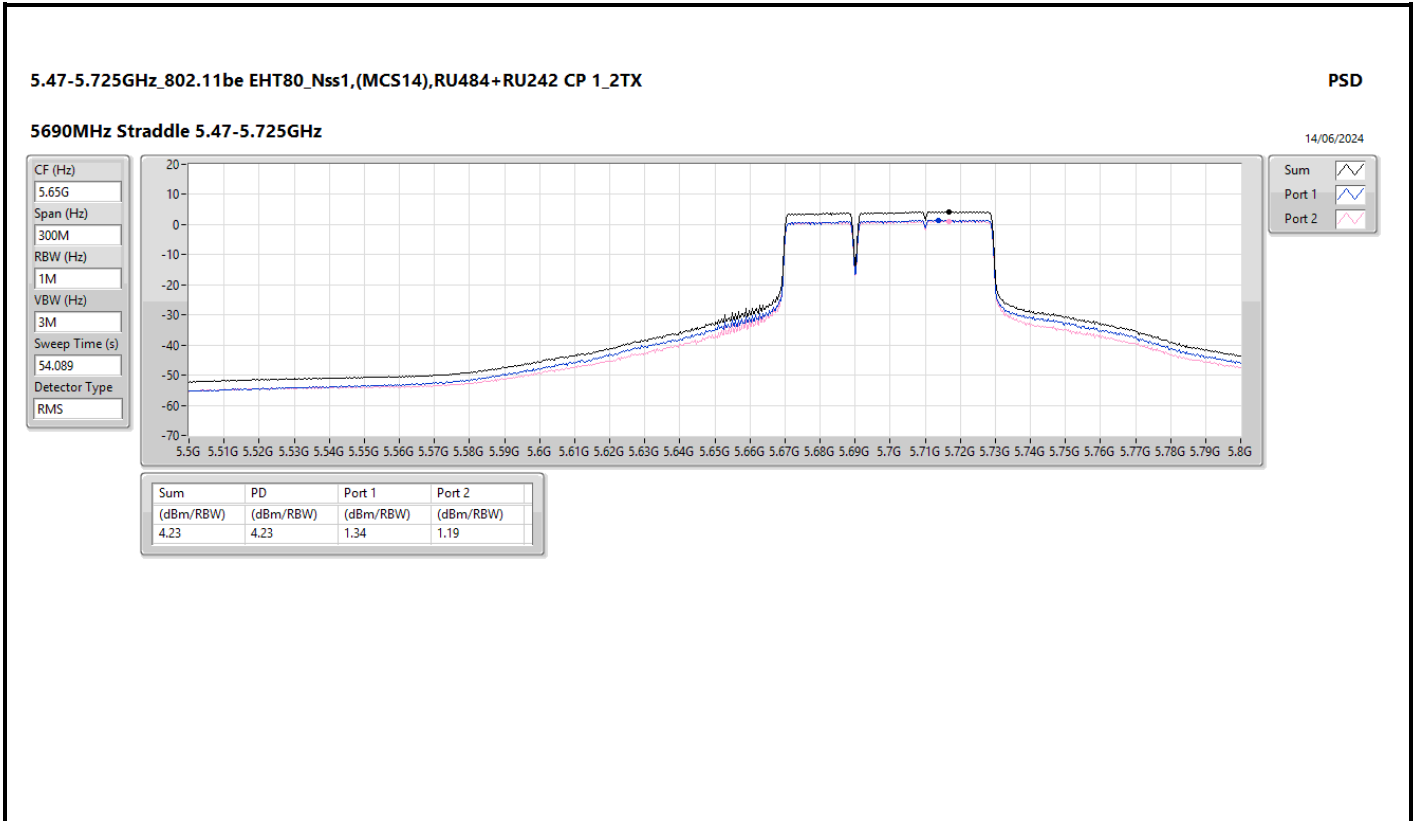
Result

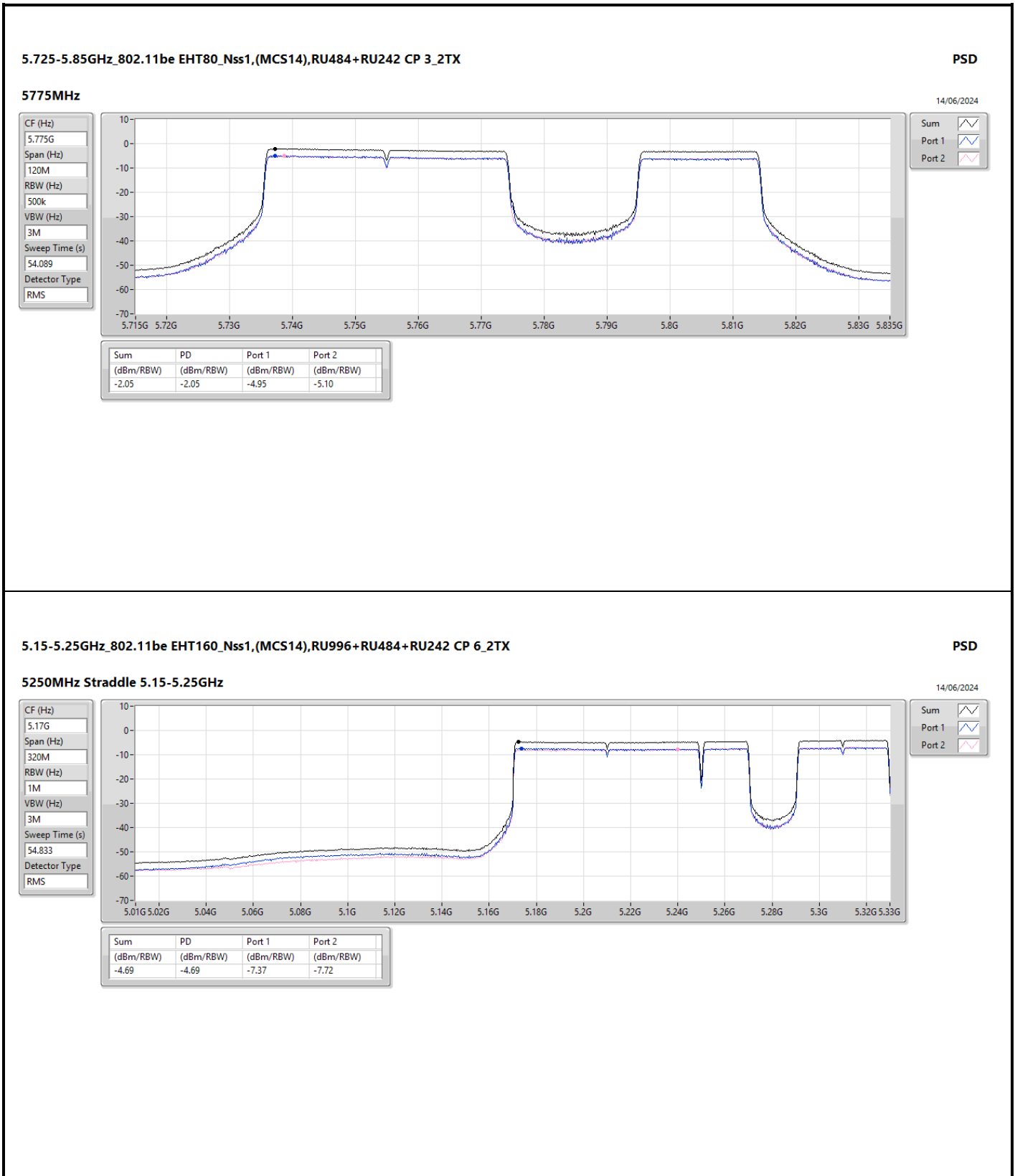
Mode	Result	DG (dBi)	Port 1 (dBm/RBW)	Port 2 (dBm/RBW)	PD (dBm/RBW)	PD Limit (dBm/RBW)
802.11be EHT80_Nss1,(MCS14),RU484+RU242 CP 3_2TX	-	-	-	-	-	-
5210MHz	Pass	4.83	-1.45	-2.03	1.16	17.00
802.11be EHT80_Nss1,(MCS14),RU484+RU242 CP 1_2TX	-	-	-	-	-	-
5290MHz	Pass	3.89	-3.75	-3.59	-0.72	11.00
802.11be EHT80_Nss1,(MCS14),RU484+RU242 CP 2_2TX	-	-	-	-	-	-
5530MHz	Pass	4.03	-2.01	-2.66	0.65	11.00
802.11be EHT80_Nss1,(MCS14),RU484+RU242 CP 3_2TX	-	-	-	-	-	-
5610MHz	Pass	4.03	0.31	0.07	3.16	11.00
802.11be EHT80_Nss1,(MCS14),RU484+RU242 CP 1_2TX	-	-	-	-	-	-
5690MHz Straddle 5.47-5.725GHz	Pass	4.03	1.34	1.19	4.23	11.00
802.11be EHT80_Nss1,(MCS14),RU484+RU242 CP 1_2TX	-	-	-	-	-	-
5690MHz Straddle 5.725-5.85GHz	Pass	3.86	-0.38	-0.86	2.32	30.00
802.11be EHT80_Nss1,(MCS14),RU484+RU242 CP 3_2TX	-	-	-	-	-	-
5775MHz	Pass	3.86	-4.95	-5.10	-2.05	30.00
802.11be EHT160_Nss1,(MCS14),RU996+RU484+RU242 CP 6_2TX	-	-	-	-	-	-
5250MHz Straddle 5.15-5.25GHz	Pass	4.83	-7.37	-7.72	-4.69	17.00
802.11be EHT160_Nss1,(MCS14),RU996+RU484 CP 2_2TX	-	-	-	-	-	-
5250MHz Straddle 5.15-5.25GHz	Pass	4.83	-6.19	-6.97	-3.59	17.00
802.11be EHT160_Nss1,(MCS14),RU996+RU484+RU242 CP 6_2TX	-	-	-	-	-	-
5250MHz Straddle 5.25-5.35GHz	Pass	3.89	-7.16	-6.98	-4.12	11.00
802.11be EHT160_Nss1,(MCS14),RU996+RU484 CP 2_2TX	-	-	-	-	-	-
5250MHz Straddle 5.25-5.35GHz	Pass	3.89	-6.03	-6.02	-3.04	11.00
802.11be EHT160_Nss1,(MCS14),RU996+RU484+RU242 CP 6_2TX	-	-	-	-	-	-
5570MHz	Pass	4.03	-7.32	-7.35	-4.38	11.00
802.11be EHT160_Nss1,(MCS14),RU996+RU484 CP 3_2TX	-	-	-	-	-	-
5570MHz	Pass	4.03	-6.48	-6.79	-3.71	11.00

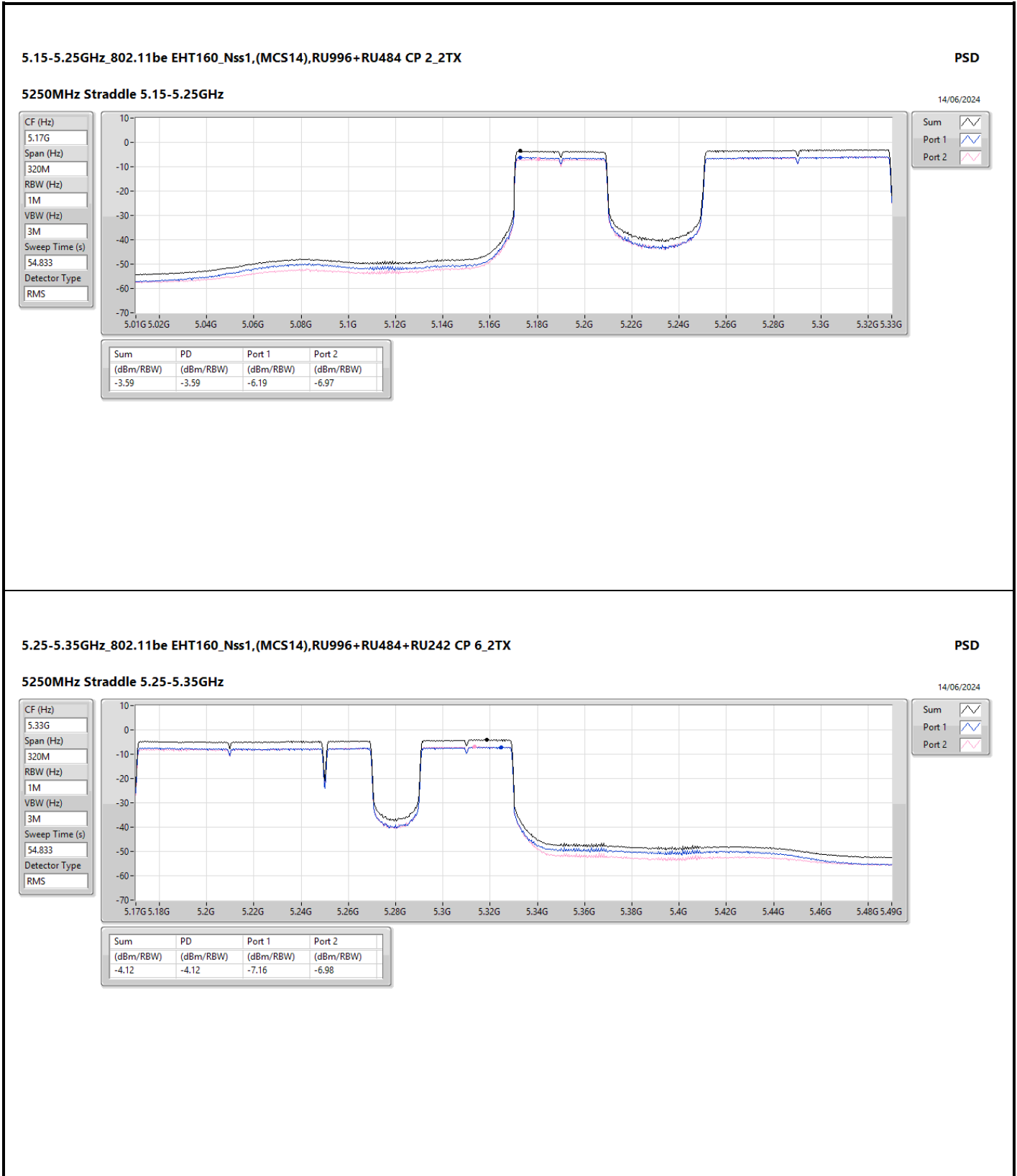
DG = Directional Gain; RBW = 500kHz for 5.725-5.85GHz band / 1MHz for other band;
 PD = trace bin-by-bin of each transmits port summing can be performed maximum power density; Port X = Port X Power Density;
 Inf = There's no restriction for the limit.

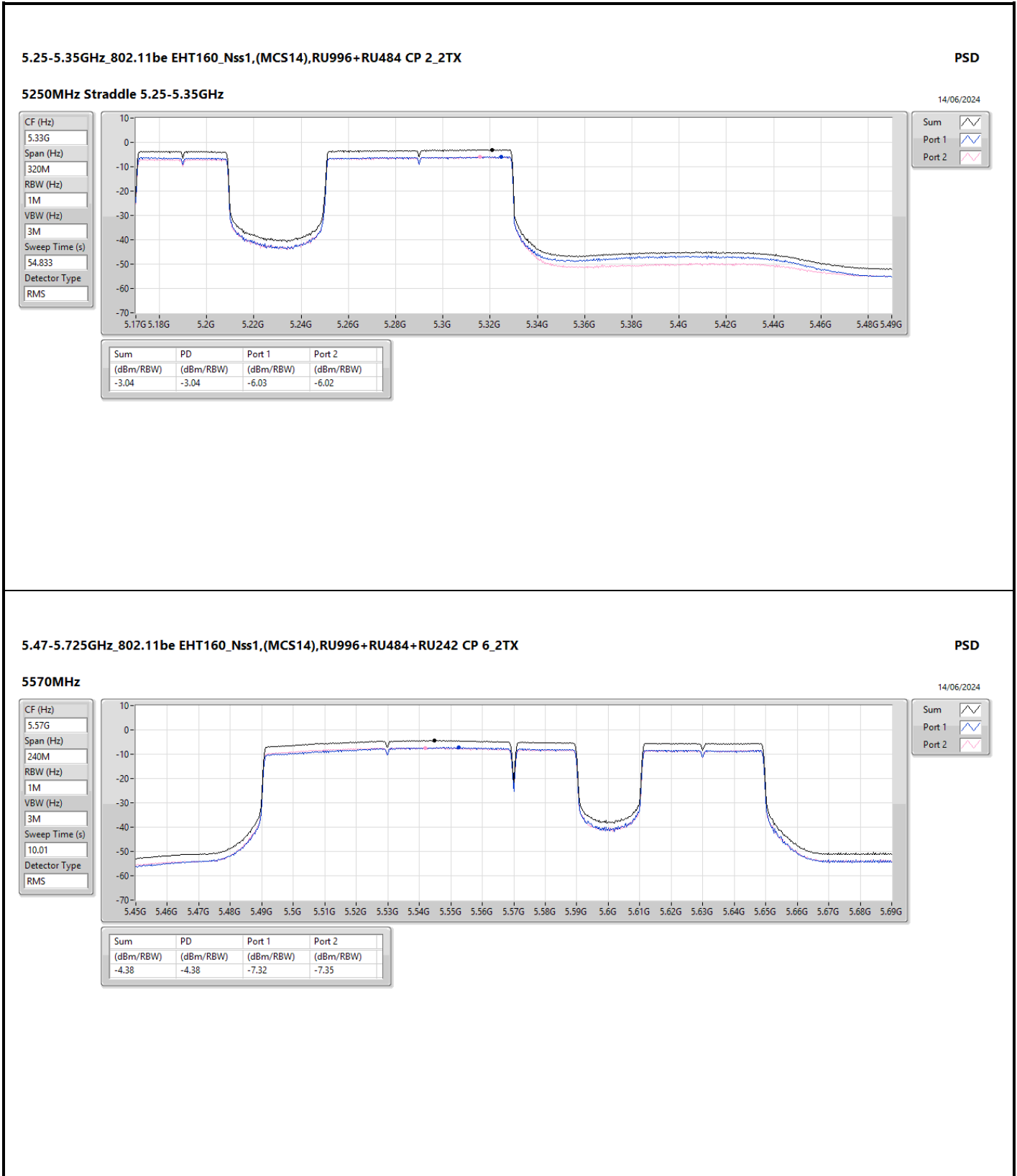


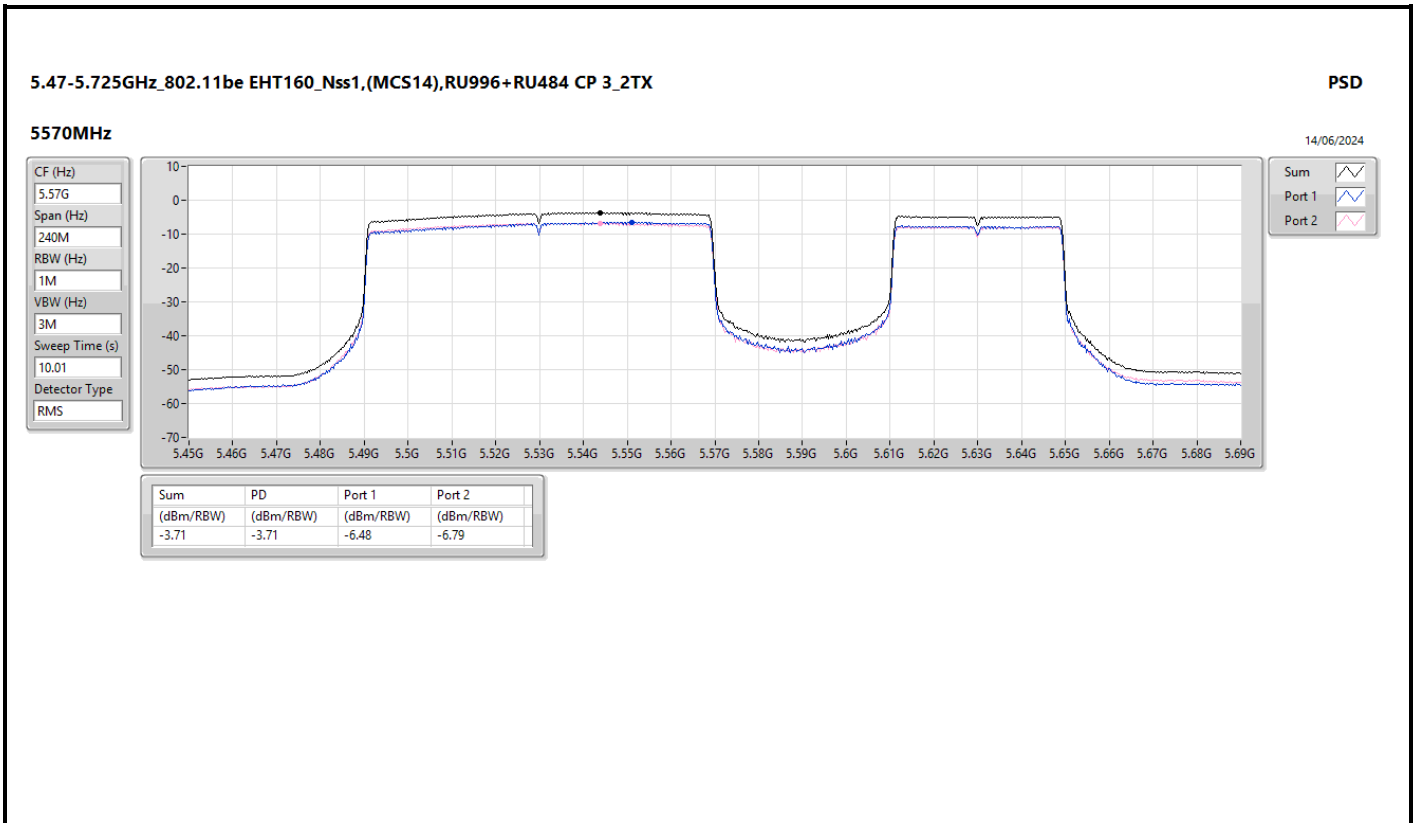














Summary

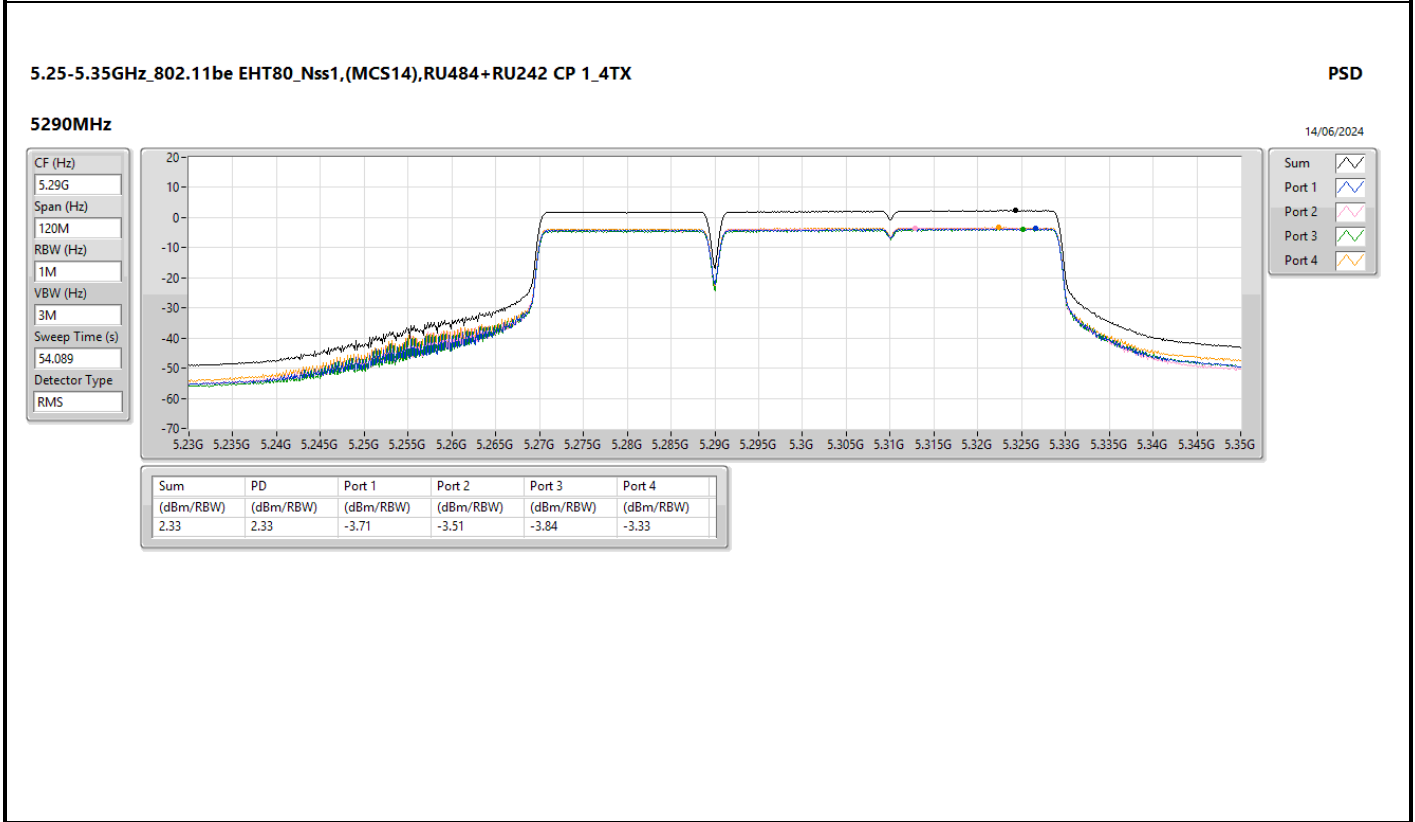
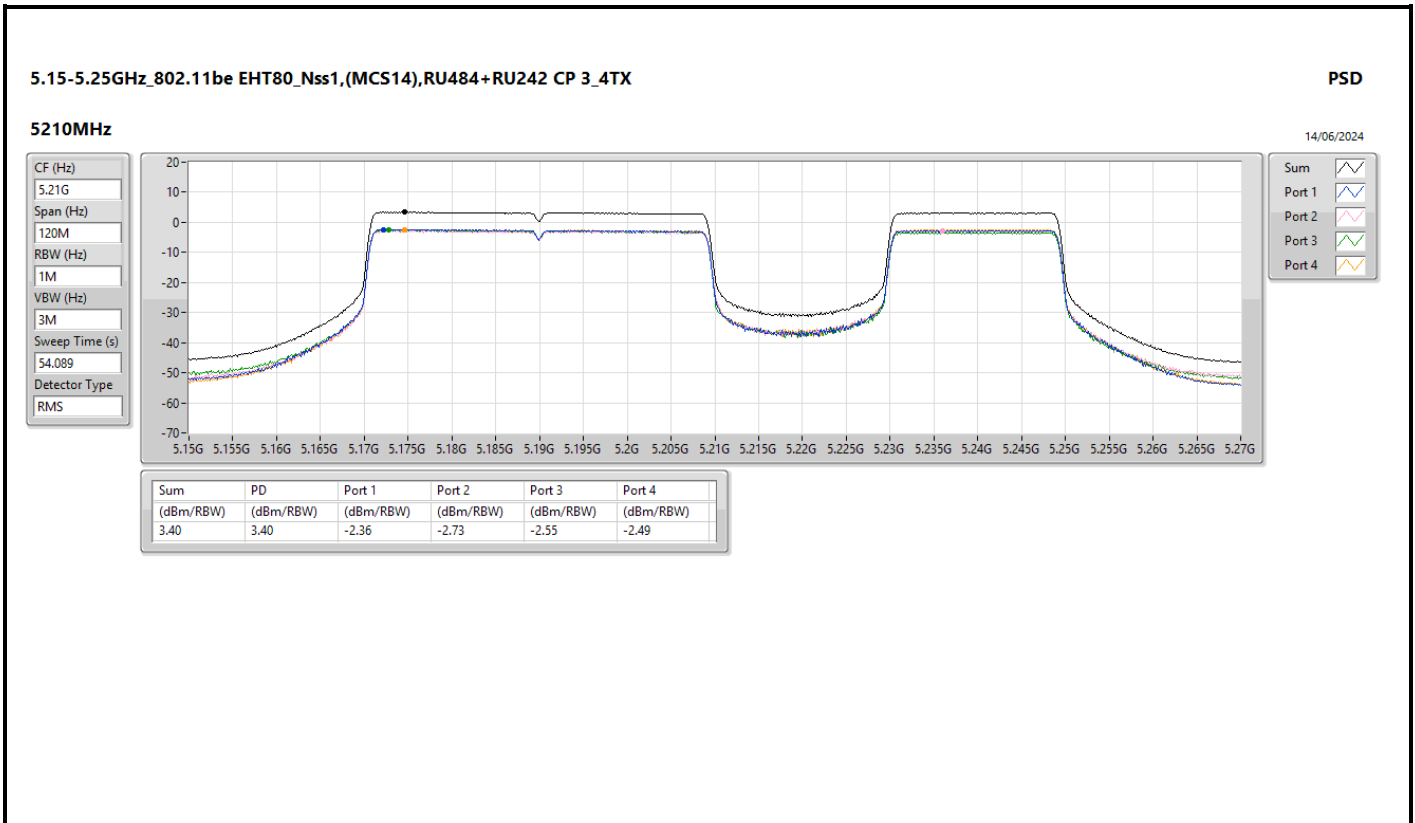
Mode	PD (dBm/RBW)
5.15-5.25GHz	-
802.11be EHT80_Nss1,(MCS14),RU484+RU242 CP 3_4TX	3.40
802.11be EHT160_Nss1,(MCS14),RU996+RU484 CP 2_4TX	-2.00
5.25-5.35GHz	-
802.11be EHT80_Nss1,(MCS14),RU484+RU242 CP 1_4TX	2.33
802.11be EHT160_Nss1,(MCS14),RU996+RU484 CP 2_4TX	-1.44
5.47-5.725GHz	-
802.11be EHT80_Nss1,(MCS14),RU484+RU242 CP 1_4TX	3.98
802.11be EHT160_Nss1,(MCS14),RU996+RU484 CP 3_4TX	0.75
5.725-5.85GHz	-
802.11be EHT80_Nss1,(MCS14),RU484+RU242 CP 3_4TX	5.35

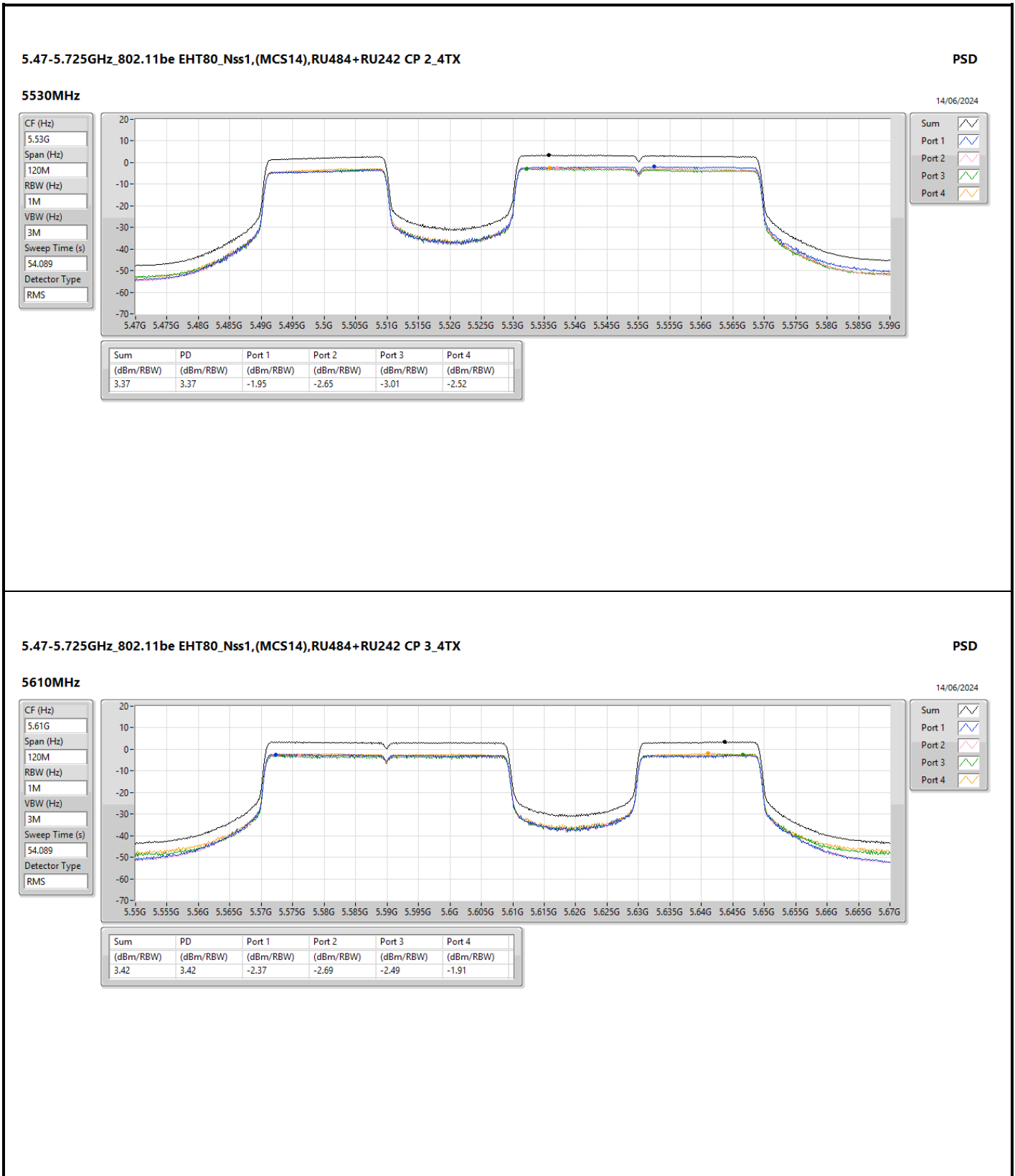
RBW = 500kHz for 5.725-5.85GHz band / 1MHz for other band;

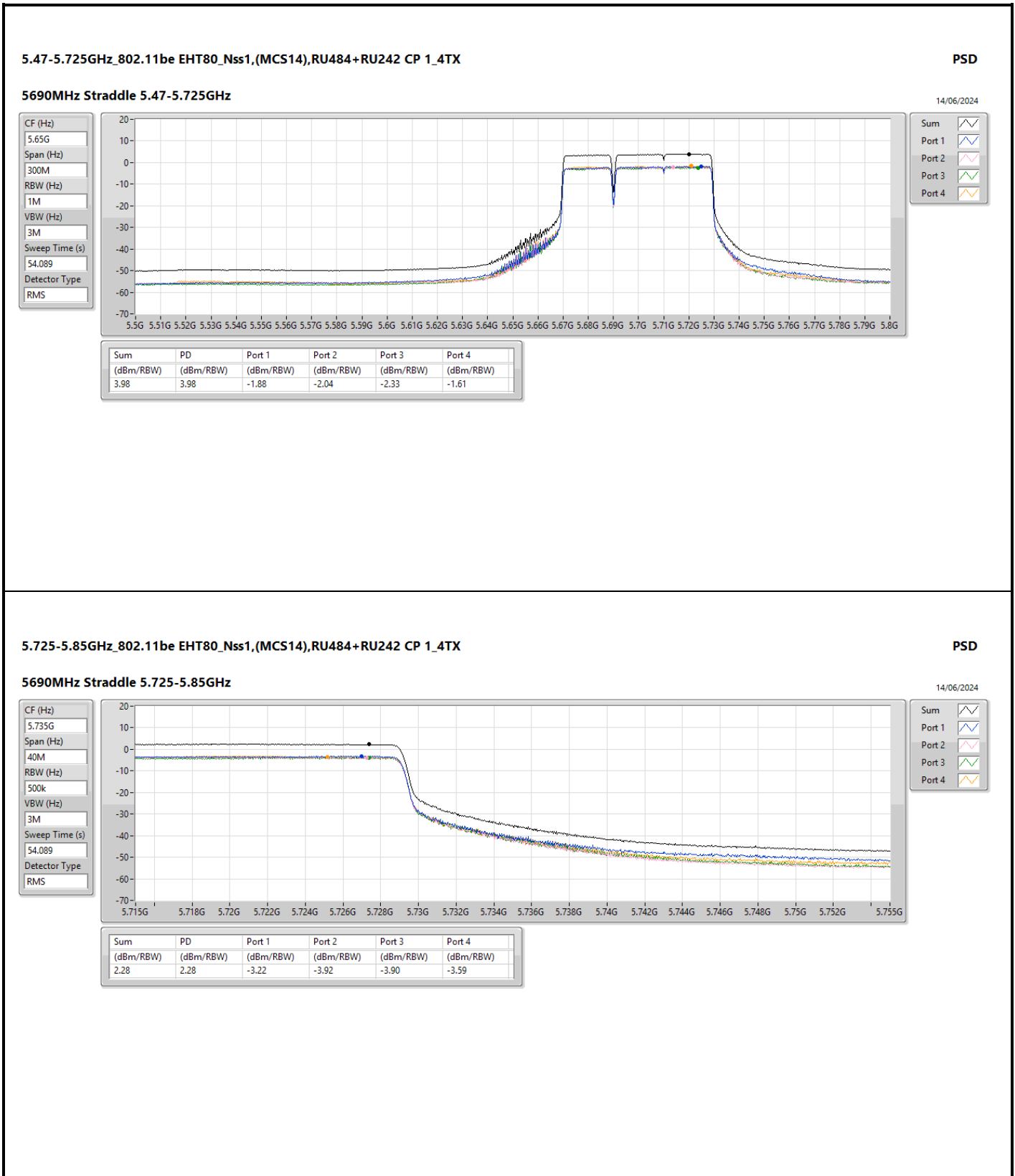
Result

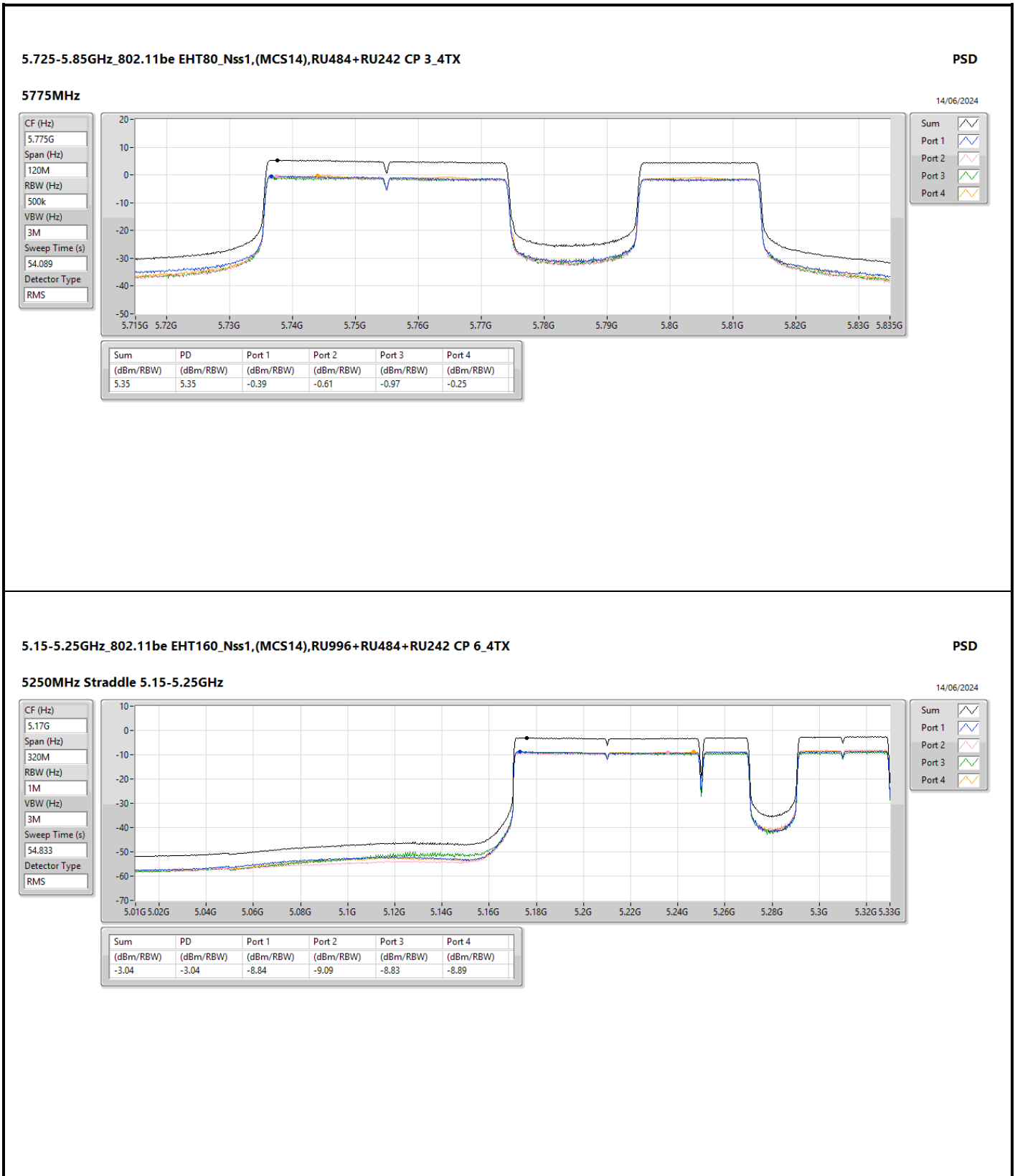
Mode	Result	DG (dBi)	Port 1 (dBm/RBW)	Port 2 (dBm/RBW)	Port 3 (dBm/RBW)	Port 4 (dBm/RBW)	PD (dBm/RBW)	PD Limit (dBm/RBW)
802.11be EHT80_Nss1,(MCS14),RU484+RU242 CP 3_4TX	-	-	-	-	-	-	-	-
5210MHz	Pass	6.96	-2.36	-2.73	-2.55	-2.49	3.40	16.04
802.11be EHT80_Nss1,(MCS14),RU484+RU242 CP 1_4TX	-	-	-	-	-	-	-	-
5290MHz	Pass	5.69	-3.71	-3.51	-3.84	-3.33	2.33	11.00
802.11be EHT80_Nss1,(MCS14),RU484+RU242 CP 2_4TX	-	-	-	-	-	-	-	-
5530MHz	Pass	6.34	-1.95	-2.65	-3.01	-2.52	3.37	10.66
802.11be EHT80_Nss1,(MCS14),RU484+RU242 CP 3_4TX	-	-	-	-	-	-	-	-
5610MHz	Pass	6.34	-2.37	-2.69	-2.49	-1.91	3.42	10.66
802.11be EHT80_Nss1,(MCS14),RU484+RU242 CP 1_4TX	-	-	-	-	-	-	-	-
5690MHz Straddle 5.47-5.725GHz	Pass	6.34	-1.88	-2.04	-2.33	-1.61	3.98	10.66
802.11be EHT80_Nss1,(MCS14),RU484+RU242 CP 1_4TX	-	-	-	-	-	-	-	-
5690MHz Straddle 5.725-5.85GHz	Pass	5.28	-3.22	-3.92	-3.90	-3.59	2.28	30.00
802.11be EHT80_Nss1,(MCS14),RU484+RU242 CP 3_4TX	-	-	-	-	-	-	-	-
5775MHz	Pass	5.28	-0.39	-0.61	-0.97	-0.25	5.35	30.00
802.11be EHT160_Nss1,(MCS14),RU996+RU484+RU242 CP 6_4TX	-	-	-	-	-	-	-	-
5250MHz Straddle 5.15-5.25GHz	Pass	6.96	-8.84	-9.09	-8.83	-8.89	-3.04	16.04
802.11be EHT160_Nss1,(MCS14),RU996+RU484 CP 2_4TX	-	-	-	-	-	-	-	-
5250MHz Straddle 5.15-5.25GHz	Pass	6.96	-7.80	-8.35	-7.77	-8.06	-2.00	16.04
802.11be EHT160_Nss1,(MCS14),RU996+RU484+RU242 CP 6_4TX	-	-	-	-	-	-	-	-
5250MHz Straddle 5.25-5.35GHz	Pass	5.69	-8.48	-8.30	-8.95	-8.05	-2.55	11.00
802.11be EHT160_Nss1,(MCS14),RU996+RU484 CP 2_4TX	-	-	-	-	-	-	-	-
5250MHz Straddle 5.25-5.35GHz	Pass	5.69	-7.41	-7.18	-7.84	-7.04	-1.44	11.00
802.11be EHT160_Nss1,(MCS14),RU996+RU484+RU242 CP 6_4TX	-	-	-	-	-	-	-	-
5570MHz	Pass	6.34	-7.63	-7.84	-7.34	-6.51	-1.46	10.66
802.11be EHT160_Nss1,(MCS14),RU996+RU484 CP 3_4TX	-	-	-	-	-	-	-	-
5570MHz	Pass	6.34	-5.49	-5.69	-5.03	-4.18	0.75	10.66

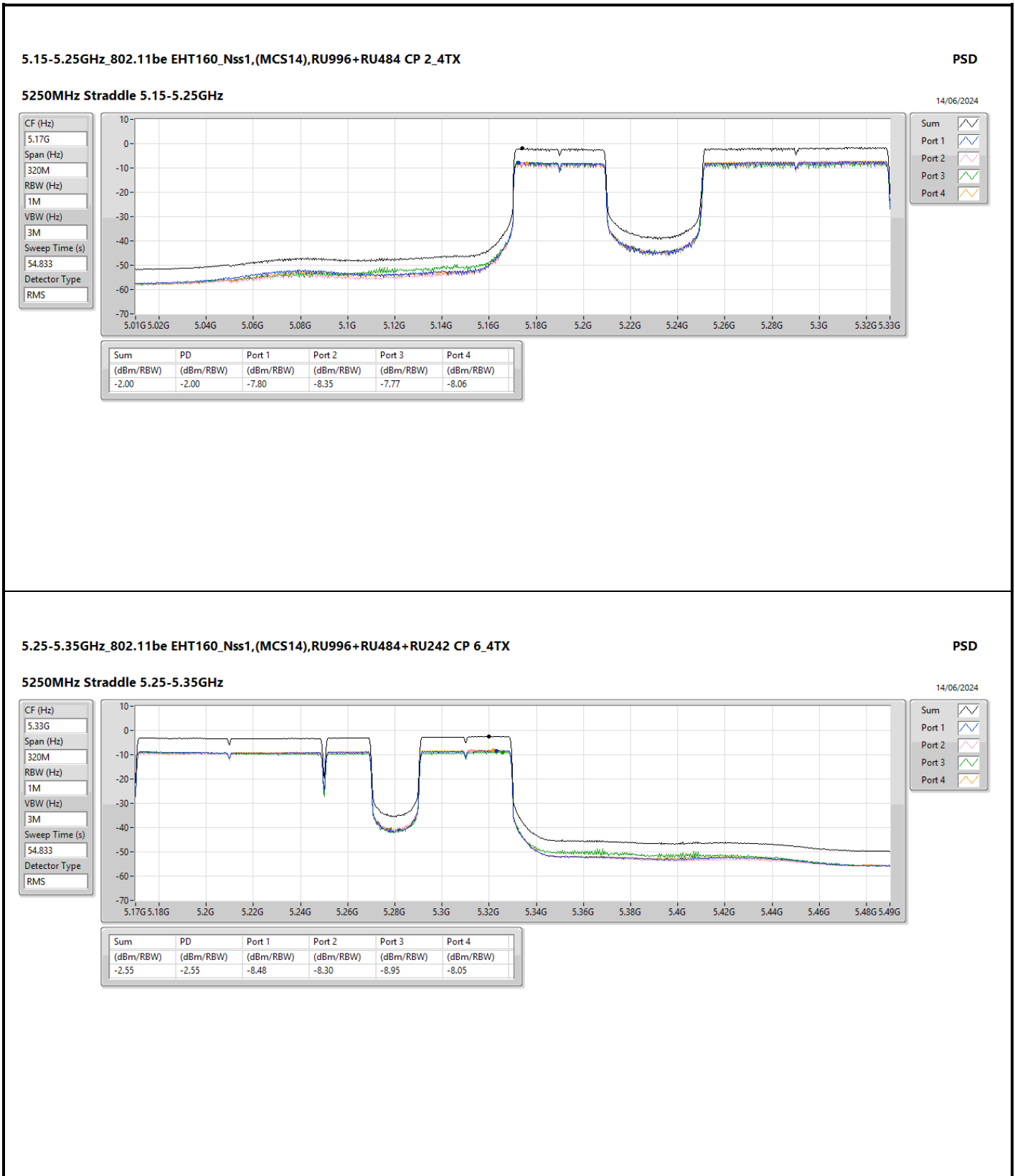
DG = Directional Gain; RBW = 500kHz for 5.725-5.85GHz band / 1MHz for other band;
 PD = trace bin-by-bin of each transmits port summing can be performed maximum power density; Port X = Port X Power Density;
 Inf = There's no restriction for the limit.

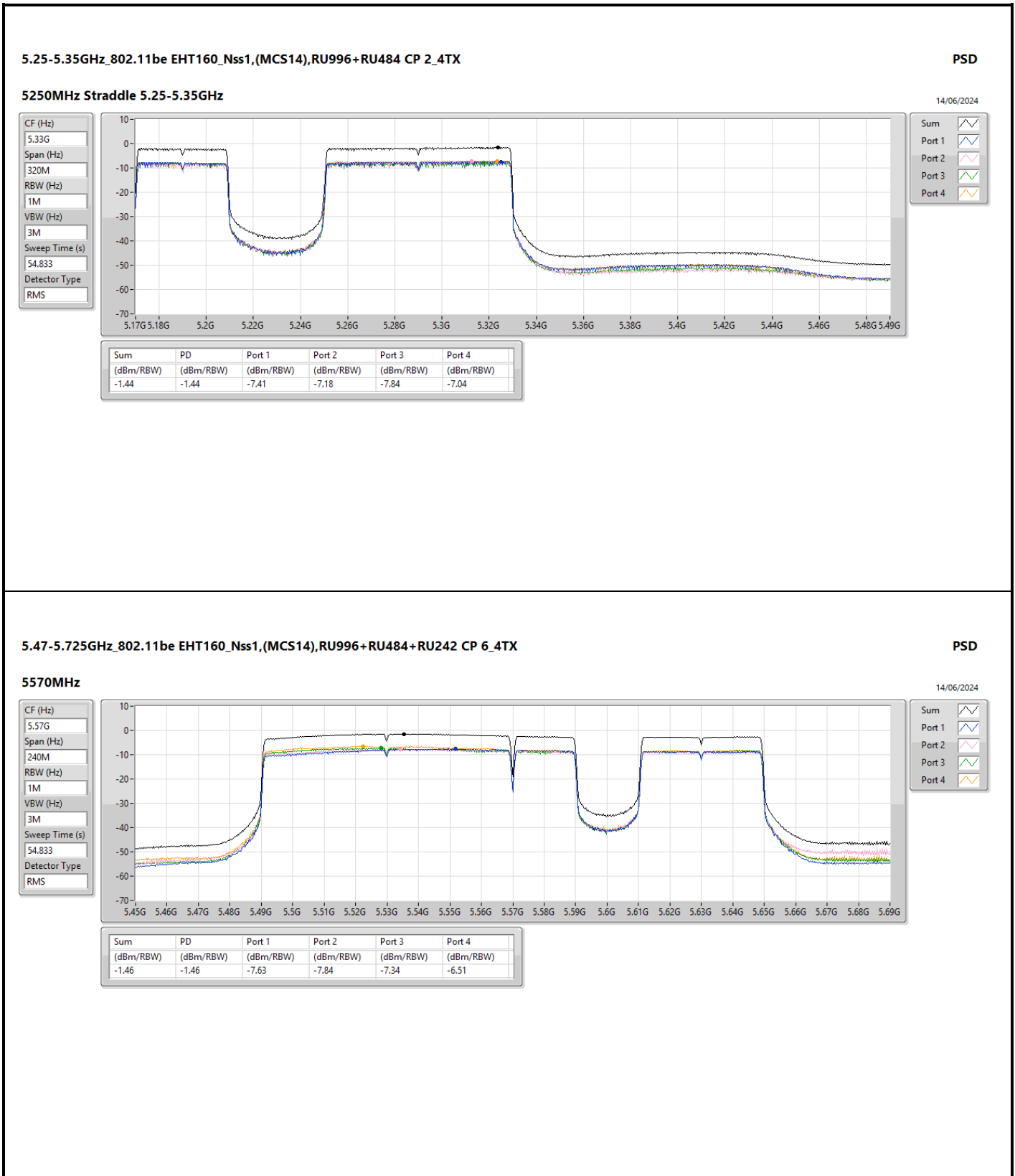


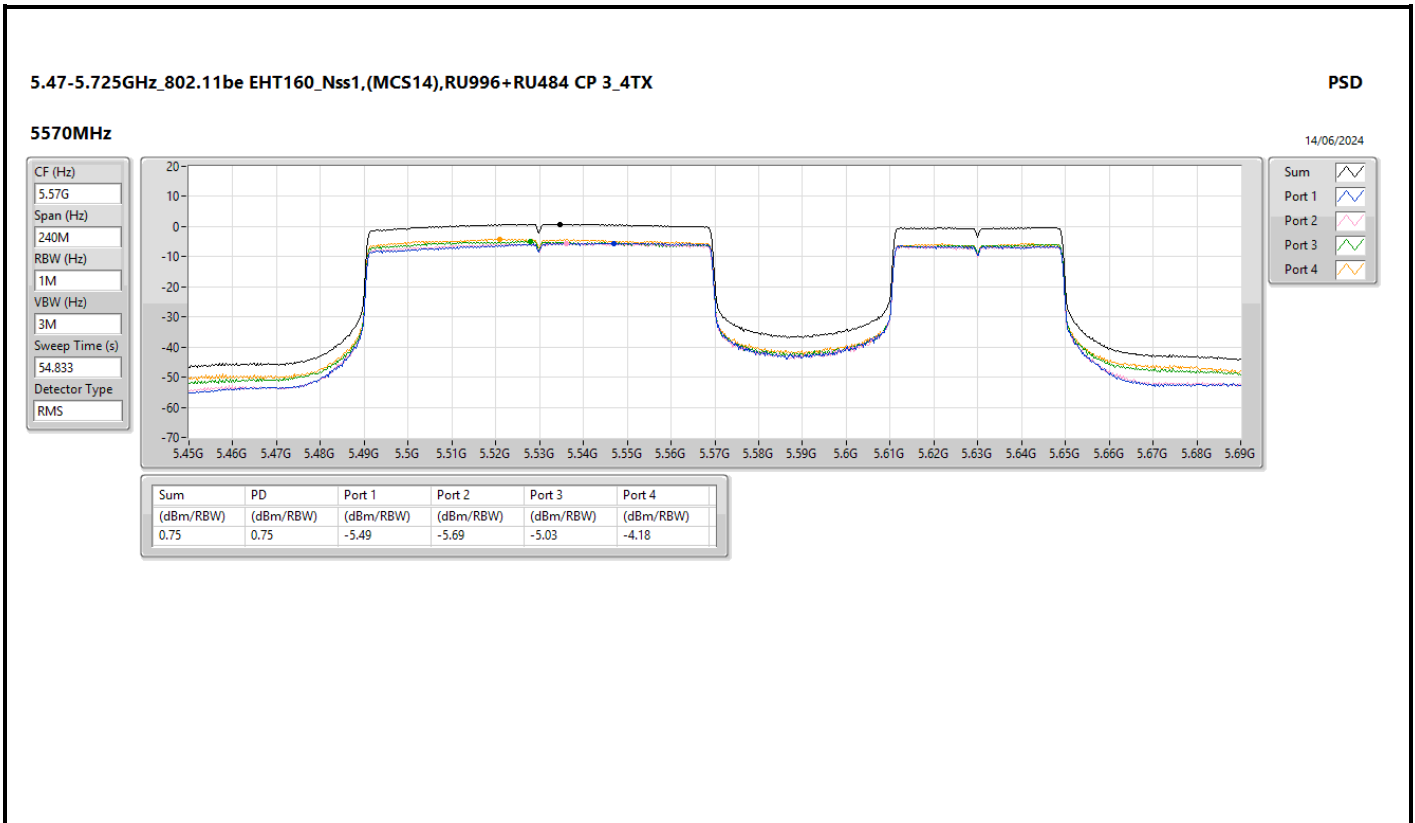














Summary

Mode	PD (dBm/RBW)
5.15-5.25GHz	-
802.11a_Nss1,(6Mbps)_1TX	9.07
802.11ax HEW20_Nss1,(MCS0)_1TX	8.30
802.11ax HEW40_Nss1,(MCS0)_1TX	5.20
802.11ax HEW80_Nss1,(MCS0)_1TX	-2.35
802.11ax HEW160_Nss1,(MCS0)_1TX	-4.57
5.25-5.35GHz	-
802.11a_Nss1,(6Mbps)_1TX	8.86
802.11ax HEW20_Nss1,(MCS0)_1TX	8.30
802.11ax HEW40_Nss1,(MCS0)_1TX	5.00
802.11ax HEW80_Nss1,(MCS0)_1TX	-2.01
802.11ax HEW160_Nss1,(MCS0)_1TX	-4.90
5.47-5.725GHz	-
802.11a_Nss1,(6Mbps)_1TX	9.63
802.11ax HEW20_Nss1,(MCS0)_1TX	8.98
802.11ax HEW40_Nss1,(MCS0)_1TX	6.02
802.11ax HEW80_Nss1,(MCS0)_1TX	3.26
802.11ax HEW160_Nss1,(MCS0)_1TX	-3.99
5.725-5.85GHz	-
802.11a_Nss1,(6Mbps)_1TX	8.65
802.11ax HEW20_Nss1,(MCS0)_1TX	8.50
802.11ax HEW40_Nss1,(MCS0)_1TX	5.25
802.11ax HEW80_Nss1,(MCS0)_1TX	0.42

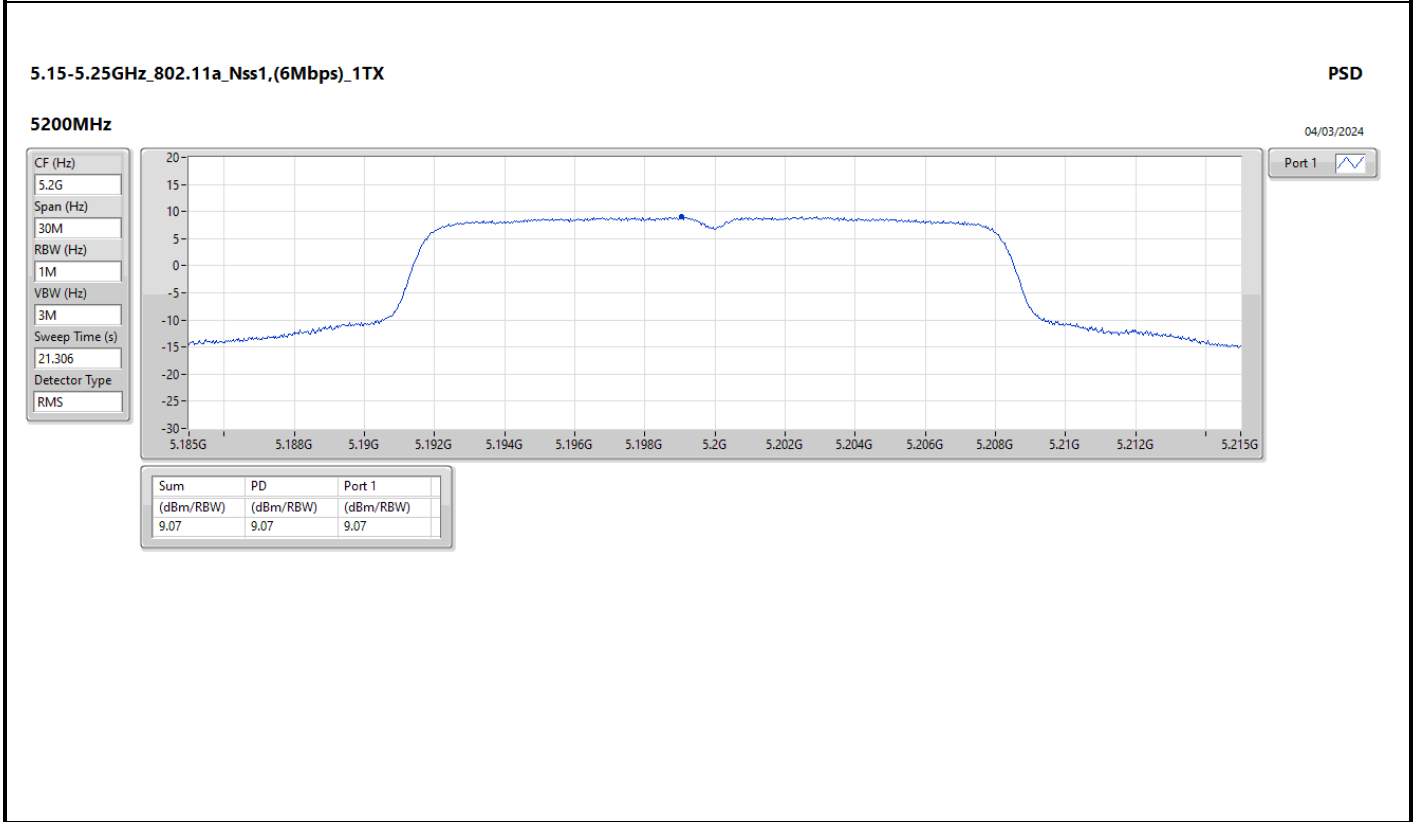
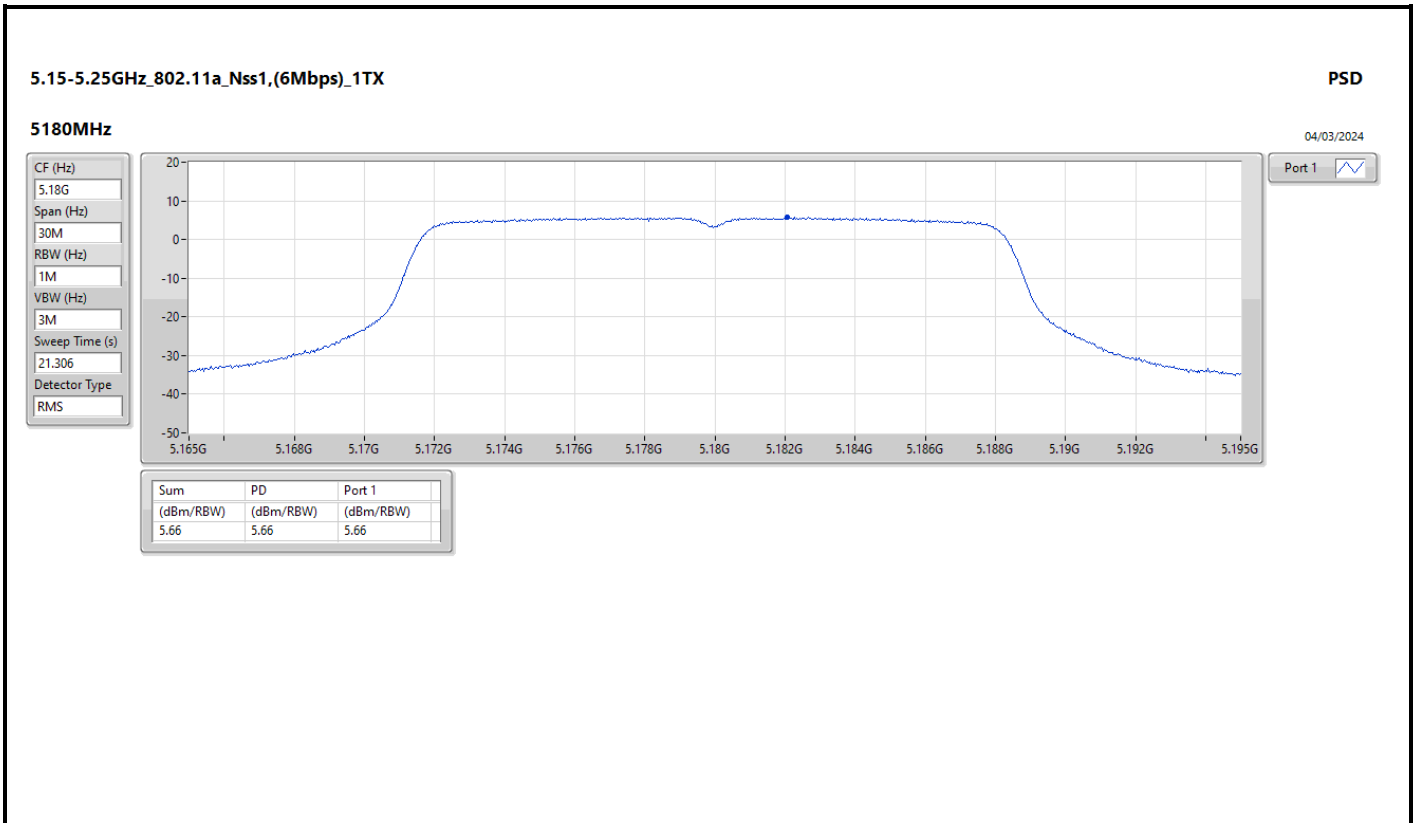
RBW = 500kHz for 5.725-5.85GHz band / 1MHz for other band;

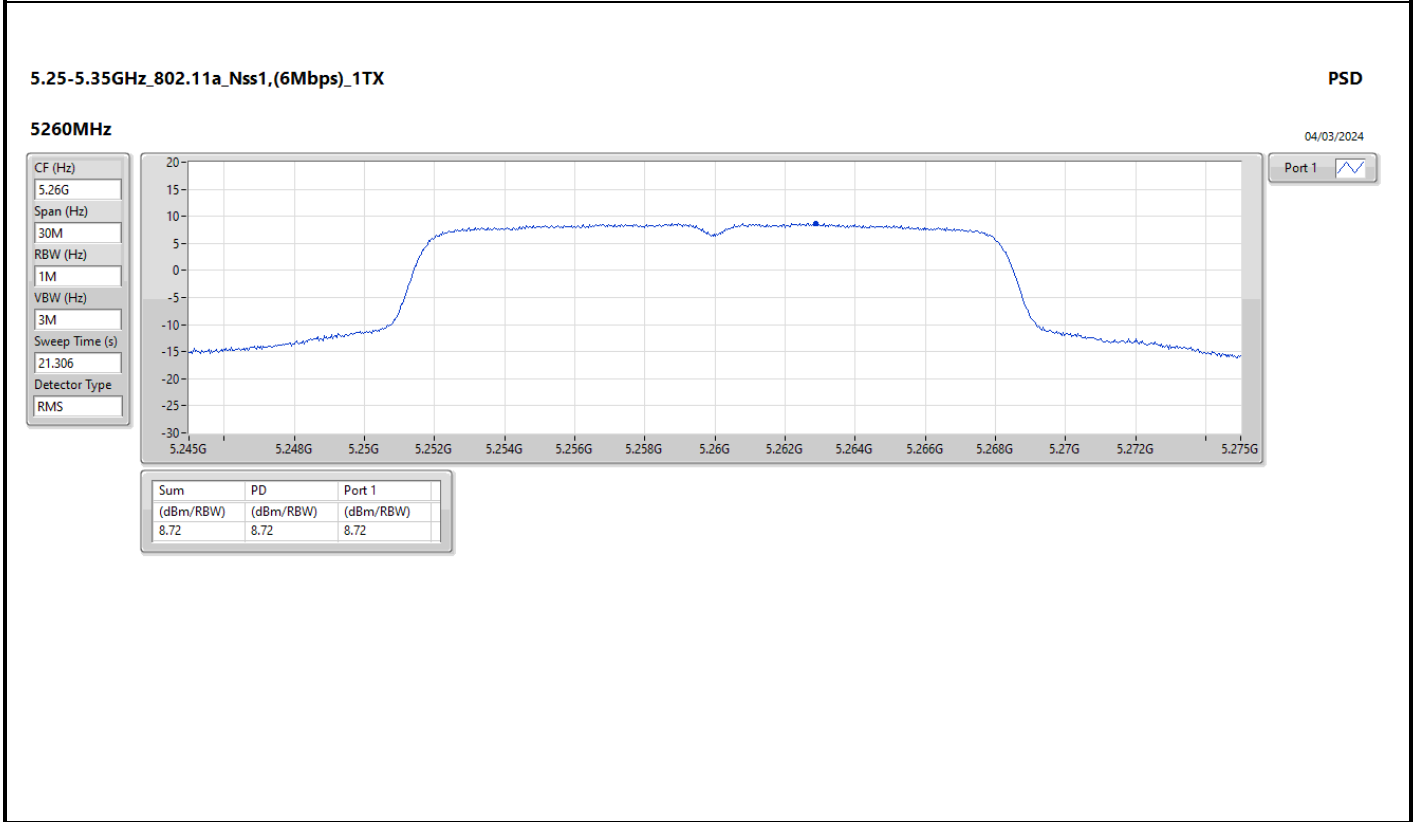
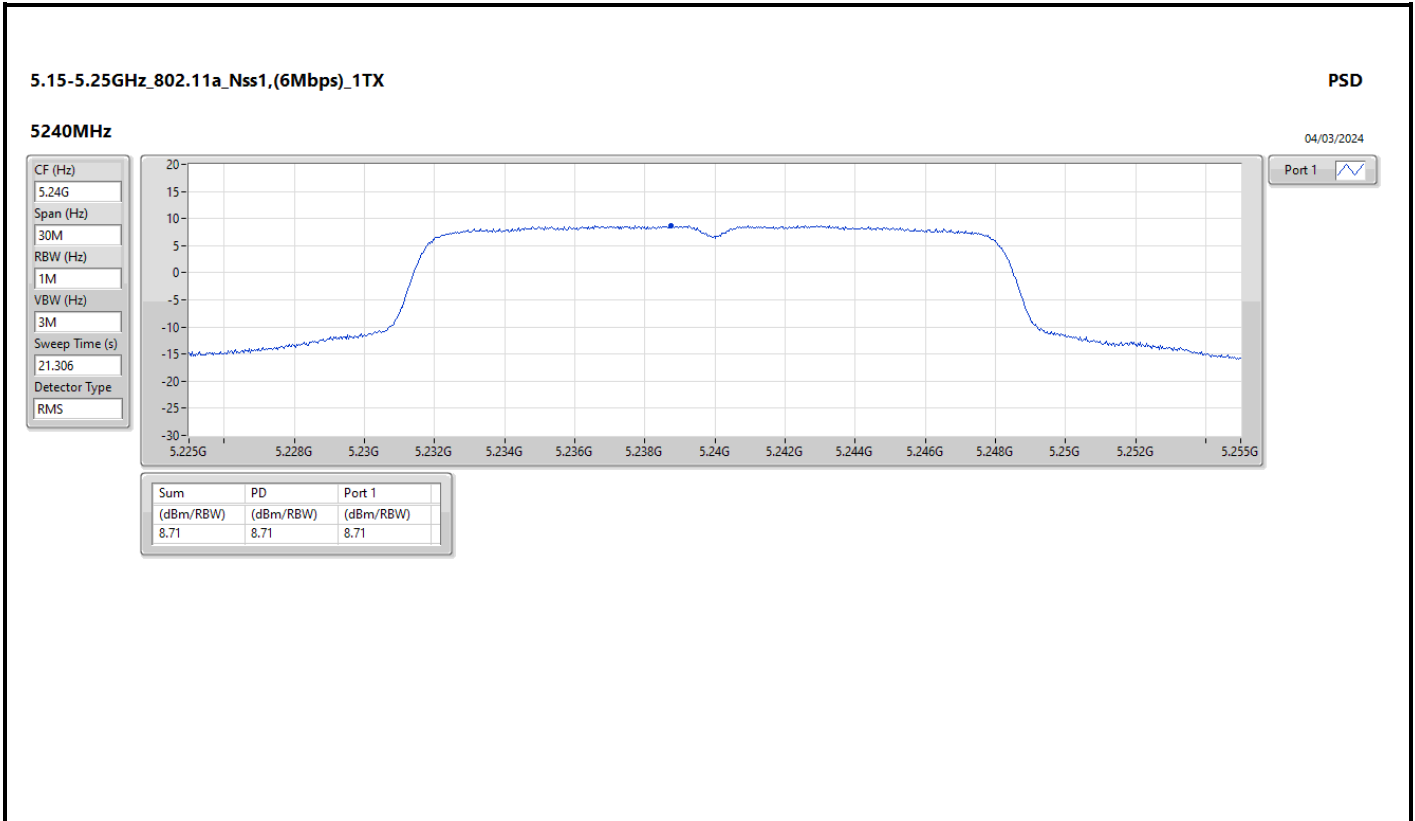


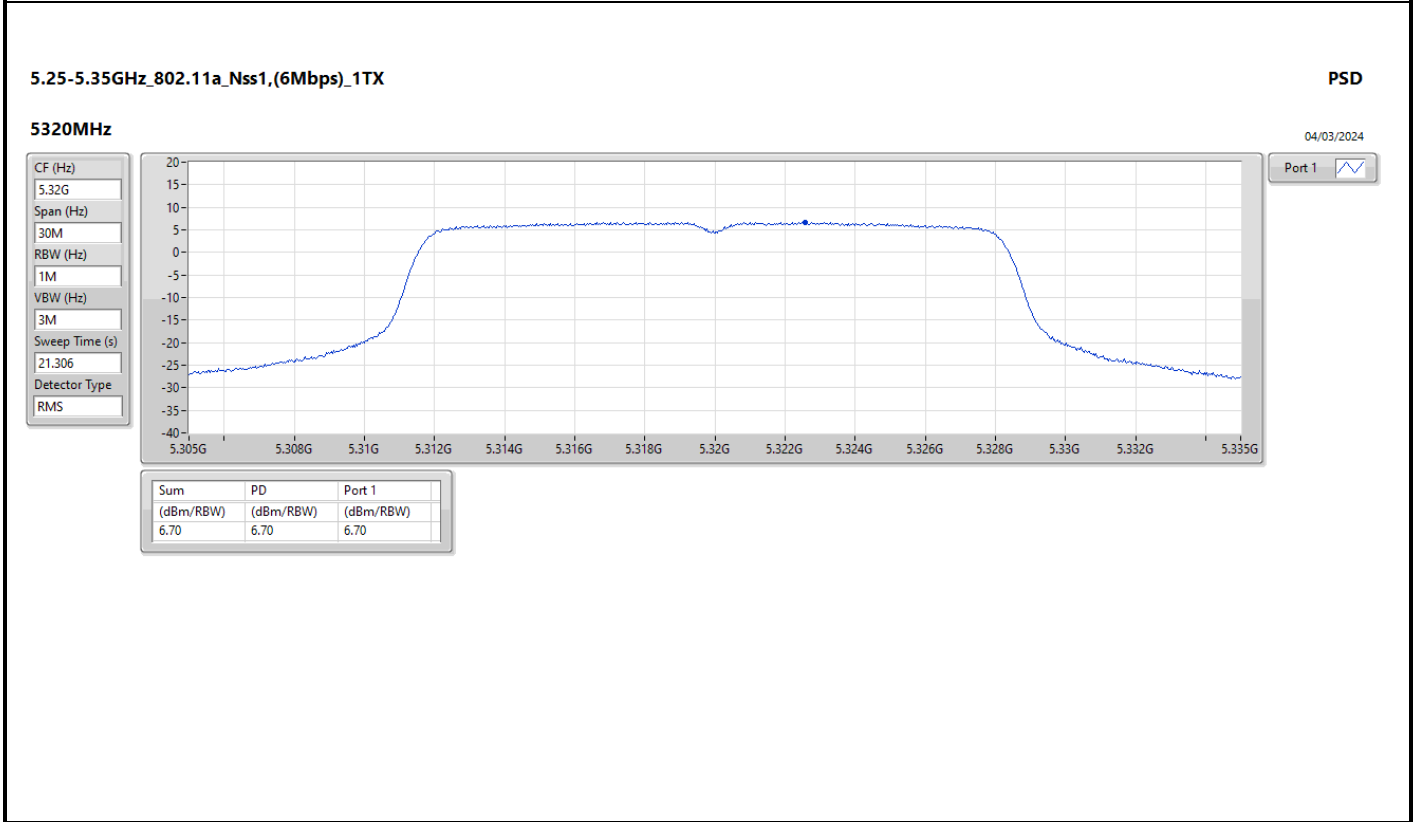
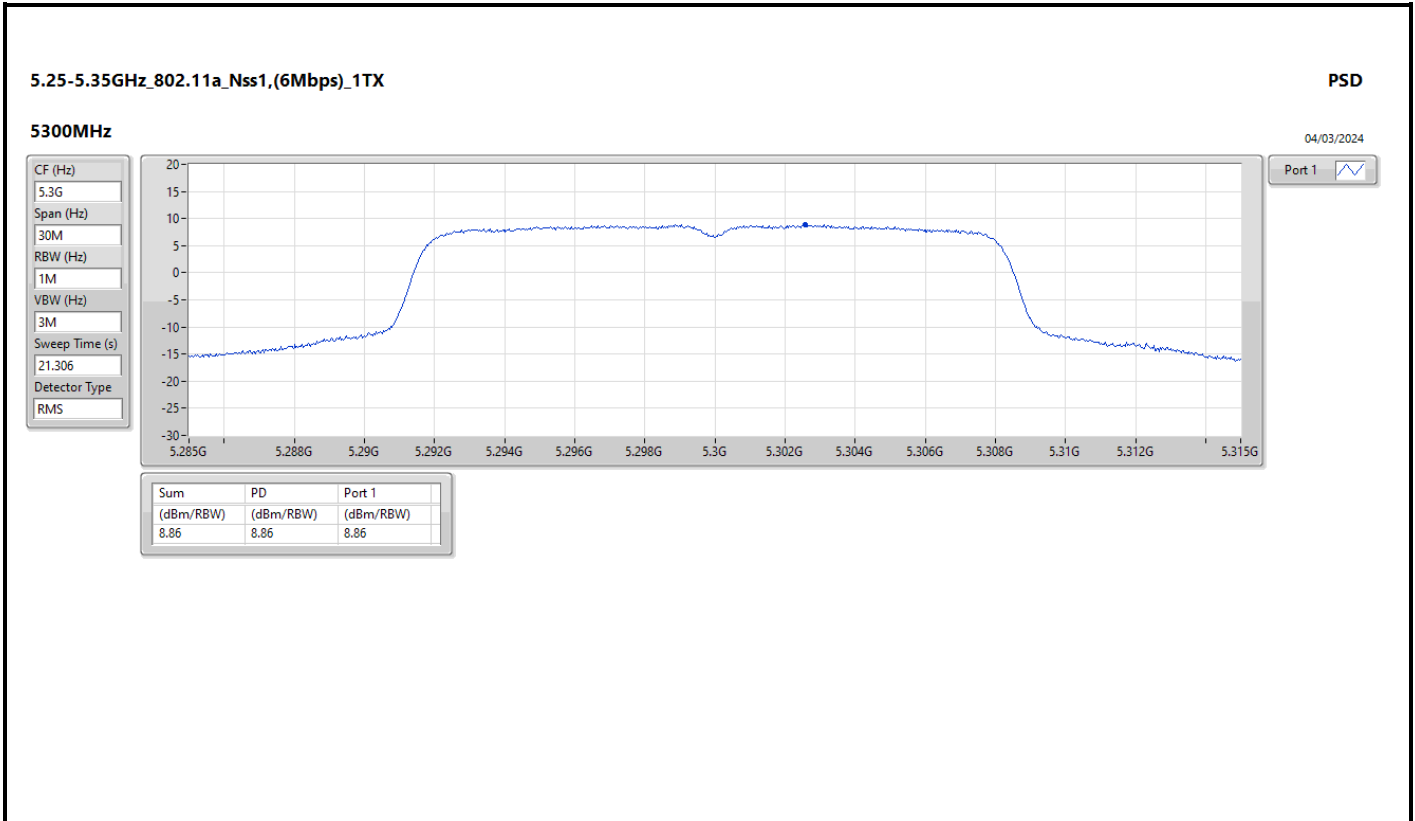
Result

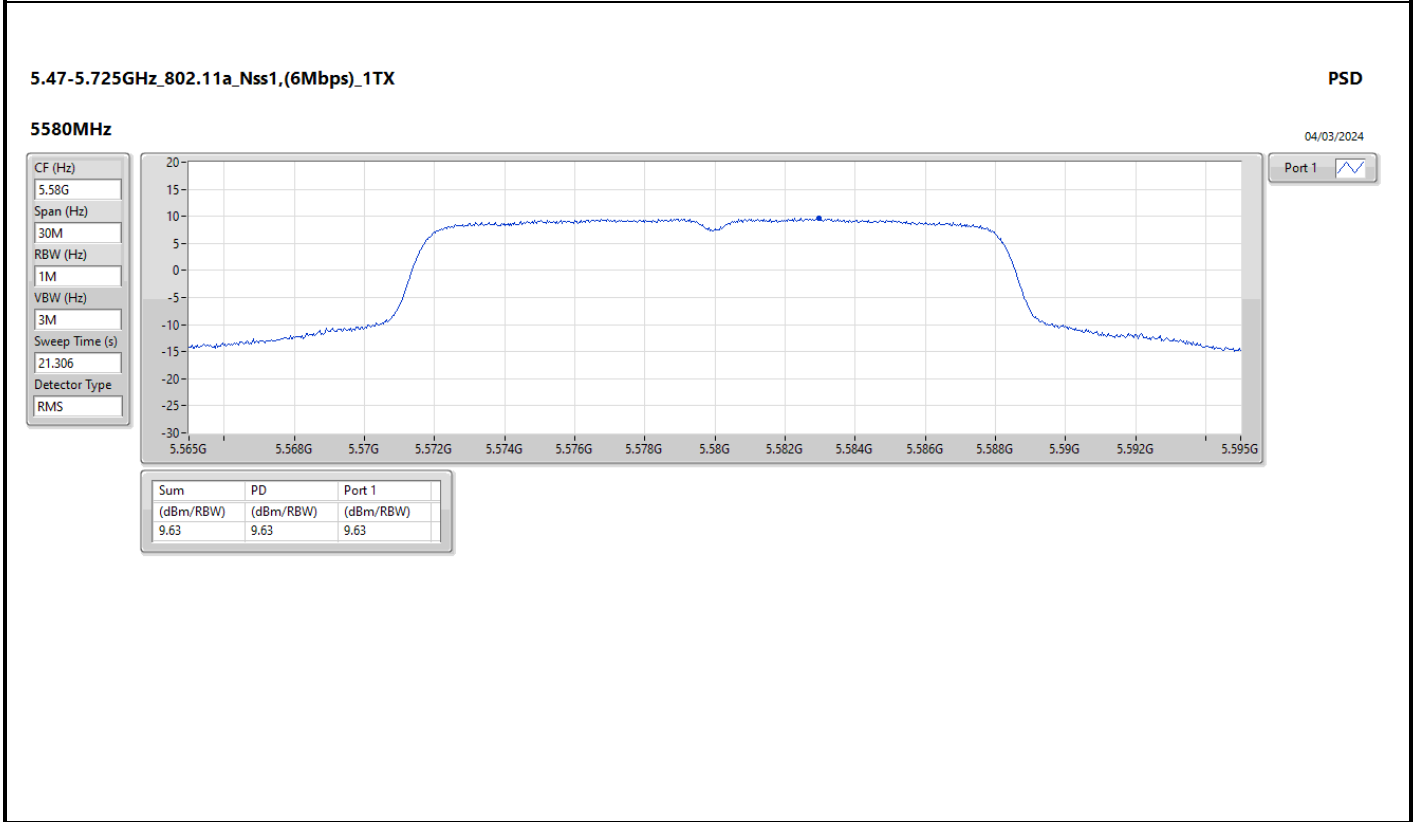
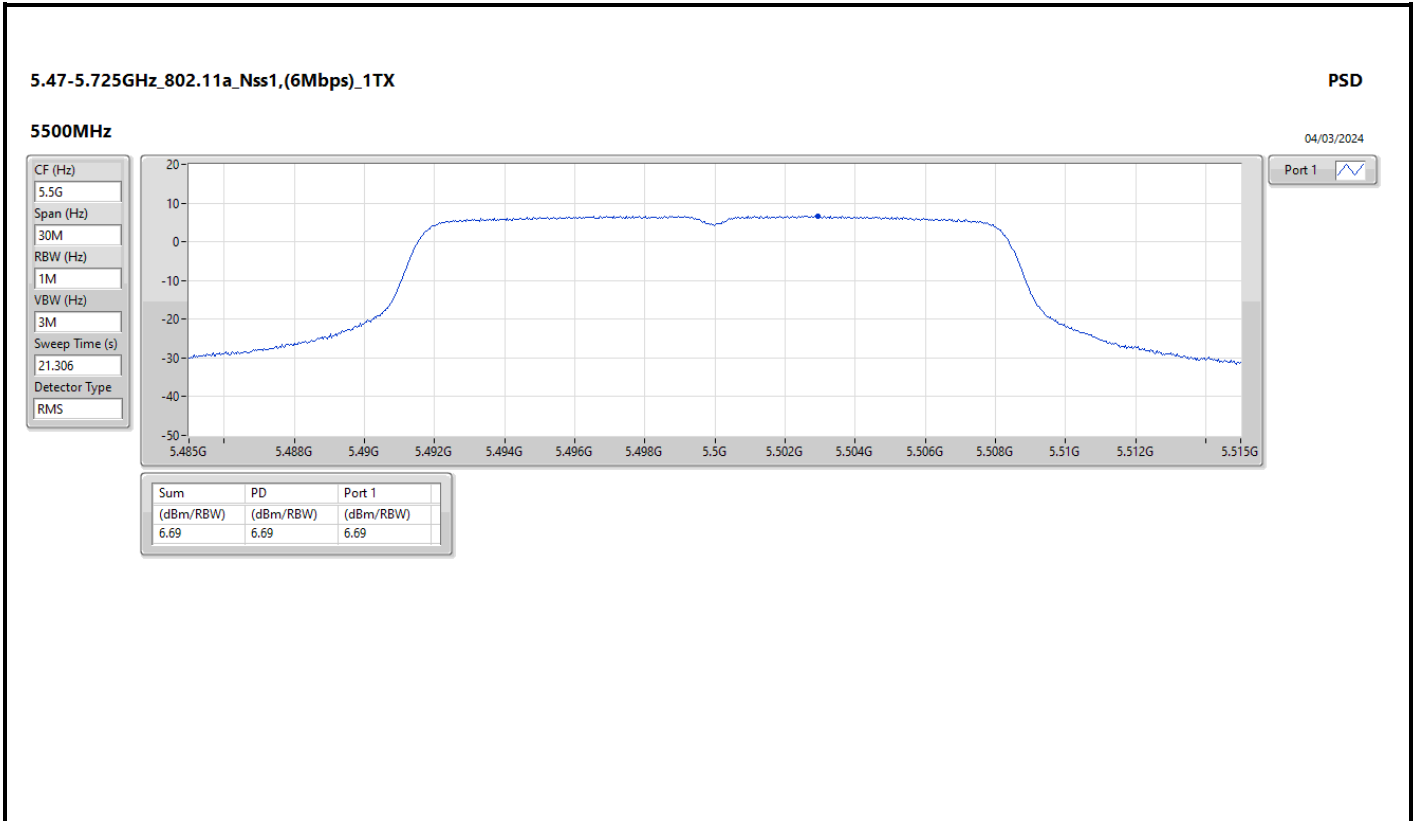
Mode	Result	DG (dBi)	Port 1 (dBm/RBW)	PD (dBm/RBW)	PD Limit (dBm/RBW)
802.11a_Nss1,(6Mbps)_1TX	-	-	-	-	-
5180MHz	Pass	2.74	5.66	5.66	17.00
5200MHz	Pass	2.74	9.07	9.07	17.00
5240MHz	Pass	2.74	8.71	8.71	17.00
5260MHz	Pass	3.39	8.72	8.72	11.00
5300MHz	Pass	3.39	8.86	8.86	11.00
5320MHz	Pass	3.39	6.70	6.70	11.00
5500MHz	Pass	4.78	6.69	6.69	11.00
5580MHz	Pass	4.78	9.63	9.63	11.00
5700MHz	Pass	4.78	5.40	5.40	11.00
5720MHz Straddle 5.47-5.725GHz	Pass	4.78	9.20	9.20	11.00
5720MHz Straddle 5.725-5.85GHz	Pass	3.51	7.25	7.25	30.00
5745MHz	Pass	3.51	8.57	8.57	30.00
5785MHz	Pass	3.51	8.62	8.62	30.00
5825MHz	Pass	3.51	8.65	8.65	30.00
802.11ax HEW20_Nss1,(MCS0)_1TX	-	-	-	-	-
5180MHz	Pass	2.74	5.41	5.41	17.00
5200MHz	Pass	2.74	8.30	8.30	17.00
5240MHz	Pass	2.74	8.20	8.20	17.00
5260MHz	Pass	3.39	8.09	8.09	11.00
5300MHz	Pass	3.39	8.30	8.30	11.00
5320MHz	Pass	3.39	5.88	5.88	11.00
5500MHz	Pass	4.78	5.05	5.05	11.00
5580MHz	Pass	4.78	8.98	8.98	11.00
5700MHz	Pass	4.78	4.98	4.98	11.00
5720MHz Straddle 5.47-5.725GHz	Pass	4.78	8.43	8.43	11.00
5720MHz Straddle 5.725-5.85GHz	Pass	3.51	6.58	6.58	30.00
5745MHz	Pass	3.51	8.10	8.10	30.00
5785MHz	Pass	3.51	8.12	8.12	30.00
5825MHz	Pass	3.51	8.50	8.50	30.00
802.11ax HEW40_Nss1,(MCS0)_1TX	-	-	-	-	-
5190MHz	Pass	2.74	2.09	2.09	17.00
5230MHz	Pass	2.74	5.20	5.20	17.00
5270MHz	Pass	3.39	5.00	5.00	11.00
5310MHz	Pass	3.39	1.77	1.77	11.00
5510MHz	Pass	4.78	1.96	1.96	11.00
5550MHz	Pass	4.78	6.02	6.02	11.00
5670MHz	Pass	4.78	4.20	4.20	11.00
5710MHz Straddle 5.47-5.725GHz	Pass	4.78	5.69	5.69	11.00
5710MHz Straddle 5.725-5.85GHz	Pass	3.51	2.55	2.55	30.00
5755MHz	Pass	3.51	5.25	5.25	30.00
5795MHz	Pass	3.51	5.01	5.01	30.00
802.11ax HEW80_Nss1,(MCS0)_1TX	-	-	-	-	-
5210MHz	Pass	2.74	-2.35	-2.35	17.00
5290MHz	Pass	3.39	-2.01	-2.01	11.00
5530MHz	Pass	4.78	-2.02	-2.02	11.00
5610MHz	Pass	4.78	0.40	0.40	11.00
5690MHz Straddle 5.47-5.725GHz	Pass	4.78	3.26	3.26	11.00
5690MHz Straddle 5.725-5.85GHz	Pass	3.51	-0.31	-0.31	30.00
5775MHz	Pass	3.51	0.42	0.42	30.00
802.11ax HEW160_Nss1,(MCS0)_1TX	-	-	-	-	-
5250MHz Straddle 5.15-5.25GHz	Pass	2.74	-4.57	-4.57	17.00
5250MHz Straddle 5.25-5.35GHz	Pass	3.39	-4.90	-4.90	11.00
5570MHz	Pass	4.78	-3.99	-3.99	11.00

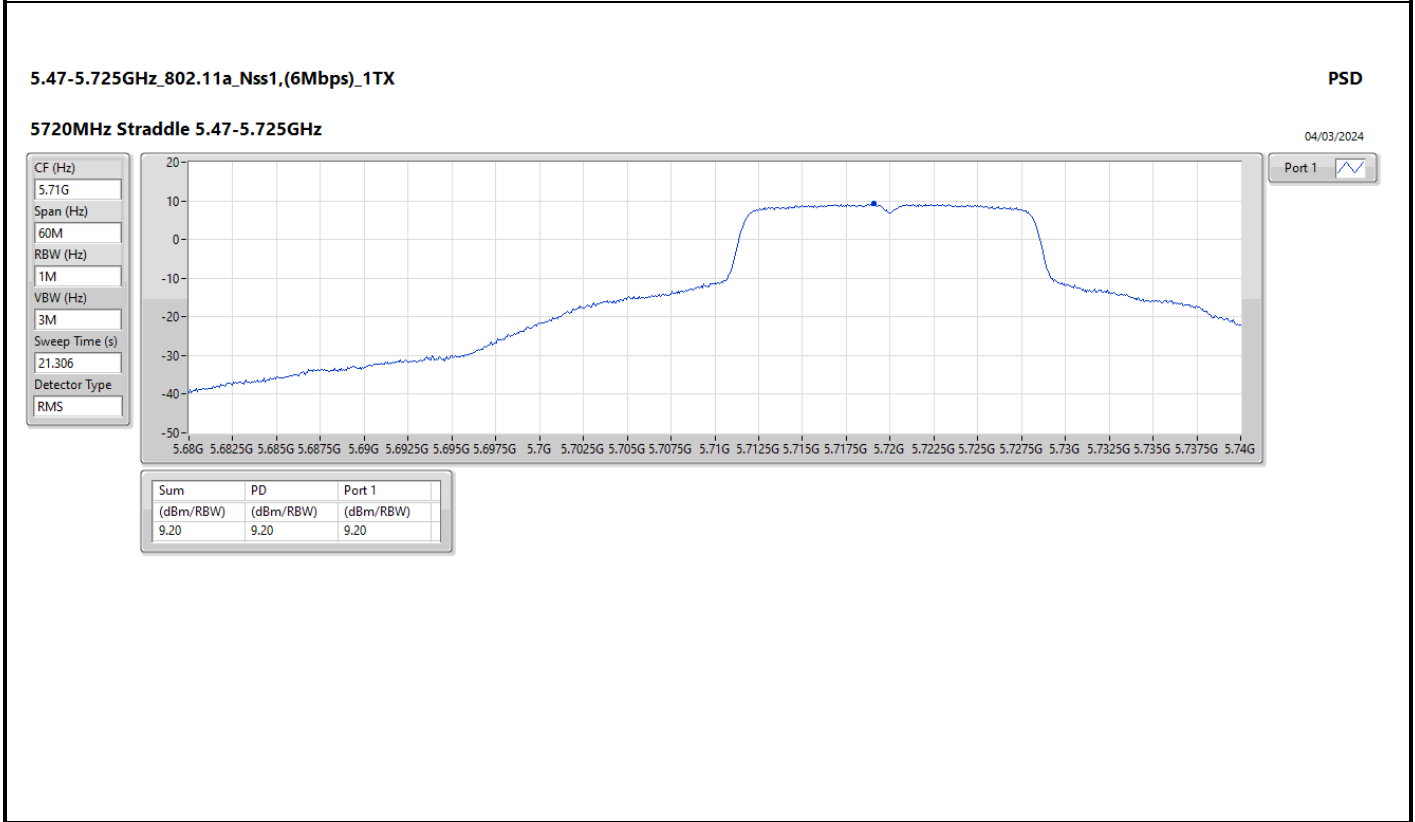
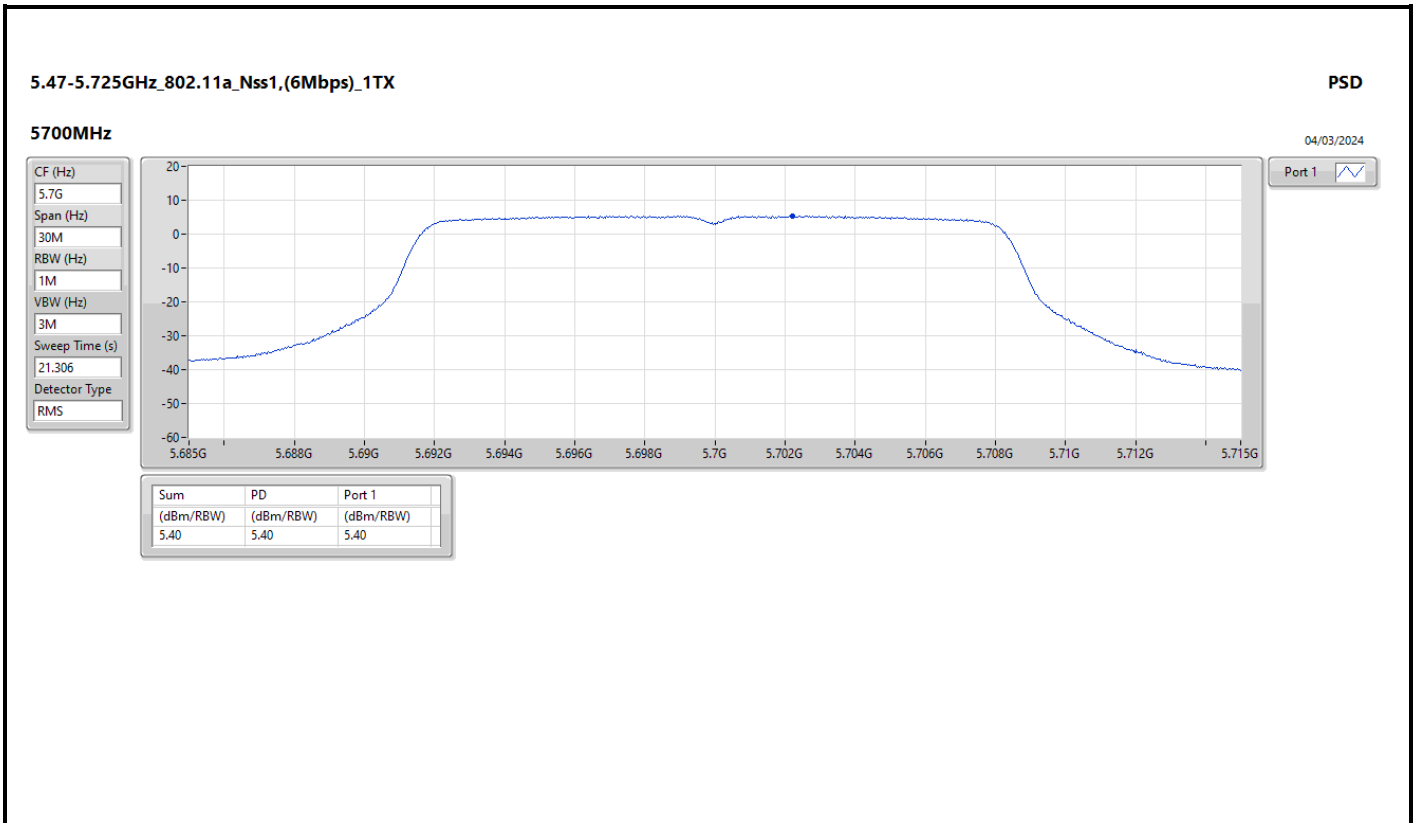
DG = Directional Gain; RBW = 500kHz for 5.725-5.85GHz band / 1MHz for other band;
 PD = trace bin-by-bin of each transmits port summing can be performed maximum power density; Port X = Port X Power Density;

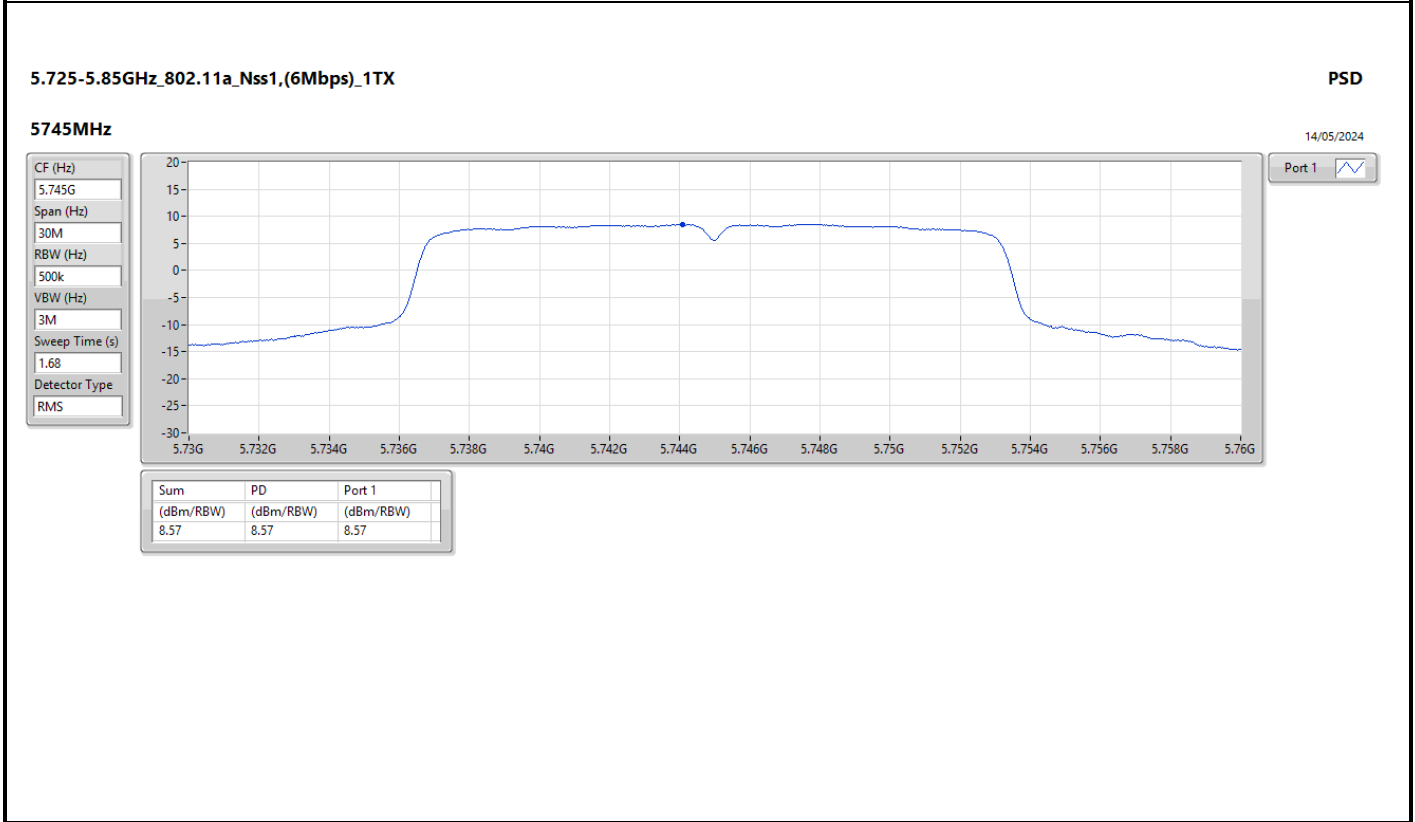
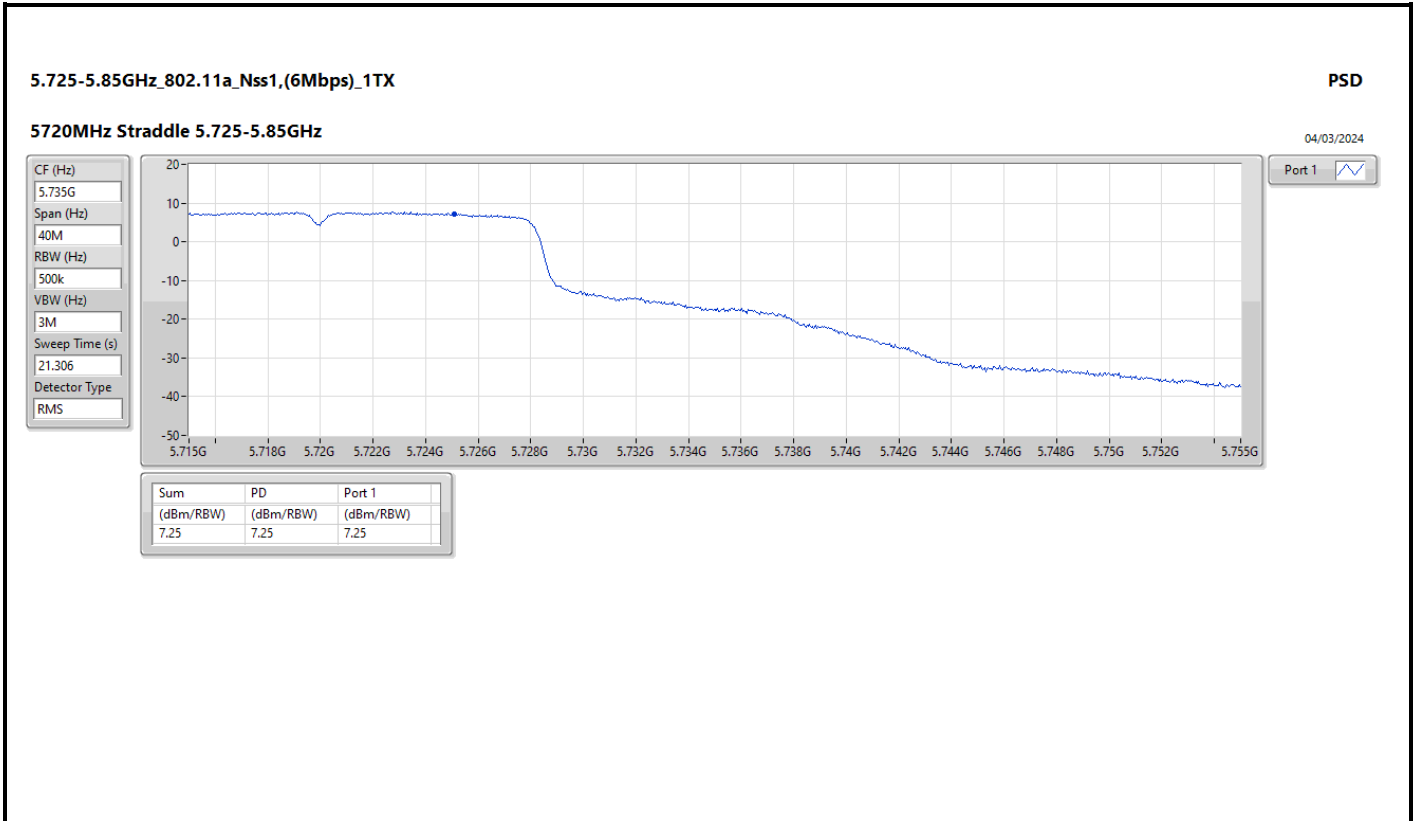


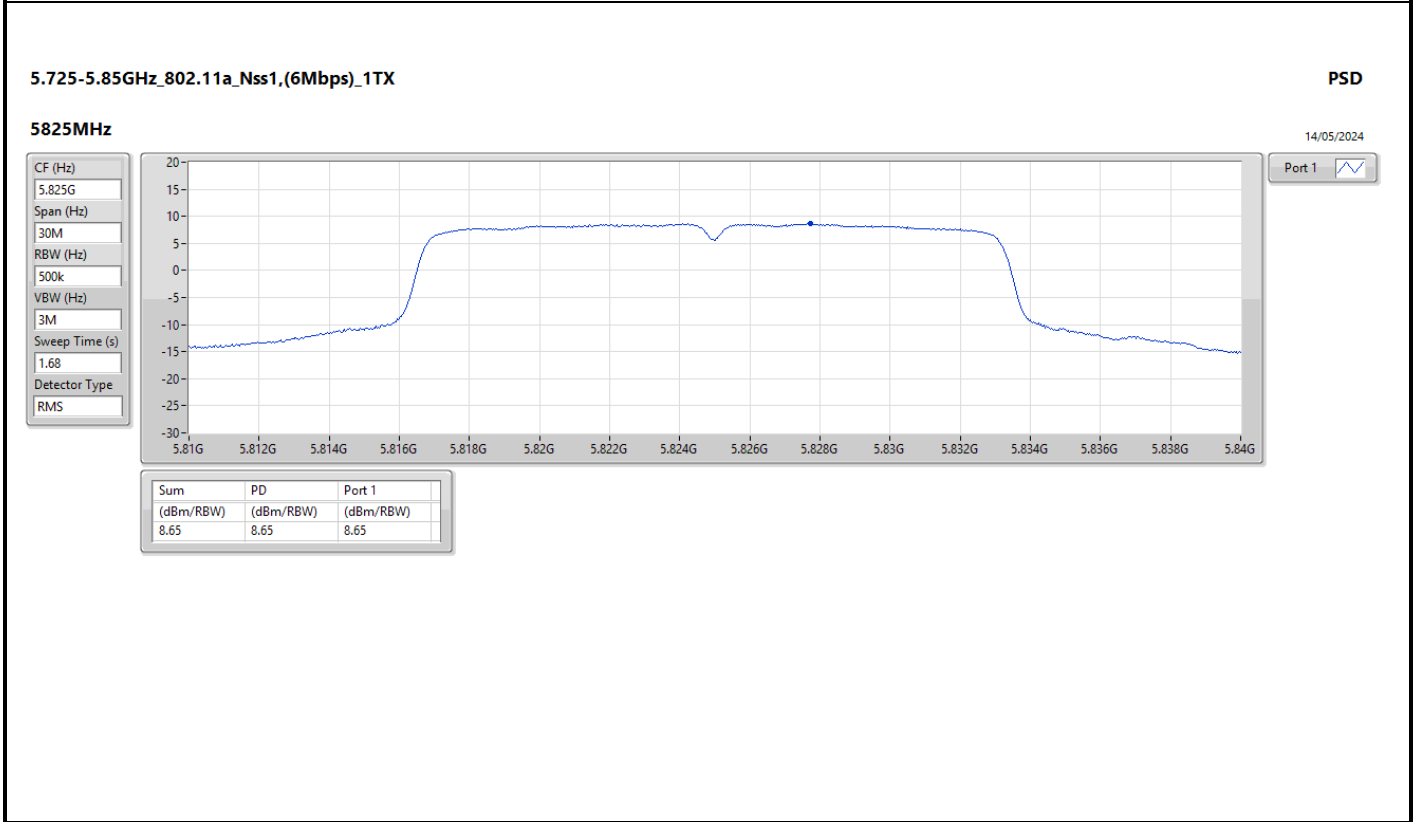
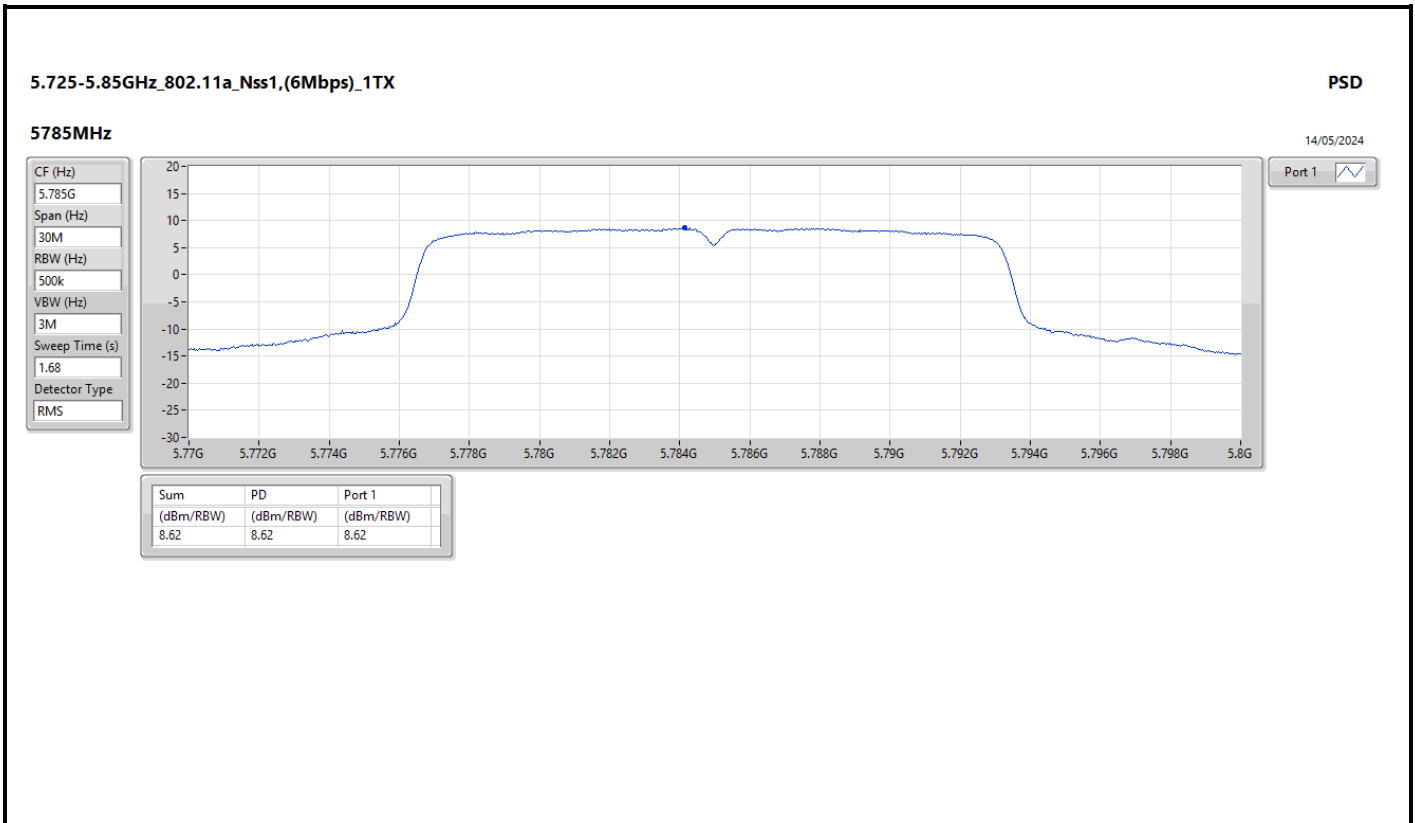


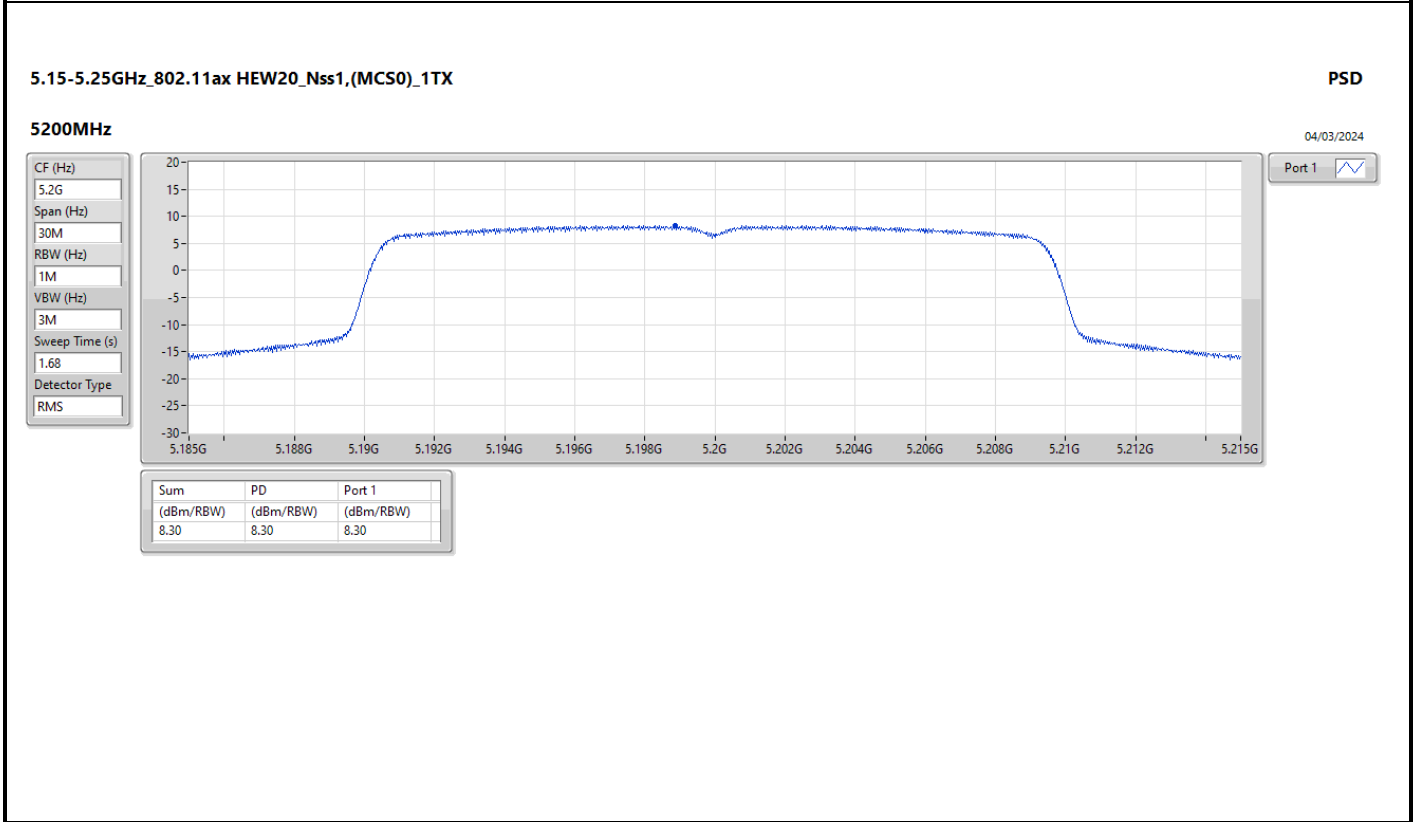
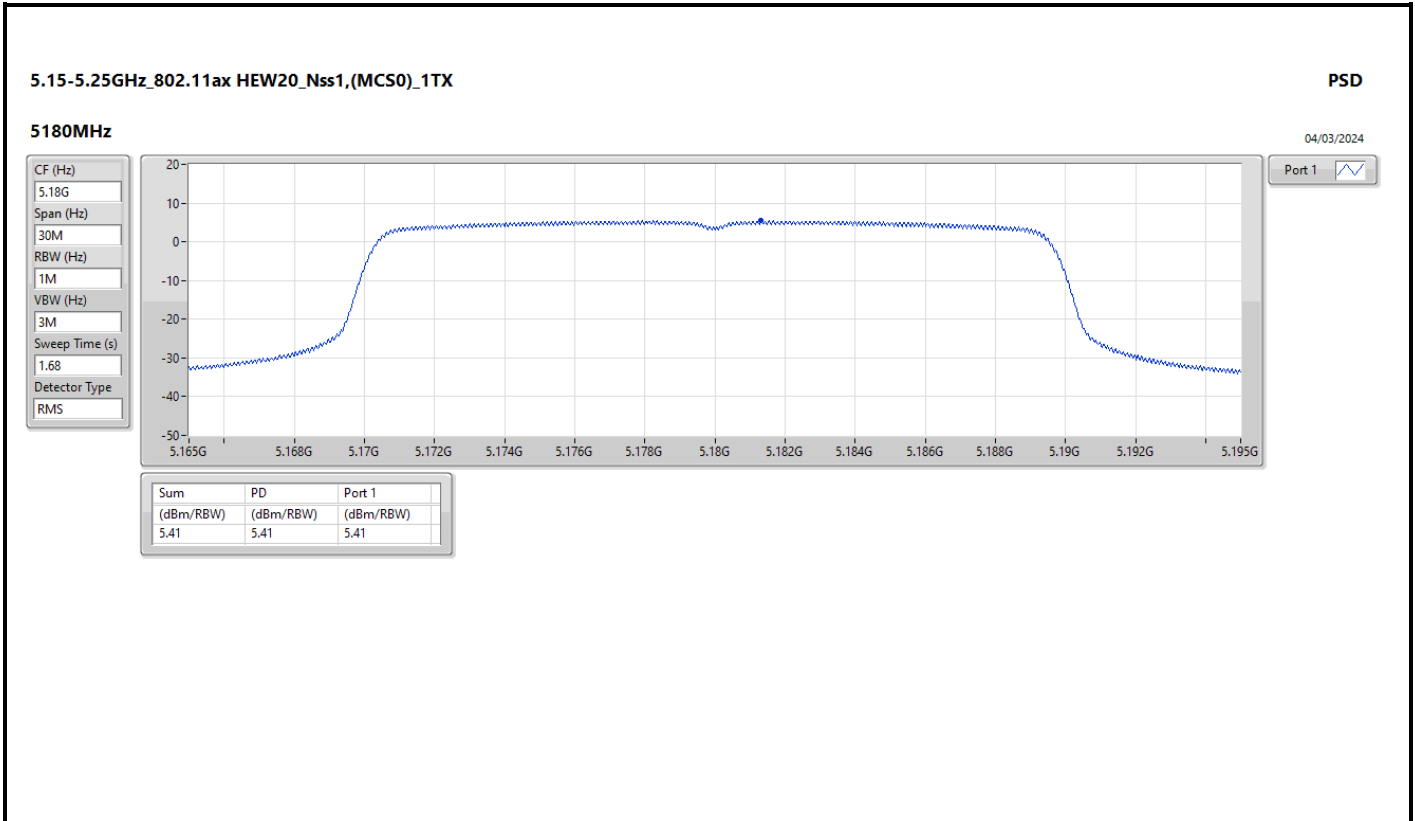


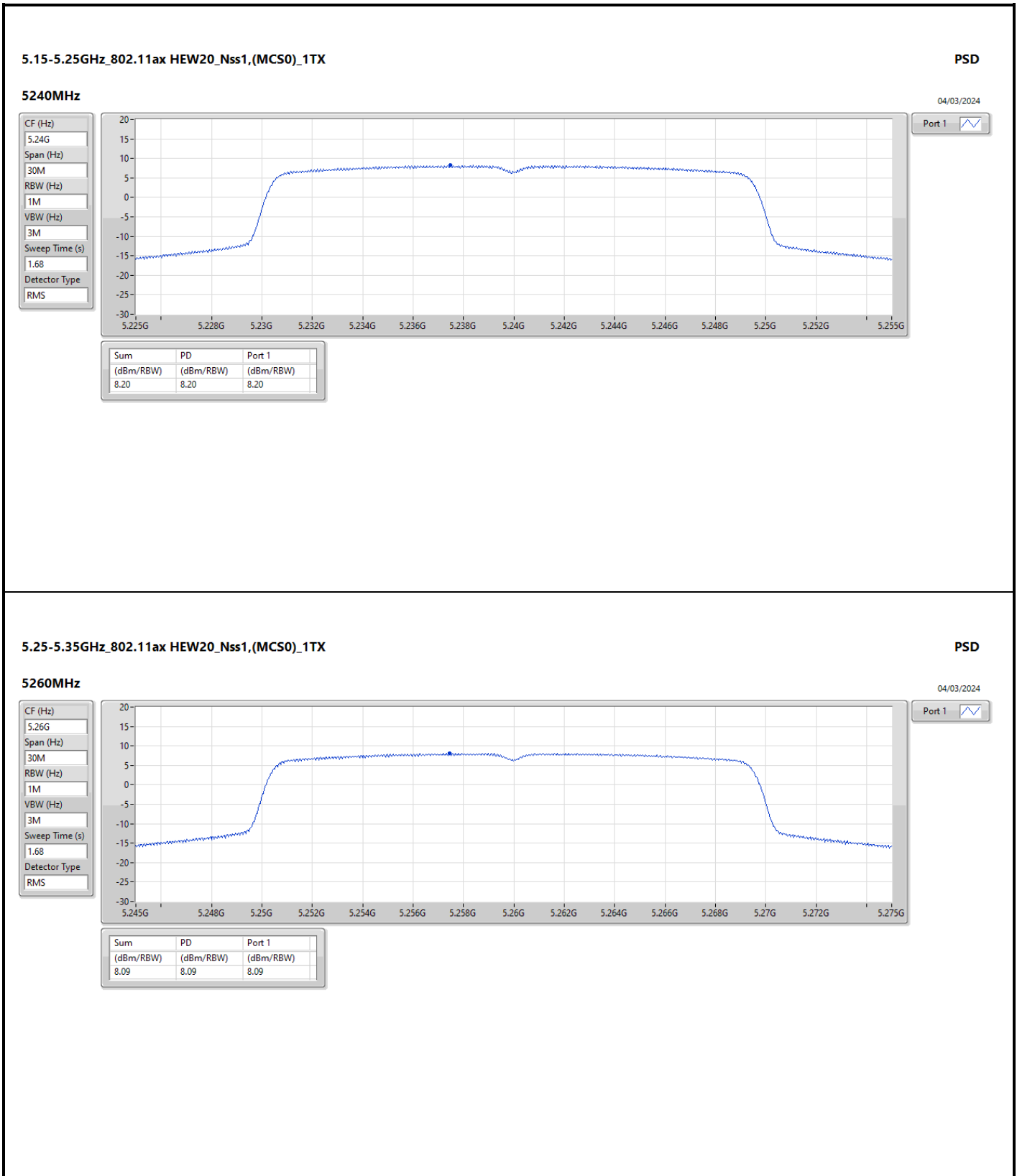


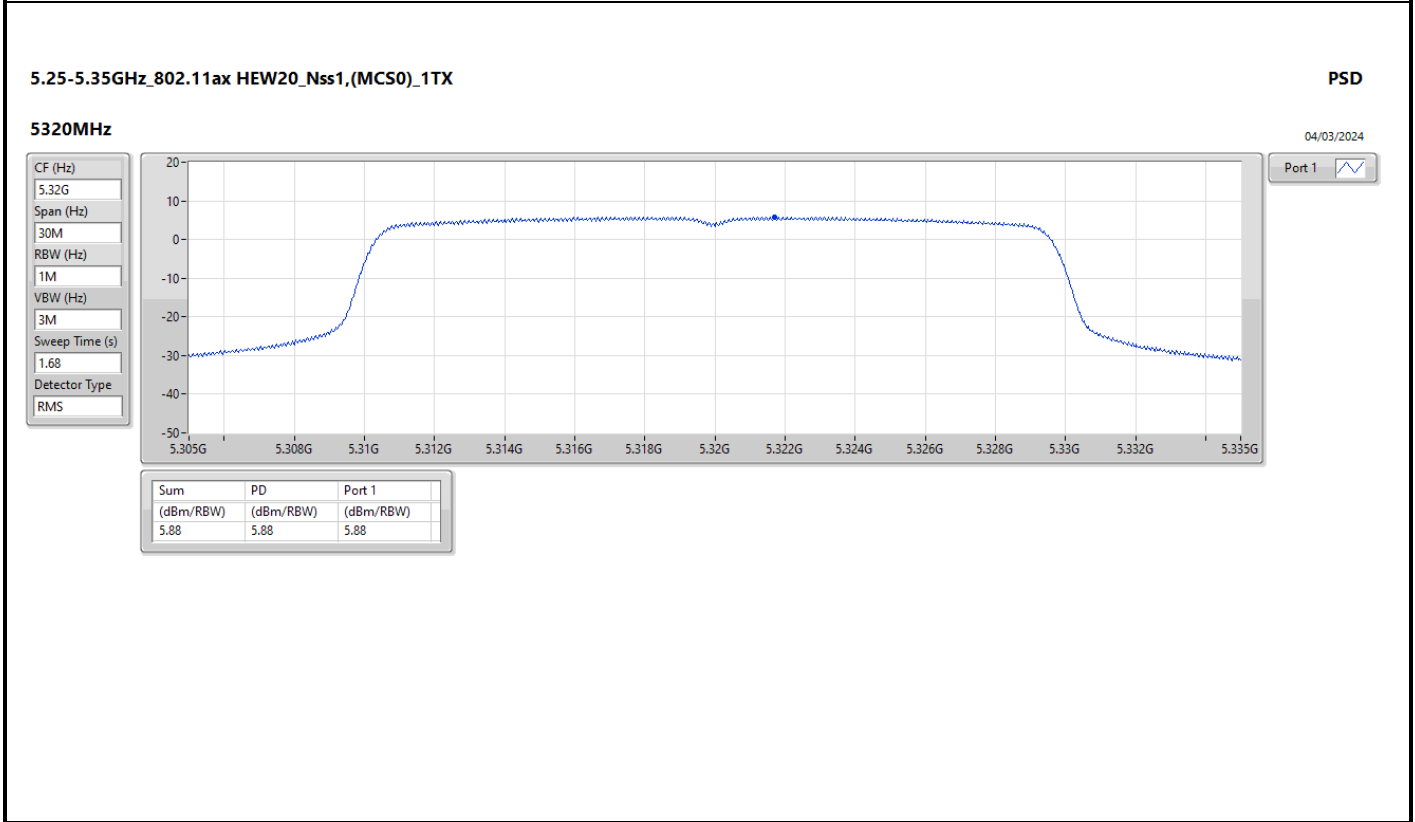
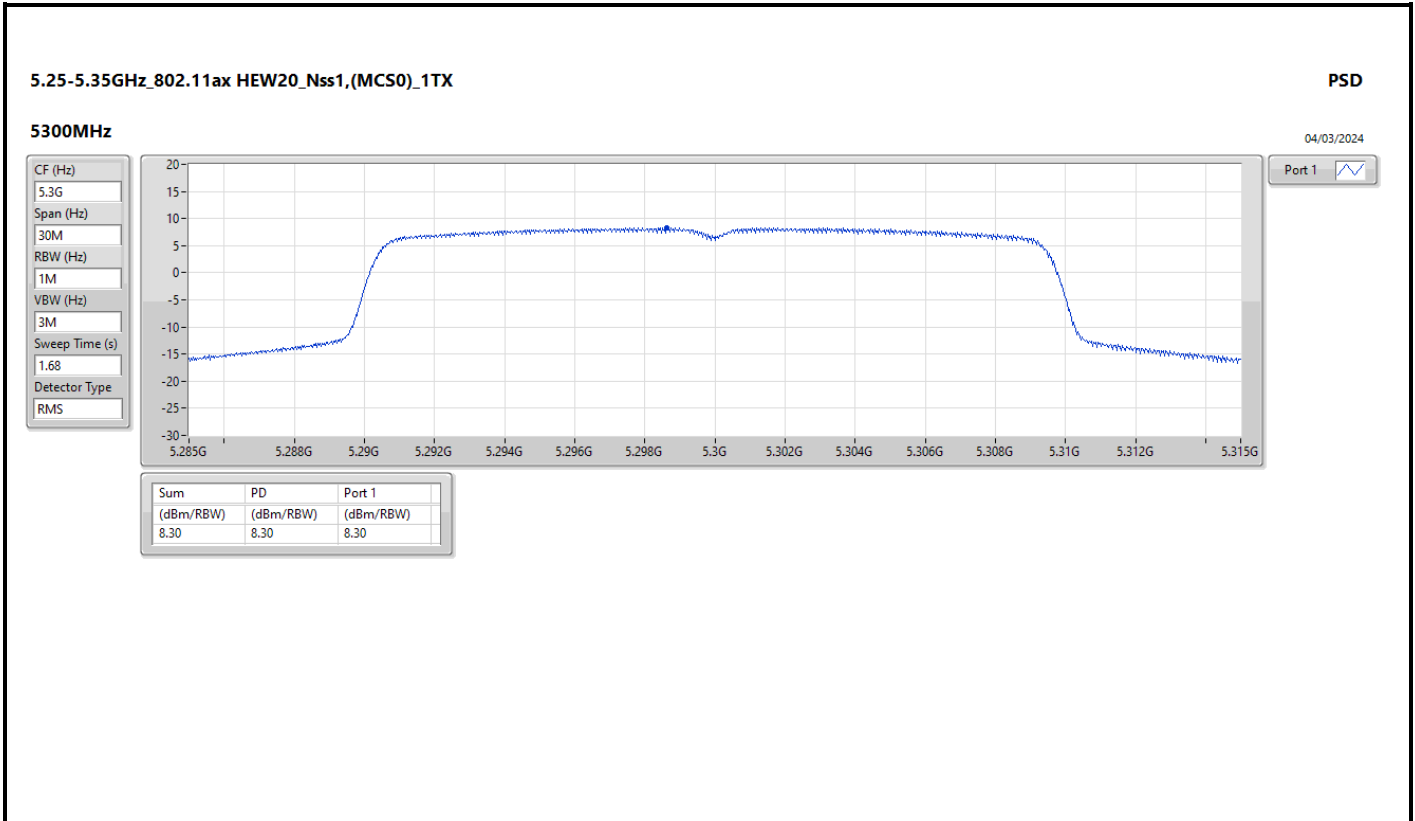


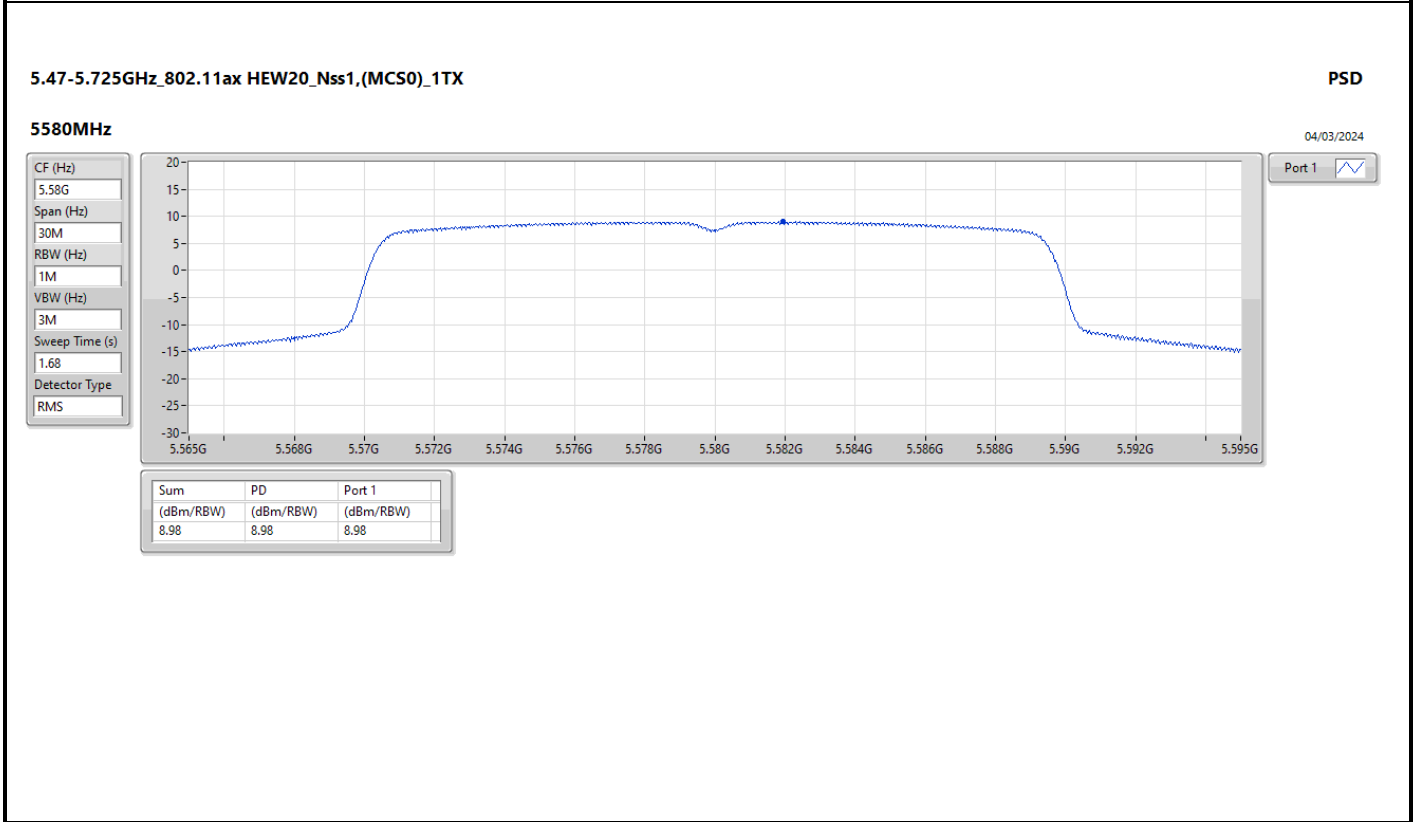
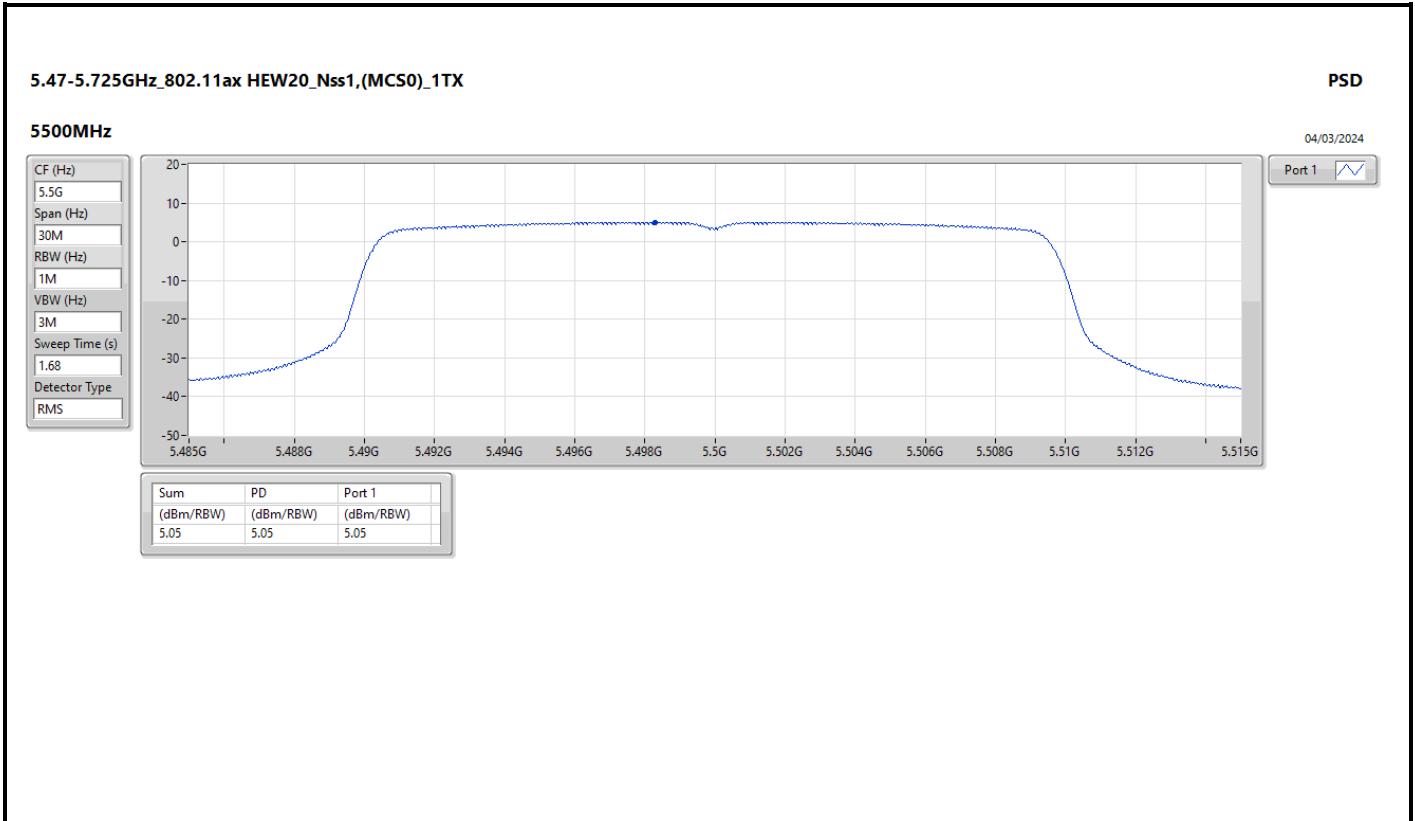


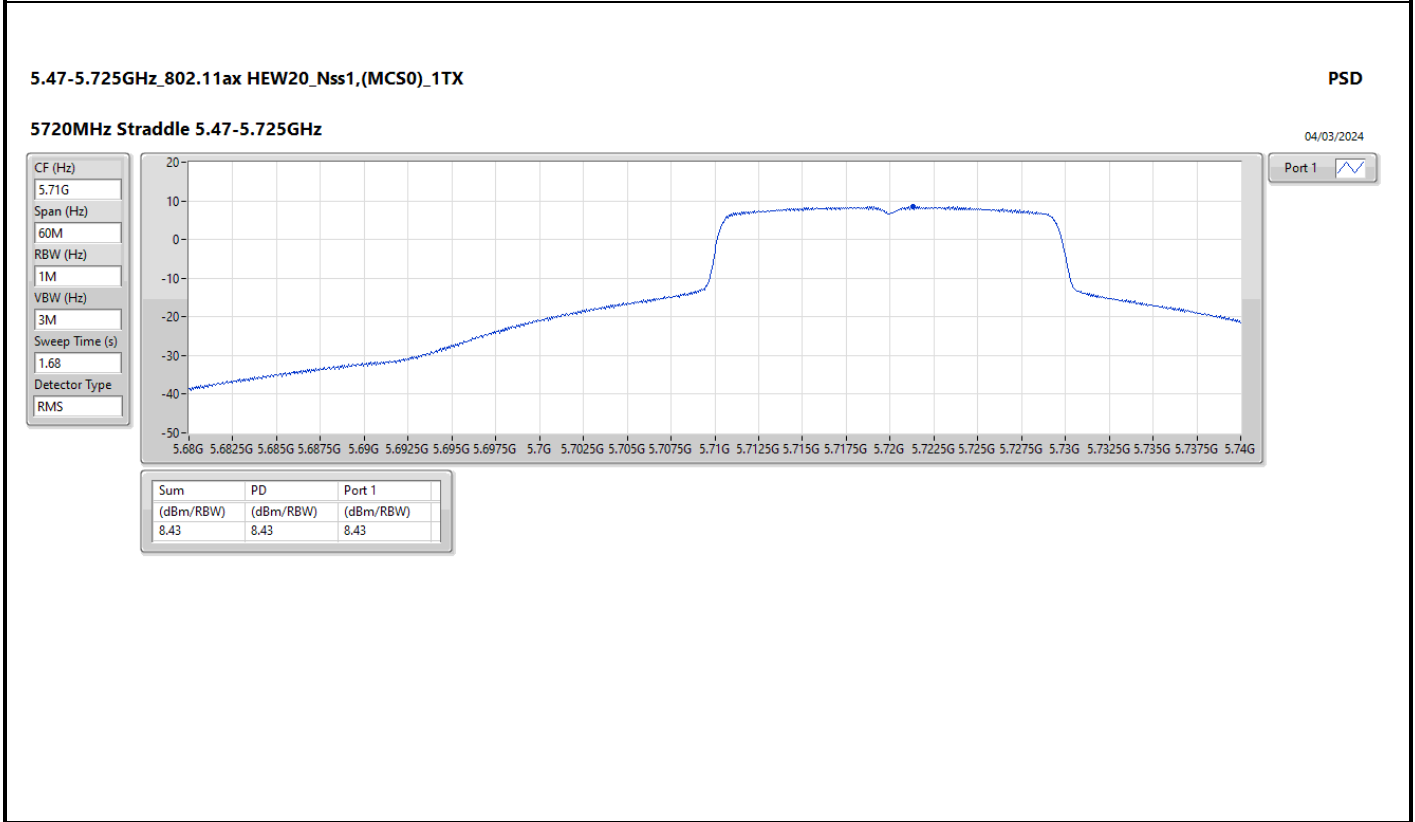
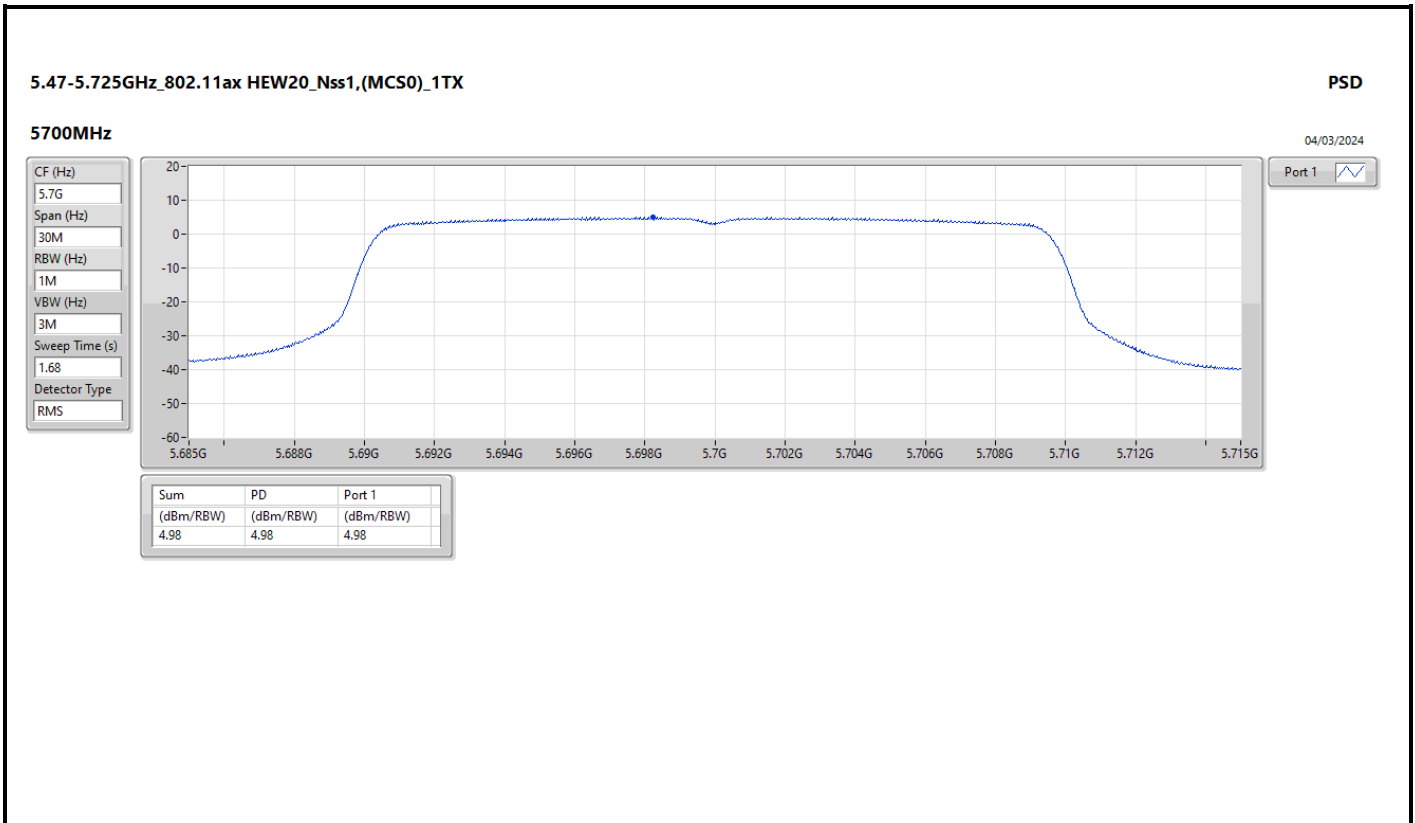


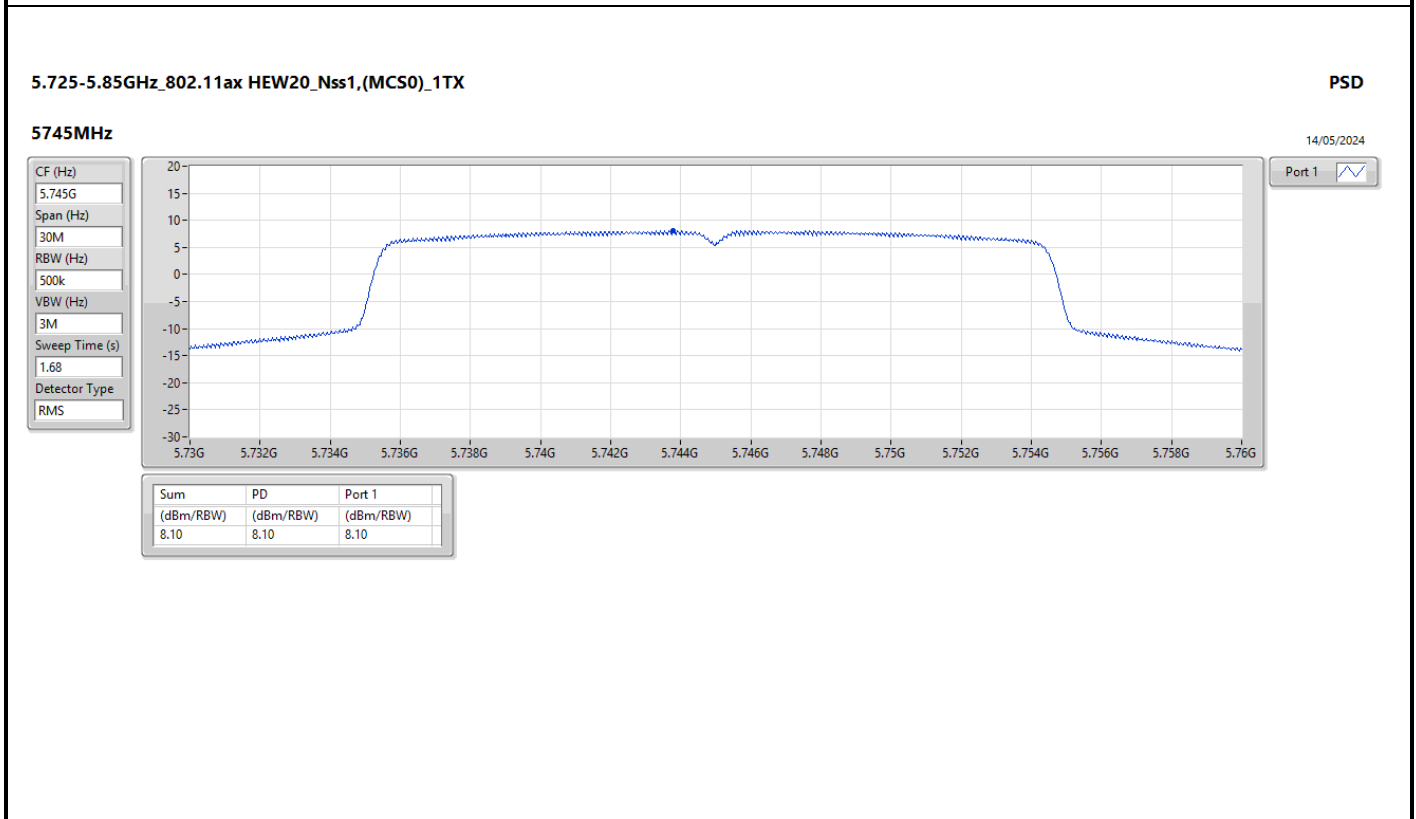
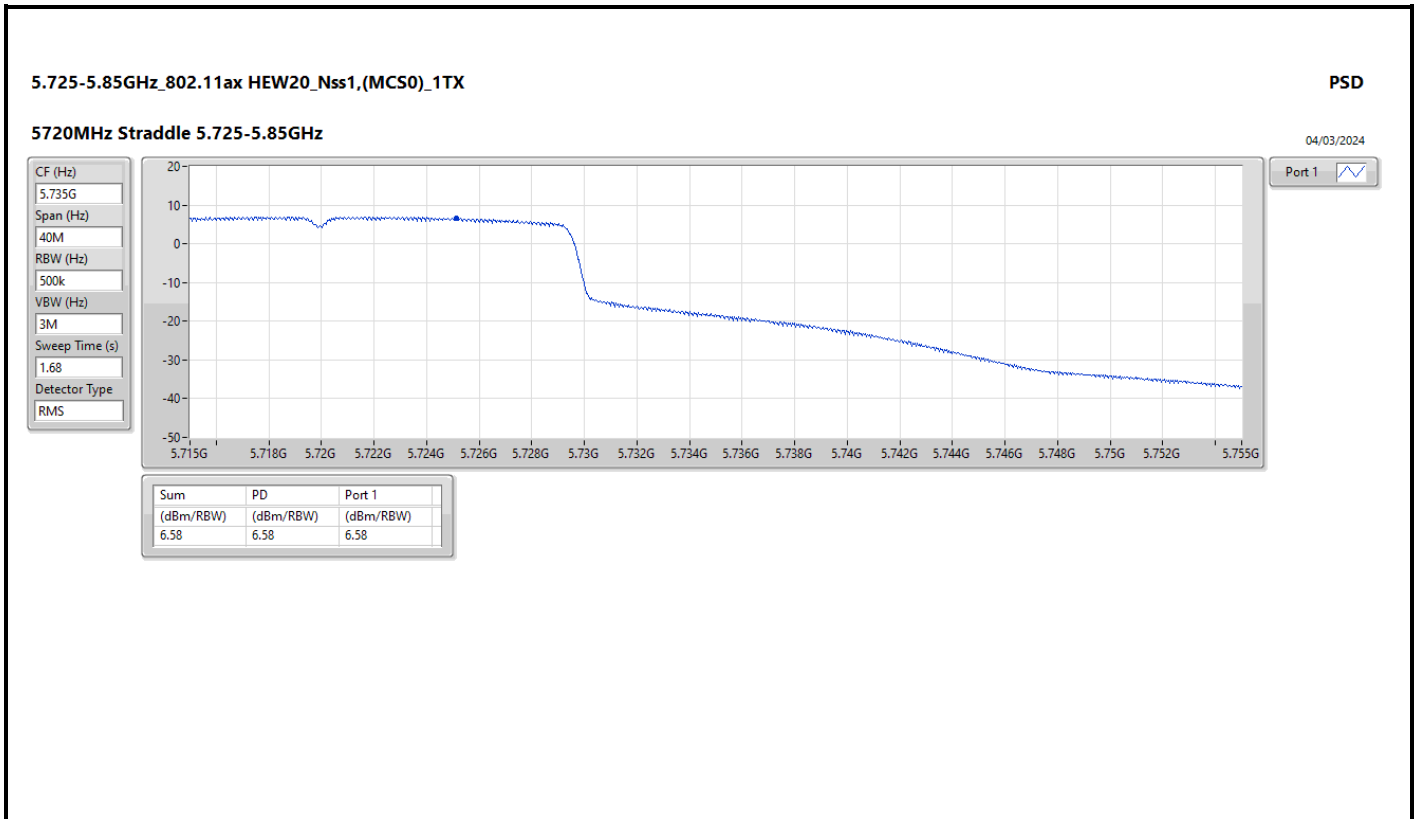


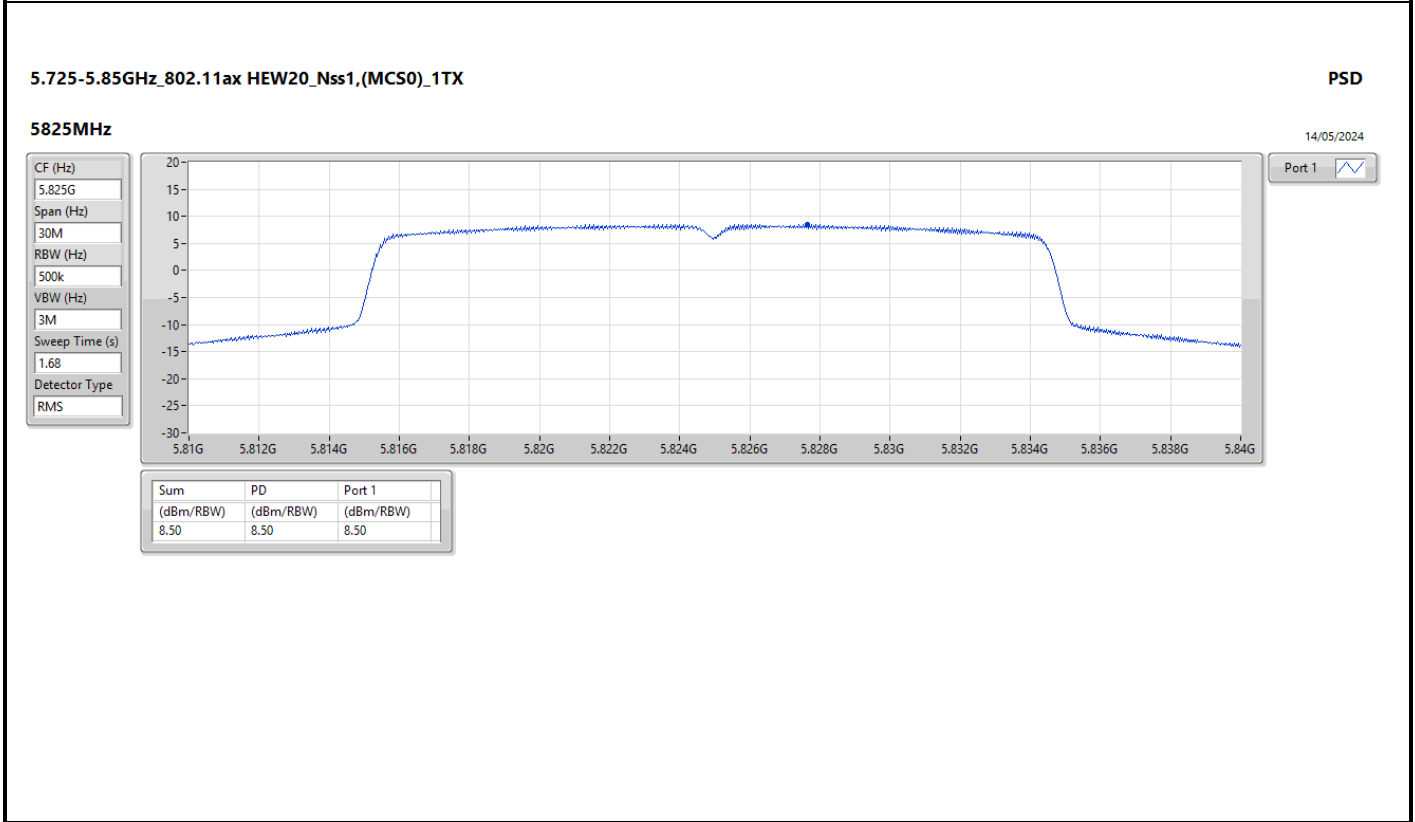
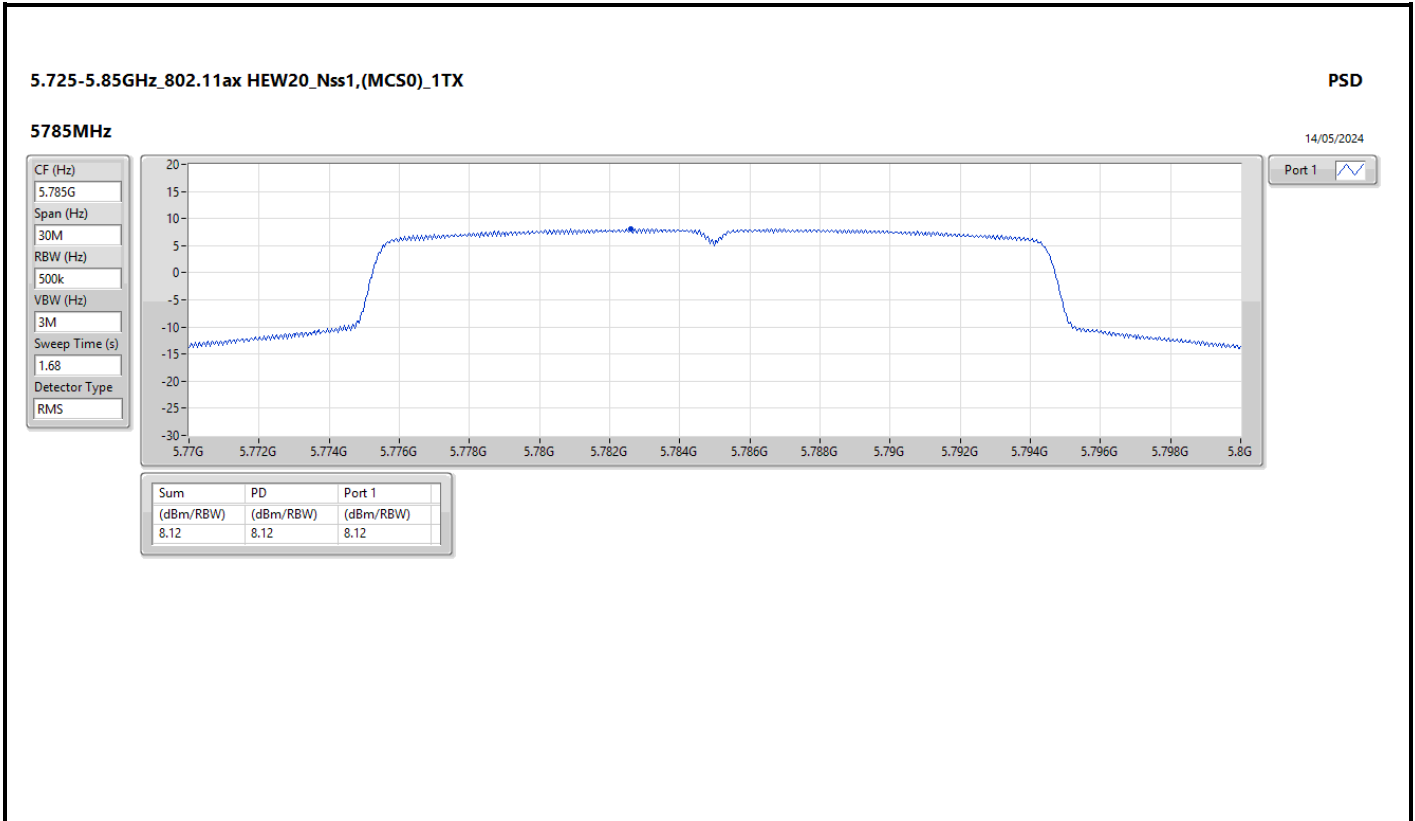


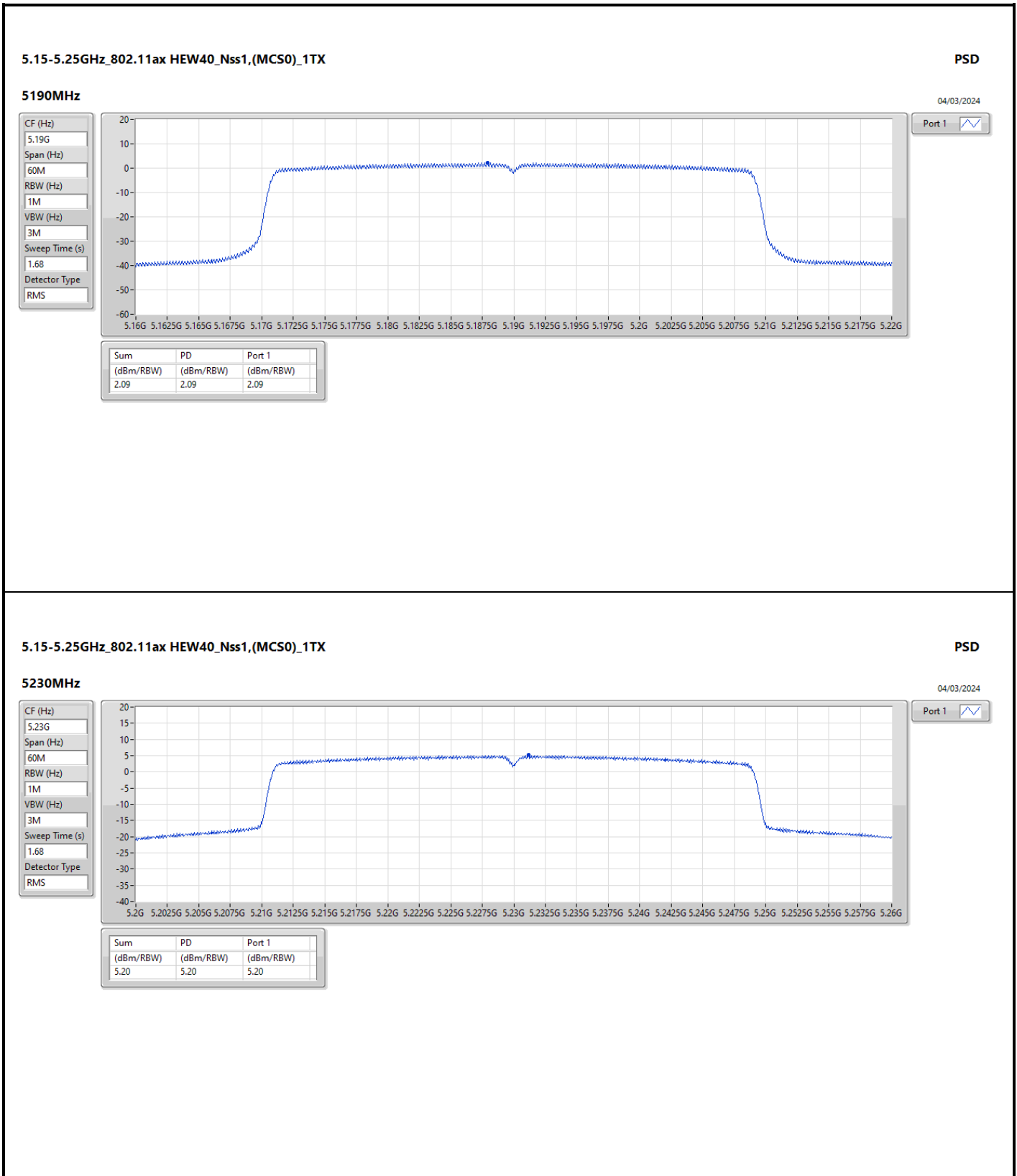


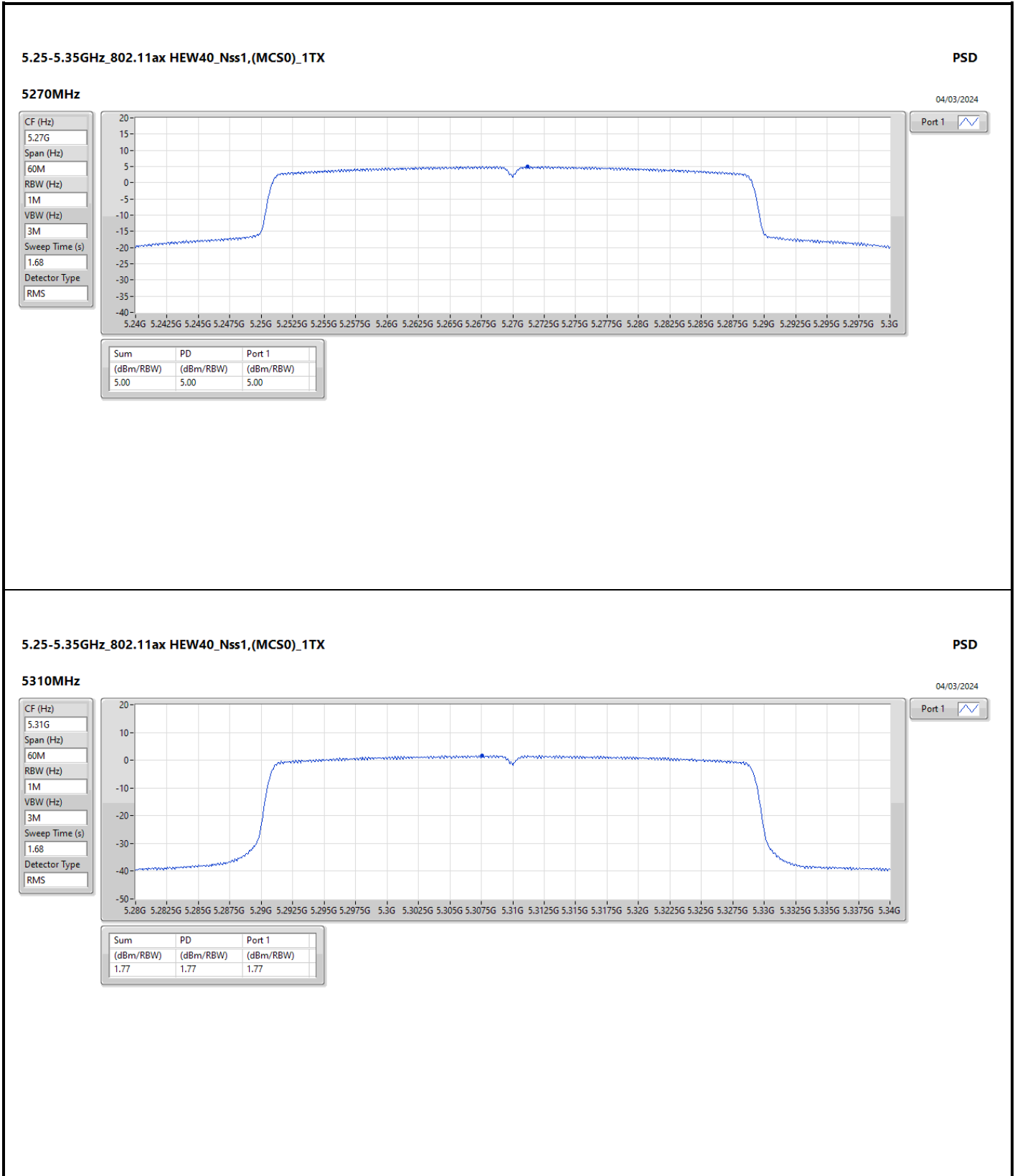


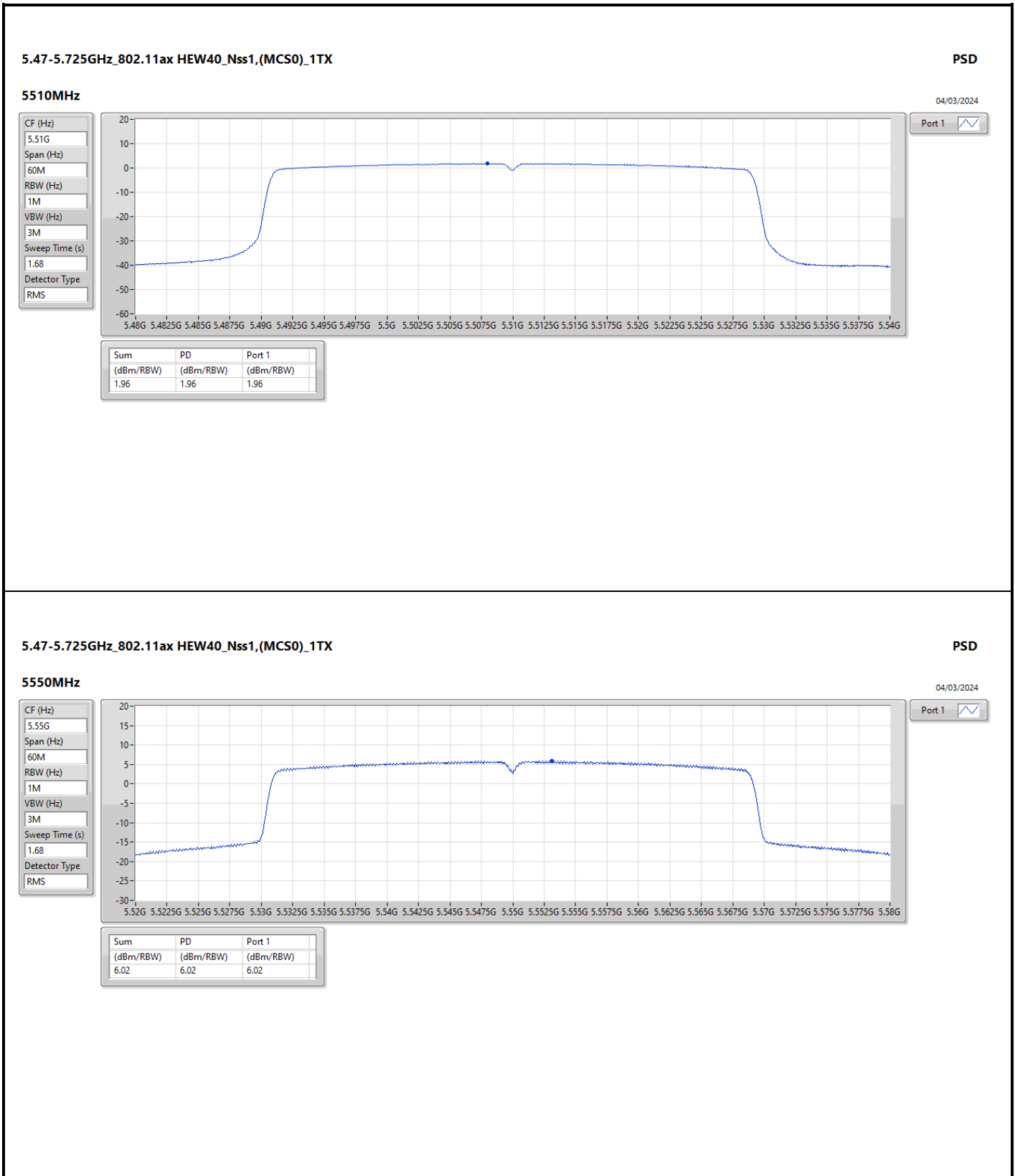


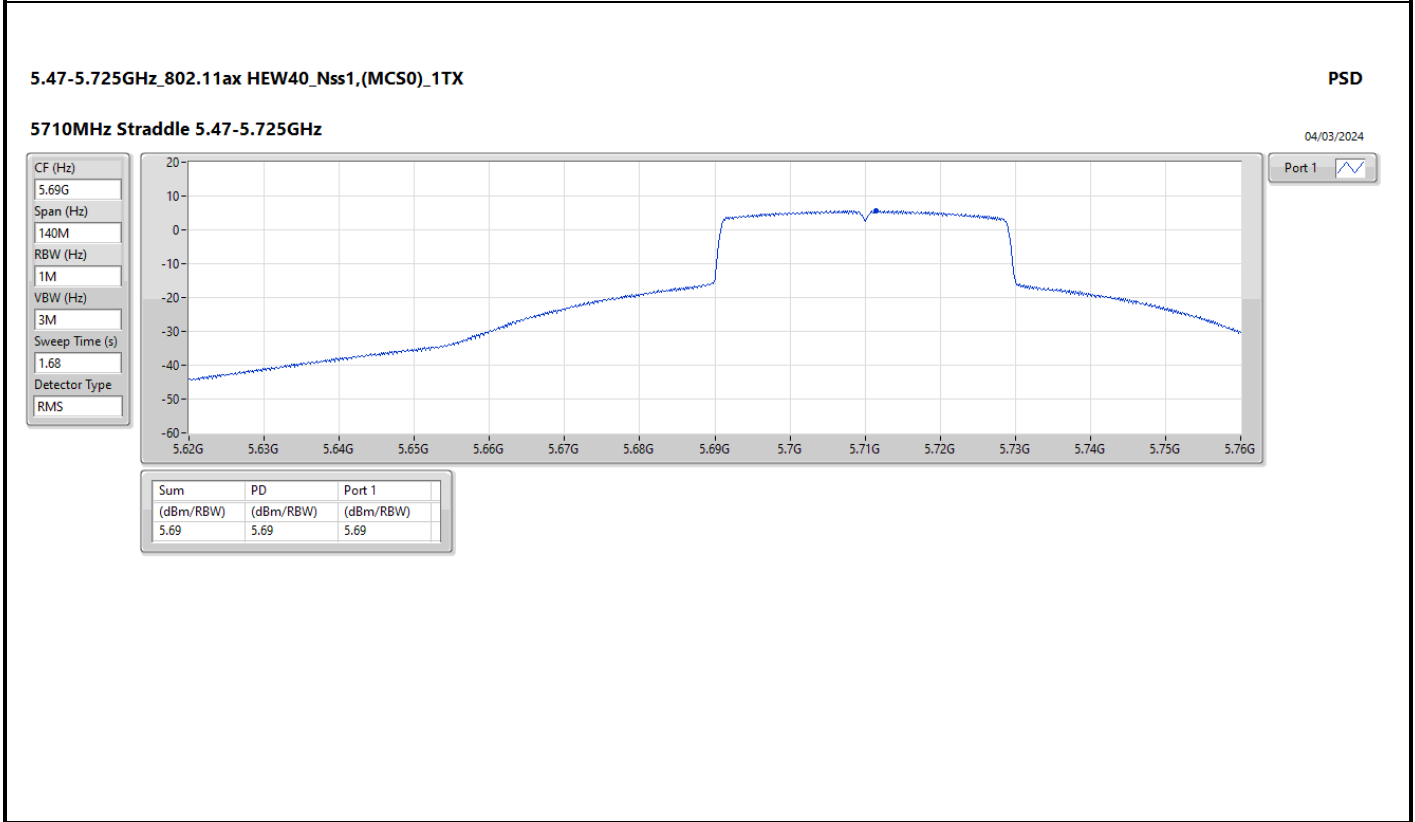
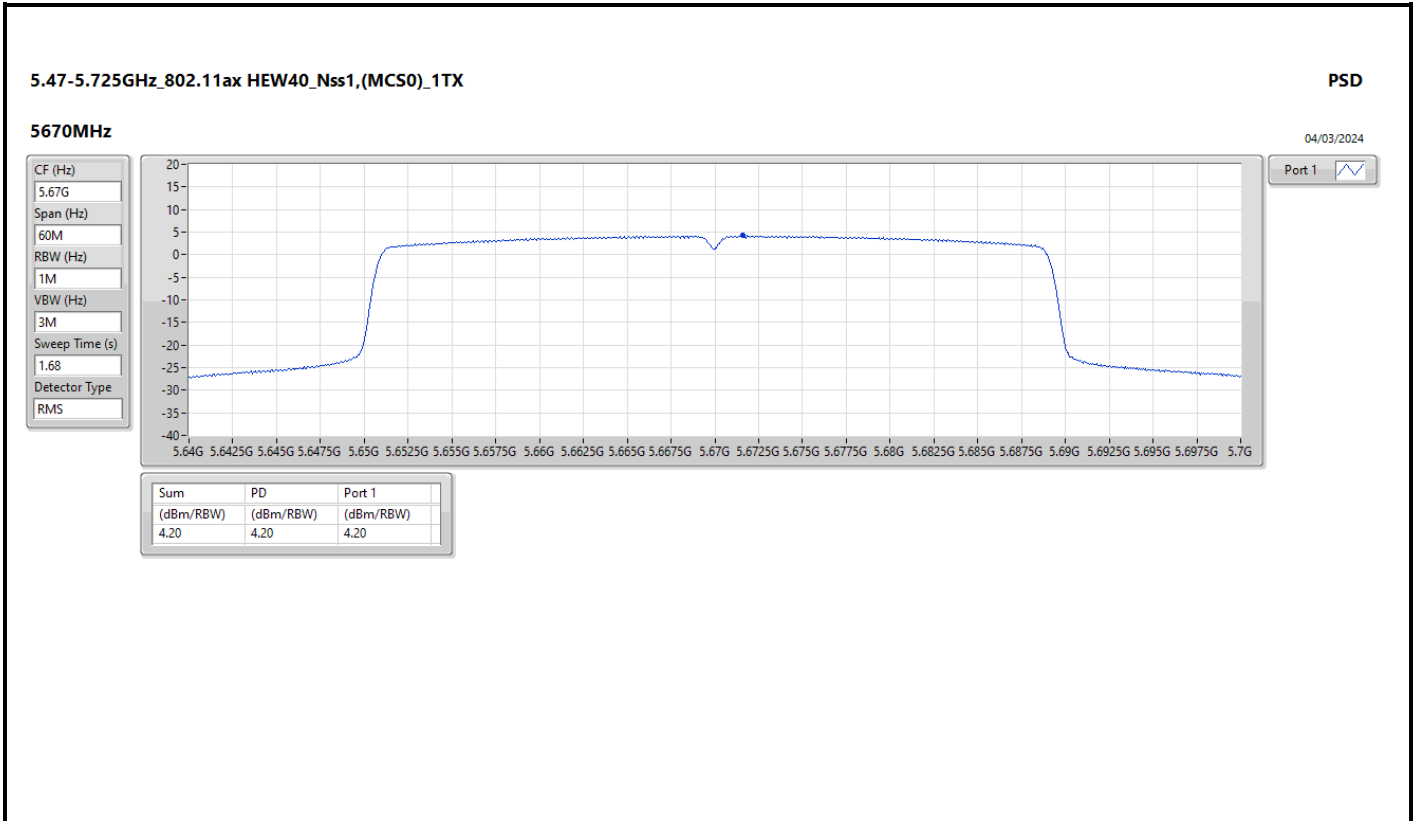


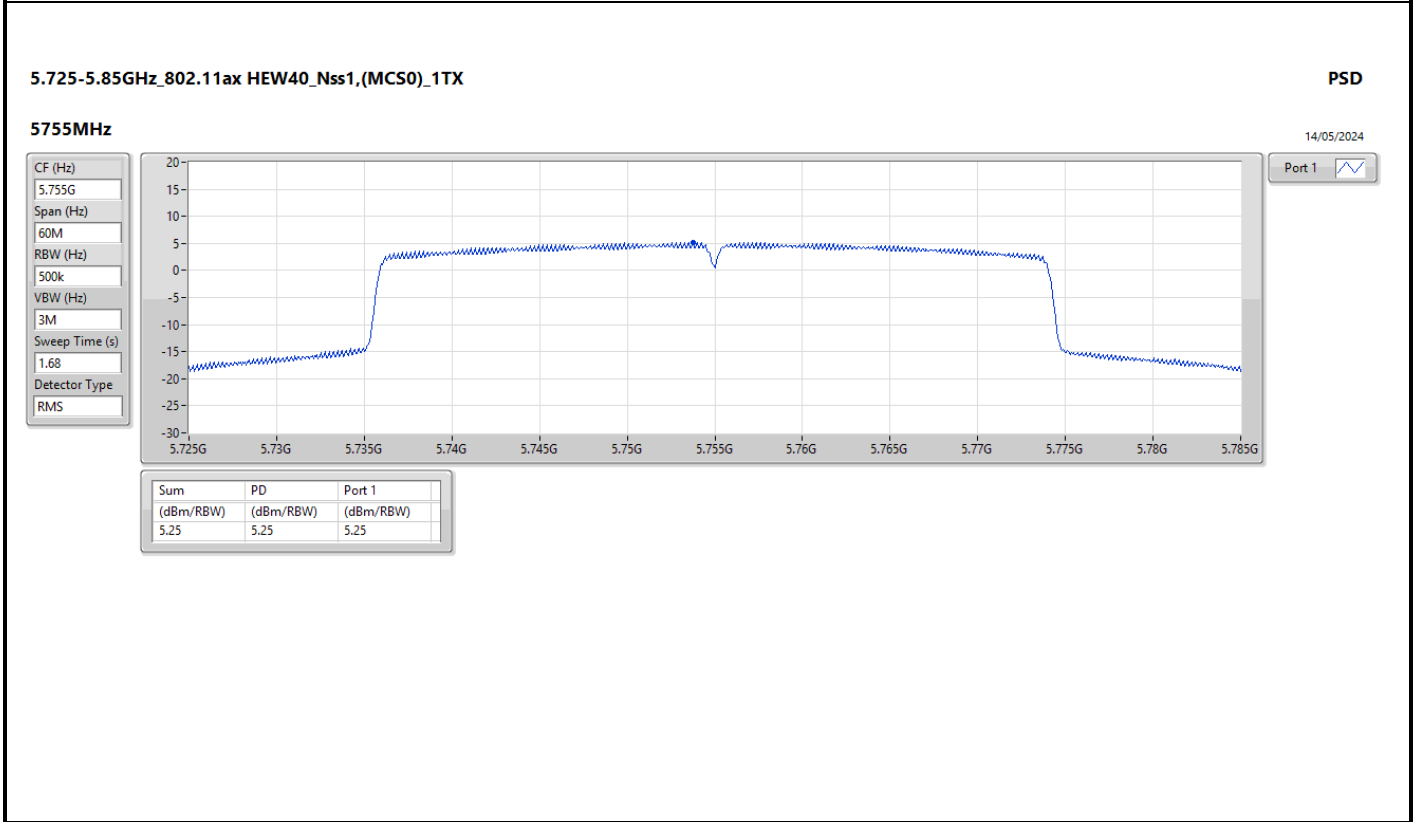
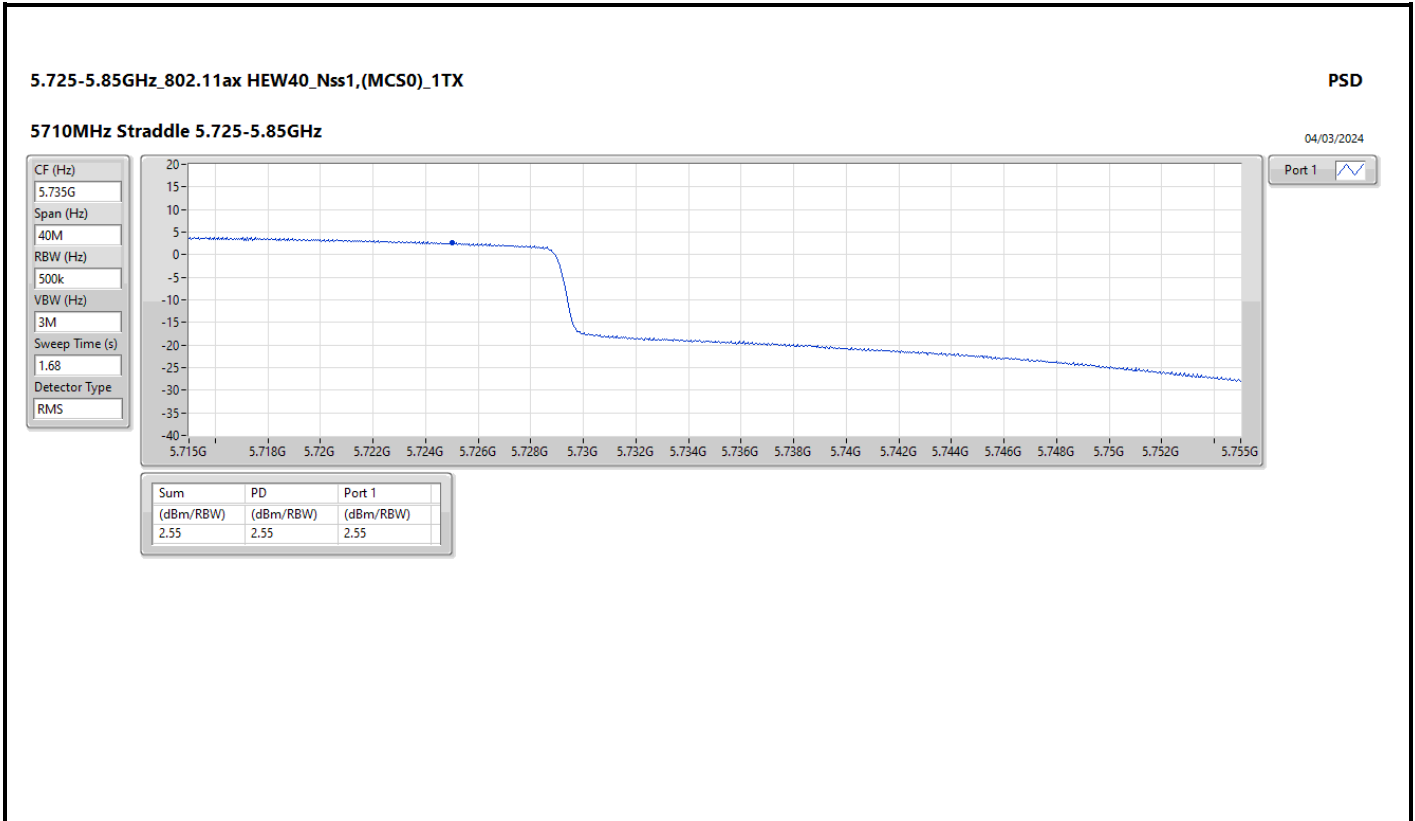


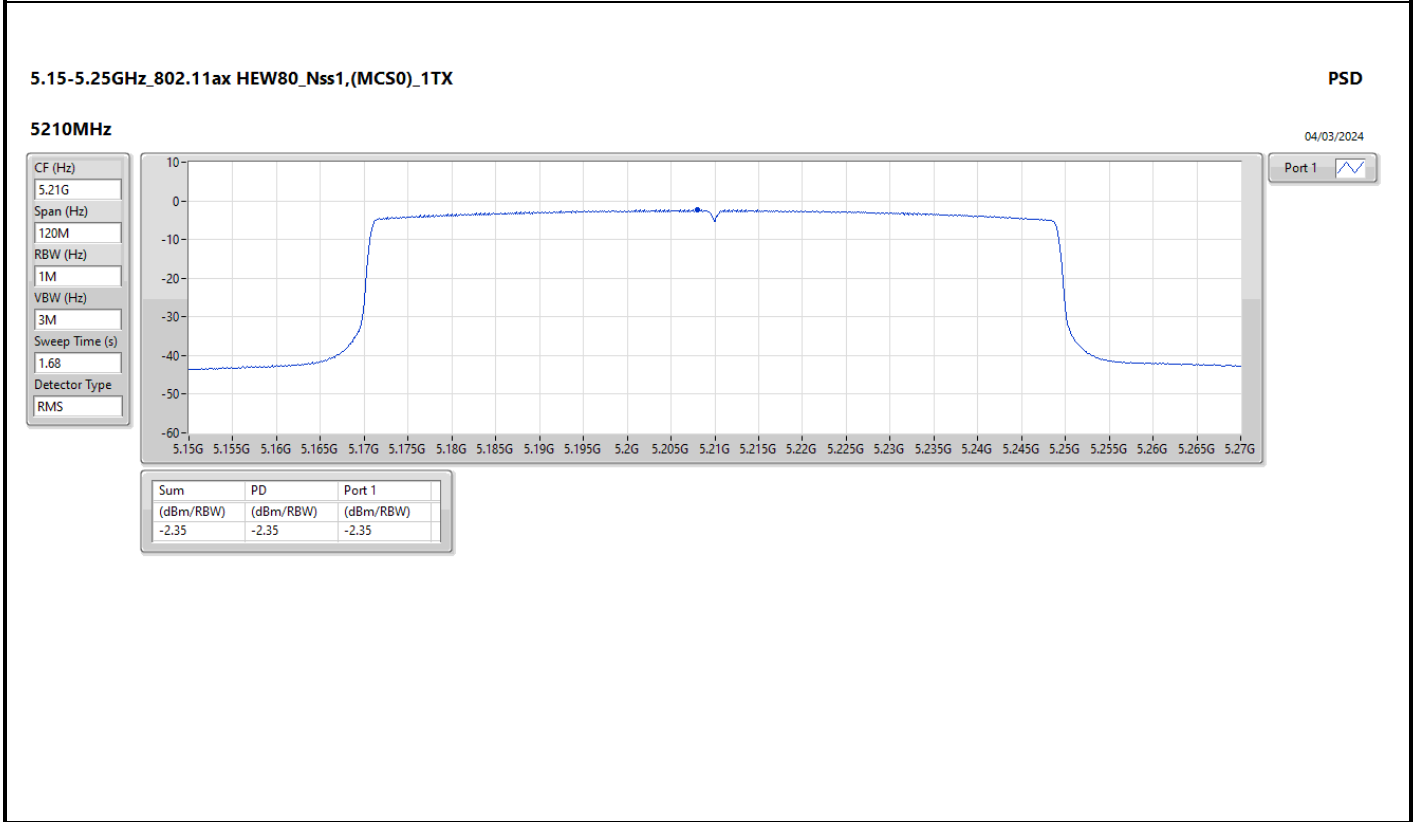
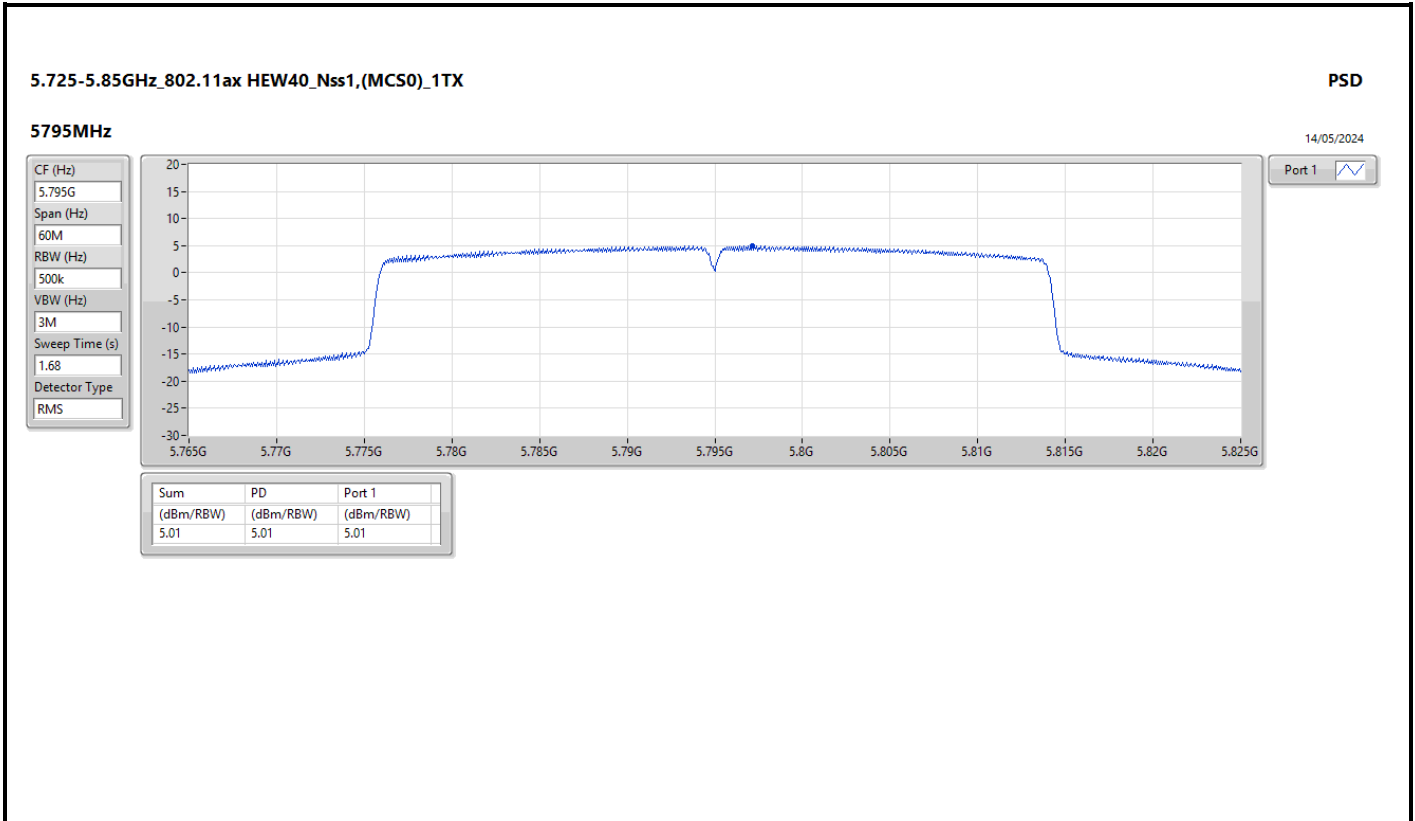


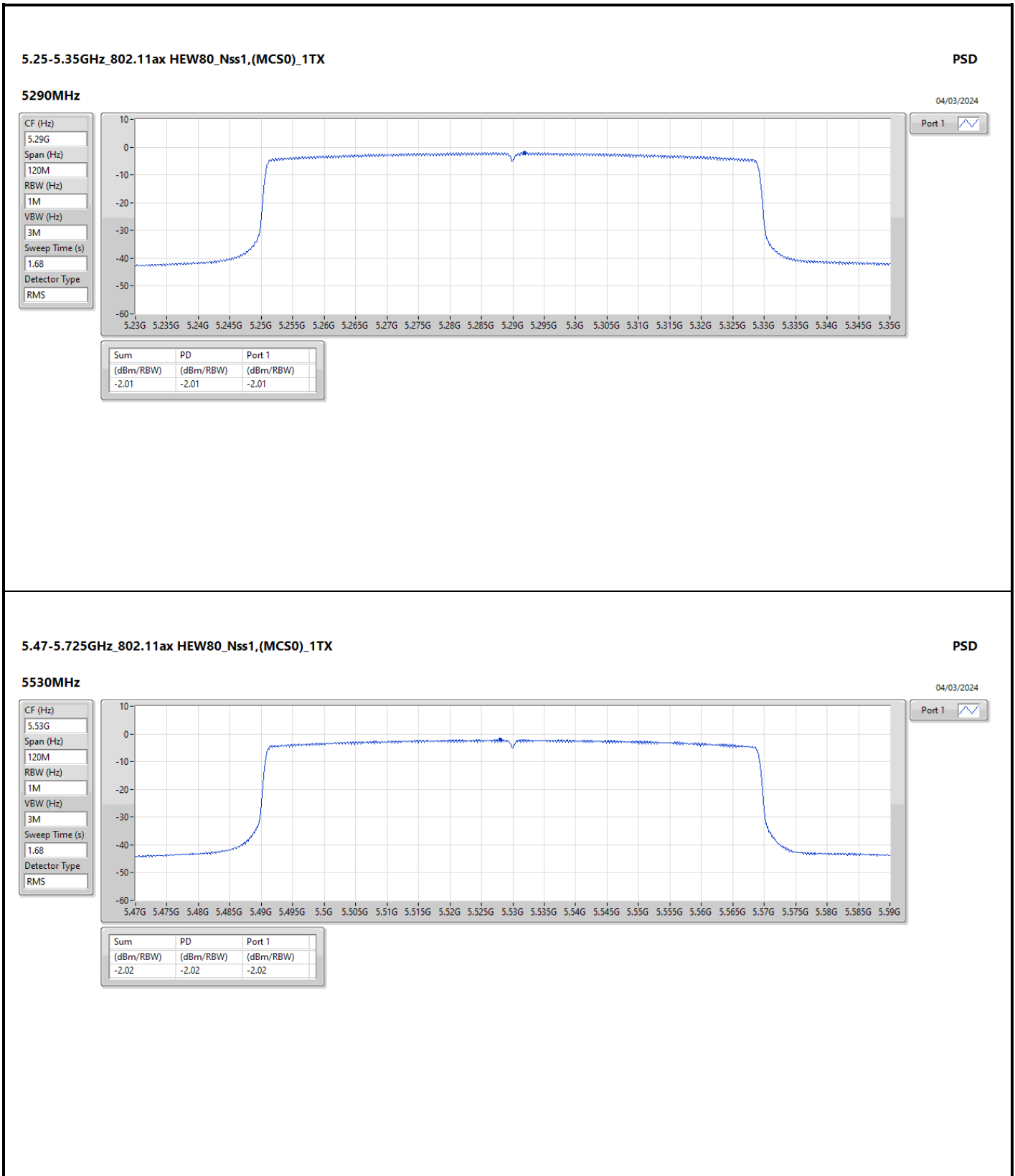


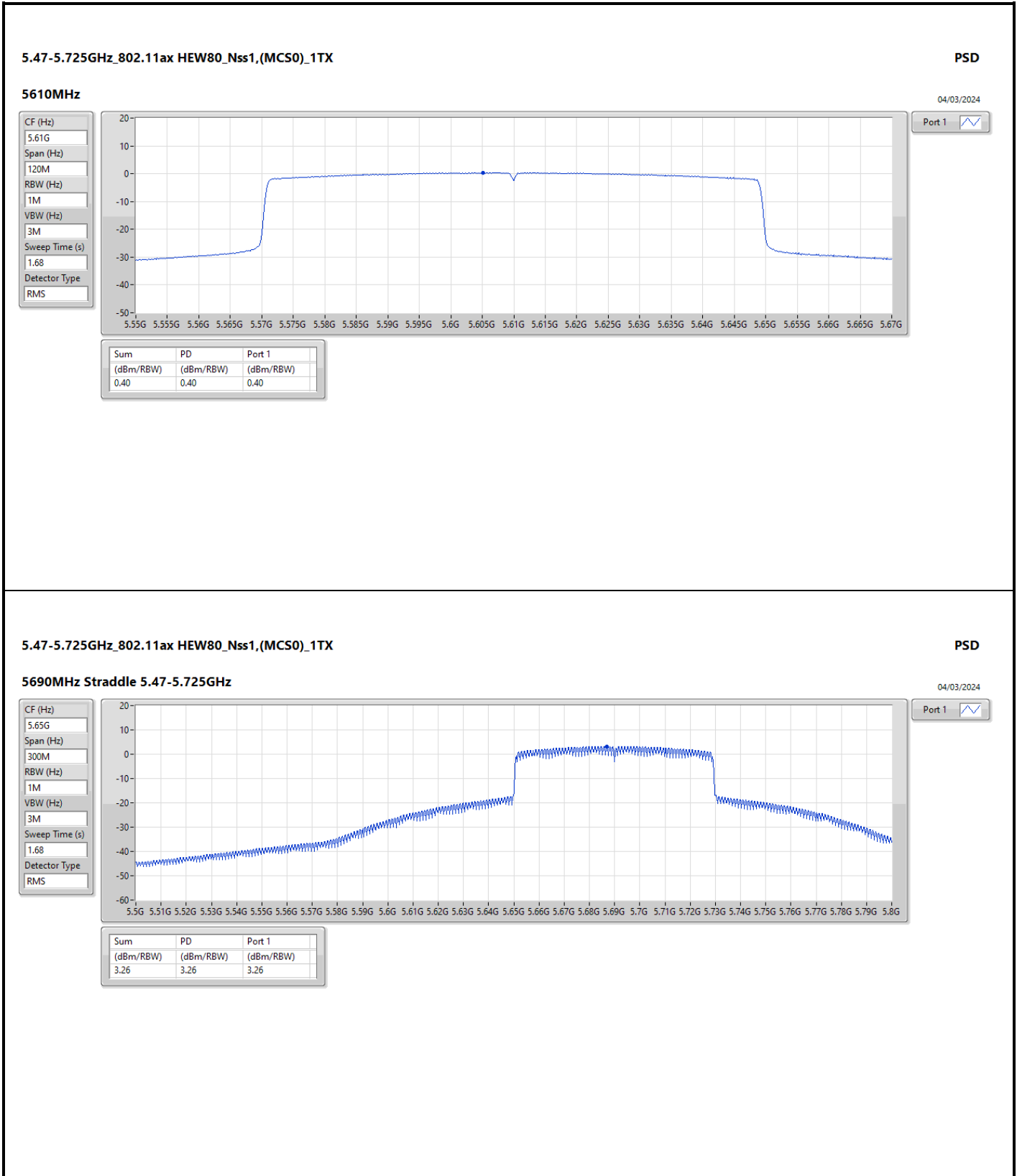


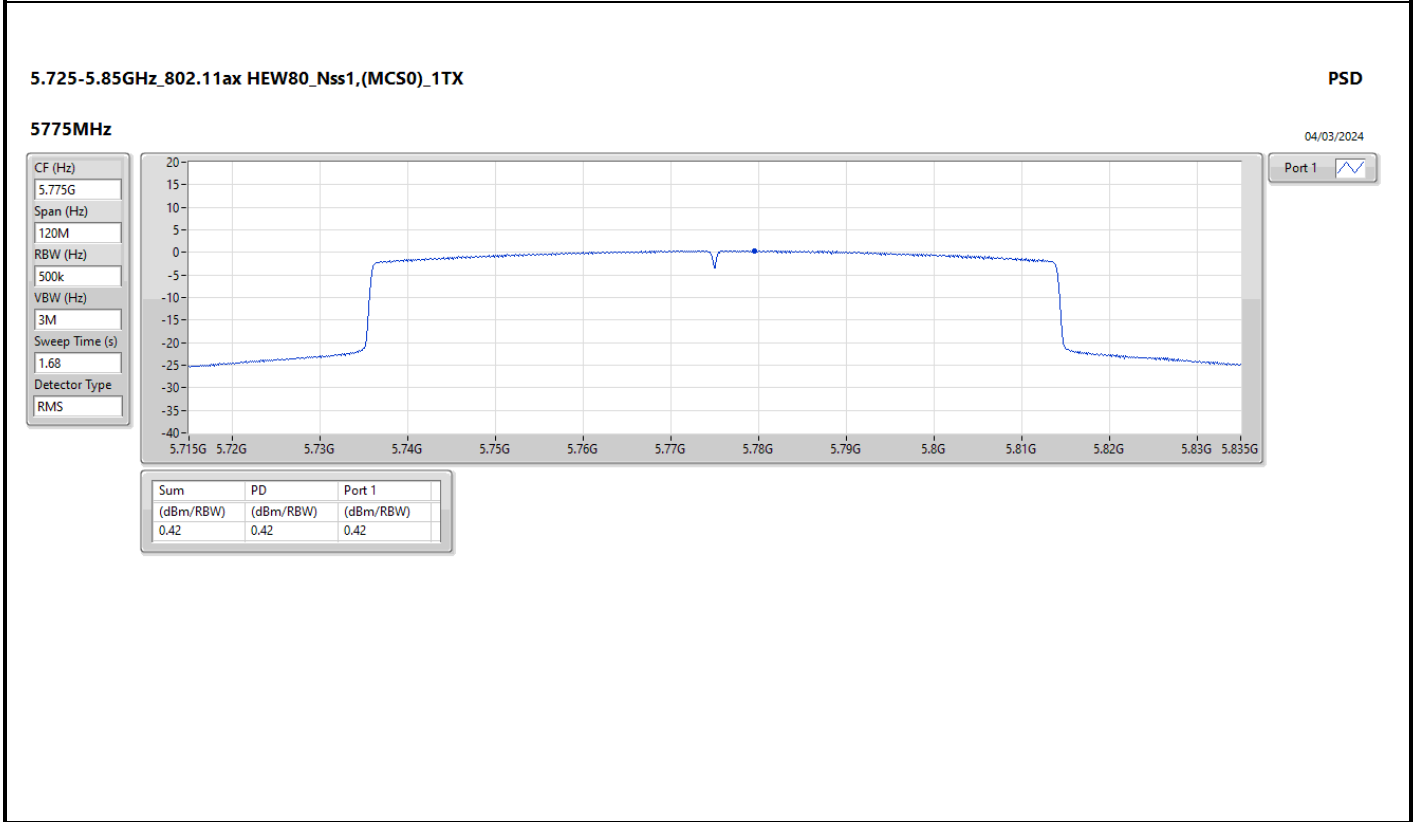
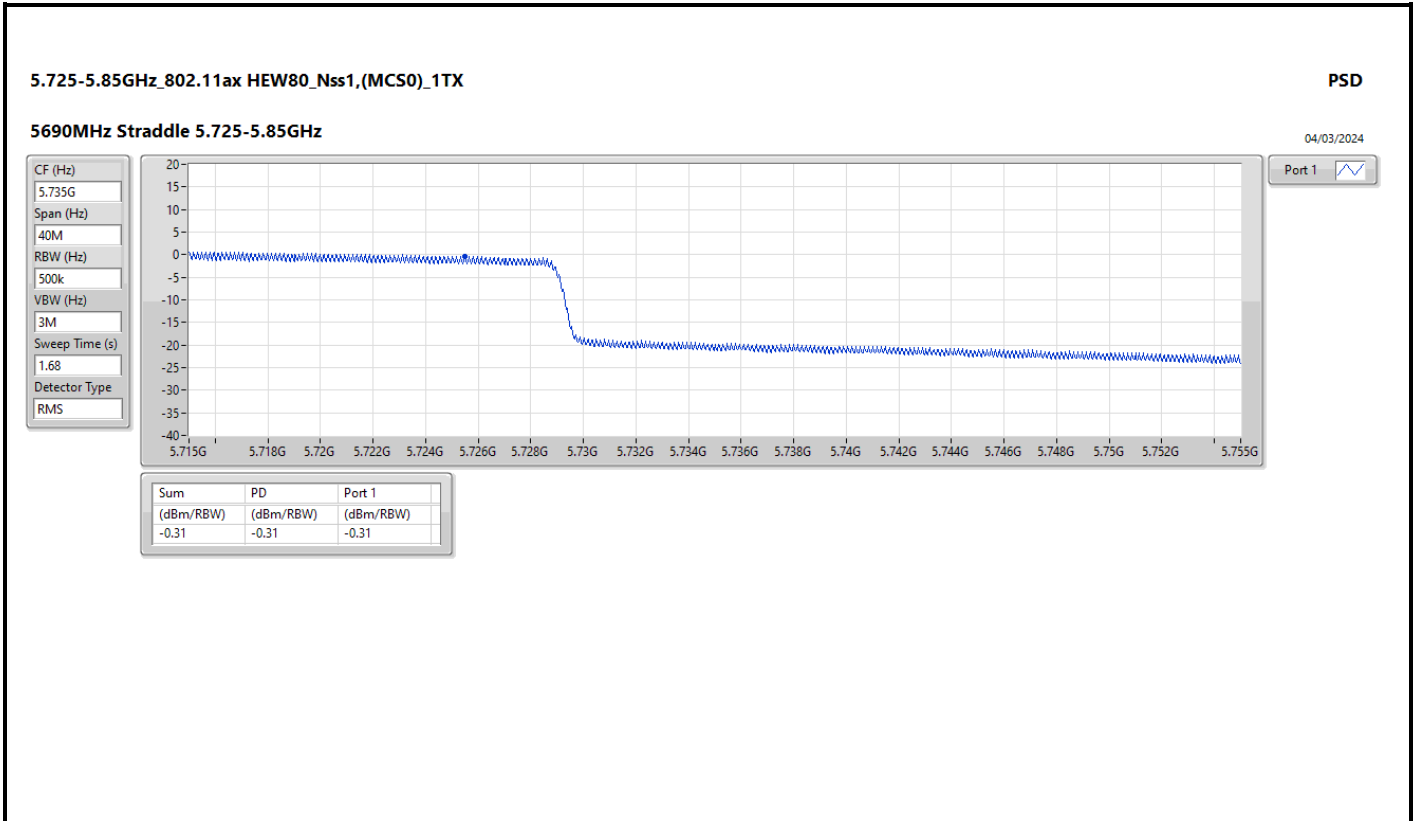




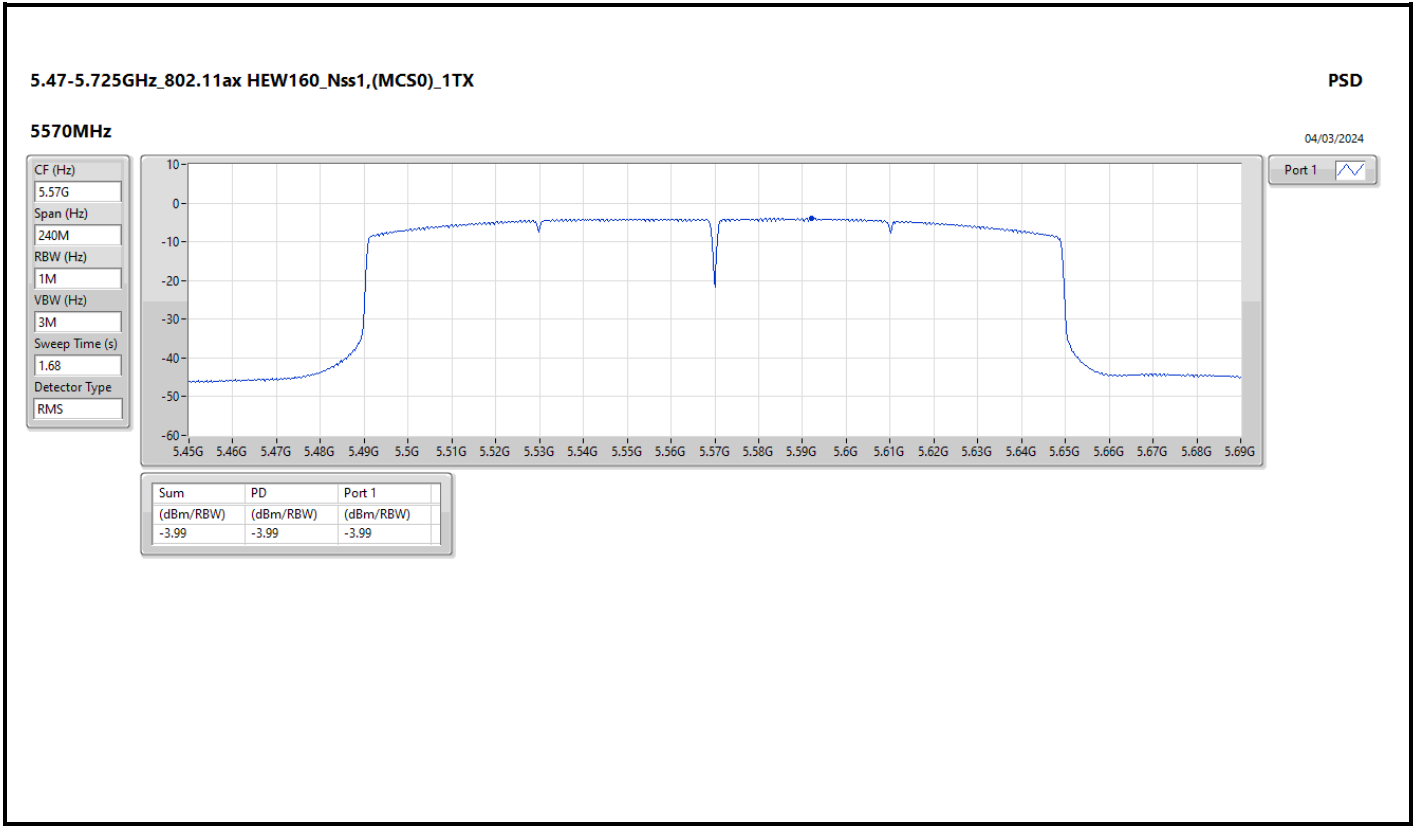










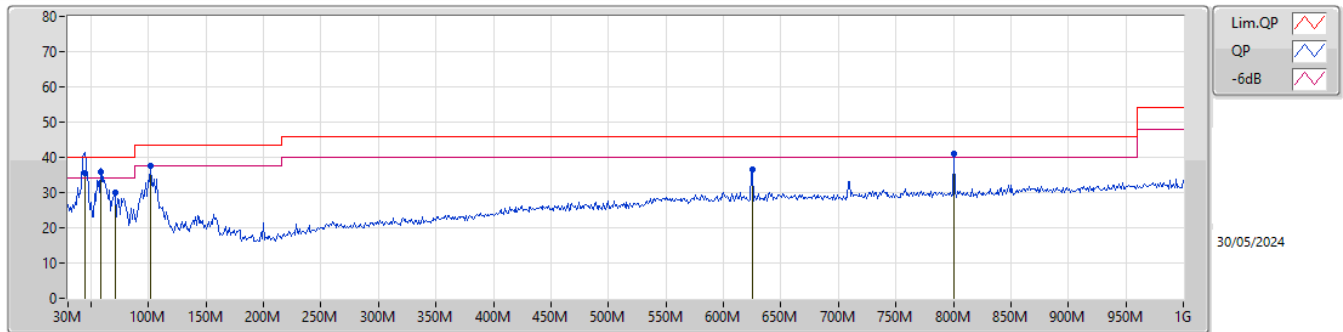




Summary

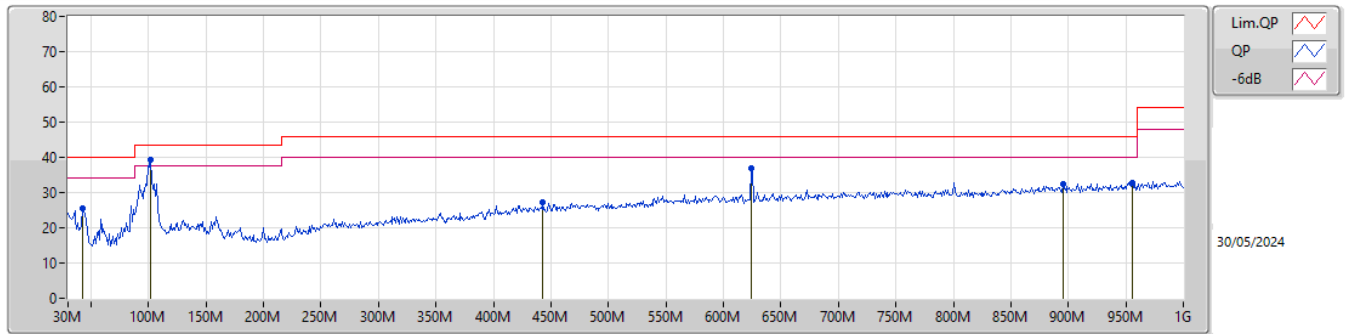
Mode	Result	Type	Freq (Hz)	Level (dBuV/m)	Limit (dBuV/m)	Margin (dB)	Condition
Mode 15	Pass	PK	101.78M	39.47	43.50	-4.03	Horizontal

Mode 15



Type	Freq (Hz)	Level (dBuV/m)	Limit (dBuV/m)	Margin (dB)	Factor (dB/m)	Dist (m)	Condition	Azimuth (°)	Height (m)	Comment	Raw (dBuV/m)	AF (dB/m)	CL (dB)	PA (dB)
QP	44.55M	35.45	40.00	-4.55	-13.75	3	Vertical	32	1.00	-	49.20	16.63	1.22	31.60
QP	58.13M	35.81	40.00	-4.19	-17.62	3	Vertical	358	1.00	"Worst"	53.43	12.68	1.37	31.67
PK	70.74M	30.16	40.00	-9.84	-17.69	3	Vertical	120	1.00	-	47.85	12.51	1.50	31.70
PK	101.78M	37.71	43.50	-5.79	-12.93	3	Vertical	188	1.50	-	50.64	17.04	1.77	31.74
PK	625.58M	36.65	46.00	-9.35	-2.92	3	Vertical	193	1.50	-	39.57	24.64	4.72	32.28
PK	800.18M	40.98	46.00	-5.02	-1.04	3	Vertical	182	1.00	-	42.02	25.87	5.43	32.34

Mode 15



Type	Freq (Hz)	Level (dBuV/m)	Limit (dBuV/m)	Margin (dB)	Factor (dB/m)	Dist (m)	Condition	Azimuth (°)	Height (m)	Comment	Raw (dBuV/m)	AF (dB/m)	CL (dB)	PA (dB)
PK	42.61M	25.66	40.00	-14.34	-12.77	3	Horizontal	267	1.50	-	38.43	17.61	1.20	31.58
PK	101.78M	39.47	43.50	-4.03	-12.93	3	Horizontal	258	1.50	"Worst"	52.40	17.04	1.77	31.74
PK	443.22M	27.26	46.00	-18.74	-5.67	3	Horizontal	106	1.00	-	32.93	22.45	3.91	32.03
PK	624.61M	36.99	46.00	-9.01	-2.92	3	Horizontal	253	1.50	-	39.91	24.64	4.71	32.27
PK	895.24M	32.58	46.00	-13.42	-0.14	3	Horizontal	144	1.00	-	32.72	26.40	5.82	32.36
PK	955.38M	32.74	46.00	-13.26	0.39	3	Horizontal	75	1.00	-	32.35	26.70	6.00	32.31

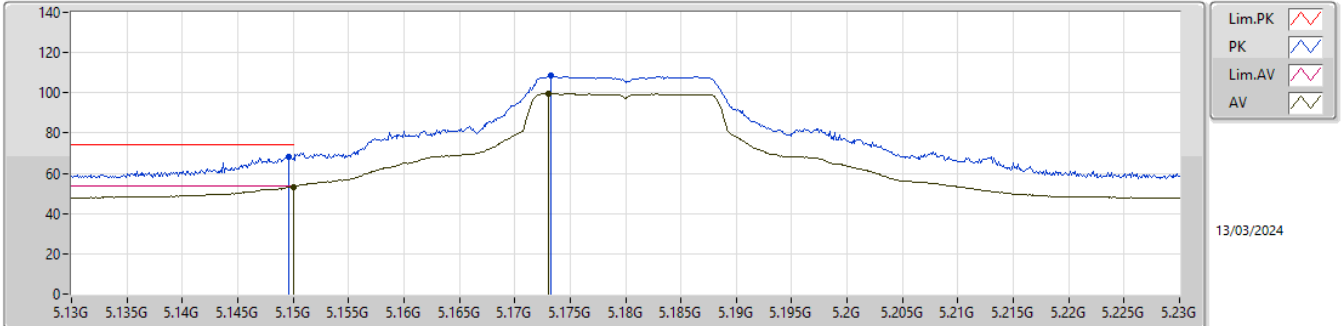


Summary

Mode	Result	Type	Freq (Hz)	Level (dBuV/m)	Limit (dBuV/m)	Margin (dB)	Dist (m)	Condition	Azimuth (°)	Height (m)	Comments
5.25-5.35GHz	-	-	-	-	-	-	-	-	-	-	-
802.11be EHT20_Nss1,(MCS0)_4TX	Pass	AV	5.35G	53.88	54.00	-0.12	3	Vertical	299	2.00	23.5

5.15-5.25GHz_802.11a_Nss1,(6Mbps)_1TX

5180MHz_TX

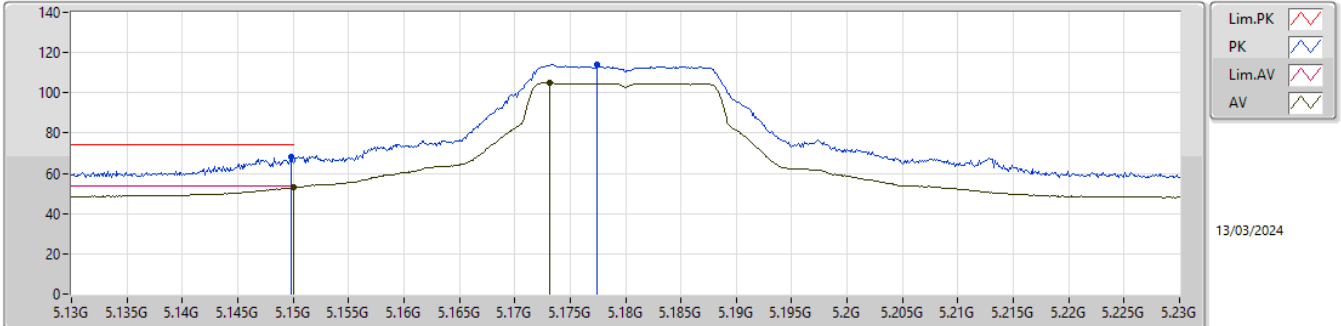


EUT_Y_1TX
 SET 23.5
 21.5\26\24\23\23.5
 4.91\ -0.93\ -0.24\ 1.33\ 0.62

Type	Freq (Hz)	Level (dBuV/m)	Limit (dBuV/m)	Margin (dB)	Raw (dBuV)	Dist (m)	Condition	Azimuth (°)	Height (m)	Comment	AF (dB)	CL (dB)	PA (dB)
PK	5.1496G	68.42	74.00	-5.58	61.98	3	Vertical	64	1.80	23.5	32.10	7.24	32.90
AV	5.15G	53.38	54.00	-0.62	46.94	3	Vertical	64	1.80	23.5	32.10	7.24	32.90
PK	5.1733G	108.62	Inf	-Inf	102.30	3	Vertical	64	1.80	23.5	31.96	7.26	32.90
AV	5.173G	99.60	Inf	-Inf	93.28	3	Vertical	64	1.80	23.5	31.96	7.26	32.90

5.15-5.25GHz_802.11a_Nss1,(6Mbps)_1TX

5180MHz_TX

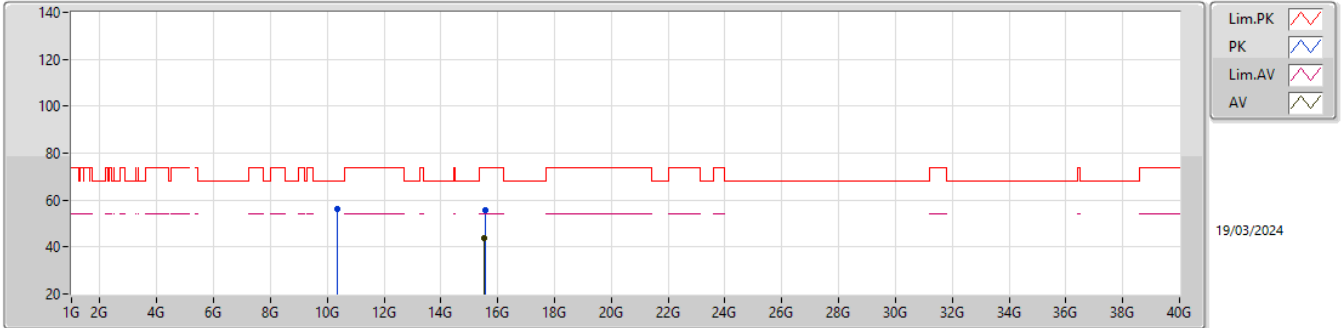


EUT_Y_1TX
 SET 21.5
 23.5\17.5\20.5\22\21.5
 -5.79\5.68\4.20\ -1.20\1.08

Type	Freq (Hz)	Level (dBuV/m)	Limit (dBuV/m)	Margin (dB)	Raw (dBuV)	Dist (m)	Condition	Azimuth (°)	Height (m)	Comment	AF (dB)	CL (dB)	PA (dB)
PK	5.1498G	68.14	74.00	-5.86	61.70	3	Horizontal	335	1.80	21.5	32.10	7.24	32.90
AV	5.15G	52.92	54.00	-1.08	46.48	3	Horizontal	335	1.80	21.5	32.10	7.24	32.90
PK	5.1774G	114.20	Inf	-Inf	107.89	3	Horizontal	335	1.80	21.5	31.94	7.26	32.89
AV	5.1732G	104.86	Inf	-Inf	98.54	3	Horizontal	335	1.80	21.5	31.96	7.26	32.90

5.15-5.25GHz_802.11a_Nss1,(6Mbps)_1TX

5180MHz_TX

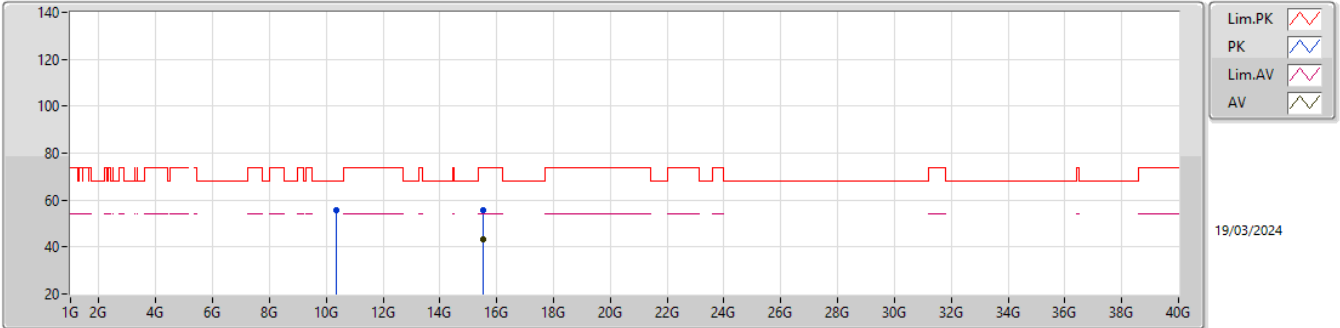


EUTY_1TX
 Setting 21.5
 06-K-M-2

Type	Freq (Hz)	Level (dBuV/m)	Limit (dBuV/m)	Margin (dB)	Raw (dBuV)	Dist (m)	Condition	Azimuth (°)	Height (m)	Comment	AF (dB)	CL (dB)	PA (dB)
PK	10.34674G	56.16	68.20	-12.04	49.18	3	Vertical	177	1.52	-	39.98	10.02	43.02
PK	15.54834G	55.80	74.00	-18.20	46.99	3	Vertical	92	1.36	-	38.90	12.46	42.55
AV	15.52755G	43.65	54.00	-10.35	34.84	3	Vertical	92	1.36	-	38.94	12.45	42.58

5.15-5.25GHz_802.11a_Nss1,(6Mbps)_1TX

5180MHz_TX

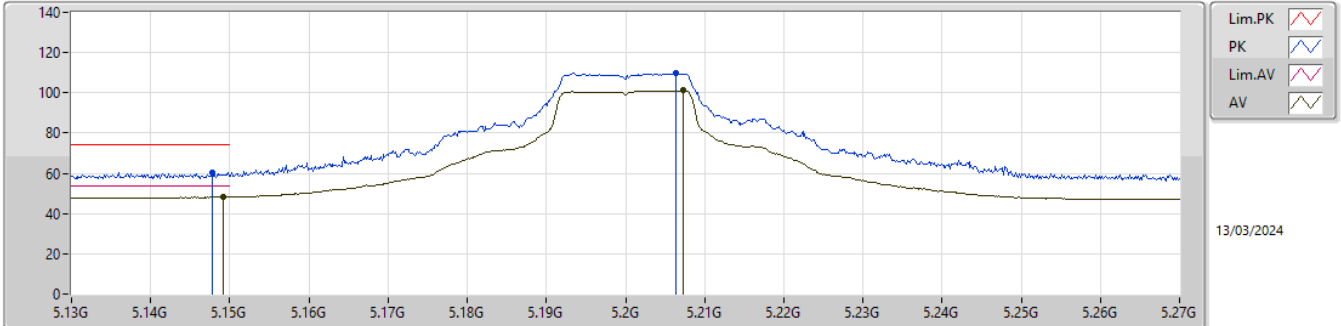


EUTY_1TX
 Setting 21.5
 06-K-M-2

Type	Freq (Hz)	Level (dBuV/m)	Limit (dBuV/m)	Margin (dB)	Raw (dBuV)	Dist (m)	Condition	Azimuth (°)	Height (m)	Comment	AF (dB)	CL (dB)	PA (dB)
PK	10.37191G	55.90	68.20	-12.30	48.84	3	Horizontal	359	1.02	-	40.04	10.04	43.02
PK	15.54285G	55.45	74.00	-18.55	46.65	3	Horizontal	166	1.66	-	38.91	12.45	42.56
AV	15.52536G	43.31	54.00	-10.69	34.50	3	Horizontal	166	1.66	-	38.95	12.44	42.58

5.15-5.25GHz_802.11a_Nss1,(6Mbps)_1TX

5200MHz_TX

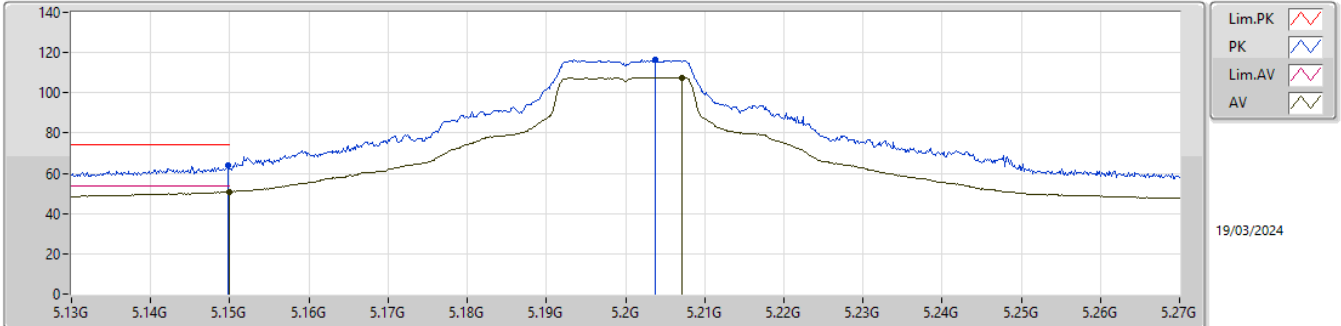


EUT_Y_1TX
 Setting 24
 18\24
 6.31\5.68

Type	Freq (Hz)	Level (dBuV/m)	Limit (dBuV/m)	Margin (dB)	Raw (dBuV)	Dist (m)	Condition	Azimuth (°)	Height (m)	Comment	AF (dB)	CL (dB)	PA (dB)
PK	5.14778G	60.61	74.00	-13.39	54.18	3	Vertical	51	1.99	28	32.09	7.24	32.90
AV	5.14918G	48.32	54.00	-5.68	41.88	3	Vertical	51	1.99	28	32.10	7.24	32.90
PK	5.2063G	109.62	Inf	-Inf	103.48	3	Vertical	51	1.99	28	31.75	7.28	32.89
AV	5.20728G	101.09	Inf	-Inf	94.96	3	Vertical	51	1.99	28	31.74	7.28	32.89

5.15-5.25GHz_802.11a_Nss1,(6Mbps)_1TX

5200MHz_TX

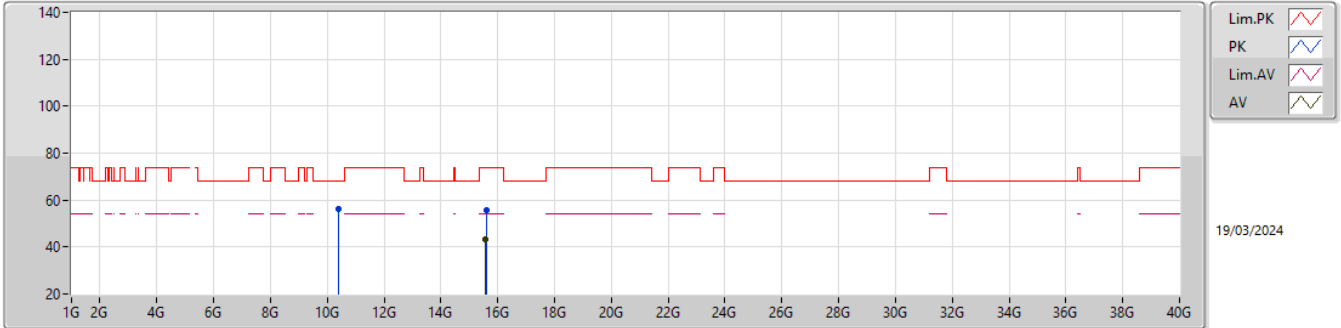


EUTY_1TX
Setting 24
06-K-M-2

Type	Freq (Hz)	Level (dBuV/m)	Limit (dBuV/m)	Margin (dB)	Raw (dBuV)	Dist (m)	Condition	Azimuth (°)	Height (m)	Comment	AF (dB)	CL (dB)	PA (dB)
PK	5.14974G	63.74	74.00	-10.26	57.30	3	Horizontal	336	1.80	28	32.10	7.24	32.90
AV	5.14988G	50.92	54.00	-3.08	44.48	3	Horizontal	336	1.80	28	32.10	7.24	32.90
PK	5.20378G	116.44	Inf	-Inf	110.28	3	Horizontal	336	1.80	28	31.77	7.28	32.89
AV	5.20714G	107.45	Inf	-Inf	101.32	3	Horizontal	336	1.80	28	31.74	7.28	32.89

5.15-5.25GHz_802.11a_Nss1,(6Mbps)_1TX

5200MHz_TX

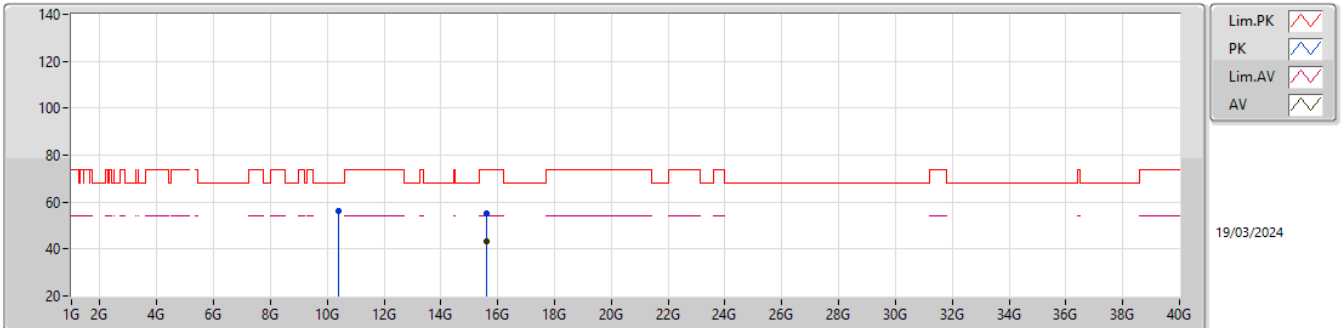


EUTY_1TX
Setting 24
06-K-M-2

Type	Freq (Hz)	Level (dBuV/m)	Limit (dBuV/m)	Margin (dB)	Raw (dBuV)	Dist (m)	Condition	Azimuth (°)	Height (m)	Comment	AF (dB)	CL (dB)	PA (dB)
PK	10.39166G	56.42	68.20	-11.78	49.32	3	Vertical	128	1.69	-	40.08	10.05	43.03
PK	15.6024G	55.62	74.00	-18.38	47.05	3	Vertical	205	2.68	-	38.58	12.48	42.49
AV	15.58524G	43.23	54.00	-10.77	34.58	3	Vertical	205	2.68	-	38.69	12.47	42.51

5.15-5.25GHz_802.11a_Nss1,(6Mbps)_1TX

5200MHz_TX

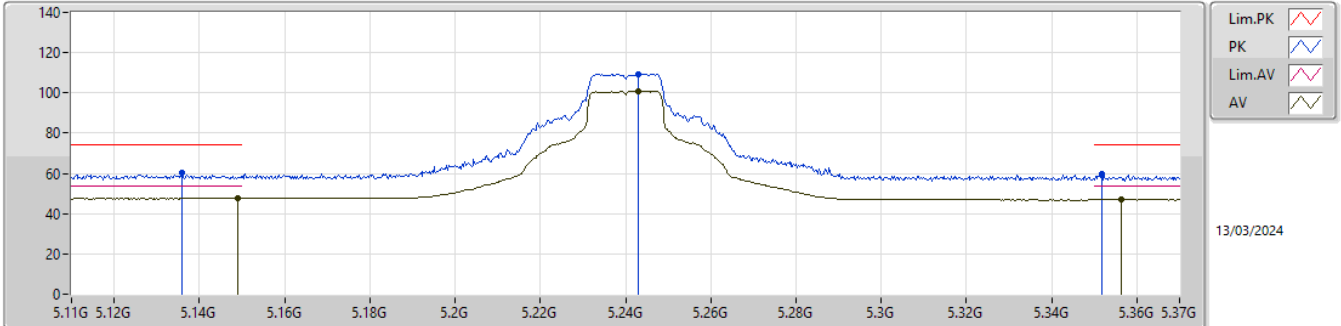


EUTY_1TX
Setting 24
06-K-M-2

Type	Freq (Hz)	Level (dBuV/m)	Limit (dBuV/m)	Margin (dB)	Raw (dBuV)	Dist (m)	Condition	Azimuth (°)	Height (m)	Comment	AF (dB)	CL (dB)	PA (dB)
PK	10.38875G	56.29	68.20	-11.91	49.20	3	Horizontal	9	2.94	-	40.08	10.04	43.03
PK	15.61368G	55.14	74.00	-18.86	46.67	3	Horizontal	325	2.20	-	38.46	12.49	42.48
AV	15.59361G	43.25	54.00	-10.75	34.63	3	Horizontal	325	2.20	-	38.64	12.48	42.50

5.15-5.25GHz_802.11a_Nss1,(6Mbps)_1TX

5240MHz_TX

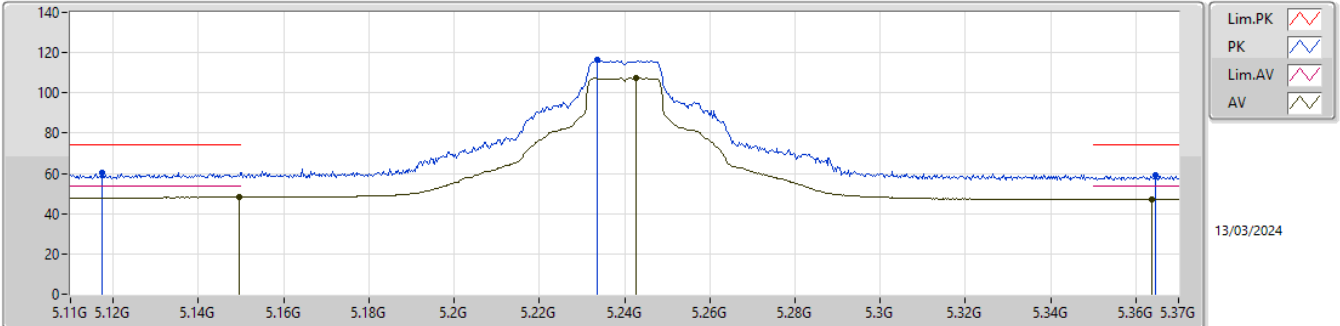


EUT_Y_1TX
 Setting 24
 18\24
 6.31\6.31

Type	Freq (Hz)	Level (dBuV/m)	Limit (dBuV/m)	Margin (dB)	Raw (dBuV)	Dist (m)	Condition	Azimuth (°)	Height (m)	Comment	AF (dB)	CL (dB)	PA (dB)
PK	5.136G	60.62	74.00	-13.38	54.25	3	Vertical	66	1.80	28	32.04	7.23	32.90
AV	5.149G	47.69	54.00	-6.31	41.25	3	Vertical	66	1.80	28	32.10	7.24	32.90
PK	5.24312G	109.44	Inf	-Inf	103.56	3	Vertical	66	1.80	28	31.46	7.30	32.88
AV	5.24286G	100.82	Inf	-Inf	94.94	3	Vertical	66	1.80	28	31.46	7.30	32.88
PK	5.3518G	59.75	74.00	-14.25	53.86	3	Vertical	66	1.80	28	31.40	7.35	32.86
AV	5.35622G	47.03	54.00	-6.97	41.13	3	Vertical	66	1.80	28	31.41	7.35	32.86

5.15-5.25GHz_802.11a_Nss1,(6Mbps)_1TX

5240MHz_TX

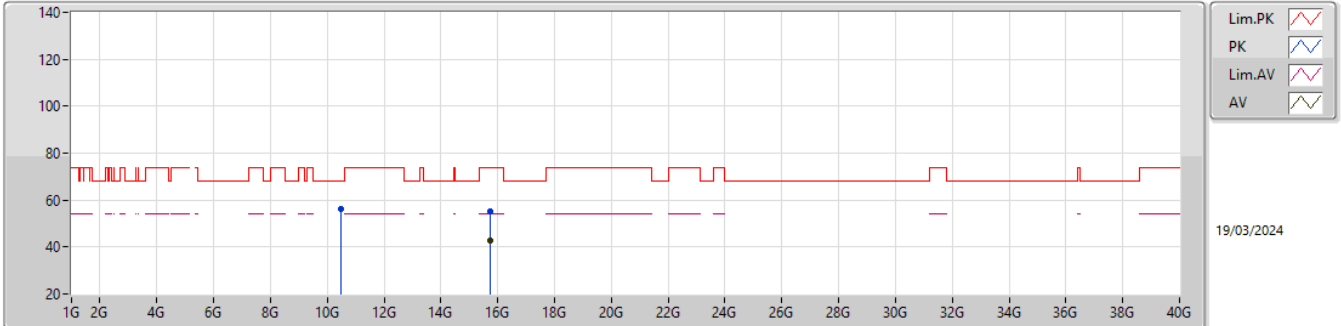


EUT_Y_1TX
Setting 24
24
5.68

Type	Freq (Hz)	Level (dBuV/m)	Limit (dBuV/m)	Margin (dB)	Raw (dBuV)	Dist (m)	Condition	Azimuth (°)	Height (m)	Comment	AF (dB)	CL (dB)	PA (dB)
PK	5.11754G	60.23	74.00	-13.77	53.96	3	Horizontal	335	1.80	28	31.97	7.21	32.91
AV	5.14952G	48.32	54.00	-5.68	41.88	3	Horizontal	335	1.80	28	32.10	7.24	32.90
PK	5.2335G	116.29	Inf	-Inf	110.34	3	Horizontal	335	1.80	28	31.53	7.30	32.88
AV	5.2426G	107.33	Inf	-Inf	101.45	3	Horizontal	335	1.80	28	31.46	7.30	32.88
PK	5.36454G	59.15	74.00	-14.85	53.23	3	Horizontal	335	1.80	28	31.43	7.35	32.86
AV	5.36376G	47.30	54.00	-6.70	41.38	3	Horizontal	335	1.80	28	31.43	7.35	32.86

5.15-5.25GHz_802.11a_Nss1,(6Mbps)_1TX

5240MHz_TX

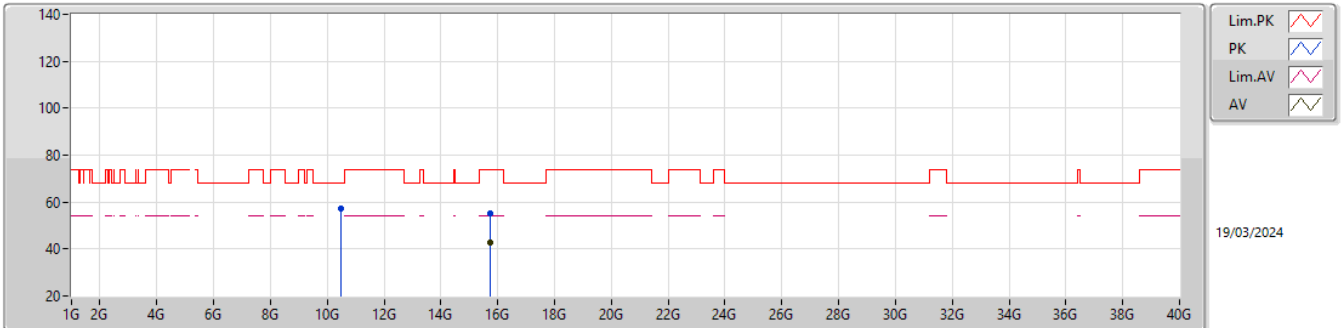


EUTY_1TX
Setting 24
06-K-M-2

Type	Freq (Hz)	Level (dBuV/m)	Limit (dBuV/m)	Margin (dB)	Raw (dBuV)	Dist (m)	Condition	Azimuth (°)	Height (m)	Comment	AF (dB)	CL (dB)	PA (dB)
PK	10.46713G	56.02	68.20	-12.18	48.81	3	Vertical	143	1.32	-	40.17	10.08	43.04
PK	15.71832G	55.07	74.00	-18.93	46.65	3	Vertical	313	1.54	-	38.24	12.54	42.36
AV	15.72261G	42.96	54.00	-11.04	34.52	3	Vertical	313	1.54	-	38.25	12.54	42.35

5.15-5.25GHz_802.11a_Nss1,(6Mbps)_1TX

5240MHz_TX

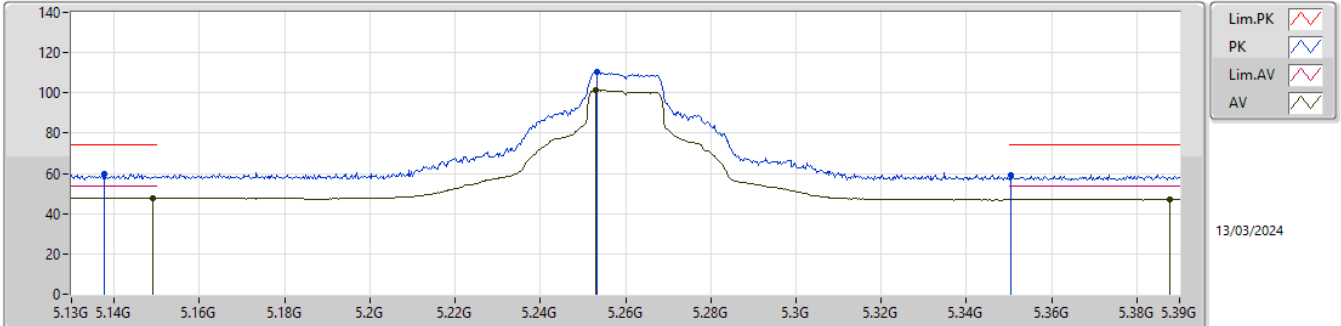


EUTY_1TX
Setting 24
06-K-M-2

Type	Freq (Hz)	Level (dBuV/m)	Limit (dBuV/m)	Margin (dB)	Raw (dBuV)	Dist (m)	Condition	Azimuth (°)	Height (m)	Comment	AF (dB)	CL (dB)	PA (dB)
PK	10.49038G	56.99	68.20	-11.21	49.82	3	Horizontal	51	2.43	-	40.12	10.09	43.04
PK	15.73143G	55.11	74.00	-18.89	46.65	3	Horizontal	234	2.56	-	38.26	12.54	42.34
AV	15.7323G	42.87	54.00	-11.13	34.41	3	Horizontal	234	2.56	-	38.26	12.54	42.34

5.25-5.35GHz_802.11a_Nss1,(6Mbps)_1TX

5260MHz_TX

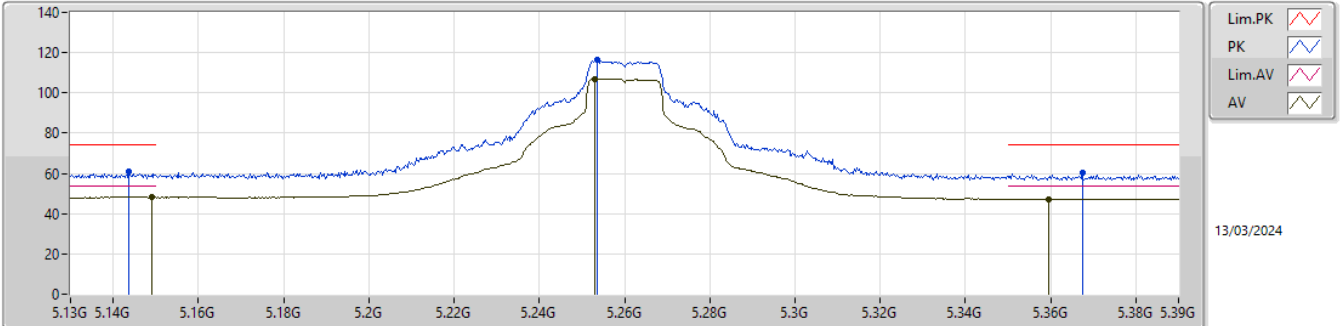


EUT_Y_1TX
 Setting 24
 18\24
 6.31\6.31

Type	Freq (Hz)	Level (dBuV/m)	Limit (dBuV/m)	Margin (dB)	Raw (dBuV)	Dist (m)	Condition	Azimuth (°)	Height (m)	Comment	AF (dB)	CL (dB)	PA (dB)
PK	5.1378G	59.88	74.00	-14.12	53.50	3	Vertical	52	2.00	28	32.05	7.23	32.90
AV	5.14898G	47.69	54.00	-6.31	41.25	3	Vertical	52	2.00	28	32.10	7.24	32.90
PK	5.25324G	110.59	Inf	-Inf	104.78	3	Vertical	52	2.00	28	31.39	7.30	32.88
AV	5.25298G	101.54	Inf	-Inf	95.73	3	Vertical	52	2.00	28	31.39	7.30	32.88
PK	5.35048G	59.33	74.00	-14.67	53.44	3	Vertical	52	2.00	28	31.40	7.35	32.86
AV	5.38766G	47.26	54.00	-6.74	41.27	3	Vertical	52	2.00	28	31.48	7.36	32.85

5.25-5.35GHz_802.11a_Nss1,(6Mbps)_1TX

5260MHz_TX

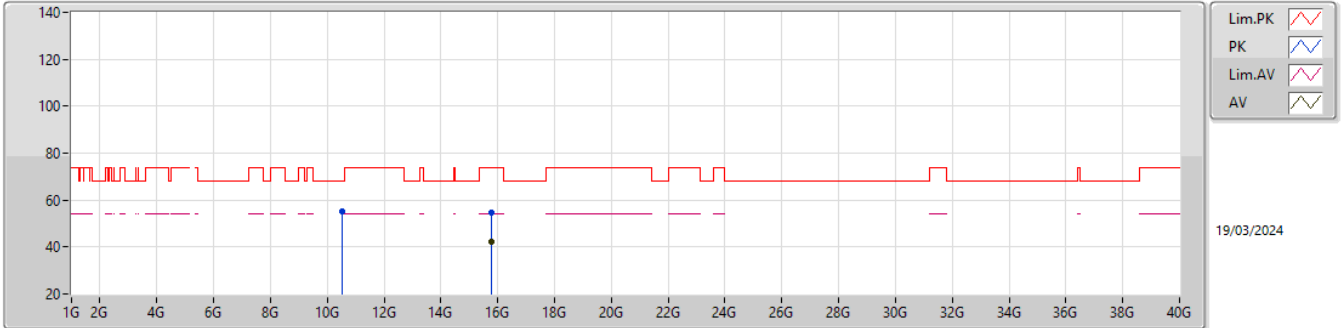


EUT_Y_1TX
Setting 24
24
5.89

Type	Freq (Hz)	Level (dBuV/m)	Limit (dBuV/m)	Margin (dB)	Raw (dBuV)	Dist (m)	Condition	Azimuth (°)	Height (m)	Comment	AF (dB)	CL (dB)	PA (dB)
PK	5.14378G	60.72	74.00	-13.28	54.31	3	Horizontal	335	1.80	28	32.08	7.23	32.90
AV	5.14898G	48.11	54.00	-5.89	41.67	3	Horizontal	335	1.80	28	32.10	7.24	32.90
PK	5.2535G	116.20	Inf	-Inf	110.39	3	Horizontal	335	1.80	28	31.39	7.30	32.88
AV	5.25298G	107.09	Inf	-Inf	101.28	3	Horizontal	335	1.80	28	31.39	7.30	32.88
PK	5.36738G	60.06	74.00	-13.94	54.13	3	Horizontal	335	1.80	28	31.43	7.36	32.86
AV	5.35958G	47.28	54.00	-6.72	41.37	3	Horizontal	335	1.80	28	31.42	7.35	32.86

5.25-5.35GHz_802.11a_Nss1,(6Mbps)_1TX

5260MHz_TX

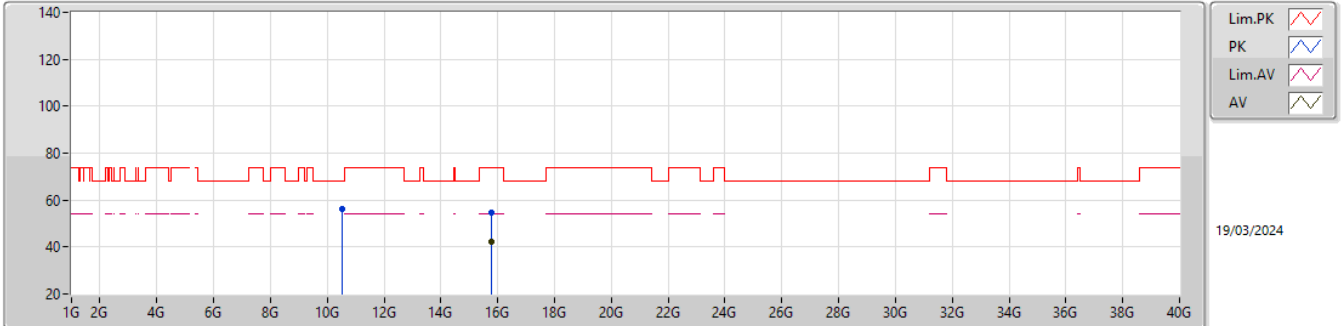


EUTY_1TX
Setting 24
06-K-M-2

Type	Freq (Hz)	Level (dBuV/m)	Limit (dBuV/m)	Margin (dB)	Raw (dBuV)	Dist (m)	Condition	Azimuth (°)	Height (m)	Comment	AF (dB)	CL (dB)	PA (dB)
PK	10.50746G	55.31	68.20	-12.89	48.15	3	Vertical	220	1.19	-	40.10	10.10	43.04
PK	15.7893G	54.80	74.00	-19.20	46.20	3	Vertical	121	1.50	-	38.30	12.57	42.27
AV	15.79416G	42.33	54.00	-11.67	33.73	3	Vertical	121	1.50	-	38.30	12.57	42.27

5.25-5.35GHz_802.11a_Nss1,(6Mbps)_1TX

5260MHz_TX



EUTY_1TX
Setting 24
06-K-M-2

Type	Freq (Hz)	Level (dBuV/m)	Limit (dBuV/m)	Margin (dB)	Raw (dBuV)	Dist (m)	Condition	Azimuth (°)	Height (m)	Comment	AF (dB)	CL (dB)	PA (dB)
PK	10.51967G	56.18	68.20	-12.02	49.01	3	Horizontal	3	2.91	-	40.10	10.11	43.04
PK	15.78582G	54.72	74.00	-19.28	46.13	3	Horizontal	275	1.74	-	38.30	12.57	42.28
AV	15.78897G	42.34	54.00	-11.66	33.74	3	Horizontal	275	1.74	-	38.30	12.57	42.27