APPENDIX 3: Photographs of test setup

Conducted Emission



Photo 1



Photo 2

Radiated Spurious Emission



Photo 1



Photo 2

Worst Case Position

Below 1GHz (Horizontal: X-axis/ Vertical: X-axis)
Above 1GHz (Horizontal: X-axis/ Vertical: Z-axis)

X-axis



Y-axis

Z-axis

End of Report

UL Japan, Inc.
Ise EMC Lab.
4383-326 Asama-cho, Ise-shi, Mie-ken 516-0021 JAPAN
Telephone : +81 596 24 8999
Facsimile : +81 596 24 8124