


owner's manual



DATE/TIME
FAX AND NO. IN PAGE
DURATION ON
PAGE(S)
RESULT
MODE

[illegible]

TIME 01/01/2000 05:18 07
NAME BAOAO-SHIMONEN
FAX : 33 33 22 88 98
TEL : 25755

TRANSMISSION REPORT

GoCad

USER MANUAL:

CONGRATULATIONS on being the proud owner of your personal GoCad. The most affordable with latest technology motor caddie, developed for your golfing pleasure.

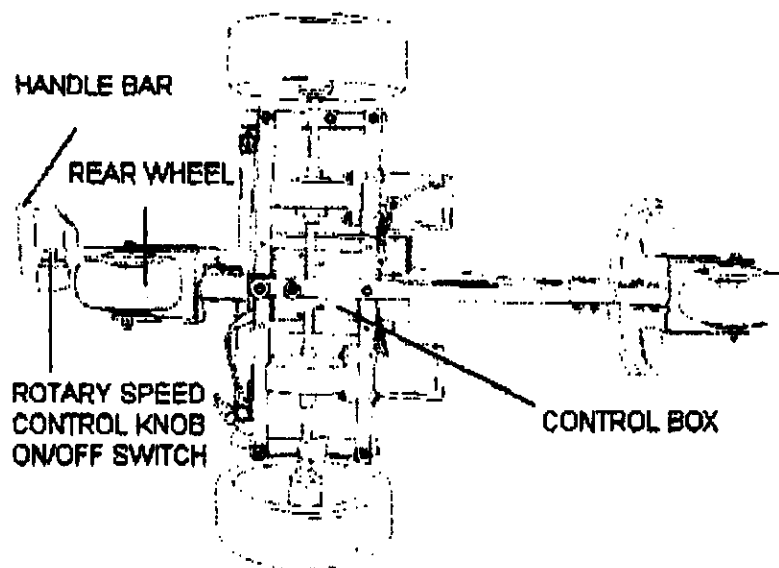
The GoCad is designed to operate simply, allowing you to play a relaxed, hand-free, round of golf, while walking the course at your own personal pace. After a few rounds you will be completely familiar with all the features of your GoCad and its function will become second nature.

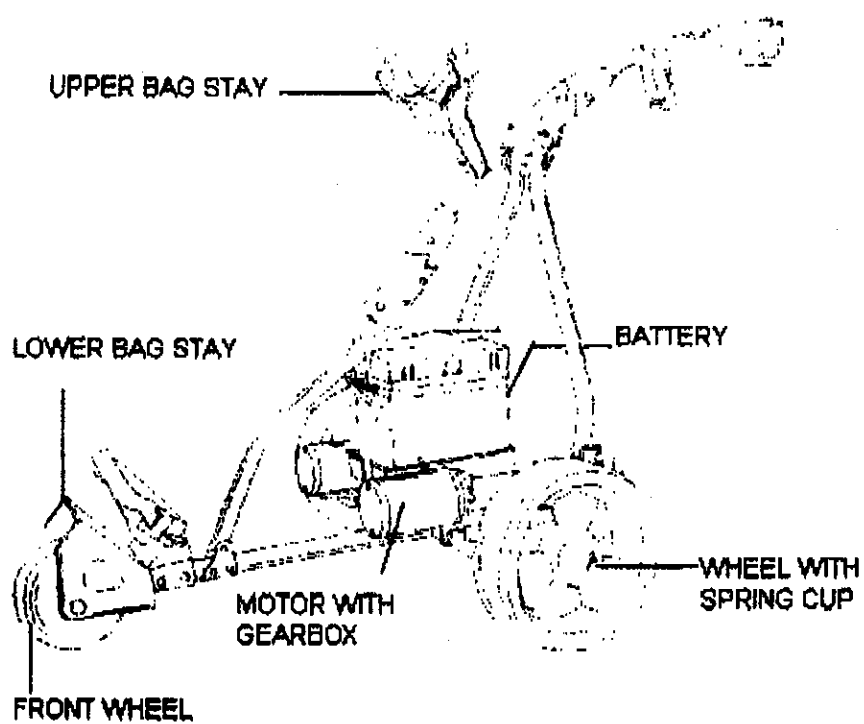
Your new GoCad offers light-weight operation and durability, ease of assembly and disassembly, all with a no worry, maintenance free operation.

We suggest you read the owner's manual completely and in detail, prior to your first

round of golf with your new GoCad. A common sense approach to the care and operation of your unit will ensure years of enjoyable, trouble free golf.

GoCad SKETCH MAP:





GoCad

TECHNICAL DATA:

****Power Source:** 12Volts DC, 33Amp maintenance free rechargeable battery

Charging time: 8 hrs with charger provided (24 hrs initial charging time)

Playing range: upto 27 holes with full charge battery

Battery life: rechargeable upto 300 times

Battery weight: 11 kg (24 lb)

****Motor: Power:** 200w X 2

Voltage: 12V /each

Current: 17.86A /each

Rotate Speed: 3600 - 4200 rpm /each

Torsion: 0.56 N.m. /each

Speed: 4.5 mph

Climbing performance: 35 degrees slope

****Control box:** Jump Code (Remote Control), RF433M

Remote control distance: upto 45 meters (50 yards)

Auto stop (one click): after 60 seconds

****Frame:** Aluminum with stainless axle

Loading capacity: 30 kg (66 lb)

Folded dimension: 95.5 cm (37.5 inch) X 70.5 cm (27.75 inch) X 31.50 cm (12.50 inch)

Frame and motor weight: 14 kg (31 lb)

****Shipping weight:** 27 kg (59.5 lb)

Carton dimension: 81 cm (32 inch) X 72 cm (28 inch) x 32 cm (12.50 inch)

BATTERY CARE

The battery supplied with your GoCad is one of the most advanced of its kind. However, it is worth remembering that all cart batteries work on the same fundamental principles. Because of this, a battery begins to age the day it is made. You can not stop this process; but you can prolong it's life. Conversely, incorrect treatment can cause irreversible damage.

This is how you proon its life:

- *BEFORE THE FIRST USE OF THE BATTERY, PUT IT ON CHARGE FOR 24 hrs. TO ACTIVATE IT.**
- *ALWAYS RECHARGE YOUR BATTERY AS SOON AS POSSIBLE WITHIN 24 hrs.**
- *ALWAYS KEEP YOUR BATTERY ON CHARGE BETWEEN GAME.**
- *NEVER LEAVE YOUR BATTERY CONNECTED TO THE CHARGER WITH MAINS SWITCHED OFF.**
- *NEVER PLAY MORE THAN 18 HOLES WITHOUT FULLY RECHARGING.**
- *NEVER DROP THE BATTERY OR CHARGER.**

On rare occasions manufacturing faults do occur, they generally show up in the first couple of months use. Your local GoCad service agent has special equipment to test for this. If it is a manufacturing fault and the battery is within the warranty period, then the test will be free and your battery replaced. If, however, no manufacturing fault is found, you will be charged for the test.

OPERATION MANUAL & WARNING

WHEEL ADJUST:

On each wheel slide the black lever on the hub cap and pull the wheel outwards by a couple of millimeters, then release the black lever and pull out again until it clicks into place. It's a push/pull cart. This design is for something goes wrong to the cart and golfer can still play the game.

BATTERY INSTAL:

Put the battery into the battery tray by pull up the battery strap (as shown picture) then tight up with velcro strap and plug the wire connector. To take out the battery, reverse the instruction above.

SCORECARD INSTAL:

Put the scorecard on the handle bar by locked the scorecard clip from the bottom side of the handle bar ensuring the clip enter the holes on scorecard and heard the "click" sound.

SPEED CONTROL KNOB:

When battery plug in that the power indicate lite (red) is on. When battery is full that the four battery indicate lites (2 green, 1 yellow, 1 red) are on. When green lites off and yellow, red lites are still on that is warning signal - please prepare to charge the battery. When yellow lite went off and only red lite is on that indicate the battery will go out of power very soon. When battery is out of power that all the lites went off.

SPEED CONTROL KNOB IS ALSO THE SWITCH. when use the cart in manual mode from the start by push forward the knob to turn on the switch. Keep pushing forward for increase the speed, pulling backward for reduce the speed and stop the cart.

REMOTE CONTROL (TRANSMITTER)

Your GoCad is designed to operate within a range of 50 meters. We strongly recommended not exceeding 50 meters while operating in remote control mode. The greater the distance between you and the GoCad, the great the chance of losing contact with it. Should this happen however, the GoCad will stop automatically after around 45 seconds. Study your remote control and learn the functions below.

← A gentle push this key will turn the GoCad left and then continue straight in the new direction. A prolonged push will result in a tighter turn.

→ To turn right, the procedure is exactly the same as described in "left arrow".

↑ Press and hold this key the GoCad will start to move in forward direction. Keeping your finger on the key will take the GoCad to maximum speed. As soon as you release your finger

the GoCad will continue at that speed.

↓ Press this key for reverse, when GoCad is moving forward and you MUST STOP the cart in order to reverse. Keeping your finger on the key will take the GoCad to maximum speed. As soon as you release your finger the GoCad will continue at that speed.

+ Press and hold the key to pick up the speed.

- Press and hold the key to reduce the speed

[STOP] A single depression this brake key will bring

your GoCad

to a halt in less than 1 meter. A prolonged depression

(more

than 1 second) will bring your cart to an emergency

stop.

.LED Indicator, green is OK, Red need to change

battery.

CONTROL BOX:

Black speed adjuster is designed for straight your GoCad, before you put your

golf bag on the GoCad, please practice your cart ensuring the GoCad go straight. When GoCad move toward left, turn the adjuster left until it go straight. When GoCad move toward right, turn the adjuster right until it go straight.

Green button is for program your remote control (transmitter). Please read the user manual for detail information.

Red lite indicator, when use the remote control (transmitter) this red lite will on indicating the remote signal is received properly.

Warning:

Changes or modifications to this unit not expressly approved by the party responsible for compliance

will void the user's authority to operate the equipment. Any change to the equipment will void FCC grant.

This equipment has been tested and found to comply with the limits for a Class B digital device,

pursuant to part 15 of the FCC Rules. These limits are designed to provide reasonable protection against harmful interference in a residential installation.

This equipment generates, uses and can radiate radio frequency energy and, if not installed and

used in accordance with the instructions, may cause harmful interference to radio communications.

However, there is no guarantee that interference will not occur in a particular installation. If this equipment does cause harmful interference to radio or television reception,

which can be determined by turning the equipment off and on, the user is encouraged to try to correct the interference by one or more of the following measures:

- Reorient or relocate the receiving antenna.
- Increase the separation between the equipment and receiver.
- Connect the equipment into an outlet on a circuit different from that to which the receiver is connected.
- Consult the dealer or an experienced radio/TV technician for help.

WARRANTY:

GoCad is guaranteed against faulty or defective materials or workmanship for a period of 12 months from the date of your purchase except battery for 6 months only. The warranty is not transferable.

During the relevant period all breakdowns due to faulty workmanship or materials should be repaired entirely free of charge to the purchaser. However, in keeping with normal practice, breakdowns due to accidents, wear and tear, misuse neglect or faulty adjustment by the user are specifically excluded from this warranty.

CONDITIONS OF WARRANTY:

One full year limited warranty on all parts and workmanship. Provided the GoCad is used and maintained only as recommended and is not subject to commercial use, misuse, negligence or wilful damage and no unauthorized service or modifications are made to it, the manufacturer warrants to the original purchaser, that the product is free from defects in the material and workmanship for a period of 12 months except battery is for 6 months from the date of purchase.

Warranty exclusions; your warranty does not extend to the following damage:

- *Damage caused by an accident, misuse, neglect, fire, theft or moving objects striking the GoCad.
- *Damage caused by industrial fallout, chemicals or sealants.
- *Damage caused by atmospheric fallout or flood, hail, salt, etc.
- *Damage caused to batteries by over discharging excessive use, or sulphation due to leaving in a discharged state for prolonged period.
- *Damage caused by overheating due to ventilation during charging.
- *Indirect, incidental or consequential damages.

Warranty for battery; batteries are warranted for 6 months from the date of purchase.

If the battery is considered by the customer to be faulty within the warranty period, it is to be returned to manufacturer or its nominated agent for testing, freight paid by the customer. If the battery, after testing is determined to be defective under the terms set down by the manufacturer, it will be replaced. If the battery after testing, proves to be within the manufacturers specification and not replaceable under warranty then a nominal testing charge and return freight will be charged to customers

account.

The manufacturer will, at its option, either repair or replace any defective parts, free of charge to the purchaser, **Freight charges involved in returning goods for repair will be the responsibility of the purchaser.**

This warranty does not cover accidental damage and specifically excludes claim for indirect, incidental or consequential damages.

(please complete and mail the enclosed warranty registration card)