



PHOTOS - TEST SETUP

Company: Alereon, Inc.

Product Name: AL5833_Destroyer256


Report No.: ALER03 – Test Setup Photos

1. Test Setup Photographs

1.1.1. Test Setup - RE#1 - Radiated Emissions - 3m Chamber




AL5833_Destroyer256 Digital Emissions 30-1000MHz




TX Spurious 1-18GHz

**AL5834_Combat256 was tested for TX spurious emissions 1-18GHz and data used for all 6 units as statement from client declared all 6 boards used the same Alereon radio chipset.



AL5833_Destroyer256 Digital Emissions 30-1000MHz Closeup

1.1.2. Test Setup - RF#1 - Conducted



RF Conducted

**AL5834_Combat256 was tested for RF conducted and data used for all 6 units as statement from client declared all 6 boards uses the same Alereon radio chipset.



575 Boulder Court
Pleasanton, California 94566, USA
Tel: +1 (925) 462 0304
Fax: +1 (925) 462 0306
www.micomlabs.com

