

## CE Statement for Pepwave Routers ( MAX BR1 Pro 5G)

# DECLARATION OF CONFORMITY

We affirm the electrical equipment manufactured by us fulfils the requirements of the  
Radio Equipment Directive 2014/53/EU.

Name of manufacturer	PISMO LABS TECHNOLOGY LIMITED
Contact information of the manufacturer	A8, 5/F, HK Spinners Industrial. Building., Phase 6, 481 Castle Peak Road, Cheung Sha Wan, Kowloon, Hong Kong tel. (852) 2990 7600, fax. (852) 3007 0588 e-mail: cs@peplink.com
Description of the appliance	PEPWAVE / PEPLINK Wireless Product
Model name of the appliance	MAX BR1 5G MAX-BR1-5GD-T MAX BR1 Pro 5G MAX-BR1-PRO-5GD-T-PRM
Trade name of the appliance	PEPWAVE / PEPLINK

The construction of the appliance is in accordance with the following standards:

EN 301 908-1 V13.1.1  
 EN 300 328 V2.2.2  
 EN 301 893 V2.1.1  
 EN 303 413 V1.1.1  
 EN 62311 : 2020  
 EN 301 489-1 V2.2.3  
 EN 301 489-17 V3.2.4  
 Draft EN 301 489-19 V2.2.0  
 Draft EN 301 489-52 V1.1.2  
 EN 55032: 2015 / A11:2020  
 EN 55035: 2017  
 EN 61000-3-2: 2014  
 EN 61000-3-3: 2013 / A1:2019  
 EN 62368-1:2020+A11:2020

Yours sincerely,




Antony Chong  
 Director of Hardware Engineering  
 Peplink International Limited

	AT	BE	BG	HR	CY	CZ	DK	EE	FI	FR	DE	EL	HU	IE
	IT	LV	LT	LU	MT	NL	PL	PT	RO	SK	SI	ES	SE	UK(NI)

**2.4GHz ( 2412 – 2472 MHz ) : 19.74 dBm**

**5GHz ( 5150 - 5250 MHz ) : 22.66 dBm**

**WWAN : Refer 3GPP TS 36.521 -1 ( UE Power class )**

5G	Bands	FR1 (Sub 6G): FDD: n28 TDD: n78
	Band combinations	For supported E-UTRAN New Radio Dual Connectivity (EN-DC) see <a href="#">Section 6.2</a>
	4x4 MIMO	n78
	DSS	n28
	Category	3GPP Rel 15
	Output Power	FR1 (Sub 6G): n78: 26dBm +2/-3dB all other bands: 23dBm ±2dB
4G	Bands	FDD: B1, B3, B7, B8, B20, B28  TDD: B38, B40
	Band combinations	For supported carrier aggregations (CA) see <a href="#">Section 6.1</a>
	4x4 MIMO	B1, B3, B7, B38
	RX Diversity	all LTE bands
	Category	UE Cat. 13 (UL: 150Mbps) + UE Cat. 20 (DL: 2Gbps); 7xUL CA, 3xUL CA (Intra-band), 5xUL CA+4X4 MIMO (Up to UE Cat20)
	Output Power	all bands: 23dBm ±2dB

This equipment complies with CE radiation exposure limits set forth for an uncontrolled environment. This equipment should be installed and operated with a minimum distance of 20cm between the radiator & your body.

This equipment is restricted to indoor use only when operating in the 5150 to 5250 MHz frequency range in above countries.

**contact as: <https://www.peplink.com/>**

**UK Statement for Pepwave Routers ( MAX BR1 Pro 5G)**

## UK DECLARATION OF CONFORMITY

Name of manufacturer	PISMO LABS TECHNOLOGY LIMITED
Contact information of the manufacturer	A8, 5/F, HK Spinners Ind. Bldg., Phase 6, 481 Castle Peak Road, Cheung Sha Wan, Kowloon, Hong Kong tel. (852) 2990 7600, fax. (852) 3007 0588 e-mail: cs@peplink.com
Description of the appliance	PEPWAVE / PEPLINK Wireless Product
Model name of the appliance	MAX BR1 5G MAX-BR1-5GD-T MAX BR1 Pro 5G MAX-BR1-PRO-5GD-T-PRM
Trade name of the appliance	PEPWAVE / PEPLINK

We declare under sole responsibilities that the above product conforms to the applicable requirements of following relevant UK legislation and designed standards.

#### **UK legislation**

Radio Equipment Regulations 2017

#### **UK Designed Standard**

EN 301 908-1 V13.1.1  
EN 300 328 V2.2.2  
EN 301 893 V2.1.1  
EN 303 413 V1.1.1

#### **Other Standards Applied**

EN 62311: 2020  
EN 301 489-1 V2.2.3  
EN 301 489-17 V3.2.4  
Draft EN 301 489-19 V2.2.0  
Draft EN 301 489-52 V1.1.2  
EN 55032: 2015 + A11:2020  
EN 55035: 2017  
EN 61000-3-2: 2014  
EN 61000-3-3: 2013 + A1:2019  
EN 62368-1:2020 + A11:2020

Yours sincerely,



Antony Chong  
Director of Hardware Engineering  
Peplink International Limited

## CE Statement for Pepwave Routers ( MAX BR1 Pro LTEA for EM7690)

# DECLARATION OF CONFORMITY

We affirm the electrical equipment manufactured by us fulfils the requirements of the Radio Equipment Directive 2014/53/EU.

Name of manufacturer	PISMO LABS TECHNOLOGY LIMITED
Contact information of the manufacturer	A8, 5/F, HK Spinners Industrial. Building., Phase 6, 481 Castle Peak Road, Cheung Sha Wan, Kowloon, Hong Kong tel. (852) 2990 7600, fax. (852) 3007 0588 e-mail: cs@peplink.com
Description of the appliance	PEPLINK PEPWAVE Wireless Product
Model name of the appliance	MAX BR1 Pro LTEA MAX-BR1-PRO-GLTE-S-T-PRM
Trade name of the appliance	PEPWAVE / PEPLINK

The construction of the appliance is in accordance with the following standards:

EN 301 908-1 V15.1.1  
 EN 300 328 V2.2.2  
 EN 301 893 V2.1.1  
 EN 303 413 V1.1.1  
 EN 62311 : 2020  
 EN 301 489-1 V2.2.3  
 EN 301 489-17 V3.2.4  
 Draft EN 301 489-19 V2.2.0  
 EN 301 489-52 V1.2.1  
 EN 55032: 2015 + A11:2020  
 EN 55035: 2017  
 EN 55035: 2017 + A11:2020  
 EN 61000-3-2: 2014  
 EN 61000-3-2: 2019+A1:2021  
 EN 61000-3-3: 2013  
 EN 61000-3-3: 2013 + A1:2019  
 EN 62368-1:2020+A11:2020

Yours sincerely,



Antony Chong  
 Director of Hardware Engineering  
 Peplink International Limited



	AT	BE	BG	HR	CY	CZ	DK	EE	FI	FR	DE	EL	HU	IE
	IT	LV	LT	LU	MT	NL	PL	PT	RO	SK	SI	ES	SE	UK(NI)

**2.4GHz ( 2412 – 2472 MHz ) : 19.74 dBm**

**5GHz ( 5150 - 5250 MHz ) : 22.66 dBm**

**WWAN : Refer 3GPP TS 36.521 -1 ( UE Power class )**

**Table 3-6: Conducted Tx (Transmit) Power Tolerances**

Bands	Conducted Tx power	Notes
<b>LTE</b>		
LTE bands 1, 3	22.5 dBm $\pm$ 1 dB	
LTE bands 7, 38, 40	22 dBm $\pm$ 1 dB	
LTE bands 8, 20, 28	23 dBm $\pm$ 1 dB	

This equipment complies with CE radiation exposure limits set forth for an uncontrolled environment. This equipment should be installed and operated with a minimum distance of 20cm between the radiator & your body.

This equipment is restricted to indoor use only when operating in the 5150 to 5250 MHz frequency range in above countries.

**contact as: <https://www.peplink.com/>**



**UK Statement for Pepwave Routers ( MAX BR1 Pro LTEA for EM7690)**

## UK DECLARATION OF CONFORMITY

Name of manufacturer	PISMO LABS TECHNOLOGY LIMITED
Contact information of the manufacturer	A8, 5/F, HK Spinners Ind. Bldg., Phase 6, 481 Castle Peak Road, Cheung Sha Wan, Kowloon, Hong Kong tel. (852) 2990 7600, fax. (852) 3007 0588 e-mail: cs@peplink.com
Description of the appliance	PEPLINK PEPWAVE Wireless Product
Model name of the appliance	MAX BR1 Pro LTEA MAX-BR1-PRO-GLTE-S-T-PRM
Trade name of the appliance	PEPWAVE / PEPLINK

We declare under sole responsibilities that the above product conforms to the applicable requirements of following relevant UK legislation and designed standards.

### UK legislation

Radio Equipment Regulations 2017

### UK Designed Standard

EN 301 908-1 V15.1.1  
EN 300 328 V2.2.2  
EN 301 893 V2.1.1  
EN 303 413 V1.1.1

### Other Standards Applied

EN 62311: 2020  
EN 301 489-1 V2.2.3  
EN 301 489-17 V3.2.4  
EN 301 489-52 V1.2.1  
Draft EN 301 489-19 V2.2.0  
EN 55032: 2015 + A11:2020  
EN 55035: 2017  
EN 55035: 2017 + A11:2020  
EN 61000-3-2: 2014  
EN 61000-3-2: 2019 + A1:2021  
EN 61000-3-3: 2013  
EN 61000-3-3: 2013 + A1:2019  
EN 62368-1:2020 + A11:2020

Yours sincerely,



Antony Chong  
Director of Hardware Engineering  
Peplink International Limited

## **FCC Requirements for Operation in the United States**

### **Federal Communications Commission (FCC) Compliance Notice:**

#### **For MAX BR1 Mini Core**

This equipment has been tested and found to comply with the limits for a Class A digital device, pursuant to part 15 of the FCC Rules. These limits are designed to provide reasonable protection against harmful interference when the equipment is operated in a commercial environment. This equipment generates, uses, and can radiate radio frequency energy and, if not installed and used in accordance with the instruction manual, may cause harmful interference to radio communications. Operation of this equipment in a residential area is likely to cause harmful interference in which case the user will be required to correct the interference at his own expense.

Any changes or modifications not expressly approved by the party responsible for compliance could void the user's authority to operate this equipment.

This device complies with Part 15 of the FCC Rules. Operation is subject to the following two conditions:

- (1) this device may not cause harmful interference and
- (2) this device must accept any interference received, including interference that may cause undesired operation.

## **Radiation Exposure Statement**

This equipment complies with FCC RF radiation exposure limits set forth for an uncontrolled environment. This equipment should be installed and operated with a minimum distance of 20 centimeters between the radiator and your body.

## **Industry Canada Statement ( MAX BR1 Mini Core )**

This product meets the applicable Innovation, Science and Economic Development Canada technical specifications.

Le présent produit est conforme aux spécifications techniques applicables à l'innovation, Science et Développement économique Canada.

This device contains licence-exempt transmitter(s)/receiver(s) that comply with Innovation, Science and Economic Development Canada's licence-exempt RSS(s). Operation is subject to the following two conditions:

- (1) This device may not cause interference.
- (2) This device must accept any interference, including interference that may cause undesired operation of the device.

Le present appareil est conforme aux CNR d'Industrie Canada applicables aux appareils radio exempts de licence. L'exploitation est autorisee aux deux conditions suivantes:

- (1) l'appareil ne doit pas produire de brouillage, et
- (2) l'utilisateur de l'appareil doit accepter tout brouillage radioelectrique subi, meme si le brouillage est susceptible d'en

### **Radiation Exposure Statement**

This device complies with the ISED radiation exposure limit set forth for an uncontrolled environment. This device should be installed and operated with minimum distance 20cm between the radiator & your body.

Cet équipement est conforme avec l'exposition aux radiations ISED définies pour un environnement non contrôlé. Cet équipement doit être installé et utilisé à une distance minimum de 20 cm entre le radiateur et votre corps.

## **FCC Requirements for Operation in the United States**

### **Federal Communications Commission (FCC) Compliance Notice:**

**For MAX BR1 Mini HW3 (FCC ID: U8G-P1MT01)**

### **Federal Communication Commission Interference Statement**

Any changes or modifications not expressly approved by the party responsible for compliance could void your authority to operate the equipment.

This equipment has been tested and found to comply with the limits for a Class A digital device, pursuant to part 15 of the FCC Rules. These limits are designed to provide reasonable protection against harmful interference when the equipment is operated in a commercial environment. This equipment generates, uses, and can radiate radio frequency energy and, if not installed and used in accordance with the instruction manual, it may cause harmful interference to radio communications. Operation of this equipment in a residential area is likely to cause harmful interference, in which case the user will be required to correct the interference at his own expense.

This device complies with Part 15 of the FCC Rules. Operation is subject to the following two conditions:

- (1) this device may not cause harmful interference and
- (2) this device must accept any interference received, including interference that may cause undesired operation.

### **Radiation Exposure Statement**

This equipment complies with FCC RF radiation exposure limits set forth for an uncontrolled environment. This equipment should be installed and operated with a minimum distance of 20 cm between the radiator and your body.

### **Industry Canada Statement (MAX BR1 Mini, IC: 20682-P1MT01)**

This product meets the applicable Innovation, Science and Economic Development Canada technical specifications.

Le présent produit est conforme aux spécifications techniques applicables d'Innovation, Sciences et Développement économique Canada.

This device contains licence-exempt transmitter(s)/receiver(s) that comply with Innovation, Science and Economic Development Canada's licence-exempt RSS(s). Operation is subject to the following two conditions:

- (1) This device may not cause interference.
- (2) This device must accept any interference, including interference that may cause undesired operation of the device.

Le présent appareil est conforme aux CNR d'Industrie Canada applicables aux appareils radio ex-empts de licence. L'exploitation est autorisée aux deux conditions suivantes:

- (1) l'appareil ne doit pas produire de brouillage, et
- (2) l'utilisateur de l'appareil doit accepter tout brouillage radioélectrique subi, même si le brouillage est susceptible d'en

(i) The device for operation in the band 5150–5250 MHz is only for indoor use to reduce the potential for harmful interference to co-channel mobile satellite systems;

(ii) For devices with detachable antenna(s), the maximum antenna gain permitted for devices in the band 5725-5850 MHz shall be such that the equipment still complies with the e.i.r.p. limits as appropriate; (detachable antenna only) ; and

The high-power radars are allocated as primary users (i.e. priority users) of the band 5725-5850 MHz and that these radars could cause interference and/or damage to LE-LAN devices.

(iii) For devices with detachable antenna(s), the maximum antenna gain permitted for devices in the band 5725-5850 MHz shall be such that the equipment still complies with the e.i.r.p. limits specified for point-to-point and non-point-to-point operation as appropriate.

(i) Le dispositif fonctionnant dans la bande 5150-5250 MHz est réservé uniquement pour une utilisation à l'intérieur afin de réduire les risques de brouillage préjudiciable aux systèmes de satellites mobiles utilisant les mêmes canaux;

(ii) Le gain maximal d'antenne permis pour les dispositifs avec antenne(s) amovible(s) utilisant la bande 5725-5850 MHz doit se conformer à la limitation P.I.R.E. spécifiée pour l'exploitation point à point et non point à point, selon le cas.

En outre, les utilisateurs devraient aussi être avisés que les utilisateurs de radars de haute puissance sont désignés utilisateurs principaux (c.-à-d., qu'ils ont la priorité) pour les bandes 5725-5850 MHz et que ces radars pourraient causer du brouillage et/ou des dommages aux dispositifs LAN-EL.

(iii) Le gain maximal d'antenne permis pour les dispositifs avec antenne(s) amovible(s) utilisant la bande 5725-5850 MHz doit se conformer à la limitation P.I.R.E. spécifiée pour l'exploitation

point à point et non point à point.

### **Radiation Exposure Statement**

This equipment complies with ISED RF radiation exposure limits set forth for an uncontrolled environment. This equipment should be installed and operated with a minimum distance of 20 cm between the radiator and your body.

Cet appareil doit être installé et utilisé avec une distance minimale de 20cm entre l'émetteur et votre corps. Cet appareil et sa ou ses antennes ne doivent pas être co-localisés ou fonctionner en conjonction avec tout autre antenne ou transmetteur.

This radio transmitter IC: 20682-P1MT01 has been approved by Innovation, Science and Economic Development Canada to operate with the antenna types listed below, with the maximum permissible gain indicated. Antenna types not included in this list that have a gain greater than the maximum gain indicated for any type listed are strictly prohibited for use with this device.

WIFI Antenna type: Omni-directional

WIFI Antenna gain: 2.4GHz / 3.15 dBi

5150 ~ 5250 MHz / 3.29 dBi

5725 ~ 5850 MHz / 4.76 dBi

Cet émetteur radio IC : 20682-P1MT01 a été approuvé par Innovation, Sciences et Développement économique Canada pour fonctionner avec les types d'antennes répertoriés ci-dessous, avec le gain maximal autorisé indiqué. Les types d'antenne non inclus dans cette liste qui ont un gain supérieur au gain maximum indiqué pour tout type répertorié sont strictement interdits pour une utilisation avec cet appareil.

Type d'antenne WIFI : omnidirectionnelle

Gain de l'antenne Wi-Fi : 2.4 GHz / 3.15 dBi


5150 ~ 5250 MHz / 3.29 dBi

5725 ~ 5850 MHz / 4.76 dBi

**CE Statement for Pepwave Routers ( MAX BR1 Mini HW3 for EC25-E & LN920A6-WW )**

## DECLARATION OF CONFORMITY

We affirm the electrical equipment manufactured by us fulfils the requirements of the Radio Equipment Directive 2014/53/EU.


Name of manufacturer	PISMO LABS TECHNOLOGY LIMITED
Contact information of the manufacturer	A8, 5/F, HK Spinners Industrial. Building., Phase 6, 481 Castle Peak Road, Cheung Sha Wan, Kowloon, Hong Kong tel. (852) 2990 7600, fax. (852) 3007 0588 e-mail: cs@peplink.com
Description of the appliance	Peplink Pepwave Wireless Product
Model name of the appliance	MAX BR1 Mini MAX-BR1-MINI-LTE-E-T-PRM MAX-BR1-MINI-LTEA-B-T-PRM MAX-BR1-MINI-LTE-E-DC-T-PRM MAX-BR1-MINI-LTEA-B-DC-T-PRM
Trade name of the appliance	 <b>PEPWAVE</b>



The construction of the appliance is in accordance with the following standards:

EN 301 908-1 V15.1.1  
EN 300 328 V2.2.2  
EN 301 893 V2.1.1  
EN 303 413 V1.2.1  
EN 62311: 2020  
EN 301 489-1 V2.2.3  
EN 301 489-17 V3.2.4  
EN 301 489-52 V1.2.1  
Draft EN 301 489-19 V2.2.0  
EN 55032: 2015 + A11:2020  
EN 55035: 2017 + A11:2020  
EN 61000-3-2: 2019 + A1:2021  
EN 61000-3-3: 2013 + A1:2019  
EN 62368-1:2020 + A11:2020

Yours sincerely,



Antony Chong  
Director of Hardware Engineering  
Peplink International Limited

	AT	BE	BG	HR	CY	CZ	DK	EE	FI	FR	DE	EL	HU	IE
	IT	LV	LT	LU	MT	NL	PL	PT	RO	SK	SI	ES	SE	UK(NI)

**2.4GHz ( 2412 - 2472 MHz ) : 19.95 dBm**

**5GHz ( 5150 - 5250 MHz ) : 22.65 dBm**

**WWAN : Refer 3GPP TS 36.521 -1 ( UE Power class )**

**EC25-E module:**

Output Power	Class 3 (23dBm±2dB) for LTE FDD Class 3 (23dBm±2dB) for LTE TDD Class 3 (24dBm +1/-3dB) for TD-SCDMA Class 3 (24dBm +1/-3dB) for UMTS Class E2 (27dBm ±3dB) for EDGE 850/900MHz Class E2 (26dBm +3/-4dB) for EDGE 1800/1900MHz Class 4 (33dBm ±2dB) for GSM 850/900MHz Class 1 (30dBm ±2dB) for GSM 1800/1900MHz
--------------	---

**LN920A6-WW module:**

Band	Power class
3G WCDMA	Class 3 (0.2W)
LTE All Bands (except B41)	Class 3 (0.2W)
LTE Band41 (HPUE support)	Class 2 (0.4W)


This equipment complies with CE radiation exposure limits set forth for an uncontrolled environment. This equipment should be installed and operated with a minimum distance of 20cm between the radiator & your body.

This equipment is restricted to indoor use only when operating in the 5150 to 5250 MHz frequency range in above countries.

**contact as: <https://www.peplink.com/>**

**UK Statement for Pepwave Routers ( MAX BR1 Mini HW3 for EC25-E & LN920A6-WW )**

## UK DECLARATION OF CONFORMITY

Name of manufacturer	PISMO LABS TECHNOLOGY LIMITED
Contact information of the manufacturer	A8, 5/F, HK Spinners Industrial. Building., Phase 6, 481 Castle Peak Road, Cheung Sha Wan, Kowloon, Hong Kong tel. (852) 2990 7600, fax. (852) 3007 0588 e-mail: cs@peplink.com
Description of the appliance	Peplink Pepwave Wireless Product
Model name of the appliance	MAX BR1 Mini MAX-BR1-MINI-LTE-E-T-PRM MAX-BR1-MINI-LTEA-B-T-PRM MAX-BR1-MINI-LTE-E-DC-T-PRM MAX-BR1-MINI-LTEA-B-DC-T-PRM
Trade name of the appliance	

We declare under sole responsibilities that the above product conforms to the applicable requirements of following relevant UK legislation and designed standards.

### **UK legislation**

Radio Equipment Regulations 2017

### **UK Designed Standard**

EN 301 908-1 V15.1.1  
EN 300 328 V2.2.2  
EN 301 893 V2.1.1  
EN 303 413 V1.2.1

### **Other Standards Applied**

EN 62311: 2020  
EN 301 489-1 V2.2.3  
EN 301 489-17 V3.2.4  
EN 301 489-52 V1.2.1  
Draft EN 301 489-19 V2.2.0  
EN 55032: 2015 + A11:2020  
EN 55035: 2017 + A11:2020  
EN 61000-3-2: 2019 + A1:2021  
EN 61000-3-3: 2013 + A1:2019  
EN 62368-1:2020 + A11:2020

Yours sincerely,



Antony Chong  
Director of Hardware Engineering  
Peplink International Limited

## NCC statement

### For MAX BR1 Mini (HW3)

減少電磁波影響，請妥適使用。

取得審驗證明之低功率射頻器材，非經核准，公司、商號或使用者均不得擅自變更頻率、加大功率或變更原設計之特性及功能。

低功率射頻器材之使用不得影響飛航安全及干擾合法通信；經發現有干擾現象時，應立即停用，並改善至無干擾時方得繼續使用。

前述合法通信，指依電信管理法規定作業之無線電通信。

低功率射頻器材須忍受合法通信或工業、科學及醫療用電波輻射性電機設備之干擾。

應避免影響附近雷達系統之操作。

高增益指向性天線只得應用於固定式點對點系統。

電波功率密度 MPE標準值: 0.9 mW/cm<sup>2</sup>，送測產品實測值: 0.118 mW/cm<sup>2</sup>，建議使用時設備天線至少距離人體20公分。

分頻雙工(FDD)：

本設備- WCDMA 2100 (Band 1) FDD支援LTE上行1920MHz -1980MHz \ 下行2110MHz -2170MHz。

本設備- WCDMA 900 (Band 8) FDD支援LTE上行1885MHz -915MHz \ 下行930MHz -960MHz。

本設備- LTE 2100 (Band 1) FDD支援LTE上行1920MHz -1980MHz \ 下行2110MHz -2170MHz。

本設備- LTE 1800 (Band 3) FDD支援LTE上行1710MHz -1770MHz \ 下行1805MHz -1865MHz。

本設備- LTE 2600 (Band 7) FDD支援LTE上行2500MHz ~ 2570MHz \ 下行2620MHz ~ 2690MHz。

本設備- LTE 900 (Band 8) FDD支援LTE上行885MHz -915MHz \ 下行930MHz -960MHz。

本設備- LTE 700 (Band 28) FDD支援LTE上行703MHz -748MHz \ 下行758MHz -803MHz。

分時雙工(TDD)：

本設備- LTE 2600 (Band 38) TDD支援頻段(2570MHz ~ 2620MHz)。

本設備- LTE 2600 (Band 41) TDD支援頻段(2500MHz ~ 2690MHz)。

為避免電磁干擾，本產品不應安裝或使用於住宅環境。

如果更換不正確之電池型式會有爆炸的風險，請依製造商說明書處理用過之電池。

## **FCC Requirements for Operation in the United States**

### **Federal Communications Commission (FCC) Compliance Notice:**

#### **For MAX 700**

#### **Federal Communication Commission Interference Statement**

This equipment has been tested and found to comply with the limits for a Class A digital device, pursuant to Part 15 of the FCC Rules. These limits are designed to provide reasonable protection against harmful interference when the equipment is operated in a commercial environment. This equipment generates, uses, and can radiate radio frequency energy, and if it is not installed and used in accordance with the instruction manual, it may cause harmful interference to radio communications. Operation of this equipment in a residential area is likely to cause harmful interference, in which case the user will be required to correct the interference at his own expense.

Any changes or modifications not expressly approved by the party responsible for compliance could void your authority to operate the equipment.

#### **Radiation Exposure Statement**

This equipment complies with FCC RF radiation exposure limits set forth for an uncontrolled environment. This equipment should be installed and operated with a minimum distance of 22 centimeters between the radiator and your body.

**For MAX HD2 IP67, MAX HD2 Mini, MAX HD2 Dome, MAX HD4 IP67, MAX**

**BR1 ENT, MAX BR1 M2M, SpeedFusion Engine**

### **Federal Communication Commission Interference Statement**

This equipment has been tested and found to comply with the limits for a Class A digital device, pursuant to Part 15 of the FCC Rules. These limits are designed to provide reasonable protection against harmful interference when the equipment is operated in a commercial environment. This equipment generates, uses, and can radiate radio frequency energy, and if it is not installed and used in accordance with the instruction manual, it may cause harmful interference to radio communications. Operation of this equipment in a residential area is likely to cause harmful interference, in which case the user will be required to correct the interference at his own expense.

Any changes or modifications not expressly approved by the party responsible for compliance could void your authority to operate the equipment.

### **Radiation Exposure Statement**

This equipment complies with FCC RF radiation exposure limits set forth for an uncontrolled environment. This equipment should be installed and operated with a minimum distance of 20 centimeters between the radiator and your body.

### **Industry Canada Statement (MAX HD2 IP67, MAX HD2 Mini, MAX HD2 Dome, MAX HD4 IP67, MAX BR1 ENT, MAX BR1 M2M, SpeedFusion Engine)**

This product meets the applicable Innovation, Science and Economic Development Canada technical specifications.

Le présent produit est conforme aux spécifications techniques applicables d'Innovation, Sciences et Développement économique Canada.

This device contains licence-exempt transmitter(s)/receiver(s) that comply with Innovation, Science and Economic Development Canada's licence-exempt RSS(s). Operation is subject to the following two conditions:

- (1) This device may not cause interference.
- (2) This device must accept any interference, including interference that may cause undesired operation of the device.

Le present appareil est conforme aux CNR d'Industrie Canada applicables aux appareils radio exempts de licence. L'exploitation est autorisee aux deux conditions suivantes:

- (1) l'appareil ne doit pas produire de brouillage, et
- (2) l'utilisateur de l'appareil doit accepter tout brouillage radioelectrique subi, meme si le brouillage est susceptible d'en

### **Radiation Exposure Statement**

This device complies with the ISED radiation exposure limit set forth for an uncontrolled environment. This device should be installed and operated with minimum distance 20cm between the radiator & your body.

Cet équipement est conforme avec l'exposition aux radiations ISED définies pour un environnement non contrôlé. Cet équipement doit être installé et utilisé à une distance minimum de 20 cm entre le radiateur et votre corps.

### **Battery Caution Statement (MAX HD2 IP67, MAX HD2 Mini, MAX HD1 Dome, MAX HD2 Dome, MAX HD4 IP67, MAX BR1 ENT)**

Risk of explosion if the battery replaced by an incorrect type, place the battery into fire, a hot oven, extremely high temperature or low air pressure surrounding environment, the leakage of flammable liquid or gas, and mechanically crushing or cutting of the battery.



## CE Statement for Pepwave Routers ( MAX HD2 IP67 )

### DECLARATION OF CONFORMITY

We affirm the electrical equipment manufactured by us fulfils the requirements of the Radio Equipment Directive 2014/53/EU.

Name of manufacturer	PISMO LABS TECHNOLOGY LIMITED
Contact information of the manufacturer	A8, 5/F, HK Spinners Industrial Building, Phase 6, 481 Castle Peak Road, Cheung Sha Wan, Hong Kong tel. (852) 2990 7600, fax. (852) 3007 0588 e-mail: cs@peplink.com
Description of the appliance	PEPWAVE / PEPLINK Wireless Product
Model name of the appliance	MAX HD2 IP67 HD2 IP67 MAX HD2 LTEA IP67 OM2 Pismo 807 MAX-HD2-M-LTEA-W-RM-IP67 MAX HD2 LTE IP67 Pepwave MAX HD2 IP67
Trade name of the appliance	PEPWAVE / PEPLINK

The construction of the appliance is in accordance with the following standards:

EN 301 908-1 V11.1.1  
EN 303 413 V1.1.1  
Draft ETSI EN 301 489-1 V2.2.0  
Draft ETSI EN 301 489-52 V1.1.0  
ETSI EN 301 489-19 V2.1.1  
EN 55032: 2015 + AC:2016  
EN 61000-3-2: 2014  
EN 61000-3-3: 2013  
EN 55035 : 2017  
EN 62311 : 2008  
EN 62368-1:2014+A11:2017

Yours sincerely,



Antony Chong  
Director of Hardware Engineering  
Peplink International Limited

	AT	BE	BG	HR	CY	CZ	DK	EE	FI	FR	DE	EL	HU	IE
	IT	LV	LT	LU	MT	NL	PL	PT	RO	SK	SI	ES	SE	UK(NI)

**WWAN : Refer 3GPP TS 36.521 -1 ( UE Power class )**

**Table 4-6: Conducted Tx (Transmit) Power Tolerances**

Parameter	Conducted transmit power	Notes
<b>LTE</b>		
LTE Band 1,3,8,20	+23 dBm $\pm$ 1 dB	
LTE Band 7	+22 dBm $\pm$ 1 dB	
<b>UMTS</b>		
Band 1 (IMT 2100 12.2 kbps) Band 3 (UMTS 1800 12.2 kbps) Band 8 (UMTS 900 12.2 kbps)	+23 dBm $\pm$ 1 dB	Connectorized (Class 3)

This equipment complies with CE radiation exposure limits set forth for an uncontrolled environment. This equipment should be installed and operated with a minimum distance of 20cm between the radiator & your body.

**contact as:** <https://www.peplink.com/>

**CE Statement for Pepwave Routers ( MAX HD1 Dome )**

## DECLARATION OF CONFORMITY

We affirm the electrical equipment manufactured by us fulfils the requirements of the Radio Equipment Directive 2014/53/EU.

Name of manufacturer	PISMO LABS TECHNOLOGY LIMITED
Contact information of the manufacturer	A8, 5/F, HK Spinners Industrial. Building., Phase 6, 481 Castle Peak Road, Cheung Sha Wan, Kowloon, Hong Kong tel. (852) 2990 7600, fax. (852) 3007 0588 e-mail: cs@peplink.com
Description of the appliance	PEPWAVE / PEPLINK Wireless Product
Model name of the appliance	Pepwave MAX HD1 Dome MAX HD1 Dome MAX HD1 Dome LTEA Pepwave MAX HD1 Dome LTEA MAX-HD1-DOM-M-GLTE-G
Trade name of the appliance	PEPWAVE / PEPLINK

The construction of the appliance is in accordance with the following standards:

EN 301 908-1 V13.1.1  
EN 303 413 V1.1.1  
EN 62311 : 2008  
EN 301 489-1 V2.2.3  
EN 301 489-19 V2.1.1  
Draft EN 301 489-52 V1.1.0  
EN 55032: 2015 + A11:2020  
EN 55035: 2017  
EN 61000-3-2: 2019  
EN 61000-3-3:2013 +A1:2019  
EN 62368-1:2014 + A11:2017 (Second Edition)  
IEC 60950-22(ed.2)

Yours sincerely,



Antony Chong  
Director of Hardware Engineering  
Peplink International Limited



	AT	BE	BG	HR	CY	CZ	DK	EE	FI	FR	DE	EL	HU	IE
	IT	LV	LT	LU	MT	NL	PL	PT	RO	SK	SI	ES	SE	UK(NI)

**WWAN : Refer 3GPP TS 36.521 -1 ( UE Power class )**

Band	Power class
3G WCDMA	Class 3 (0.2W)
LTE All Bands	Class 3 (0.2W)

This equipment complies with CE radiation exposure limits set forth for an uncontrolled environment. This equipment should be installed and operated with a minimum distance of 20cm between the radiator & your body.

**contact as:** <https://www.peplink.com/>

**UK Statement for Pepwave Routers ( MAX HD1 Dome )**

## UK DECLARATION OF CONFORMITY

Name of manufacturer	PISMO LABS TECHNOLOGY LIMITED
Contact information of the manufacturer	A8, 5/F, HK Spinners Ind. Bldg., Phase 6, 481 Castle Peak Road, Cheung Sha Wan, Kowloon, Hong Kong tel. (852) 2990 7600, fax. (852) 3007 0588 e-mail: cs@peplink.com
Description of the appliance	PEPWAVE / PEPLINK Wireless Product
Model name of the appliance	Pepwave MAX HD1 Dome MAX HD1 Dome MAX HD1 Dome LTEA Pepwave MAX HD1 Dome LTEA MAX-HD1-DOM-M-GLTE-G
Trade name of the appliance	PEPWAVE / PEPLINK

We declare under sole responsibilities that the above product conforms to the applicable requirements of following relevant UK legislation and designed standards.

#### **UK legislation**

Radio Equipment Regulations 2017

#### **UK Designed Standard**

EN 301 908-1 V13.1.1  
EN 303 413 V1.1.1

#### **Other Standards Applied**

EN 62311: 2008  
EN 301 489-1 V2.2.3  
EN 301 489-19 V2.1.1  
Draft EN 301 489-52 V1.1.0  
EN 55032: 2015 + A11:2020  
EN 55035: 2017  
EN 61000-3-2: 2019  
EN 61000-3-3: 2013 + A1:2019  
EN 62368-1:2014 + A11:2017 (Second Edition)  
IEC 60950-22(ed.2)

Yours sincerely,



Antony Chong  
Director of Hardware Engineering  
Peplink International Limited



## CE Statement for Pepwave Routers ( MAX HD2 Dome )

# DECLARATION OF CONFORMITY

We affirm the electrical equipment manufactured by us fulfils the requirements of the Radio Equipment Directive 2014/53/EU.

Name of manufacturer	PISMO LABS TECHNOLOGY LIMITED
Contact information of the manufacturer	A8, 5/F, HK Spinners Industrial. Building., Phase 6, 481 Castle Peak Road, Cheung Sha Wan, Kowloon, Hong Kong tel. (852) 2990 7600, fax. (852) 3007 0588 e-mail: cs@peplink.com
Description of the appliance	PEPWAVE / PEPLINK Wireless Product
Model name of the appliance	Pepwave MAX HD1 Dome MAX HD1 Dome Peplink MAX HD1 Dome MAX HD1 Dome LTEA Pepwave MAX HD1 Dome LTEA Peplink MAX HD1 Dome LTEA MAX HD2 Dome Pepwave MAX HD2 Dome Peplink MAX HD2 Dome MAX HD2 Dome LTEA MAX-HD2-DOM-M-LTEA-K Peplink MAX HD2 Dome LTEA Pepwave MAX HD2 Dome LTEA Pismo825
Trade name of the appliance	PEPWAVE / PEPLINK

The construction of the appliance is in accordance with the following standards:

EN 301 908-1 V13.1.1  
 EN 303 413 V1.1.1  
 EN 62311 : 2008  
 EN 301 489-1 V2.2.3  
 EN 301 489-19 V2.1.1  
 Draft EN 301 489-52 V1.1.0  
 EN 55032: 2015 + AC:2016-07  
 EN 55035: 2017  
 EN 61000-3-2: 2019  
 EN 61000-3-3: 2019  
 EN 62368-1:2014 + A11:2017  
 IEC 60950-22(ed.2)

Yours sincerely,




Antony Chong  
 Director of Hardware Engineering  
 Peplink International Limited

	AT	BE	BG	HR	CY	CZ	DK	EE	FI	FR	DE	EL	HU	IE
	IT	LV	LT	LU	MT	NL	PL	PT	RO	SK	SI	ES	SE	UK(NI)

**WWAN : Refer 3GPP TS 36.521 -1 ( UE Power class )**

**Table 3-6: Conducted Tx (Transmit) Power Tolerances**

Bands	Conducted Tx power	Notes
<b>LTE</b>		
LTE bands 1,3,8,20,28	+23 dBm $\pm$ 1 dB	
LTE bands 7	Single cell: +22 dBm $\pm$ 1 dB UL CA: +22.8 dBm $\pm$ 1 dB	0.8 dB offset for UL CA hardcoded by chipset manufacturer

This equipment complies with CE radiation exposure limits set forth for an uncontrolled environment. This equipment should be installed and operated with a minimum distance of 20cm between the radiator & your body.

**contact as:** <https://www.peplink.com/>

## CE Statement for Pepwave Routers ( MAX BR1 ESN )

# DECLARATION OF CONFORMITY

We affirm the electrical equipment manufactured by us fulfils the requirements of the Radio Equipment Directive 2014/53/EU.

Name of manufacturer	PISMO LABS TECHNOLOGY LIMITED
Contact information of the manufacturer	A8, 5/F, HK Spinners Industrial. Building., Phase 6, 481 Castle Peak Road, Cheung Sha Wan, Kowloon, Hong Kong tel. (852) 2990 7600, fax. (852) 3007 0588 e-mail: cs@peplink.com
Description of the appliance	PEPWAVE / PEPLINK Wireless Product
Model name of the appliance	MAX BR1 ESN MAX BR1 ESN LTEA Pepwave MAX BR1 ESN Pepwave MAX BR1 ESN LTEA Peplink MAX BR1 ESN Peplink MAX BR1 ESN LTEA MAX-BR1-ESN-LTEA-K-T
Trade name of the appliance	PEPWAVE / PEPLINK

The construction of the appliance is in accordance with the following standards:

EN 301 908-1 V11.1.1  
EN 300 328 V2.2.2  
EN 303 413 V1.1.1  
EN 62311 : 2008  
EN 301 489-1 V2.2.3  
Draft EN 301 489-17 V3.2.0  
EN 301 489-19 V2.1.1  
Draft EN 301 489-52 V1.1.0  
EN 55032: 2015 + AC:2016-07  
EN 55035: 2017  
EN 61000-3-2: 2014  
EN 61000-3-3: 2013  
EN 62368-1:2014 + A11:2017

Yours sincerely,



Antony Chong  
Director of Hardware Engineering  
Peplink International Limited

	AT	BE	BG	HR	CY	CZ	DK	EE	FI	FR	DE	EL	HU	IE
	IT	LV	LT	LU	MT	NL	PL	PT	RO	SK	SI	ES	SE	UK(NI)

**2.4GHz ( 2412 - 2472 MHz ) : 19.78 dBm**

**WWAN : Refer 3GPP TS 36.521 -1 ( UE Power class )**

**Table 3-6: Conducted Tx (Transmit) Power Tolerances**

Bands	Conducted Tx power	Notes
<b>LTE</b>		
LTE bands 1,3,20	+23 dBm $\pm$ 1 dB	
LTE bands 7	Single cell: +22 dBm $\pm$ 1 dB UL CA: +22.8 dBm $\pm$ 1 dB	0.8 dB offset for UL CA hardcoded by chipset manufacturer

This equipment complies with CE radiation exposure limits set forth for an uncontrolled environment. This equipment should be installed and operated with a minimum distance of 20cm between the radiator & your body.

**contact as:** <https://www.peplink.com/>

## **FCC Requirements for Operation in the United States**

### **Federal Communications Commission (FCC) Compliance Notice:**

#### **For MAX HD4**

#### **Federal Communication Commission Interference Statement**

This equipment has been tested and found to comply with the limits for a Class A digital device, pursuant to Part 15 of the FCC Rules. These limits are designed to provide reasonable protection against harmful interference when the equipment is operated in a commercial environment. This equipment generates, uses, and can radiate radio frequency energy, and if it is not installed and used in accordance with the instruction manual, it may cause harmful interference to radio communications. Operation of this equipment in a residential area is likely to cause harmful interference, in which case the user will be required to correct the interference at his own expense.

Any changes or modifications not expressly approved by the party responsible for compliance could void your authority to operate the equipment.

#### **Radiation Exposure Statement**

This equipment complies with FCC RF radiation exposure limits set forth for an uncontrolled environment. This equipment should be installed and operated with a minimum distance of 40 centimeters between the radiator and your body.

#### **Industry Canada Statement (MAX HD4)**

This product meets the applicable Innovation, Science and Economic Development Canada technical specifications.

Le present produit est conforme aux specifications techniques applicables d'Innovation, Sciences et Developpement economique Canada.

This device contains licence-exempt transmitter(s)/receiver(s) that comply with Innovation, Science and Economic Development Canada's licence-exempt RSS(s). Operation is subject to the following two conditions

(1) This device may not cause interference.

(2) This device must accept any interference, including interference that may cause undesired operation of the device.

Le present appareil est conforme aux CNR d'Industrie Canada applicables aux appareils radio exempts de licence. L'exploitation est autorisee aux deux conditions suivantes

(1) l'appareil ne doit pas produire de brouillage, et

(2) l'utilisateur de l'appareil doit accepter tout brouillage radioelectrique subi, meme si le brouillage est susceptible d'en

(i) The device for operation in the band 5150-5250 MHz is only for indoor use to reduce the potential for harmful interference to co-channel mobile satellite systems;

(ii) For devices with detachable antenna(s), the maximum antenna gain permitted for devices in the band 5725-5850 MHz shall be such that the equipment still complies with the e.i.r.p. limits specified for point-to-point and non-point-to-point operation as appropriate; and

The high-power radars are allocated as primary users (i.e. priority users) of the band 5725-5850 MHz and that these radars could cause interference and/or damage to LE-LAN devices.

(i) Le dispositif fonctionnant dans la bande 5150-5250 MHz est reserve uniquement pour une utilisation a l'interieur afin de reduire les risques de brouillage prejudiciable aux systemes de satellites mobiles utilisant les memes canaux;

(ii) Le gain maximal d'antenne permis pour les dispositifs avec antenne(s) amovible(s) utilisant la bande 5725-5850 MHz doit se conformer a la limitation P.I.R.E specifiee pour l'exploitation point a point et non point a point, selon le cas.

En outre, les utilisateurs devraient aussi etre avises que les utilisateurs de radars de haute puissance sont designes utilisateurs principaux (c.-a-d., qu'ils ont la priorite) pour les bande 5725-5850 MHz et que ces radars pourraient causer du brouillage et/ou des dommages aux dispositifs LAN-EL.

### **Radiation Exposure Statement**

This device complies with the ISED radiation exposure limit set forth for an uncontrolled environment. This device should be installed and operated with minimum distance 40cm between the radiator & your body.

Cet equipement est conforme avec l'exposition aux radiations ISED definies pour un environnement non controle. Cet equipement doit etre installe et utilise a une distance minimum de 40 cm entre le radiateur et votre corps.

### **Battery Caution Statement (MAX HD4)**

Risk of explosion if the battery replaced by an incorrect type, place the battery into fire, a hot oven, extremely high temperature or low air pressure surrounding environment, the leakage of flammable liquid or gas, and mechanically crushing or cutting of the battery.



## CE Statement for Pepwave Routers ( MAX HD4 )

# DECLARATION OF CONFORMITY

We affirm the electrical equipment manufactured by us fulfils the requirements of the Radio Equipment Directive 2014/53/EU.

Name of manufacturer	PISMO LABS TECHNOLOGY LIMITED
Contact information of the manufacturer	A8, 5/F, HK Spinners Ind. Bldg., Phase 6, 481 Castle Peak Road, Cheung Sha Wan, Kowloon, Hong Kong tel. (852) 2990 7600, fax. (852) 3007 0588 e-mail: cs@peplink.com
Description of the appliance	Pepwave / Peplink / Pismo Wireless Product
Model name of the appliance	MAX HD4, MAX HD4 LTE, MAX HD4 LTEA PISMO803AC
Trade name of the appliance	Pepwave / Peplink / Pismo

The construction of the appliance is in accordance with the following standards:

EN 300 328 V2.1.1  
EN 301 893 V2.1.1  
EN 301908-1 V11.1.1  
EN 300 440 V2.1.1  
EN 303 413 V1.1.1  
EN 301 489-1 V2.1.1  
Final Draft EN 301 489-3 V2.1.1  
EN 301 489-17 V3.1.1  
Draft EN 301 489-52 V1.1.0  
EN 55032:2015  
EN 61000-3-2: 2014  
EN 61000-3-3: 2013  
EN 55024:2010+A1:2015  
EN 50385:2017  
EN 60950-1:2006+A11: 2009+A1:2010+A12:2011+A2:2013

Yours sincerely,

A handwritten signature in blue ink, followed by a circular purple stamp. The stamp contains the text "PEPLINK INTERNATIONAL LIMITED" around the perimeter.

Keith Chau  
General Manager  
Peplink International Limited

	AT	BE	BG	HR	CY	CZ	DK	EE	FI	FR	DE	EL	HU	IE
	IT	LV	LT	LU	MT	NL	PL	PT	RO	SK	SI	ES	SE	UK(NI)

**2.4GHz ( 2412 - 2472 MHz ) : 18.87 dBm**

**5GHz ( 5150 - 5250 MHz & 5725 - 5850 MHz ) : 19.13 dBm**

**WWAN : Refer 3GPP TS 36.521 -1 ( UE Power class )**

**Table 4-6: Conducted Tx (Transmit) Power Tolerances**

Parameter	Conducted transmit power	Notes
<b>LTE</b>		
LTE Band 1,3,8,20	+23 dBm $\pm$ 1 dB	
LTE Band 7	+22 dBm $\pm$ 1 dB	
<b>UMTS</b>		
Band 1 (IMT 2100 12.2 kbps) Band 8 (UMTS 900 12.2 kbps)	+23 dBm $\pm$ 1 dB	Connectorized (Class 3)

This equipment complies with CE radiation exposure limits set forth for an uncontrolled environment. This equipment should be installed and operated with a minimum distance of 20cm between the radiator & your body.

This equipment is restricted to indoor use only when operating in the 5150 to 5250 MHz frequency range in above countries.

**contact as: <https://www.peplink.com/>**

## CE Statement for Pepwave Routers ( MAX HD4 IP67 )

# DECLARATION OF CONFORMITY

We affirm the electrical equipment manufactured by us fulfils the requirements of the Radio Equipment Directive 2014/53/EU.

Name of manufacturer	Pismo Labs Technology Limited
Contact information of the manufacturer	Unit A5, 5/F, HK Spinners Ind. Bldg., Phase 6, 481 Castle Peak Road, Cheung Sha Wan, Kowloon, Hong Kong tel. (852) 2990 7600, fax. (852) 3007 0588 e-mail: cs@peplink.com
Description of the appliance	Pepwave / Peplink / Pismo Wireless Product
Model name of the appliance	MAX HD4 IP67, MAX HD4 LTE IP67, MAX HD4 LTEA IP67
Trade name of the appliance	Pepwave / Peplink / Pismo

The construction of the appliance is in accordance with the following standards:

EN 301908-1 V11.1.1  
EN 303 413 V1.1.1  
EN 301 489-1 V2.1.1  
EN 301 489-19 V2.1.0  
EN 301 489-52 V1.1.0  
EN 55032:2015  
EN 61000-3-2: 2014  
EN 61000-3-3: 2013  
EN 55024:2010+A1:2015  
EN 50385:2017  
EN 60950-1:2006+A11: 2009+A1:2010+A12:2011+A2:2013

Yours sincerely,

A handwritten signature in blue ink, followed by a circular purple stamp. The stamp contains the text "PEPLINK INTERNATIONAL LIMITED" around the perimeter.

Keith Chau  
General Manager  
Peplink International Limited

	AT	BE	BG	HR	CY	CZ	DK	EE	FI	FR	DE	EL	HU	IE
	IT	LV	LT	LU	MT	NL	PL	PT	RO	SK	SI	ES	SE	UK(NI)

**WWAN : Refer 3GPP TS 36.521 -1 ( UE Power class )**

**Table 4-6: Conducted Tx (Transmit) Power Tolerances**

Parameter	Conducted transmit power	Notes
<b>LTE</b>		
LTE Band 1,3,8,20	+23 dBm $\pm$ 1 dB	
LTE Band 7	+22 dBm $\pm$ 1 dB	
<b>UMTS</b>		
Band 1 (IMT 2100 12.2 kbps) Band 8 (UMTS 900 12.2 kbps)	+23 dBm $\pm$ 1 dB	Connectorized (Class 3)

This equipment complies with CE radiation exposure limits set forth for an uncontrolled environment. This equipment should be installed and operated with a minimum distance of 20cm between the radiator & your body.

**contact as:** <https://www.peplink.com/>

**CE Statement for Pepwave Routers ( SpeedFusion Engine )**

## DECLARATION OF CONFORMITY

We affirm the electrical equipment manufactured by us fulfils the requirements of the Radio Equipment Directive 2014/53/EU.

Name of manufacturer	PISMO LABS TECHNOLOGY LIMITED
Contact information of the manufacturer	A8, 5/F, HK Spinners Ind. Bldg., Phase 6, 481 Castle Peak Road, Cheung Sha Wan, Kowloon, Hong Kong tel. (852) 2990 7600, fax. (852) 3007 0588 e-mail: cs@peplink.com
Description of the appliance	Pepwave / Peplink / Pismo Labs Wireless Product
Model name of the appliance	SpeedFusion Engine, SpeedFusion Engine ET, SpeedFusion Engine ST
Trade name of the appliance	Pepwave / Peplink / Pismo

The construction of the appliance is in accordance with the following standards:

EN 301 908-1 V11.1.1

EN 303 413 V1.1.1

Draft EN 301 489-1 V2.2.0

Draft EN 301 489-19 V2.1.0

Draft EN 301 489-52 V1.1.0

EN 62311:2008

EN 60950-1:2006 +A11: 2009+A1:2010+A12:2011+A2:2013

Yours sincerely,

A handwritten signature in blue ink, followed by a circular purple stamp. The stamp contains the text "PEPLINK INTERNATIONAL LIMITED" around the perimeter.

Keith Chau  
General Manager  
Peplink International Limited



	AT	BE	BG	HR	CY	CZ	DK	EE	FI	FR	DE	EL	HU	IE
	IT	LV	LT	LU	MT	NL	PL	PT	RO	SK	SI	ES	SE	UK(NI)

**WWAN : Refer 3GPP TS 36.521 -1 ( UE Power class )**

**MC7455 module:**

**Table 4-6: Conducted Tx (Transmit) Power Tolerances**

Parameter	Conducted transmit power	Notes
<b>LTE</b>		
LTE Band 1,3,8,20	+23 dBm $\pm$ 1 dB	
LTE Band 7	+22 dBm $\pm$ 1 dB	
<b>UMTS</b>		
Band 1 (IMT 2100 12.2 kbps) Band 8 (UMTS 900 12.2 kbps)	+23 dBm $\pm$ 1 dB	Connectorized (Class 3)

**EC25-E module:**

<b>Output Power</b>	Class 3 (23dBm $\pm$ 2dB) for LTE FDD Class 3 (23dBm $\pm$ 2dB) for LTE TDD Class 3 (24dBm +1/-3dB) for TD-SCDMA Class 3 (24dBm +1/-3dB) for UMTS Class E2 (27dBm $\pm$ 3dB) for EDGE 850/900MHz Class E2 (26dBm +3/-4dB) for EDGE 1800/1900MHz Class 4 (33dBm $\pm$ 2dB) for GSM 850/900MHz Class 1 (30dBm $\pm$ 2dB) for GSM 1800/1900MHz
---------------------	--

This equipment complies with CE radiation exposure limits set forth for an uncontrolled environment. This equipment should be installed and operated with a minimum distance of 20cm between the radiator & your body.

**contact as:** <https://www.peplink.com/>

## **FCC Requirements for Operation in the United States**

### **Federal Communications Commission (FCC) Compliance Notice:**

#### **For MAX Transit, MAX Transit Duo**

#### **Federal Communication Commission Interference Statement**

This equipment has been tested and found to comply with the limits for a Class A digital device, pursuant to Part 15 of the FCC Rules. These limits are designed to provide reasonable protection against harmful interference when the equipment is operated in a commercial environment. This equipment generates, uses, and can radiate radio frequency energy, and if it is not installed and used in accordance with the instruction manual, it may cause harmful interference to radio communications. Operation of this equipment in a residential area is likely to cause harmful interference, in which case the user will be required to correct the interference at his own expense.

Any changes or modifications not expressly approved by the party responsible for compliance could void your authority to operate the equipment.

This transmitter must not be co-located or operating in conjunction with any other antenna or transmitter.

Operations in the 5.15-5.25GHz band are restricted to indoor usage only.

#### **Radiation Exposure Statement**

This equipment complies with FCC RF radiation exposure limits set forth for an uncontrolled environment. This equipment should be installed and operated with a minimum distance of 24 centimeters between the radiator and your body.

### **Industry Canada Statement (MAX Transit, MAX Transit Duo)**

This product meets the applicable Innovation, Science and Economic Development Canada technical specifications.

Le présent produit est conforme aux spécifications techniques applicables d'Innovation, Sciences et Développement économique Canada.

This device contains licence-exempt transmitter(s)/receiver(s) that comply with Innovation, Science and Economic Development Canada's licence-exempt RSS(s). Operation is subject to the following two conditions:

(1) This device may not cause interference.

(2) This device must accept any interference, including interference that may cause undesired operation of the device.

Le present appareil est conforme aux CNR d'Industrie Canada applicables aux appareils radio ex- empts de licence. L'exploitation est autorisee aux deux conditions suivantes:

(1) l'appareil ne doit pas produire de brouillage, et

(2) l'utilisateur de l'appareil doit accepter tout brouillage radioelectrique subi, meme si le brouillage est susceptible d'en

(i) The device for operation in the band 5150-5250 MHz is only for indoor use to reduce the potential for harmful interference to co-channel mobile satellite systems;

(ii) For devices with detachable antenna(s), the maximum antenna gain permitted for devices in the band 5725-5850 MHz shall be such that the equipment still complies with the e.i.r.p. limits specified for point-to-point and non-point-to-point operation as appropriate; and

The high-power radars are allocated as primary users (i.e. priority users) of the band 5725-5850 MHz and that these radars could cause interference and/or damage to LE-LAN devices.

(i) Le dispositif fonctionnant dans la bande 5150-5250 MHz est reserve uniquement pour une utilisation a l'interieur afin de reduire les risques de brouillage prejudiciable aux systemes de satellites mobiles utilisant les memes canaux;

(ii) Le gain maximal d'antenne permis pour les dispositifs avec antenne(s) amovible(s) utilisant la bande 5725-5850 MHz doit se conformer a la limitation P.I.R.E specifiee pour l'exploitation point a point et non point a point, selon le cas.

En outre, les utilisateurs devraient aussi etre avises que les utilisateurs de radars de haute puissance sont designes utilisateurs principaux (c.-a-d., qu'ils ont la priorite) pour les bande 5725-5850 MHz et que ces radars pourraient causer du brouillage et/ou des dommages aux dispositifs LAN-EL.

## **Radiation Exposure Statement**

This device complies with the ISED radiation exposure limit set forth for an uncontrolled environment. This device should be installed and operated with minimum distance 30cm between the radiator & your body.

Cet equipement est conforme avec l'exposition aux radiations ISED definies pour un environnement non controle. Cet equipement doit etre installe et utilise a une distance minimum de 30 cm entre le radiateur et votre corps.

## **Battery Caution Statement**

Risk of explosion if the battery replaced by an incorrect type, place the battery into fire, a hot oven, extremely high temperature or low air pressure surrounding environment, the leakage of flammable liquid or gas, and mechanically crushing or cutting of the battery.

**CE Statement for Pepwave Routers ( MAX Transit / MAX Transit Duo For EM7565 )**

## DECLARATION OF CONFORMITY

We affirm the electrical equipment manufactured by us fulfils the requirements of the Radio Equipment Directive 2014/53/EU.

Name of manufacturer	PISMO LABS TECHNOLOGY LIMITED
Contact information of the manufacturer	A8, 5/F, HK Spinners Industrial Building., Phase 6, 481 Castle Peak Road, Cheung Sha Wan, Kowloon, Hong Kong tel. (852) 2990 7600, fax. (852) 3007 0588 e-mail: cs@peplink.com
Description of the appliance	PEPWAVE / PEPLINK Wireless Product
Model name of the appliance	MAX Transit MAX-TST-LTEA-K-T MAX-TST-LTEA-K-T-PRM MAX Transit LTEA Pepwave MAX Transit Pepwave MAX Transit LTEA MAX Transit Duo MAX Transit Duo LTEA MAX-TST-DUO-LTEA-K-T MAX-TST-DUO-LTEA-K-T-PRM Pepwave MAX Transit Duo Pepwave MAX Transit Duo LTEA
Trade name of the appliance	PEPWAVE / PEPLINK

The construction of the appliance is in accordance with the following standards:

EN 300 328 V2.2.2  
 EN 301 893 V2.1.1  
 EN 301 908-1 V13.1.1  
 EN 301 489-1 V2.2.3  
 EN 301 489-19 V2.1.1  
 EN 301 489-17 V3.1.1  
 Draft EN 301 489-52 V1.1.0  
 EN 55032 : 2015 / AC : 2016  
 EN 61000-3-2: 2014  
 EN 61000-3-3: 2013  
 EN 55035 : 2017  
 EN 62311 : 2008  
 EN 62368-1:2014+A11:2017 (Second Edition)  
 EN 303 413 V1.1.1

Yours sincerely,




Antony Chong  
 Director of Hardware Engineering  
 Peplink International Limited

	AT	BE	BG	HR	CY	CZ	DK	EE	FI	FR	DE	EL	HU	IE
	IT	LV	LT	LU	MT	NL	PL	PT	RO	SK	SI	ES	SE	UK(NI)

**2.4GHz ( 2412 - 2472 MHz ) : 18.68 dBm**

**5GHz ( 5150 - 5250 MHz ) : 18.19 dBm**

**WWAN : Refer 3GPP TS 36.521 -1 ( UE Power class )**

**Table 3-6: Conducted Tx (Transmit) Power Tolerances**

Bands	Conducted Tx power	Notes
<b>LTE</b>		
LTE bands 1,3,8,20,28	+23 dBm $\pm$ 1 dB	
LTE bands 7	Single cell: +22 dBm $\pm$ 1 dB UL CA: +22.8 dBm $\pm$ 1 dB	0.8 dB offset for UL CA hardcoded by chipset manufacturer

This equipment complies with CE radiation exposure limits set forth for an uncontrolled environment. This equipment should be installed and operated with a minimum distance of 20cm between the radiator & your body.

This equipment is restricted to indoor use only when operating in the 5150 to 5250 MHz frequency range in above countries.

**contact as: <https://www.peplink.com/>**

**CE Statement for Pepwave Routers ( MAX Transit For LM960A18 )**

## **DECLARATION OF CONFORMITY**

We affirm the electrical equipment manufactured by us fulfils the requirements of the Radio Equipment Directive 2014/53/EU.

Name of manufacturer	PISMO LABS TECHNOLOGY LIMITED
Contact information of the manufacturer	A8, 5/F, HK Spinners Industrial Building., Phase 6, 481 Castle Peak Road, Cheung Sha Wan, Kowloon, Hong Kong tel. (852) 2990 7600, fax. (852) 3007 0588 e-mail: cs@peplink.com
Description of the appliance	PEPWAVE / PEPLINK Wireless Product
Model name of the appliance	MAX Transit Pepwave MAX Transit MAX-TST-GLTE-G-T-PRM
Trade name of the appliance	PEPWAVE / PEPLINK



The construction of the appliance is in accordance with the following standards:

EN 300 328 V2.2.2  
 EN 301 893 V2.1.1  
 EN 301 908-1 V13.1.1  
 EN 301 489-1 V2.2.3  
 EN 301 489-19 V2.1.1  
 EN 301 489-17 V3.1.1  
 Draft EN 301 489-52 V1.1.0  
 EN 55032 : 2015 + AC : 2016  
 EN 61000-3-2: 2014  
 EN 61000-3-3: 2013  
 EN 55035 : 2017  
 EN 62311 : 2008  
 EN 62368-1:2014+A11:2017 (Second Edition)  
 EN 303 413 V1.1.1

Yours sincerely,




Antony Chong  
 Director of Hardware Engineering  
 Peplink International Limited



	AT	BE	BG	HR	CY	CZ	DK	EE	FI	FR	DE	EL	HU	IE
	IT	LV	LT	LU	MT	NL	PL	PT	RO	SK	SI	ES	SE	UK(NI)

**2.4GHz ( 2412 - 2472 MHz ) : 18.68 dBm**

**5GHz ( 5150 - 5250 MHz ) : 18.19 dBm**

**WWAN : Refer 3GPP TS 36.521 -1 ( UE Power class )**

Band	Power class
3G WCDMA	Class 3 (0.2W)
LTE All Bands	Class 3 (0.2W)

This equipment complies with CE radiation exposure limits set forth for an uncontrolled environment. This equipment should be installed and operated with a minimum distance of 20cm between the radiator & your body.

This equipment is restricted to indoor use only when operating in the 5150 to 5250 MHz frequency range in above countries.

**contact as: <https://www.peplink.com/>**

## **FCC Requirements for Operation in the United States**

### **Federal Communications Commission (FCC) Compliance Notice:**

#### **For MAX Transit Mini**

#### **Federal Communication Commission Interference Statement**

This equipment has been tested and found to comply with the limits for a Class A digital device, pursuant to Part 15 of the FCC Rules. These limits are designed to provide reasonable protection against harmful interference when the equipment is operated in a commercial environment. This equipment generates, uses, and can radiate radio frequency energy, and if it is not installed and used in accordance with the instruction manual, it may cause harmful interference to radio communications. Operation of this equipment in a residential area is likely to cause harmful interference, in which case the user will be required to correct the interference at his own expense.

Any changes or modifications not expressly approved by the party responsible for compliance could void your authority to operate the equipment.

#### **Radiation Exposure Statement**

This equipment complies with FCC RF radiation exposure limits set forth for an uncontrolled environment. This equipment should be installed and operated with a minimum distance of 20 centimeters between the radiator and your body.

#### **Industry Canada Statement (MAX Transit Mini)**

This product meets the applicable Innovation, Science and Economic Development Canada technical specifications.

Ce produit répond aux spécifications techniques applicables à l'innovation, Science et Développement économique Canada.

#### **Radiation Exposure Statement**

This device complies with the ISED radiation exposure limit set forth for an uncontrolled environment. This device should be installed and operated with minimum distance 20cm between the radiator & your body.

Cet équipement est conforme avec l'exposition aux radiations ISED définies pour un environnement non contrôlé. Cet équipement doit être installé et utilisé à une distance minimum de 20 cm entre le radiateur et votre corps.

This radio transmitter has been approved by Innovation, Science and Economic Development Canada to operate with the antenna types listed below, with the maximum permissible gain indicated. Antenna types not included in this list that have a gain greater than the maximum gain indicated for any type listed are strictly prohibited for use with this device.

Antenna types Replacement Antenna  
Antenna gain (in dBi) 5.33 dBi

Innovation, Sciences et Développement économique Canada a approuvé l'utilisation de ce transmetteur radio avec les types d'antenne énumérés ci-dessous, le gain maximal admissible étant indiqué. Les types d'antennes non inclus dans cette liste qui ont un gain supérieur au gain maximal indiqué pour tout type liste sont strictement interdits pour une utilisation avec cet appareil.

Types d'antennes Replacement Antenna  
Gain d'antenne (en dBi) 5.33 dBi