



**SGS-CSTC Standards Technical Services Co., Ltd.
Shenzhen Branch**

No. 1 Workshop, M-10, Middle section, Science & Technology Park,
Shenzhen, Guangdong, China 518057

Telephone: +86 (0) 755 2601 2053
Fax: +86 (0) 755 2671 0594
Email: ee.shenzhen@sgs.com

Report No.: HKES171100325803
Page: 1 of 388

TEST REPORT

Application No.: HKES1711003258IT
Applicant: Pismo Labs Technology Limited
Address of Applicant: Unit A5, 5/F, HK Spinners Industrial Building, Phase 6, 481 Castle Peak Road, Cheung Sha Wan, Kowloon, Hong Kong
Manufacturer: Pismo Labs Technology Limited
Address of Manufacturer: Unit A5, 5/F, HK Spinners Industrial Building, Phase 6, 481 Castle Peak Road, Cheung Sha Wan, Kowloon, Hong Kong
Equipment Under Test (EUT):
EUT Name: Peplink / Pepwave / Pismo Labs Wireless Product
Model No.: AP One Rugged with M12 Connector, AP One Rugged Extreme, AP One Rugged EX, AP One Rugged M12, PismoAC6M12, PismoAC6 M12♣
♣ Please refer to section 2 of this report which indicates which model was actually tested and which were electrically identical.
FCC ID: U8G-P1AC6M12
Standard(s) : 47 CFR Part 15, Subpart E 15.407
Date of Receipt: 2017-11-16
Date of Test: 2017-12-01 to 2017-12-29
Date of Issue: 2018-03-07

Test Result:	Pass*
---------------------	--------------

* In the configuration tested, the EUT complied with the standards specified above.



Keny Xu
EMC Laboratory Manager

The manufacturer should ensure that all products in series production are in conformity with the product sample detailed in this report. If the product in this report is used in any configuration other than that detailed in the report, the manufacturer must ensure the new system complies with all relevant standards. Any mention of SGS International Electrical Approvals or testing done by SGS International Electrical Approvals in connection with, distribution or use of the product described in this report must be approved by SGS International Electrical Approvals in writing.

This document is issued by the Company subject to its General Conditions of Service printed overleaf, available on request or accessible at <http://www.sgs.com/en/Terms-and-Conditions.aspx> and, for electronic format documents, subject to Terms and Conditions for Electronic Documents at <http://www.sgs.com/en/Terms-and-Conditions/Terms-e-Documents.aspx>. Attention is drawn to the limitation of liability, indemnification and jurisdiction issues defined therein. Any holder of this document is advised that information contained hereon reflects the Company's findings at the time of its intervention only and within the limits of Client's instructions, if any. The Company's sole responsibility is to its Client and this document does not exonerate parties to a transaction from exercising all their rights and obligations under the transaction documents. This document cannot be reproduced except in full, without prior written approval of the Company. Any unauthorized alteration, forgery or falsification of the content or appearance of this document is unlawful and offenders may be prosecuted to the fullest extent of the law. Unless otherwise stated the results shown in this test report refer only to the sample(s) tested and such sample(s) are retained for 30 days only.



Revision Record				
Version	Chapter	Date	Modifier	Remark
01		2018-03-07		Original

Authorized for issue by:				
				
		Harry Wu /Project Engineer		
				
		Eric Fu /Reviewer		

2 Test Summary

Radio Spectrum Technical Requirement				
Item	Standard	Method	Requirement	Result
Antenna Requirement	47 CFR Part 15, Subpart E 15.407	N/A	47 CFR Part 15, Subpart C 15.203	Pass
Transmission in the Absence of Data	47 CFR Part 15, Subpart E 15.407	N/A	47 CFR Part 15, Subpart C 15.407 (c)	Pass

N/A: Not applicable

Radio Spectrum Matter Part				
Item	Standard	Method	Requirement	Result
Conducted Emissions at AC Power Line (150kHz-30MHz)	47 CFR Part 15, Subpart E 15.407	ANSI C63.10 (2013) Section 6.2	47 CFR Part 15, Subpart C 15.207 & 15.407 b(6)	Pass
99% Bandwidth	47 CFR Part 15, Subpart E 15.407	KDB 789033 II D	N/A	Pass
26dB Emission bandwidth	47 CFR Part 15, Subpart E 15.407	KDB 789033 D02 II C 1	47 CFR Part 15, Subpart C 15.407 (a)	Pass
Minimum 6 dB bandwidth (5.725-5.85 GHz band)	47 CFR Part 15, Subpart E 15.407	KDB 789033 D02 II C 2	47 CFR Part 15, Subpart C 15.407 (e)	Pass
Maximum Conducted output power	47 CFR Part 15, Subpart E 15.407	KDB 789033 D02 II E	47 CFR Part 15, Subpart C 15.407 (a)	Pass
Peak Power spectrum density	47 CFR Part 15, Subpart E 15.407	KDB 789033 D02 II F	47 CFR Part 15, Subpart C 15.407 (a)	Pass
Radiated Emissions	47 CFR Part 15, Subpart E 15.407	KDB 789033 D02 II G	47 CFR Part 15, Subpart C 15.209 & 15.407(b)	Pass
Radiated Emissions which fall in the restricted bands	47 CFR Part 15, Subpart E 15.407	KDB 789033 D02 II G	47 CFR Part 15, Subpart C 15.209 & 15.407(b)	Pass
Frequency Stability	47 CFR Part 15, Subpart E 15.407	ANSI C63.10 (2013) Section 6.8	47 CFR Part 15, Subpart C 15.407 (g)	Pass

N/A: Not applicable

Remark:

Model No.: AP One Rugged with M12 Connector, AP One Rugged Extreme, AP One Rugged EX, AP One Rugged M12, PismoAC6M12, PismoAC6 M12

Only the model AP One Rugged M12 was tested, since the electrical circuit design, layout, components used, internal wiring and functions were identical for all the above models, with only difference on model names for the marketing requirement.



3 Contents

	Page
1 COVER PAGE	1
2 TEST SUMMARY	3
3 CONTENTS	4
4 GENERAL INFORMATION	6
4.1 DETAILS OF E.U.T.	6
4.2 DESCRIPTION OF SUPPORT UNITS	7
4.3 MEASUREMENT UNCERTAINTY	7
4.4 TEST LOCATION	8
4.5 TEST FACILITY	8
4.6 DEVIATION FROM STANDARDS	8
4.7 ABNORMALITIES FROM STANDARD CONDITIONS	8
5 EQUIPMENT LIST	9
6 RADIO SPECTRUM TECHNICAL REQUIREMENT	14
6.1 ANTENNA REQUIREMENT	14
6.1.1 Test Requirement:	14
6.1.2 Conclusion	14
6.2 TRANSMISSION IN THE ABSENCE OF DATA	15
6.2.1 Test Requirement:	15
6.2.2 Conclusion	15
7 RADIO SPECTRUM MATTER TEST RESULTS	16
7.1 CONDUCTED EMISSIONS AT AC POWER LINE (150kHz-30MHz)	16
7.1.1 E.U.T. Operation	17
7.1.2 Test Setup Diagram	17
7.1.3 Measurement Procedure and Data	18
7.2 99% BANDWIDTH	21
7.2.1 E.U.T. Operation	21
7.2.2 Test Setup Diagram	22
7.2.3 Measurement Procedure and Data	22
7.3 26dB EMISSION BANDWIDTH	23
7.3.1 E.U.T. Operation	23
7.3.2 Test Setup Diagram	23
7.3.3 Measurement Procedure and Data	23
7.4 MINIMUM 6 dB BANDWIDTH (5.725-5.85 GHz BAND)	24
7.4.1 E.U.T. Operation	24
7.4.2 Test Setup Diagram	24
7.4.3 Measurement Procedure and Data	24
7.5 MAXIMUM CONDUCTED OUTPUT POWER	25
7.5.1 E.U.T. Operation	26
7.5.2 Test Setup Diagram	27
7.5.3 Measurement Procedure and Data	27
7.6 PEAK POWER SPECTRUM DENSITY	28
7.6.1 E.U.T. Operation	29
7.6.2 Test Setup Diagram	30
7.6.3 Measurement Procedure and Data	30



7.7	RADIATED EMISSIONS	31
7.7.1	<i>E.U.T. Operation</i>	31
7.7.2	<i>Test Setup Diagram</i>	32
7.7.3	<i>Measurement Procedure and Data</i>	33
7.8	RADIATED EMISSIONS WHICH FALL IN THE RESTRICTED BANDS	93
7.8.1	<i>E.U.T. Operation</i>	94
7.8.2	<i>Test Setup Diagram</i>	95
7.8.3	<i>Measurement Procedure and Data</i>	96
7.9	FREQUENCY STABILITY	163
8	PHOTOGRAPHS	164
8.1	CONDUCTED EMISSIONS AT AC POWER LINE (150KHz-30MHz) TEST SETUP	164
8.2	RADIATED EMISSIONS TEST SETUP	164
8.3	RADIATED EMISSIONS WHICH FALL IN THE RESTRICTED BANDS TEST SETUP	165
8.4	EUT CONSTRUCTIONAL DETAILS (EUT PHOTOS)	165
9	APPENDIX	166-388

4 General Information

4.1 Details of E.U.T.

Power supply:	DC12V-36V Adapter: Model: DSA-36PFH-12 FUS 120300AN Input: AC100-240V, 50/60Hz, 1A Output: DC12V, 3A			
Cable:	2 x Network cable: 200cm, unshielded			
Operation Frequency:	Band	Mode	Frequency Range(MHz)	Number of channels
	UNII Band I	IEEE 802.11a/n(HT20)/ac(HT20)	5180-5240	4
		IEEE 802.11n(HT40)/ac(HT40)	5190-5230	2
		IEEE 802.11ac(HT80)	5210	1
	UNII Band III	IEEE 802.11a/n(HT20)/ac(HT20)	5745-5825	5
		IEEE 802.11n(HT40)/ac(HT40)	5755-5795	2
		IEEE 802.11ac(HT80)	5775	1
Modulation Type:	IEEE 802.11a: OFDM(64QAM, 16QAM, QPSK, BPSK) IEEE 802.11n: OFDM (BPSK, QPSK, 16QAM, 64QAM) IEEE 802.11ac: OFDM (BPSK, QPSK, 16QAM, 64QAM, 256QAM)			
Sample Type:	Mobile device			
Antenna Type:	Dedicated			
Antenna Gain:	Antenna 1: 5.8dBi, Antenna 2: 5.8dBi, Antenna 3: 5.8dBi			

Channel list for 802.11a/n(HT20)/ac(HT20)							
Channel	Frequency	Channel	Frequency	Channel	Frequency	Channel	Frequency
36	5180MHz	40	5200MHz	44	5220MHz	48	5240MHz
149	5745MHz	153	5765MHz	157	5785MHz	161	5805MHz
165	5825MHz						

Channel list for 802.11n(HT40)/ac(HT40)							
Channel	Frequency	Channel	Frequency	Channel	Frequency	Channel	Frequency
38	5190MHz	46	5230MHz	151	5755MHz	159	5795MHz

Channel list for 802.11ac(HT80)							
Channel	Frequency	Channel	Frequency	Channel	Frequency	Channel	Frequency
42	5210MHz	155	5775MHz				

Selected Test Channel for 802.11a/n(HT20)/ac(HT20)		
Band	Channel	Frequency
U-NII Band I	The lowest channel (CH36)	5180MHz
	The middle channel (CH40)	5200MHz
	The highest channel (CH48)	5240MHz
U-NII Band III	The lowest channel (CH149)	5745MHz
	The middle channel (CH157)	5785MHz
	The highest channel (CH165)	5825MHz

Selected Test Channel for 802.11n(HT40)/ac(HT40)		
Band	Channel	Frequency
U-NII Band I	The lowest channel (CH38)	5190MHz
	The highest channel (CH46)	5230MHz
U-NII Band III	The lowest channel (CH151)	5755MHz
	The highest channel (CH159)	5795MHz

Selected Test Channel for 802.11ac(HT80)		
Band	Channel	Frequency
U-NII Band I	One channel (CH42)	5210MHz
U-NII Band III	One channel (CH155)	5775MHz

4.2 Description of Support Units

The EUT has been tested as an independent unit.

4.3 Measurement Uncertainty

No.	Item	Measurement Uncertainty
1	Radio Frequency	7.25×10^{-8}
2	Duty cycle	0.37%
3	Occupied Bandwidth	3%
4	RF conducted power	0.75dB
5	RF power density	2.84dB
6	Conducted Spurious emissions	0.75dB
7	RF Radiated power	4.5dB (below 1GHz)
		4.8dB (above 1GHz)
8	Radiated Spurious emission test	4.5dB (Below 1GHz)
		4.8dB (Above 1GHz)
9	Temperature test	1 °C
10	Humidity test	3%
11	Supply voltages	1.5%
12	Time	3%



4.4 Test Location

All tests were performed at:

SGS-CSTC Standards Technical Services Co., Ltd., Shenzhen Branch

No. 1 Workshop, M-10, Middle Section, Science & Technology Park, Shenzhen, Guangdong, China.
518057.

Tel: +86 755 2601 2053 Fax: +86 755 2671 0594

No tests were sub-contracted.

4.5 Test Facility

The test facility is recognized, certified, or accredited by the following organizations:

- **CNAS (No. CNAS L2929)**

CNAS has accredited SGS-CSTC Standards Technical Services Co., Ltd. Shenzhen Branch EMC Lab to ISO/IEC 17025:2005 General Requirements for the Competence of Testing and Calibration Laboratories (CNAS-CL01 Accreditation Criteria for the Competence of Testing and Calibration Laboratories) for the competence in the field of testing.

- **A2LA (Certificate No. 3816.01)**

SGS-CSTC Standards Technical Services Co., Ltd., Shenzhen EMC Laboratory is accredited by the American Association for Laboratory Accreditation(A2LA). Certificate No. 3816.01.

- **VCCI**

The 3m Fully-anechoic chamber for above 1GHz, 10m Semi-anechoic chamber for below 1GHz, Shielded Room for Mains Port Conducted Interference Measurement and Telecommunication Port Conducted Interference Measurement of SGS-CSTC Standards Technical Services Co., Ltd. have been registered in accordance with the Regulations for Voluntary Control Measures with Registration No.: G-20026, R-14188, C-12383 and T-11153 respectively.

- **FCC –Designation Number: CN1178**

SGS-CSTC Standards Technical Services Co., Ltd., Shenzhen EMC Laboratory has been recognized as an accredited testing laboratory.

Designation Number: CN1178. Test Firm Registration Number: 406779.

- **Industry Canada (IC)**

Two 3m Semi-anechoic chambers and the 10m Semi-anechoic chamber of SGS-CSTC Standards Technical Services Co., Ltd. Shenzhen Branch EMC Lab have been registered by Certification and Engineering Bureau of Industry Canada for radio equipment testing with Registration No.: 4620C-1, 4620C-2, 4620C-3.

4.6 Deviation from Standards

None

4.7 Abnormalities from Standard Conditions

None



5 Equipment List

Conducted Emissions at AC Power Line (150kHz-30MHz)					
Equipment	Manufacturer	Model No	Inventory No	Cal Date	Cal Due Date
Shielding Room	ZhongYu Electron	GB-88	SEM001-06	2017-05-10	2018-05-09
Measurement Software	AUDIX	e3 V5.4.1221d	N/A	N/A	N/A
Coaxial Cable	SGS	N/A	SEM024-01	2017-07-13	2018-07-12
LISN	Rohde & Schwarz	ENV216	SEM007-01	2017-09-27	2018-09-26
LISN	ETS-LINDGREN	3816/2	SEM007-02	2017-04-14	2018-04-13
EMI Test Receiver	Rohde & Schwarz	ESCI	SEM004-02	2017-04-14	2018-04-13

99% Bandwidth					
Equipment	Manufacturer	Model No	Inventory No	Cal Date	Cal Due Date
DC Power Supply	ZhaoXin	RXN-305D	SEM011-02	2017-09-27	2018-09-26
Spectrum Analyzer	Rohde & Schwarz	FSP	SEM004-06	2017-09-27	2018-09-26
Measurement Software	JS Tonscend	JS1120-2 BT/WIFI V2.	N/A	N/A	N/A
Coaxial Cable	SGS	N/A	SEM031-02	2017-07-13	2018-07-12
Attenuator	Weinschel Associates	WA41	SEM021-09	N/A	N/A
Signal Generator	KEYSIGHT	N5173B	SEM006-05	2017-09-27	2018-09-26
Power Meter	Rohde & Schwarz	NRVS	SEM014-02	2017-09-27	2018-09-26

26dB Emission bandwidth					
Equipment	Manufacturer	Model No	Inventory No	Cal Date	Cal Due Date
DC Power Supply	ZhaoXin	RXN-305D	SEM011-02	2017-09-27	2018-09-26
Spectrum Analyzer	Rohde & Schwarz	FSP	SEM004-06	2017-09-27	2018-09-26
Measurement Software	JS Tonscend	JS1120-2 BT/WIFI V2.	N/A	N/A	N/A
Coaxial Cable	SGS	N/A	SEM031-02	2017-07-13	2018-07-12
Attenuator	Weinschel Associates	WA41	SEM021-09	N/A	N/A
Signal Generator	KEYSIGHT	N5173B	SEM006-05	2017-09-27	2018-09-26
Power Meter	Rohde & Schwarz	NRVS	SEM014-02	2017-09-27	2018-09-26

Minimum 6 dB bandwidth (5.725-5.85 GHz band)					
Equipment	Manufacturer	Model No	Inventory No	Cal Date	Cal Due Date
DC Power Supply	ZhaoXin	RXN-305D	SEM011-02	2017-09-27	2018-09-26
Spectrum Analyzer	Rohde & Schwarz	FSP	SEM004-06	2017-09-27	2018-09-26
Measurement Software	JS Tonscend	JS1120-2 BT/WIFI V2.	N/A	N/A	N/A
Coaxial Cable	SGS	N/A	SEM031-02	2017-07-13	2018-07-12
Attenuator	Weinschel Associates	WA41	SEM021-09	N/A	N/A
Signal Generator	KEYSIGHT	N5173B	SEM006-05	2017-09-27	2018-09-26
Power Meter	Rohde & Schwarz	NRVS	SEM014-02	2017-09-27	2018-09-26



SGS-CSTC Standards Technical Services Co., Ltd.
Shenzhen Branch

Report No.: HKES171100325803

Page: 10 of 388

Maximum Conducted output power					
Equipment	Manufacturer	Model No	Inventory No	Cal Date	Cal Due Date
DC Power Supply	ZhaoXin	RXN-305D	SEM011-02	2017-09-27	2018-09-26
Spectrum Analyzer	Rohde & Schwarz	FSP	SEM004-06	2017-09-27	2018-09-26
Measurement Software	JS Tonscend	JS1120-2 BT/WIFI V2.	N/A	N/A	N/A
Coaxial Cable	SGS	N/A	SEM031-02	2017-07-13	2018-07-12
Attenuator	Weinschel Associates	WA41	SEM021-09	N/A	N/A
Signal Generator	KEYSIGHT	N5173B	SEM006-05	2017-09-27	2018-09-26
Power Meter	Rohde & Schwarz	NRVS	SEM014-02	2017-09-27	2018-09-26

Peak Power spectrum density					
Equipment	Manufacturer	Model No	Inventory No	Cal Date	Cal Due Date
DC Power Supply	ZhaoXin	RXN-305D	SEM011-02	2017-09-27	2018-09-26
Spectrum Analyzer	Rohde & Schwarz	FSP	SEM004-06	2017-09-27	2018-09-26
Measurement Software	JS Tonscend	JS1120-2 BT/WIFI V2.	N/A	N/A	N/A
Coaxial Cable	SGS	N/A	SEM031-02	2017-07-13	2018-07-12
Attenuator	Weinschel Associates	WA41	SEM021-09	N/A	N/A
Signal Generator	KEYSIGHT	N5173B	SEM006-05	2017-09-27	2018-09-26
Power Meter	Rohde & Schwarz	NRVS	SEM014-02	2017-09-27	2018-09-26



SGS-CSTC Standards Technical Services Co., Ltd.
Shenzhen Branch

Report No.: HKES171100325803

Page: 11 of 388

Radiated Emissions					
Equipment	Manufacturer	Model No	Inventory No	Cal Date	Cal Due Date
3m Semi-Anechoic Chamber	AUDIX	N/A	SEM001-02	2017-05-02	2020-05-01
Measurement Software	AUDIX	e3 V8.2014-6-27	N/A	N/A	N/A
Coaxial Cable	SGS	N/A	SEM026-01	2017-07-13	2018-07-12
Spectrum Analyzer	Rohde & Schwarz	FSU43	SEM004-08	2017-04-14	2018-04-13
BiConiLog Antenna (26-3000MHz)	ETS-Lindgren	3142C	SEM003-01	2017-06-27	2020-06-26
Horn Antenna (1-18GHz)	Rohde & Schwarz	HF907	SEM003-07	2015-06-14	2018-06-13
Horn Antenna(15GHz-40GHz)	Schwarzbeck	BBHA 9170	SEM003-15	2017-10-17	2020-10-16
Pre-amplifier (0.1-1300MHz)	HP	8447D	SEM005-02	2017-09-27	2018-09-26
Low Noise Amplifier(100MHz-18GHz)	Black Diamond Series	BDLNA-0118-352810	SEM005-05	2017-09-27	2018-09-27
Pre-amplifier(18-26GHz)	Rohde & Schwarz	CH14-H052	SEM005-17	2017-12-04	2018-12-03
Pre-amplifier(26GHz-40GHz)	Compliance Directions Systems Inc.	PAP-2640-50	SEM005-08	2017-04-14	2018-04-13
DC Power Supply	Zhao Xin	RXN-305D	SEM011-02	2017-09-27	2018-09-26
Active Loop Antenna	ETS-Lindgren	6502	SEM003-08	2017-08-22	2020-08-21
Band filter	N/A	N/A	SEM023-01	N/A	N/A



SGS-CSTC Standards Technical Services Co., Ltd.
Shenzhen Branch

Report No.: HKES171100325803

Page: 12 of 388

Radiated Emissions which fall in the restricted bands					
Equipment	Manufacturer	Model No	Inventory No	Cal Date	Cal Due Date
3m Semi-Anechoic Chamber	AUDIX	N/A	SEM001-02	2017-05-02	2020-05-01
Measurement Software	AUDIX	e3 V8.2014-6-27	N/A	N/A	N/A
Coaxial Cable	SGS	N/A	SEM026-01	2017-07-13	2018-07-12
Spectrum Analyzer	Rohde & Schwarz	FSU43	SEM004-08	2017-04-14	2018-04-13
BiConiLog Antenna (26-3000MHz)	ETS-Lindgren	3142C	SEM003-01	2017-06-27	2020-06-26
Horn Antenna (1-18GHz)	Rohde & Schwarz	HF907	SEM003-07	2015-06-14	2018-06-13
Horn Antenna(15GHz-40GHz)	Schwarzbeck	BBHA 9170	SEM003-15	2017-10-17	2020-10-16
Pre-amplifier (0.1-1300MHz)	HP	8447D	SEM005-02	2017-09-27	2018-09-26
Low Noise Amplifier(100MHz-18GHz)	Black Diamond Series	BDLNA-0118-352810	SEM005-05	2017-09-27	2018-09-27
Pre-amplifier(18-26GHz)	Rohde & Schwarz	CH14-H052	SEM005-17	2017-12-04	2018-12-03
Pre-amplifier(26GHz-40GHz)	Compliance Directions Systems Inc.	PAP-2640-50	SEM005-08	2017-04-14	2018-04-13
DC Power Supply	Zhao Xin	RXN-305D	SEM011-02	2017-09-27	2018-09-26
Active Loop Antenna	ETS-Lindgren	6502	SEM003-08	2017-08-22	2020-08-21
Band filter	N/A	N/A	SEM023-01	N/A	N/A

Frequency Stability					
Equipment	Manufacturer	Model No	Inventory No	Cal Date	Cal Due Date
DC Power Supply	ZhaoXin	RXN-305D	SEM011-02	2017-09-27	2018-09-26
Spectrum Analyzer	Rohde & Schwarz	FSP	SEM004-06	2017-09-27	2018-09-26
Measurement Software	JS Tonscend	JS1120-2 BT/WIFI V2.	N/A	N/A	N/A
Coaxial Cable	SGS	N/A	SEM031-02	2017-07-13	2018-07-12
Attenuator	Weinschel Associates	WA41	SEM021-09	N/A	N/A
Signal Generator	KEYSIGHT	N5173B	SEM006-05	2017-09-27	2018-09-26
Power Meter	Rohde & Schwarz	NRVS	SEM014-02	2017-09-27	2018-09-26



SGS-CSTC Standards Technical Services Co., Ltd.
Shenzhen Branch

Report No.: HKES171100325803

Page: 13 of 388

General used equipment					
Equipment	Manufacturer	Model No	Inventory No	Cal Date	Cal Due Date
Humidity/ Temperature Indicator	Shanghai Meteorological Industry Factory	ZJ1-2B	SEM002-03	2017-09-29	2018-09-28
Humidity/ Temperature Indicator	Shanghai Meteorological Industry Factory	ZJ1-2B	SEM002-04	2017-09-29	2018-09-28
Humidity/ Temperature Indicator	Mingle	N/A	SEM002-08	2017-09-29	2018-09-28
Barometer	Changchun Meteorological Industry Factory	DYM3	SEM002-01	2017-04-18	2018-04-17



6 Radio Spectrum Technical Requirement

6.1 Antenna Requirement

6.1.1 Test Requirement:

47 CFR Part 15, Subpart C 15.203

6.1.2 Conclusion

Standard Requirement:

An intentional radiator shall be designed to ensure that no antenna other than that furnished by the responsible party shall be used with the device. The use of a antenna that uses a unique coupling to the intentional radiator, the manufacturer may design the unit permanently attached antenna or of an so that a broken antenna can be replaced by the user, but the use of a standard antenna jack or electrical connector is prohibited.

EUT Antenna:

The antenna is integrated on the main PCB and no consideration of replacement. The best case gain of the antennas are Antenna 1: 5.8dBi, Antenna 2: 5.8dBi, Antenna 3: 5.8dBi.



6.2 Transmission in the Absence of Data

6.2.1 Test Requirement:

47 CFR Part 15, Subpart C 15.407 (c)

6.2.2 Conclusion

Standard Requirement:

The device shall automatically discontinue transmission in case of either absence of information to transmit or operational failure. These provisions are not intended to preclude the transmission of control or signalling information or the use of repetitive codes used by certain digital technologies to complete frame or burst intervals.

Applicants shall include in their application for equipment authorization a description of how this requirement is met.

EUT Details:

WIFI chip support automatically discontinue transmission in case of either absence of information to transmit or operational failure, if the chip detect absence of information to transmit or operational failure, it will be automatically shut off.



7 Radio Spectrum Matter Test Results

7.1 Conducted Emissions at AC Power Line (150kHz-30MHz)

Test Requirement 47 CFR Part 15, Subpart C 15.207 & 15.407 b(6)

Test Method: ANSI C63.10 (2013) Section 6.2

Limit:

Frequency of emission(MHz)	Conducted limit(dBμV)	
	Quasi-peak	Average
0.15-0.5	66 to 56*	56 to 46*
0.5-5	56	46
5-30	60	50
*Decreases with the logarithm of the frequency.		

7.1.1 E.U.T. Operation

Operating Environment:

Temperature: 23.3 °C Humidity: 52.7 % RH Atmospheric Pressure: 1005 mbar

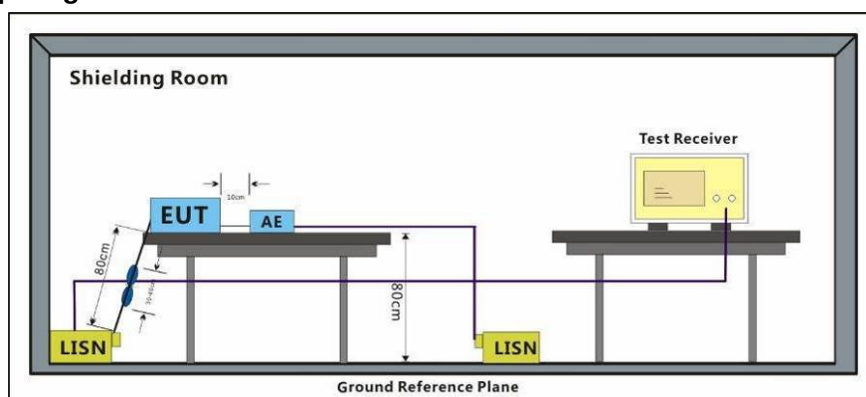
Pretest these modes to find the worst case: f:Charge + TX mode (Band 1)_Keep the EUT in charging and continuously transmitting mode with all modulation types. All data rates for each modulation type have been tested and found the data rate @ 6Mbps is the worst case of IEEE 802.11a; data rate @ MCS0 is the worst case of IEEE 802.11n(HT20); data rate @ MCS0 is the worst case of IEEE 802.11n(HT40); data rate @ MCS0 is the worst case of IEEE 802.11ac(VHT20); data rate @ MCS0 is the worst case of IEEE 802.11ac(VHT40); data rate @ MCS0 is the worst case of IEEE 802.11ac(VHT80). Only the data of worst case is recorded in the report.

g:Charge + TX mode (Band 3)_Keep the EUT in charging and continuously transmitting mode with all modulation types. All data rates for each modulation type have been tested and found the data rate @ 6Mbps is the worst case of IEEE 802.11a; data rate @ MCS0 is the worst case of IEEE 802.11n(HT20); data rate @ MCS0 is the worst case of IEEE 802.11n(HT40); data rate @ MCS0 is the worst case of IEEE 802.11ac(VHT20); data rate @ MCS0 is the worst case of IEEE 802.11ac(VHT40); data rate @ MCS0 is the worst case of IEEE 802.11ac(VHT80). Only the data of worst case is recorded in the report.

The worst case for final test:

g:Charge + TX mode (Band 3)_Keep the EUT in charging and continuously transmitting mode with all modulation types. All data rates for each modulation type have been tested and found the data rate @ 6Mbps is the worst case of IEEE 802.11a; data rate @ MCS0 is the worst case of IEEE 802.11n(HT20); data rate @ MCS0 is the worst case of IEEE 802.11n(HT40); data rate @ MCS0 is the worst case of IEEE 802.11ac(VHT20); data rate @ MCS0 is the worst case of IEEE 802.11ac(VHT40); data rate @ MCS0 is the worst case of IEEE 802.11ac(VHT80). Only the data of worst case is recorded in the report.

7.1.2 Test Setup Diagram

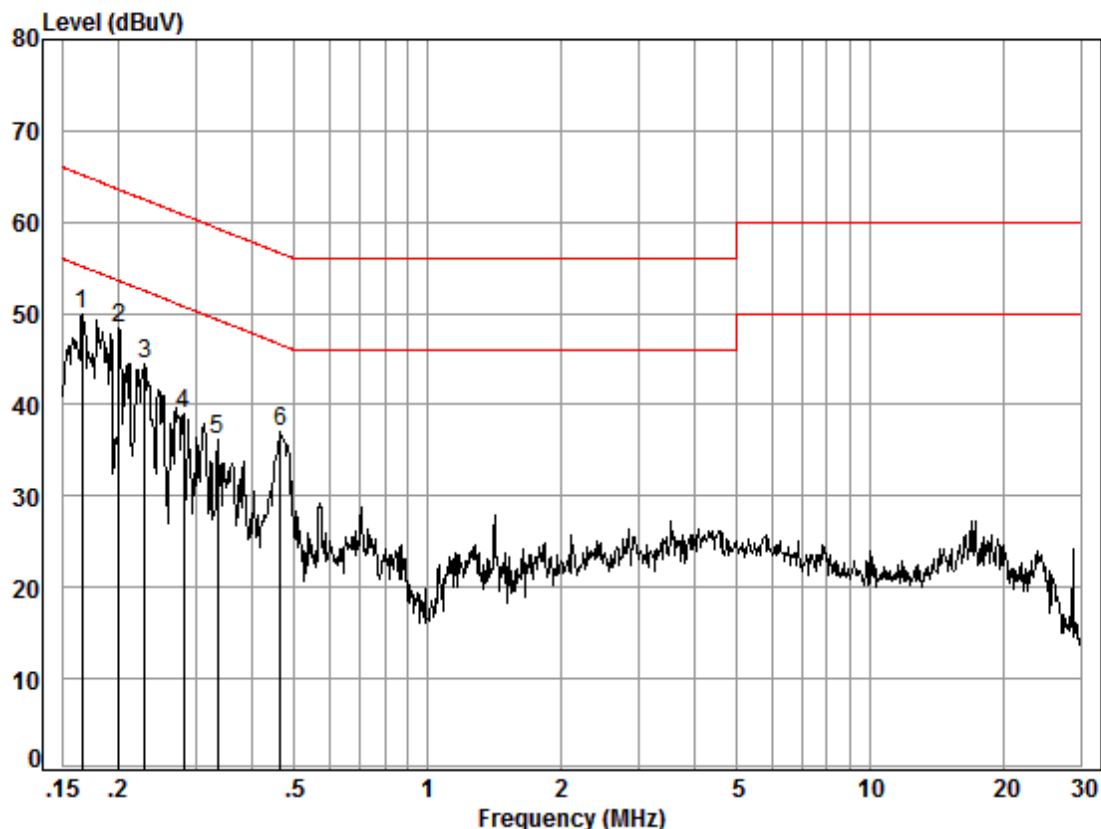


7.1.3 Measurement Procedure and Data

- 1) The mains terminal disturbance voltage test was conducted in a shielded room.
- 2) The EUT was connected to AC power source through a LISN 1 (Line Impedance Stabilization Network) which provides a 50ohm/50μH + 5ohm linear impedance. The power cables of all other units of the EUT were connected to a second LISN 2, which was bonded to the ground reference plane in the same way as the LISN 1 for the unit being measured. A multiple socket outlet strip was used to connect multiple power cables to a single LISN provided the rating of the LISN was not exceeded.
- 3) The tabletop EUT was placed upon a non-metallic table 0.8m above the ground reference plane. And for floor-standing arrangement, the EUT was placed on the horizontal ground reference plane,
- 4) The test was performed with a vertical ground reference plane. The rear of the EUT shall be 0.4 m from the vertical ground reference plane. The vertical ground reference plane was bonded to the horizontal ground reference plane. The LISN 1 was placed 0.8 m from the boundary of the unit under test and bonded to a ground reference plane for LISNs mounted on top of the ground reference plane. This distance was between the closest points of the LISN 1 and the EUT. All other units of the EUT and associated equipment was at least 0.8 m from the LISN 2.
- 5) In order to find the maximum emission, the relative positions of equipment and all of the interface cables must be changed according to ANSI C63.10 on conducted measurement.

Remark: LISN=Read Level+ Cable Loss+ LISN Factor

Mode:g; Line:Live Line



Site : Shielding Room

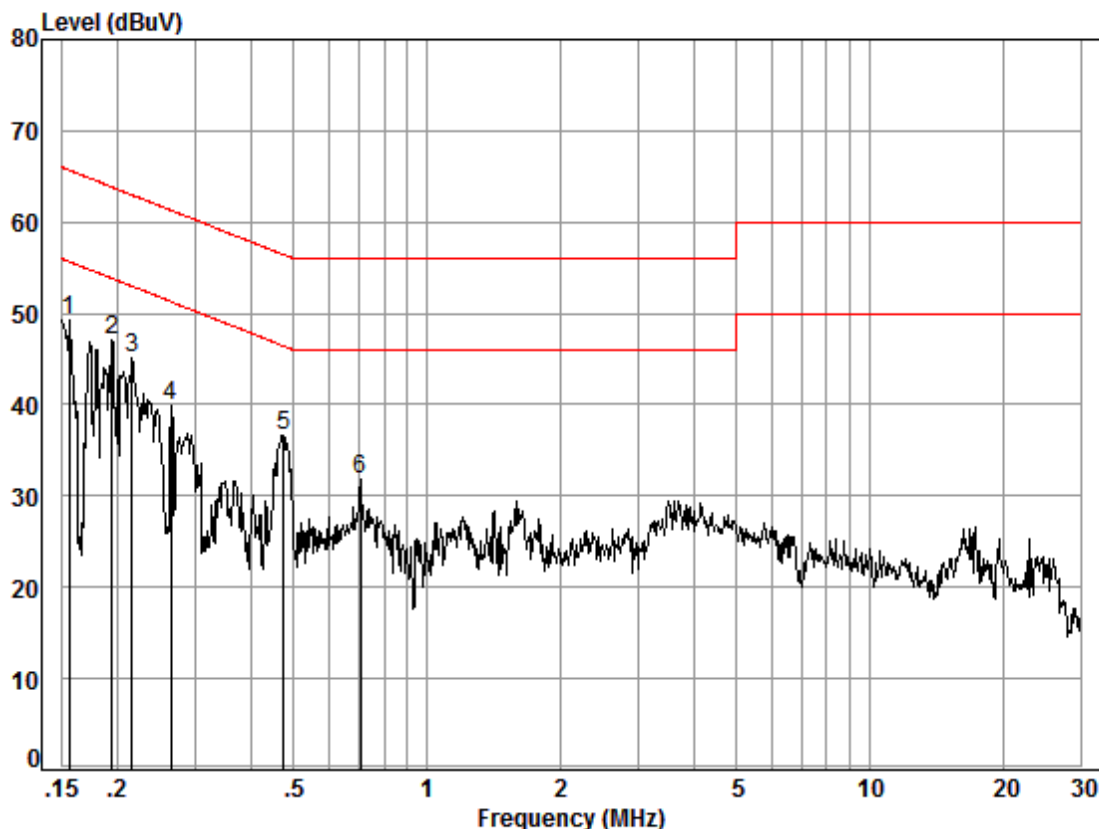
Condition: Line

Job No. : 03258IT

Test mode: g

	Freq	Cable Loss	LISN Factor	Read Level	Level	Limit Line	Over Limit	Remark
	MHz	dB	dB	dBuV	dBuV	dBuV	dB	
1	0.17	0.02	9.52	40.35	49.89	55.16	-5.27	Peak
2	0.20	0.02	9.50	38.77	48.29	53.58	-5.29	Peak
3	0.23	0.02	9.51	34.96	44.49	52.48	-7.99	Peak
4	0.28	0.01	9.51	29.48	39.00	50.76	-11.76	Peak
5	0.34	0.01	9.50	26.63	36.14	49.31	-13.17	Peak
6	0.47	0.01	9.49	27.60	37.10	46.58	-9.48	Peak

Mode:g; Line:Neutral Line



Site : Shielding Room

Condition: Neutral

Job No. : 03258IT

Test mode: g

	Freq	Cable Loss	LISN Factor	Read Level	Level	Limit Line	Over Limit	Remark
	MHz	dB	dB	dBuV	dBuV	dBuV	dB	
1	0.16	0.02	9.58	39.70	49.30	55.69	-6.39	Peak
2	0.19	0.02	9.57	37.54	47.13	53.84	-6.71	Peak
3	0.22	0.02	9.57	35.48	45.07	52.96	-7.89	Peak
4	0.26	0.01	9.58	30.21	39.80	51.29	-11.49	Peak
5	0.47	0.01	9.60	27.11	36.72	46.45	-9.73	Peak
6	0.71	0.02	9.62	22.24	31.88	46.00	-14.12	Peak



7.2 99% Bandwidth

Test Requirement N/A
Test Method: KDB 789033 II D

7.2.1 E.U.T. Operation

Operating Environment:

Temperature: 25 °C Humidity: 43.4 % RH Atmospheric Pressure: 1020 mbar

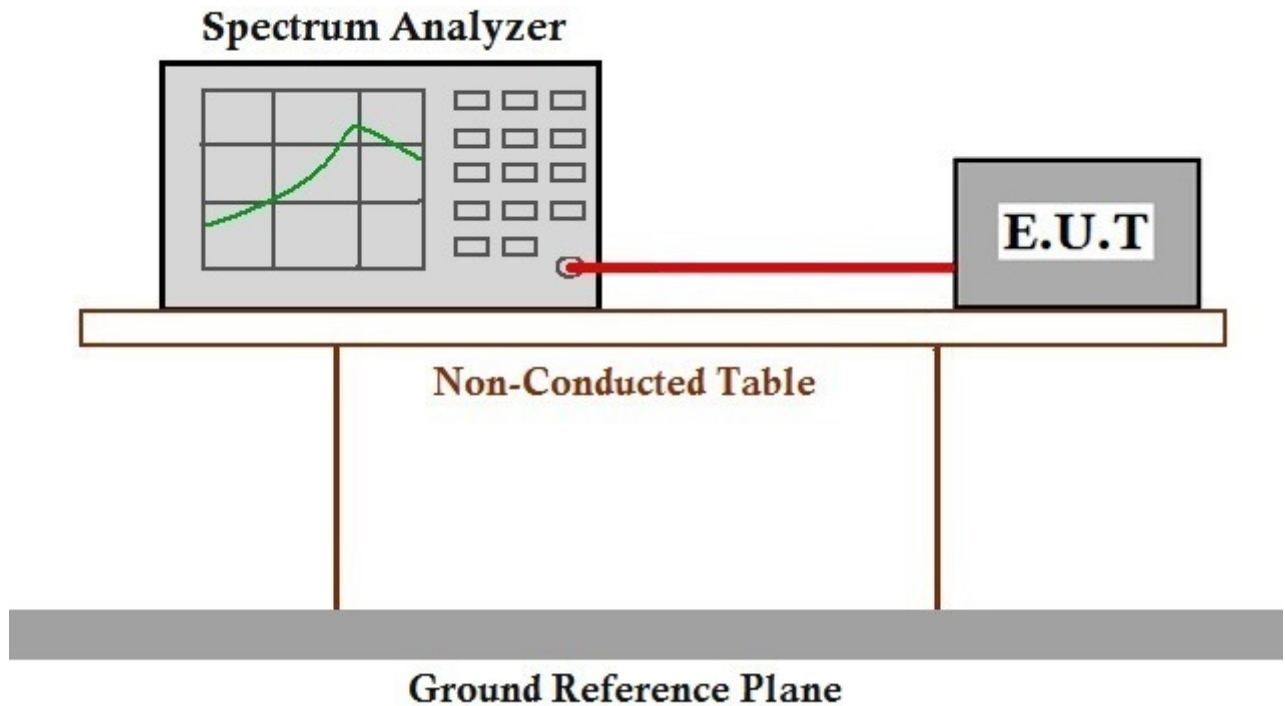
Pretest these modes to find the worst case: d:TX mode (Band 1)_Keep the EUT in continuously transmitting mode with all modulation types. All data rates for each modulation type have been tested and found the data rate @ 6Mbps is the worst case of IEEE 802.11a; data rate @ MCS0 is the worst case of IEEE 802.11n(HT20); data rate @ MCS0 is the worst case of IEEE 802.11n(HT40); data rate @ MCS0 is the worst case of IEEE 802.11ac(VHT20); data rate @ MCS0 is the worst case of IEEE 802.11ac(VHT40); data rate @ MCS0 is the worst case of IEEE 802.11ac(VHT80). Only the data of worst case is recorded in the report.

e:TX mode (Band 3)_Keep the EUT in continuously transmitting mode with all modulation types. All data rates for each modulation type have been tested and found the data rate @ 6Mbps is the worst case of IEEE 802.11a; data rate @ MCS0 is the worst case of IEEE 802.11n(HT20); data rate @ MCS0 is the worst case of IEEE 802.11n(HT40); data rate @ MCS0 is the worst case of IEEE 802.11ac(VHT20); data rate @ MCS0 is the worst case of IEEE 802.11ac(VHT40); data rate @ MCS0 is the worst case of IEEE 802.11ac(VHT80). Only the data of worst case is recorded in the report.

The worst case for final test: d:TX mode (Band 1)_Keep the EUT in continuously transmitting mode with all modulation types. All data rates for each modulation type have been tested and found the data rate @ 6Mbps is the worst case of IEEE 802.11a; data rate @ MCS0 is the worst case of IEEE 802.11n(HT20); data rate @ MCS0 is the worst case of IEEE 802.11n(HT40); data rate @ MCS0 is the worst case of IEEE 802.11ac(VHT20); data rate @ MCS0 is the worst case of IEEE 802.11ac(VHT40); data rate @ MCS0 is the worst case of IEEE 802.11ac(VHT80). Only the data of worst case is recorded in the report.

e:TX mode (Band 3)_Keep the EUT in continuously transmitting mode with all modulation types. All data rates for each modulation type have been tested and found the data rate @ 6Mbps is the worst case of IEEE 802.11a; data rate @ MCS0 is the worst case of IEEE 802.11n(HT20); data rate @ MCS0 is the worst case of IEEE 802.11n(HT40); data rate @ MCS0 is the worst case of IEEE 802.11ac(VHT20); data rate @ MCS0 is the worst case of IEEE 802.11ac(VHT40); data rate @ MCS0 is the worst case of IEEE 802.11ac(VHT80). Only the data of worst case is recorded in the report.

7.2.2 Test Setup Diagram



7.2.3 Measurement Procedure and Data

The detailed test data see: Appendix 15.407

7.3 26dB Emission bandwidth

Test Requirement 47 CFR Part 15, Subpart C 15.407 (a)

Test Method: KDB 789033 D02 II C 1

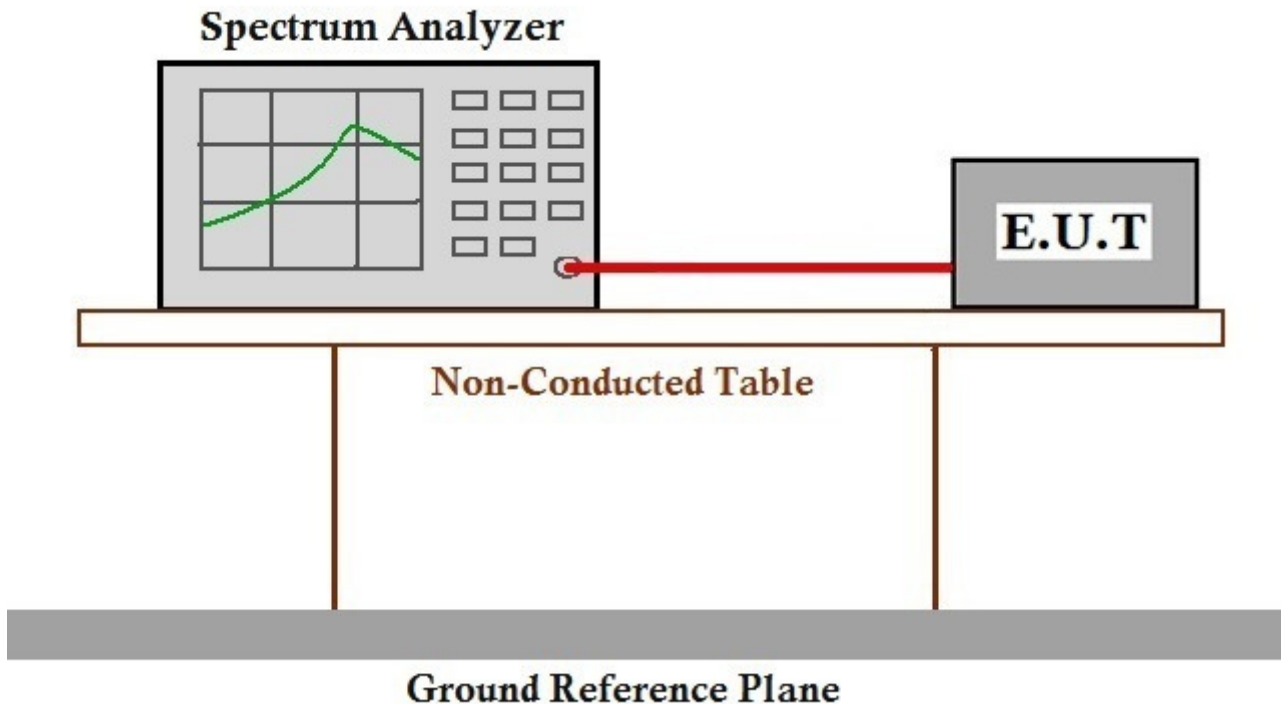
7.3.1 E.U.T. Operation

Operating Environment:

Temperature: 25 °C Humidity: 43.4 % RH Atmospheric Pressure: 1020 mbar

Test mode e:TX mode (Band 3). Keep the EUT in continuously transmitting mode with all modulation types. All data rates for each modulation type have been tested and found the data rate @ 6Mbps is the worst case of IEEE 802.11a; data rate @ MCS0 is the worst case of IEEE 802.11n(HT20); data rate @ MCS0 is the worst case of IEEE 802.11n(HT40); data rate @ MCS0 is the worst case of IEEE 802.11ac(VHT20); data rate @ MCS0 is the worst case of IEEE 802.11ac(VHT40); data rate @ MCS0 is the worst case of IEEE 802.11ac(VHT80). Only the data of worst case is recorded in the report.

7.3.2 Test Setup Diagram



7.3.3 Measurement Procedure and Data

The detailed test data see: Appendix 15.407

7.4 Minimum 6 dB bandwidth (5.725-5.85 GHz band)

Test Requirement 47 CFR Part 15, Subpart C 15.407 (e)
 Test Method: KDB 789033 D02 II C 2
 Limit: ≥ 500 kHz

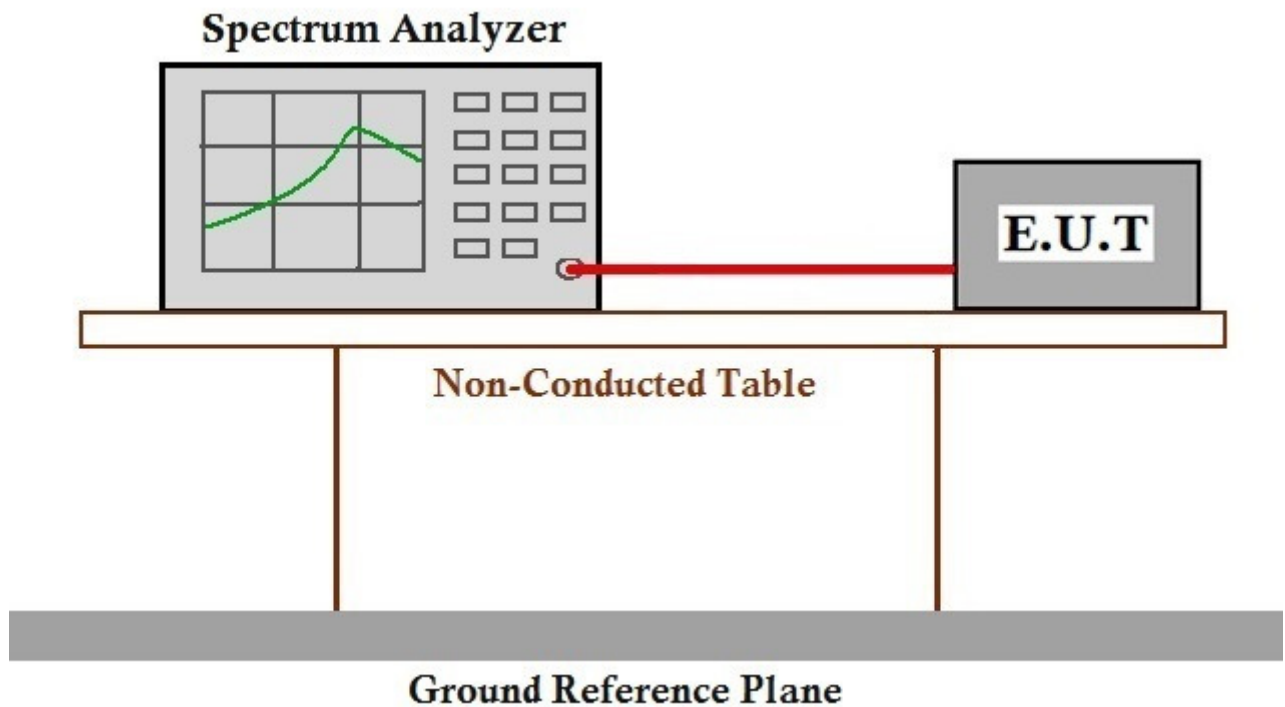
7.4.1 E.U.T. Operation

Operating Environment:

Temperature: 25 °C Humidity: 43.4 % RH Atmospheric Pressure: 1020 mbar

Test mode e:TX mode (Band 3)_Keep the EUT in continuously transmitting mode with all modulation types. All data rates for each modulation type have been tested and found the data rate @ 6Mbps is the worst case of IEEE 802.11a; data rate @ MCS0 is the worst case of IEEE 802.11n(HT20); data rate @ MCS0 is the worst case of IEEE 802.11n(HT40); data rate @ MCS0 is the worst case of IEEE 802.11ac(VHT20); data rate @ MCS0 is the worst case of IEEE 802.11ac(VHT40); data rate @ MCS0 is the worst case of IEEE 802.11ac(VHT80). Only the data of worst case is recorded in the report.

7.4.2 Test Setup Diagram



7.4.3 Measurement Procedure and Data

The detailed test data see: Appendix 15.407



7.5 Maximum Conducted output power

Test Requirement 47 CFR Part 15, Subpart C 15.407 (a)

Test Method: KDB 789033 D02 II E

Limit:

Frequency band(MHz)	Limit
5150-5250	$\leq 1\text{W}(30\text{dBm})$ for master device
	$\leq 250\text{mW}(24\text{dBm})$ for client device
5250-5350	$\leq 250\text{mW}(24\text{dBm})$ for client device or $11\text{dBm}+10\log B^*$
5470-5725	$\leq 250\text{mW}(24\text{dBm})$ for client device or $11\text{dBm}+10\log B^*$
5725-5850	$\leq 1\text{W}(30\text{dBm})$
Remark:	<p>* Where B is the 26dB emission bandwidth in MHz.</p> <p>The maximum conducted output power must be measured over any interval of continuous transmission using instrumentation calibrated in terms of an rms-equivalent voltage.</p>



7.5.1 E.U.T. Operation

Operating Environment:

Temperature: 25 °C Humidity: 43.4 % RH Atmospheric Pressure: 1020 mbar

Pretest these
modes to find
the worst case:

d:TX mode (Band 1)_Keep the EUT in continuously transmitting mode with all modulation types. All data rates for each modulation type have been tested and found the data rate @ 6Mbps is the worst case of IEEE 802.11a; data rate @ MCS0 is the worst case of IEEE 802.11n(HT20); data rate @ MCS0 is the worst case of IEEE 802.11n(HT40); data rate @ MCS0 is the worst case of IEEE 802.11ac(VHT20); data rate @ MCS0 is the worst case of IEEE 802.11ac(VHT40); data rate @ MCS0 is the worst case of IEEE 802.11ac(VHT80). Only the data of worst case is recorded in the report.

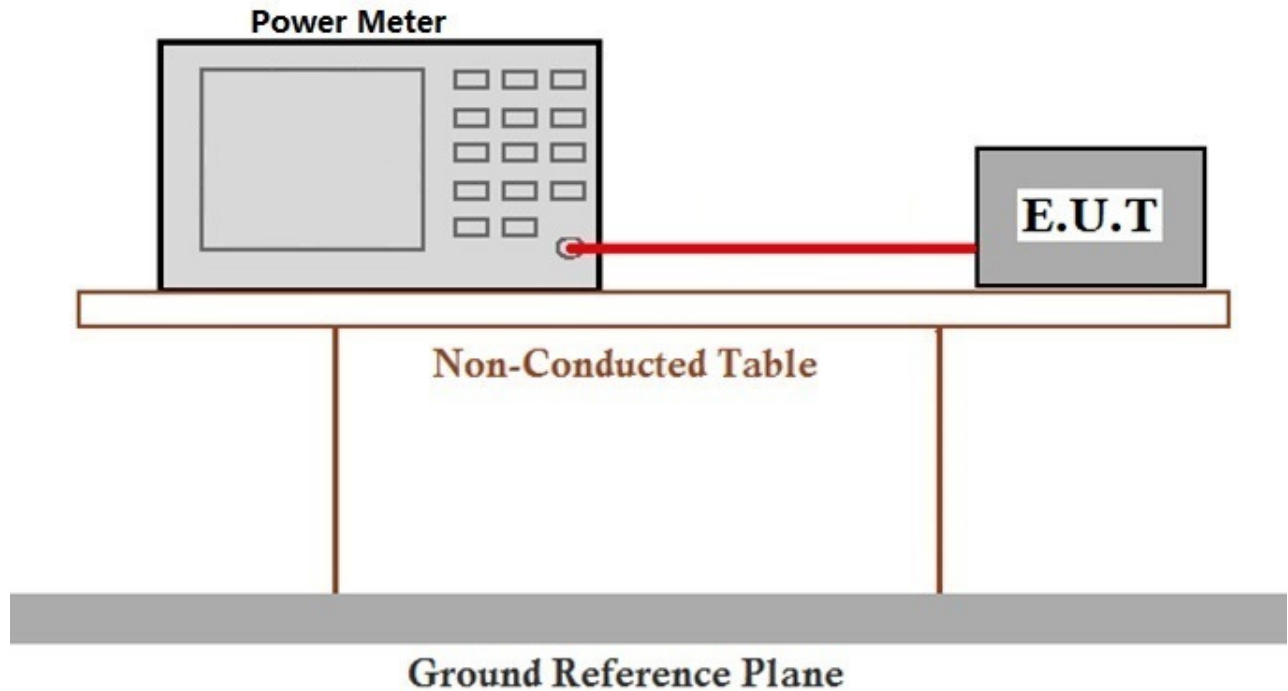
e:TX mode (Band 3)_Keep the EUT in continuously transmitting mode with all modulation types. All data rates for each modulation type have been tested and found the data rate @ 6Mbps is the worst case of IEEE 802.11a; data rate @ MCS0 is the worst case of IEEE 802.11n(HT20); data rate @ MCS0 is the worst case of IEEE 802.11n(HT40); data rate @ MCS0 is the worst case of IEEE 802.11ac(VHT20); data rate @ MCS0 is the worst case of IEEE 802.11ac(VHT40); data rate @ MCS0 is the worst case of IEEE 802.11ac(VHT80). Only the data of worst case is recorded in the report.

The worst case
for final test:

d:TX mode (Band 1)_Keep the EUT in continuously transmitting mode with all modulation types. All data rates for each modulation type have been tested and found the data rate @ 6Mbps is the worst case of IEEE 802.11a; data rate @ MCS0 is the worst case of IEEE 802.11n(HT20); data rate @ MCS0 is the worst case of IEEE 802.11n(HT40); data rate @ MCS0 is the worst case of IEEE 802.11ac(VHT20); data rate @ MCS0 is the worst case of IEEE 802.11ac(VHT40); data rate @ MCS0 is the worst case of IEEE 802.11ac(VHT80). Only the data of worst case is recorded in the report.

e:TX mode (Band 3)_Keep the EUT in continuously transmitting mode with all modulation types. All data rates for each modulation type have been tested and found the data rate @ 6Mbps is the worst case of IEEE 802.11a; data rate @ MCS0 is the worst case of IEEE 802.11n(HT20); data rate @ MCS0 is the worst case of IEEE 802.11n(HT40); data rate @ MCS0 is the worst case of IEEE 802.11ac(VHT20); data rate @ MCS0 is the worst case of IEEE 802.11ac(VHT40); data rate @ MCS0 is the worst case of IEEE 802.11ac(VHT80). Only the data of worst case is recorded in the report.

7.5.2 Test Setup Diagram



7.5.3 Measurement Procedure and Data

The detailed test data see: Appendix 15.407



7.6 Peak Power spectrum density

Test Requirement 47 CFR Part 15, Subpart C 15.407 (a)

Test Method: KDB 789033 D02 II F

Limit:

Frequency band(MHz)	Limit
5150-5250	≤17dBm in 1MHz for master device
	≤11dBm in 1MHz for client device
5250-5350	≤11dBm in 1MHz for client device
5470-5725	≤11dBm in 1MHz for client device
5725-5850	≤30dBm in 500 kHz
Remark:	The maximum power spectral density is measured as a conducted emission by direct connection of a calibrated test instrument to the equipment under test.



7.6.1 E.U.T. Operation

Operating Environment:

Temperature: 25 °C Humidity: 43.4 % RH Atmospheric Pressure: 1020 mbar

Pretest these
modes to find
the worst case:

d:TX mode (Band 1)_Keep the EUT in continuously transmitting mode with all modulation types. All data rates for each modulation type have been tested and found the data rate @ 6Mbps is the worst case of IEEE 802.11a; data rate @ MCS0 is the worst case of IEEE 802.11n(HT20); data rate @ MCS0 is the worst case of IEEE 802.11n(HT40); data rate @ MCS0 is the worst case of IEEE 802.11ac(VHT20); data rate @ MCS0 is the worst case of IEEE 802.11ac(VHT40); data rate @ MCS0 is the worst case of IEEE 802.11ac(VHT80). Only the data of worst case is recorded in the report.

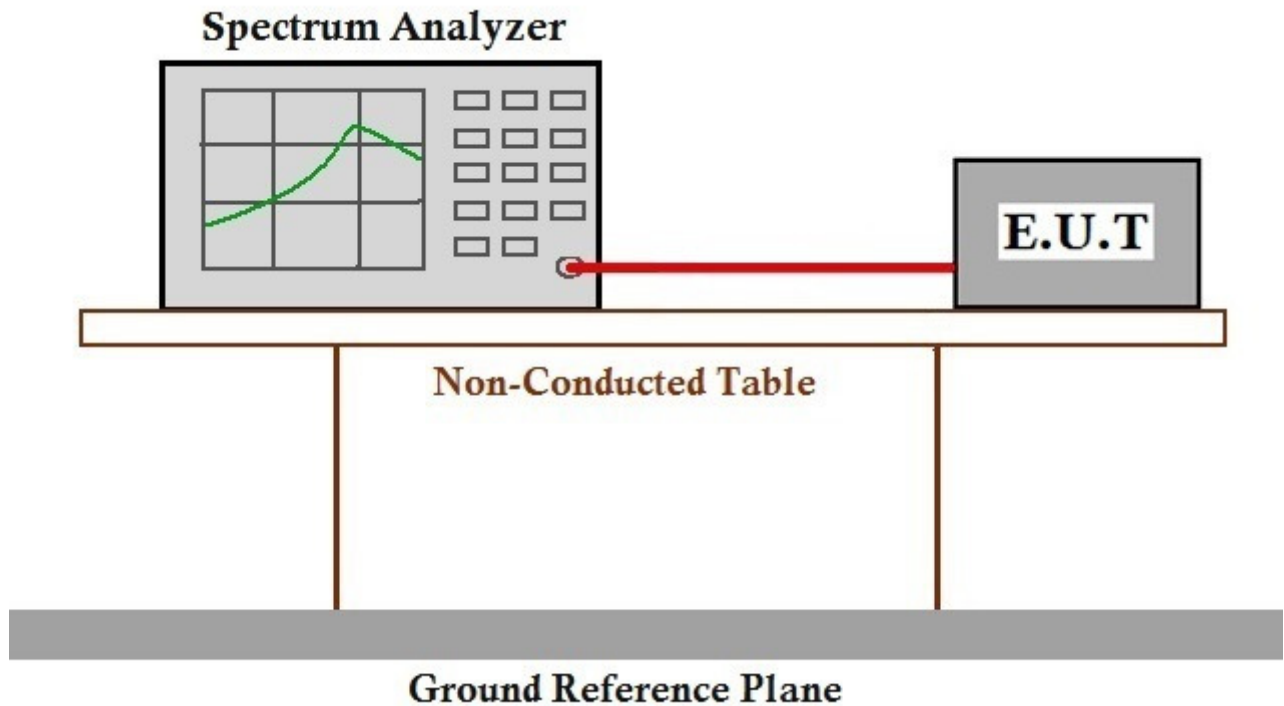
e:TX mode (Band 3)_Keep the EUT in continuously transmitting mode with all modulation types. All data rates for each modulation type have been tested and found the data rate @ 6Mbps is the worst case of IEEE 802.11a; data rate @ MCS0 is the worst case of IEEE 802.11n(HT20); data rate @ MCS0 is the worst case of IEEE 802.11n(HT40); data rate @ MCS0 is the worst case of IEEE 802.11ac(VHT20); data rate @ MCS0 is the worst case of IEEE 802.11ac(VHT40); data rate @ MCS0 is the worst case of IEEE 802.11ac(VHT80). Only the data of worst case is recorded in the report.

The worst case
for final test:

d:TX mode (Band 1)_Keep the EUT in continuously transmitting mode with all modulation types. All data rates for each modulation type have been tested and found the data rate @ 6Mbps is the worst case of IEEE 802.11a; data rate @ MCS0 is the worst case of IEEE 802.11n(HT20); data rate @ MCS0 is the worst case of IEEE 802.11n(HT40); data rate @ MCS0 is the worst case of IEEE 802.11ac(VHT20); data rate @ MCS0 is the worst case of IEEE 802.11ac(VHT40); data rate @ MCS0 is the worst case of IEEE 802.11ac(VHT80). Only the data of worst case is recorded in the report.

e:TX mode (Band 3)_Keep the EUT in continuously transmitting mode with all modulation types. All data rates for each modulation type have been tested and found the data rate @ 6Mbps is the worst case of IEEE 802.11a; data rate @ MCS0 is the worst case of IEEE 802.11n(HT20); data rate @ MCS0 is the worst case of IEEE 802.11n(HT40); data rate @ MCS0 is the worst case of IEEE 802.11ac(VHT20); data rate @ MCS0 is the worst case of IEEE 802.11ac(VHT40); data rate @ MCS0 is the worst case of IEEE 802.11ac(VHT80). Only the data of worst case is recorded in the report.

7.6.2 Test Setup Diagram



7.6.3 Measurement Procedure and Data

The detailed test data see: Appendix 15.407



7.7 Radiated Emissions

Test Requirement 47 CFR Part 15, Subpart C 15.209 & 15.407(b)

Test Method: KDB 789033 D02 II G

Measurement Distance: 3m

7.7.1 E.U.T. Operation

Operating Environment:

Temperature: 22.6 °C Humidity: 49.1 % RH Atmospheric Pressure: 1005 mbar

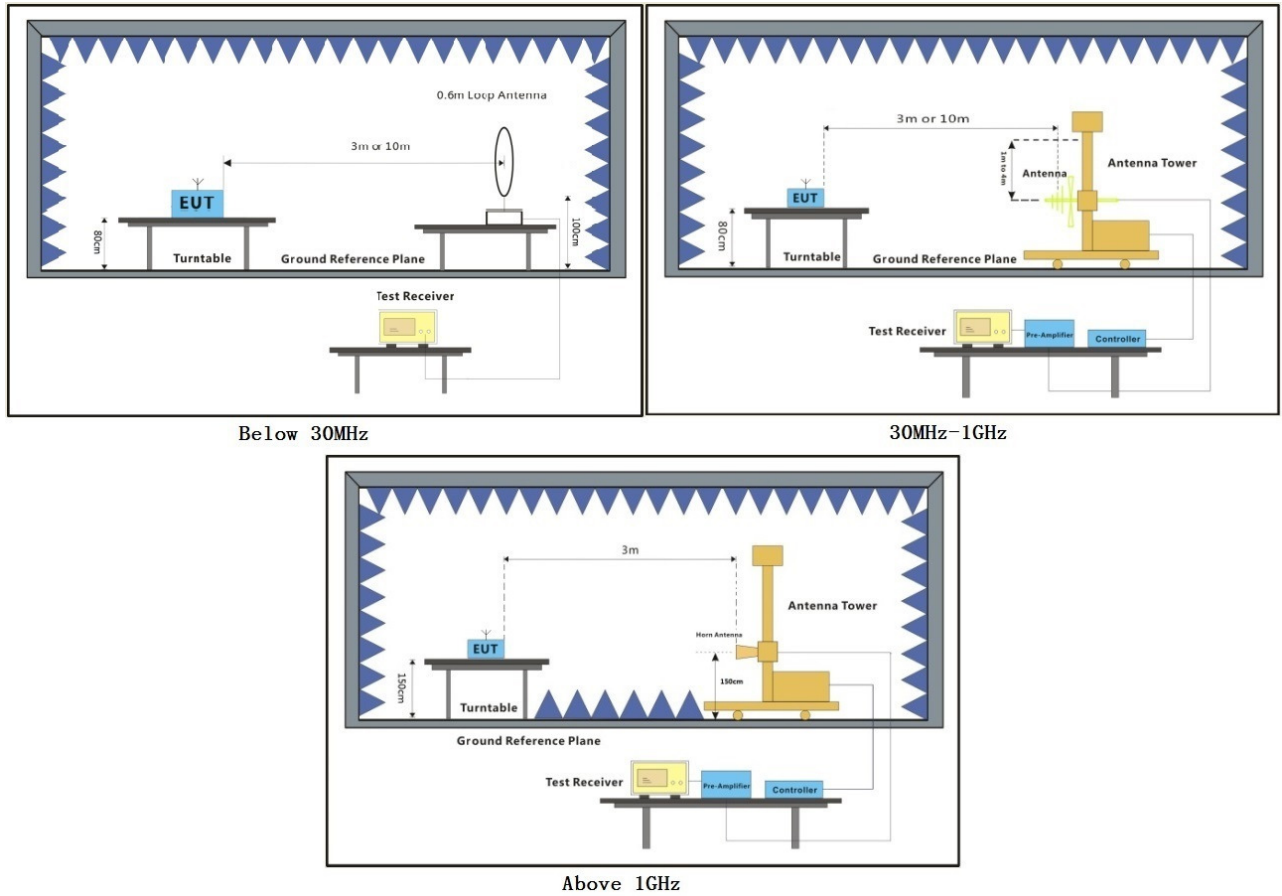
Pretest these modes to find the worst case: f:Charge + TX mode (Band 1)_Keep the EUT in charging and continuously transmitting mode with all modulation types. All data rates for each modulation type have been tested and found the data rate @ 6Mbps is the worst case of IEEE 802.11a; data rate @ MCS0 is the worst case of IEEE 802.11n(HT20); data rate @ MCS0 is the worst case of IEEE 802.11n(HT40); data rate @ MCS0 is the worst case of IEEE 802.11ac(VHT20); data rate @ MCS0 is the worst case of IEEE 802.11ac(VHT40); data rate @ MCS0 is the worst case of IEEE 802.11ac(VHT80). Only the data of worst case is recorded in the report.

g:Charge + TX mode (Band 3)_Keep the EUT in charging and continuously transmitting mode with all modulation types. All data rates for each modulation type have been tested and found the data rate @ 6Mbps is the worst case of IEEE 802.11a; data rate @ MCS0 is the worst case of IEEE 802.11n(HT20); data rate @ MCS0 is the worst case of IEEE 802.11n(HT40); data rate @ MCS0 is the worst case of IEEE 802.11ac(VHT20); data rate @ MCS0 is the worst case of IEEE 802.11ac(VHT40); data rate @ MCS0 is the worst case of IEEE 802.11ac(VHT80). Only the data of worst case is recorded in the report.

The worst case for final test: f:Charge + TX mode (Band 1)_Keep the EUT in charging and continuously transmitting mode with all modulation types. All data rates for each modulation type have been tested and found the data rate @ 6Mbps is the worst case of IEEE 802.11a; data rate @ MCS0 is the worst case of IEEE 802.11n(HT20); data rate @ MCS0 is the worst case of IEEE 802.11n(HT40); data rate @ MCS0 is the worst case of IEEE 802.11ac(VHT20); data rate @ MCS0 is the worst case of IEEE 802.11ac(VHT40); data rate @ MCS0 is the worst case of IEEE 802.11ac(VHT80). Only the data of worst case is recorded in the report.

g:Charge + TX mode (Band 3)_Keep the EUT in charging and continuously transmitting mode with all modulation types. All data rates for each modulation type have been tested and found the data rate @ 6Mbps is the worst case of IEEE 802.11a; data rate @ MCS0 is the worst case of IEEE 802.11n(HT20); data rate @ MCS0 is the worst case of IEEE 802.11n(HT40); data rate @ MCS0 is the worst case of IEEE 802.11ac(VHT20); data rate @ MCS0 is the worst case of IEEE 802.11ac(VHT40); data rate @ MCS0 is the worst case of IEEE 802.11ac(VHT80). Only the data of worst case is recorded in the report.

7.7.2 Test Setup Diagram



7.7.3 Measurement Procedure and Data

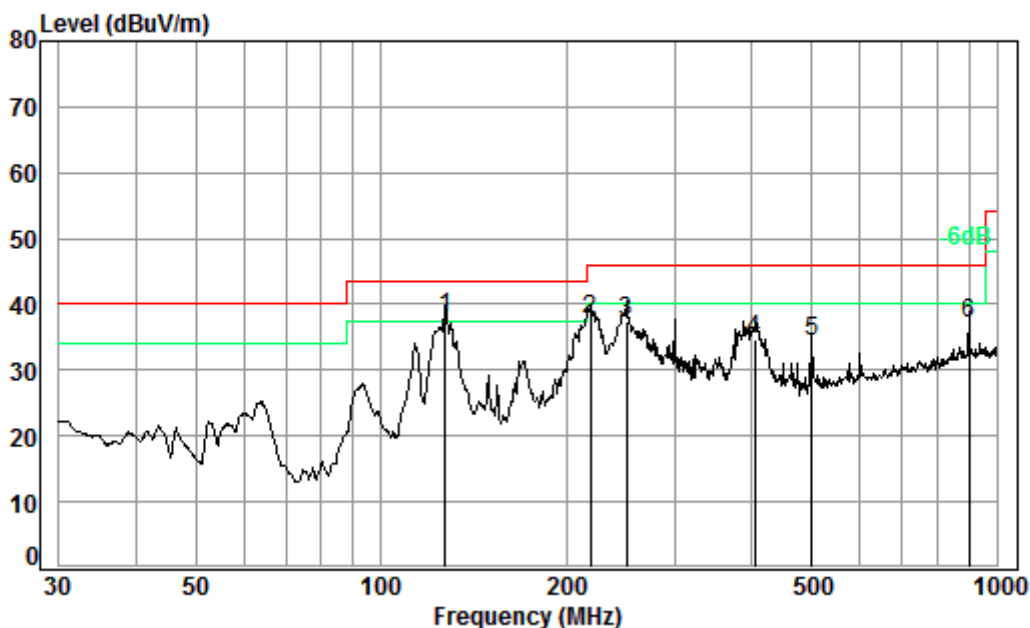
- a. For below 1GHz, the EUT was placed on the top of a rotating table 0.8 meters above the ground at a 3 or 10 meter semi-anechoic chamber. The table was rotated 360 degrees to determine the position of the highest radiation.
- b. For above 1GHz, the EUT was placed on the top of a rotating table 1.5 meters above the ground at a 3 meter fully-anechoic chamber. The table was rotated 360 degrees to determine the position of the highest radiation.
- c. The EUT was set 3 or 10 meters away from the interference-receiving antenna, which was mounted on the top of a variable-height antenna tower.
- d. The antenna height is varied from one meter to four meters above the ground to determine the maximum value of the field strength. Both horizontal and vertical polarizations of the antenna are set to make the measurement.
- e. For each suspected emission, the EUT was arranged to its worst case and then the antenna was tuned to heights from 1 meter to 4 meters (for the test frequency of below 30MHz, the antenna was tuned to heights 1 meter) and the rotatable table was turned from 0 degrees to 360 degrees to find the maximum reading.
- f. The test-receiver system was set to Peak Detect Function and Specified Bandwidth with Maximum Hold Mode.
- g. If the emission level of the EUT in peak mode was 10dB lower than the limit specified, then testing could be stopped and the peak values of the EUT would be reported. Otherwise the emissions that did not have 10dB margin would be re-tested one by one using peak, quasi-peak or average method as specified and then reported in a data sheet.
- h. Test the EUT in the lowest channel, the middle channel, the Highest channel.
- i. The radiation measurements are performed in X, Y, Z axis positioning for Transmitting mode, and found the X axis positioning which it is the worst case.
- j. Repeat above procedures until all frequencies measured was complete.

Remark: Level= Read Level+ Cable Loss+ Antenna Factor- Preamp Factor

30MHz~1GHz

QP value:

Mode:f; Polarization:Horizontal;



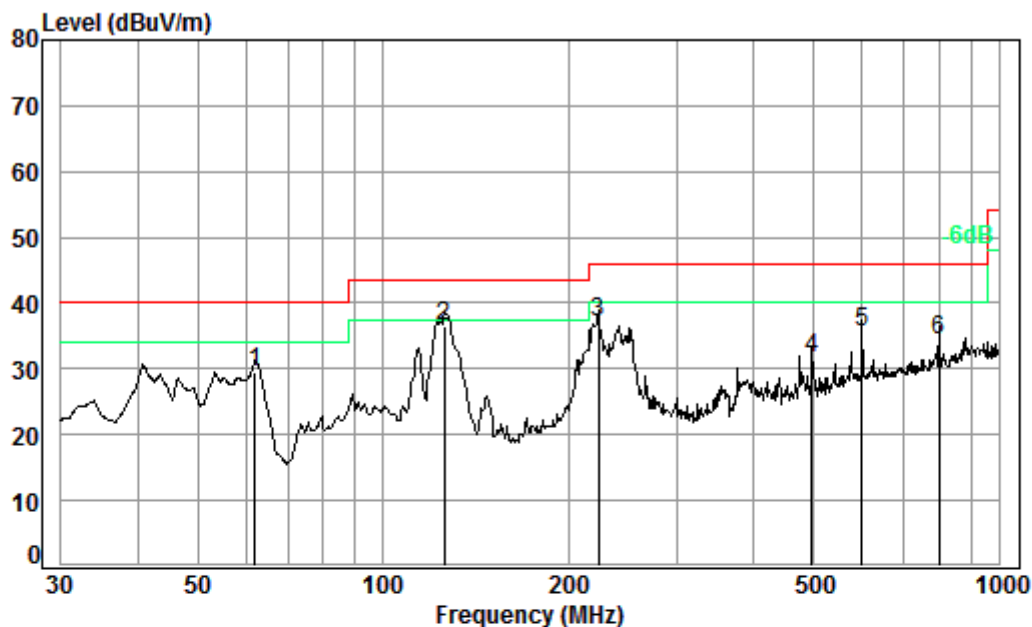
Condition: 3m HORIZONTAL

Job No. : 03258IT

Test mode: f

		Cable	Ant	Preamp	Read		Limit	Over
	Freq	Loss	Factor	Factor	Level	Level	Line	Limit
	MHz	dB	dB/m	dB	dBuV	dBuV/m	dBuV/m	dB
1	pp 127.22	1.27	13.33	27.52	50.91	37.99	43.50	-5.51
2	219.08	1.51	17.17	27.53	46.70	37.85	46.00	-8.15
3	250.30	1.68	18.96	27.54	44.30	37.40	46.00	-8.60
4	404.67	2.22	22.51	27.74	37.56	34.55	46.00	-11.45
5	501.18	2.60	24.63	27.88	34.92	34.27	46.00	-11.73
6	900.15	3.60	29.80	27.08	30.67	36.99	46.00	-9.01

Mode:f; Polarization:Vertical



Condition: 3m VERTICAL

Job No. : 03258IT

Test mode: f

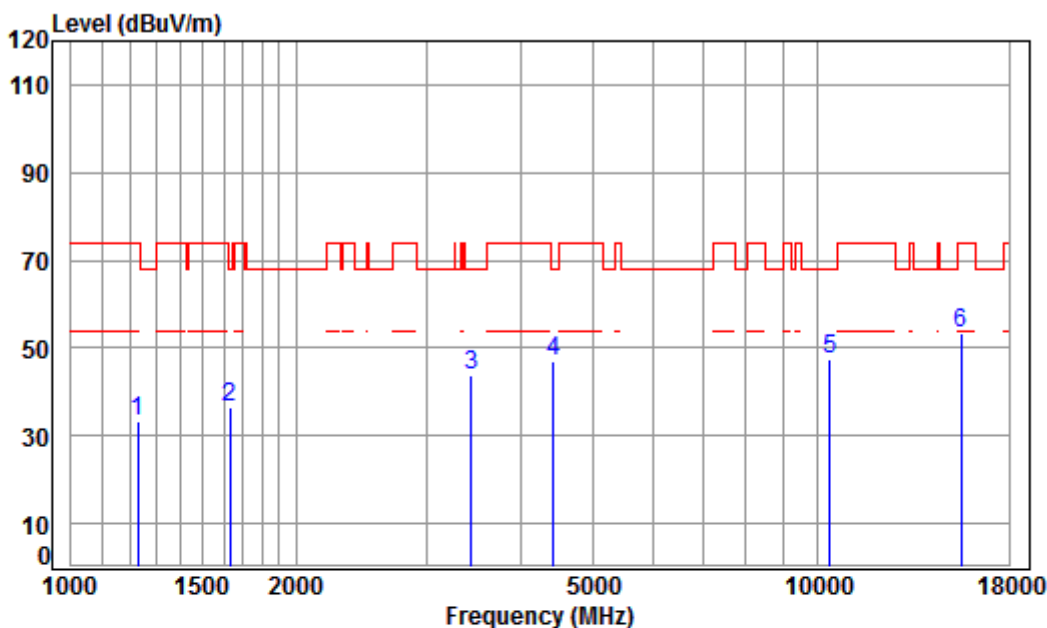
	Freq	Cable Loss	Ant Factor	Preamp Factor	Read Level	Level	Limit	Over
	MHz	dB	dB/m	dB	dBuV	dBuV/m	dBuV/m	dB
1	62.00	0.80	13.12	27.55	43.07	29.44	40.00	-10.56
2 pp	125.89	1.27	13.29	27.52	49.45	36.49	43.50	-7.01
3	223.73	1.54	17.51	27.53	45.54	37.06	46.00	-8.94
4	497.68	2.59	24.55	27.88	32.24	31.50	46.00	-14.50
5	599.32	2.70	26.59	27.70	33.94	35.53	46.00	-10.47
6	798.98	3.20	28.49	27.42	30.20	34.47	46.00	-11.53



Above 1GHz

Band 1

Mode:f; Polarization:Horizontal; Modulation:a; bandwidth:20MHz; Channel:Low



Condition: 3m HORIZONTAL

Job No : 03258IT/03259IT

Mode : 5180 TX RSE

Note : 5G WIFI 11A

	Freq	Cable Loss	Ant Factor	Preamplifier Factor	Read Level	Level	Limit Line	Over Limit	Remark
	MHz	dB	dB/m	dB	dBuV	dBuV/m	dBuV/m	dB	
1	1227.791	4.53	24.61	38.07	42.33	33.40	74.00	-40.60	peak
2	1634.543	5.31	26.40	38.03	42.94	36.62	68.20	-31.58	peak
3	3435.590	6.40	32.09	37.95	43.39	43.93	68.20	-24.27	peak
4	4417.841	7.47	33.60	38.22	43.95	46.80	68.20	-21.40	peak
5	10360.000	11.19	37.24	35.09	34.22	47.56	68.20	-20.64	peak
6	pp15540.000	14.30	41.38	38.30	36.14	53.52	74.00	-20.48	peak

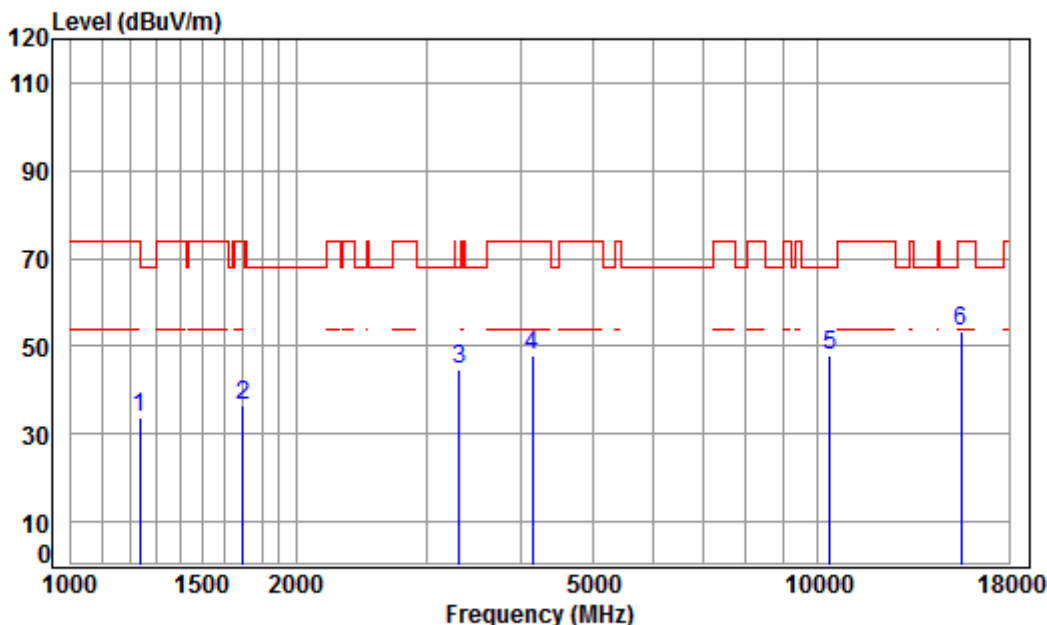


SGS-CSTC Standards Technical Services Co., Ltd.
Shenzhen Branch

Report No.: HKES171100325803

Page: 37 of 388

Mode:f; Polarization:Vertical; Modulation:a; bandwidth:20MHz; Channel:Low



Condition: 3m VERTICAL

Job No : 03258IT/03259IT

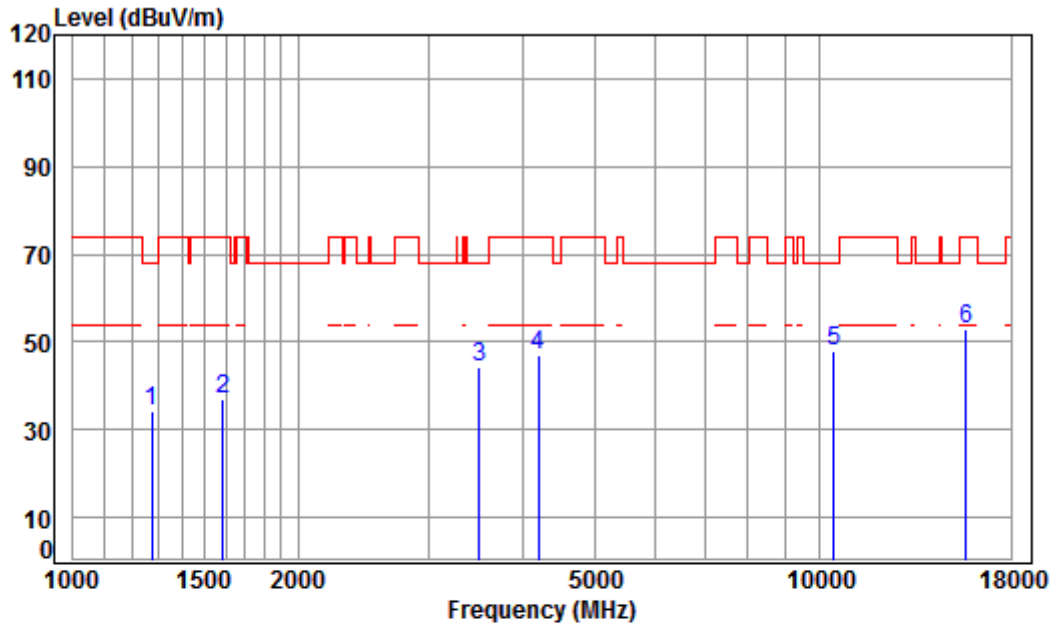
Mode : 5180 TX RSE

Note : 5G WIFI 11A

	Freq	Cable Loss	Ant Factor	Preamplifier Factor	Read Level	Level	Limit	Over Limit	Remark
	MHz	dB	dB/m	dB	dBuV	dBuV/m	dBuV/m	dB	
1	1234.909	4.55	24.65	38.07	42.63	33.76	74.00	-40.24	peak
2	1697.129	5.23	26.66	38.02	42.67	36.54	74.00	-37.46	peak
3	3308.894	6.29	31.87	37.93	44.65	44.88	68.20	-23.32	peak
4	4145.664	7.16	33.60	38.08	45.12	47.80	74.00	-26.20	peak
5	pp10360.000	11.19	37.24	35.09	34.59	47.93	68.20	-20.27	peak
6	15540.000	14.30	41.38	38.30	36.13	53.51	74.00	-20.49	peak



Mode:f; Polarization:Horizontal; Modulation:a; bandwidth:20MHz; Channel:middle



Condition: 3m HORIZONTAL

Job No : 03258IT/03259IT

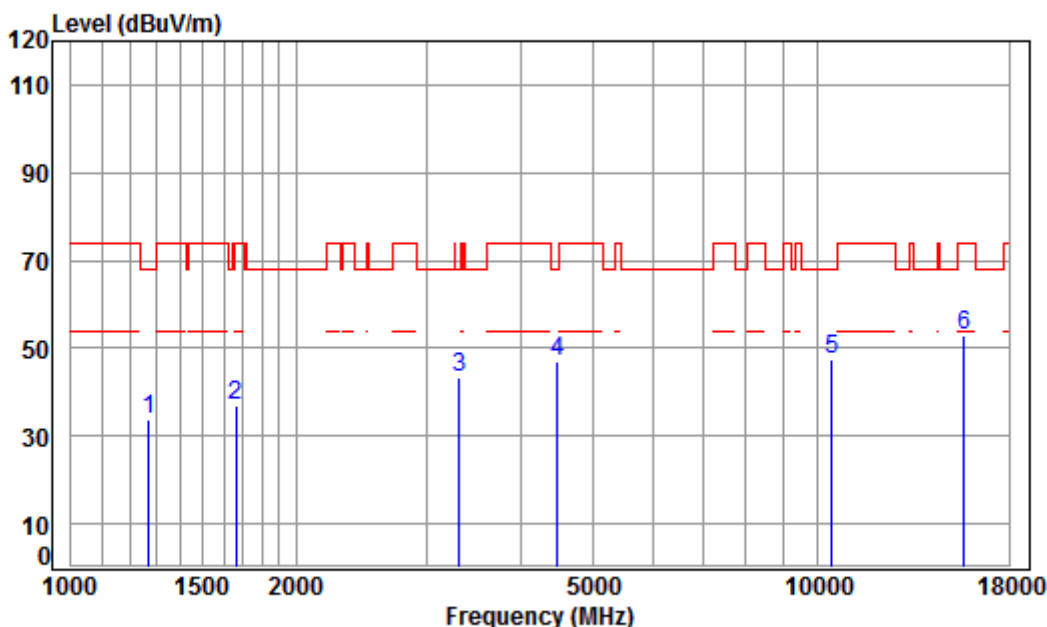
Mode : 5220 TX RSE

Note : 5G WIFI 11A

	Freq	Cable Loss	Ant Factor	Preamp Factor	Read Level	Level	Limit	Over Limit	Remark
	MHz	dB	dB/m	dB	dBuV	dBuV/m	dBuV/m	dB	
1	1274.802	4.71	24.84	38.06	42.64	34.13	68.20	-34.07	peak
2	1587.975	5.37	26.20	38.03	43.63	37.17	74.00	-36.83	peak
3	3495.691	6.46	32.19	37.95	43.63	44.33	68.20	-23.87	peak
4	4193.872	7.21	33.60	38.11	44.17	46.87	74.00	-27.13	peak
5	pp10440.000	11.25	37.16	35.13	34.47	47.75	68.20	-20.45	peak
6	15660.000	14.48	41.34	38.17	35.38	53.03	74.00	-20.97	peak



Mode:f; Polarization:Vertical; Modulation:a; bandwidth:20MHz; Channel:middle



Condition: 3m VERTICAL

Job No : 03258IT/03259IT

Mode : 5220 TX RSE

Note : 5G WIFI 11A

	Freq	Cable Loss	Ant Factor	Preamp Factor	Read Level	Level	Limit	Over	Remark
	MHz	dB	dB/m	dB	dBuV	dBuV/m	dBuV/m	dB	
1	1271.123	4.69	24.82	38.07	42.49	33.93	68.20	-34.27	peak
2	1663.137	5.27	26.52	38.03	43.35	37.11	74.00	-36.89	peak
3	3308.894	6.29	31.87	37.93	42.90	43.13	68.20	-25.07	peak
4	4482.150	7.54	33.60	38.26	43.89	46.77	68.20	-21.43	peak
5	pp10440.000	11.25	37.16	35.13	34.25	47.53	68.20	-20.67	peak
6	15660.000	14.48	41.34	38.17	35.46	53.11	74.00	-20.89	peak

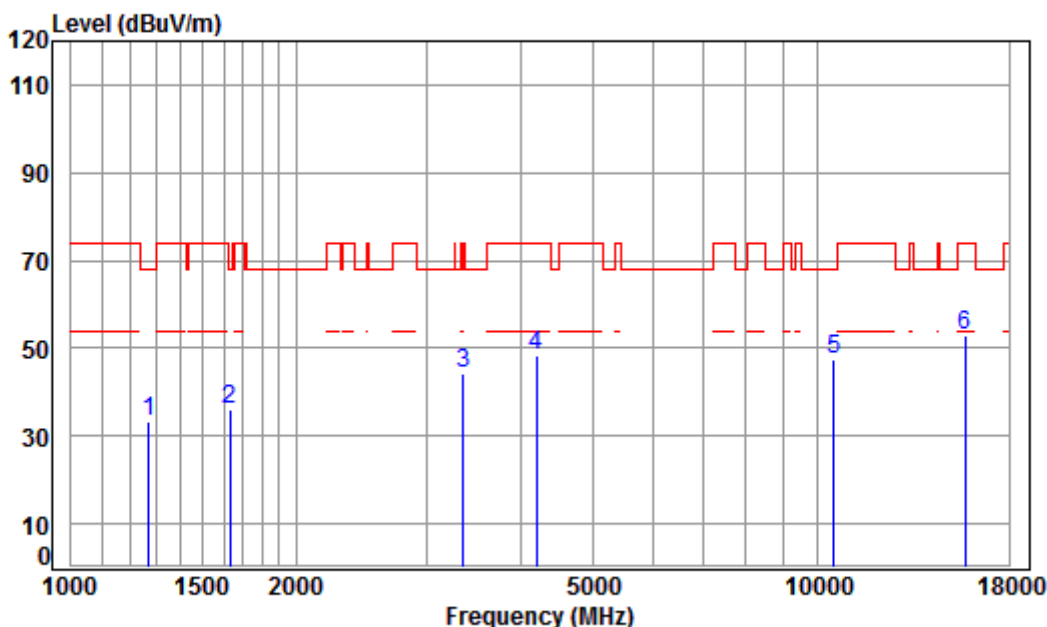


SGS-CSTC Standards Technical Services Co., Ltd.
Shenzhen Branch

Report No.: HKES171100325803

Page: 40 of 388

Mode:f; Polarization:Horizontal; Modulation:a; bandwidth:20MHz; Channel:High



Condition: 3m HORIZONTAL

Job No : 03258IT/03259IT

Mode : 5240 TX RSE

Note : 5G WIFI 11A

	Freq	Cable Loss	Ant Factor	Preamp Factor	Read Level	Level	Limit	Over	Remark
	MHz	dB	dB/m	dB	dBuV	dBuV/m	dBuV/m	dB	
1	1271.123	4.69	24.82	38.07	42.09	33.53	68.20	-34.67	peak
2	1634.543	5.31	26.40	38.03	42.51	36.19	68.20	-32.01	peak
3	3347.371	6.32	31.94	37.94	44.09	44.41	74.00	-29.59	peak
4	4193.872	7.21	33.60	38.11	45.47	48.17	74.00	-25.83	peak
5	pp10480.000	11.28	37.12	35.15	34.34	47.59	68.20	-20.61	peak
6	15720.000	14.57	41.31	38.10	35.35	53.13	74.00	-20.87	peak

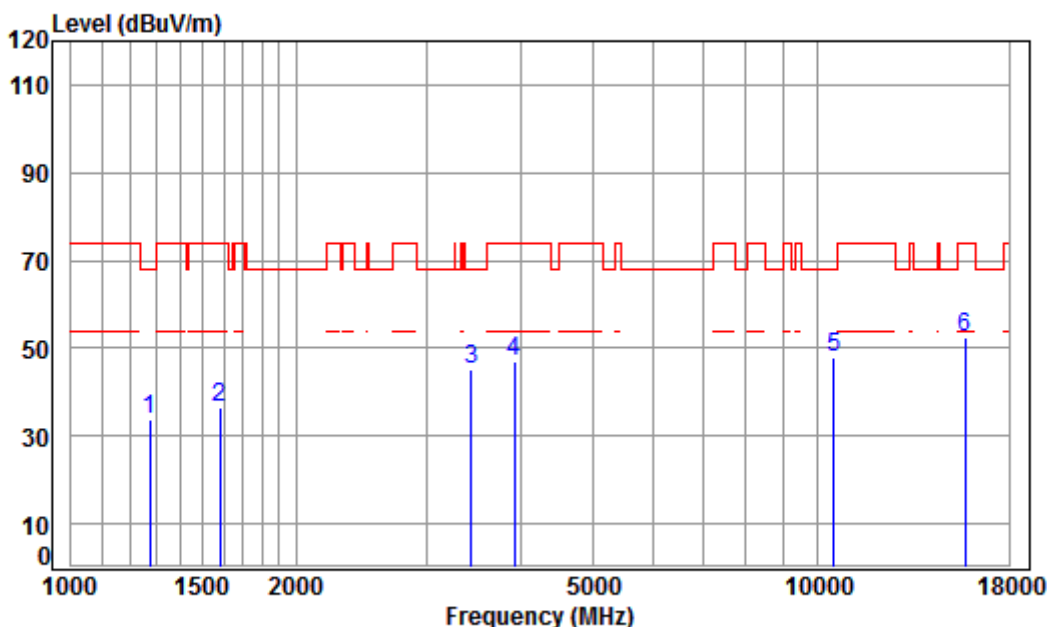


SGS-CSTC Standards Technical Services Co., Ltd.
Shenzhen Branch

Report No.: HKES171100325803

Page: 41 of 388

Mode:f; Polarization:Vertical; Modulation:a; bandwidth:20MHz; Channel:High



Condition: 3m VERTICAL

Job No : 03258IT/03259IT

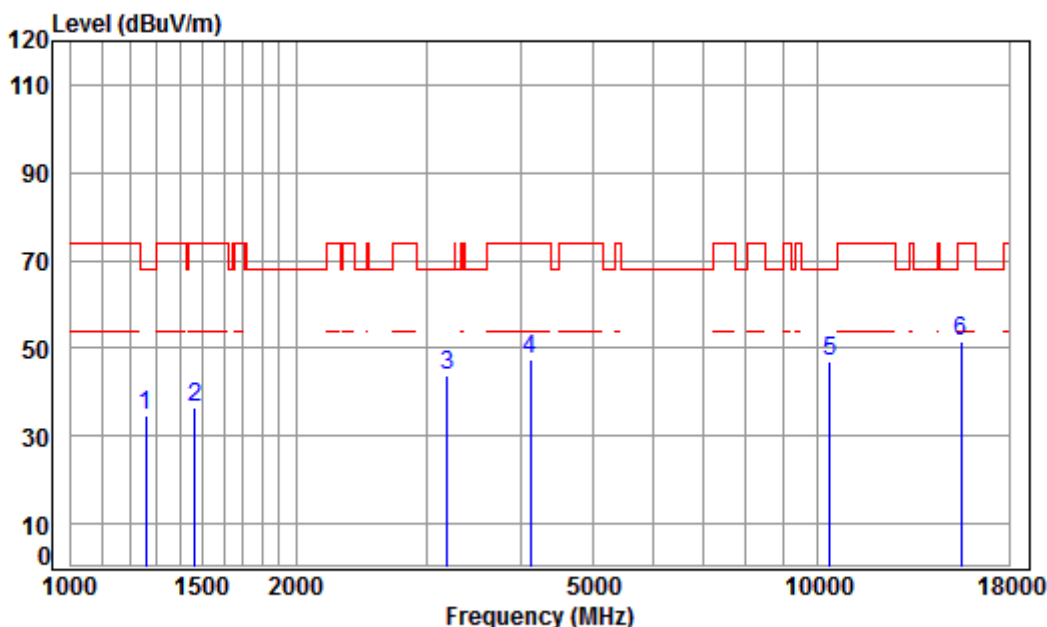
Mode : 5240 TX RSE

Note : 5G WIFI 11A

	Freq	Cable Loss	Ant Factor	Preamp Factor	Read Level	Level	Limit	Over	Remark
	MHz	dB	dB/m	dB	dBuV	dBuV/m	dBuV/m	dB	
1	1274.802	4.71	24.84	38.06	42.34	33.83	68.20	-34.37	peak
2	1583.392	5.37	26.18	38.03	43.13	36.65	74.00	-37.35	peak
3	3435.590	6.40	32.09	37.95	44.61	45.15	68.20	-23.05	peak
4	3924.135	6.91	33.40	37.99	44.75	47.07	74.00	-26.93	peak
5	pp10480.000	11.28	37.12	35.15	34.58	47.83	68.20	-20.37	peak
6	15720.000	14.57	41.31	38.10	34.78	52.56	74.00	-21.44	peak



Mode:f; Polarization:Horizontal; Modulation:ac; bandwidth:20MHz; Channel:Low



Condition: 3m HORIZONTAL
Job No : 03258IT/03259IT
Mode : 5180 TX RSE
Note : 5G WIFI 11AC20

	Freq	Cable Loss	Ant Factor	Preamp Factor	Read Level	Level	Limit	Over	Remark
	MHz	dB	dB/m	dB	dBuV	dBuV/m	dBuV/m	dB	
1	1260.149	4.65	24.77	38.07	43.37	34.72	68.20	-33.48	peak
2	1464.522	5.37	25.66	38.04	43.30	36.29	74.00	-37.71	peak
3	3186.869	6.17	31.65	37.92	43.71	43.61	68.20	-24.59	peak
4	4121.768	7.13	33.60	38.07	44.92	47.58	74.00	-26.42	peak
5	pp10360.000	11.19	37.24	35.09	33.70	47.04	68.20	-21.16	peak
6	15540.000	14.30	41.38	38.30	34.34	51.72	74.00	-22.28	peak

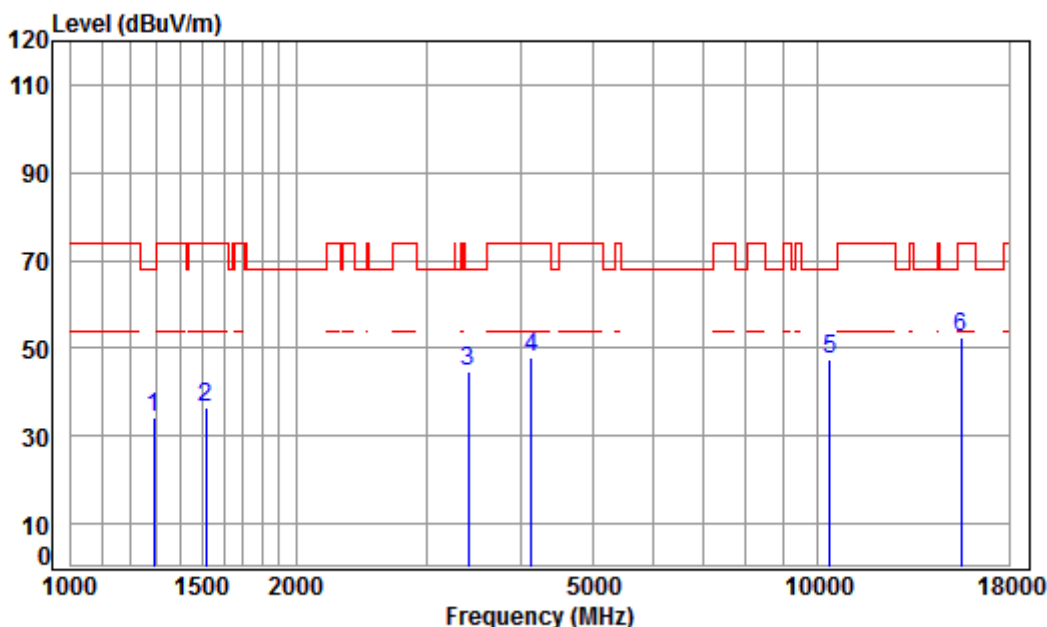


SGS-CSTC Standards Technical Services Co., Ltd.
Shenzhen Branch

Report No.: HKES171100325803

Page: 43 of 388

Mode:f; Polarization:Vertical; Modulation:ac; bandwidth:20MHz; Channel:Low



Condition: 3m VERTICAL

Job No : 03258IT/03259IT

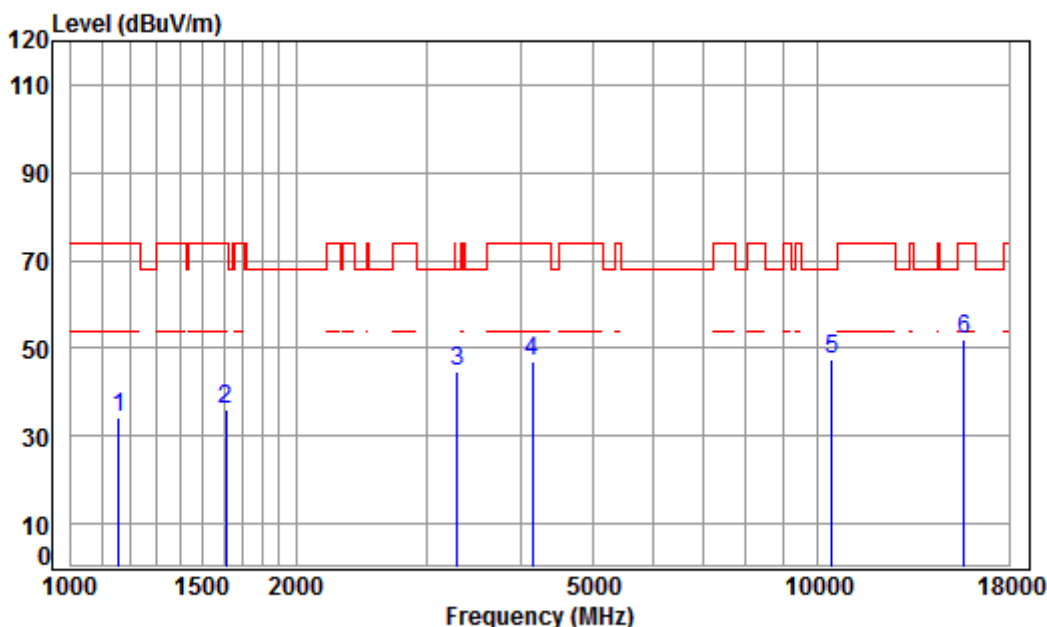
Mode : 5180 TX RSE

Note : 5G WIFI 11AC20

	Freq	Cable Loss	Ant Factor	Preamplifier Factor	Read Level	Level	Limit	Over Limit	Remark
	MHz	dB	dB/m	dB	dBuV	dBuV/m	dBuV/m	dB	
1	1289.627	4.76	24.91	38.06	42.38	33.99	68.20	-34.21	peak
2	1516.210	5.46	25.87	38.04	43.07	36.36	74.00	-37.64	peak
3	3405.929	6.38	32.04	37.94	44.05	44.53	68.20	-23.67	peak
4	4133.699	7.14	33.60	38.07	45.04	47.71	74.00	-26.29	peak
5	pp10360.000	11.19	37.24	35.09	33.90	47.24	68.20	-20.96	peak
6	15540.000	14.30	41.38	38.30	35.32	52.70	74.00	-21.30	peak



Mode:f; Polarization:Horizontal; Modulation:ac; bandwidth:20MHz; Channel:middle

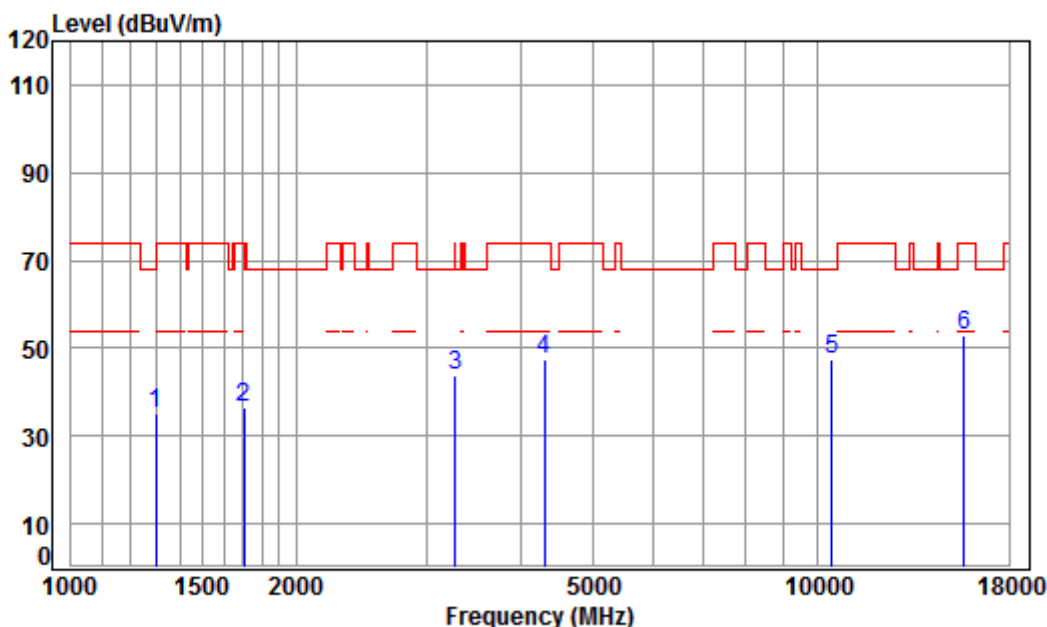


Condition: 3m HORIZONTAL
Job No : 03258IT/03259IT
Mode : 5220 TX RSE
Note : 5G WIFI 11AC20

	Freq	Cable Loss	Ant Factor	Preamp Factor	Read Level	Level	Limit	Over	Remark
	MHz	dB	dB/m	dB	dBuV	dBuV/m	dBuV/m	dB	
1	1158.828	4.25	24.27	38.08	43.83	34.27	74.00	-39.73	peak
2	1611.091	5.34	26.30	38.03	42.63	36.24	74.00	-37.76	peak
3	3289.821	6.27	31.84	37.93	44.34	44.52	68.20	-23.68	peak
4	4145.664	7.16	33.60	38.08	44.38	47.06	74.00	-26.94	peak
5	pp10440.000	11.25	37.16	35.13	34.36	47.64	68.20	-20.56	peak
6	15660.000	14.48	41.34	38.17	34.54	52.19	74.00	-21.81	peak



Mode:f; Polarization:Vertical; Modulation:ac; bandwidth:20MHz; Channel:middle



Condition: 3m VERTICAL

Job No : 03258IT/03259IT

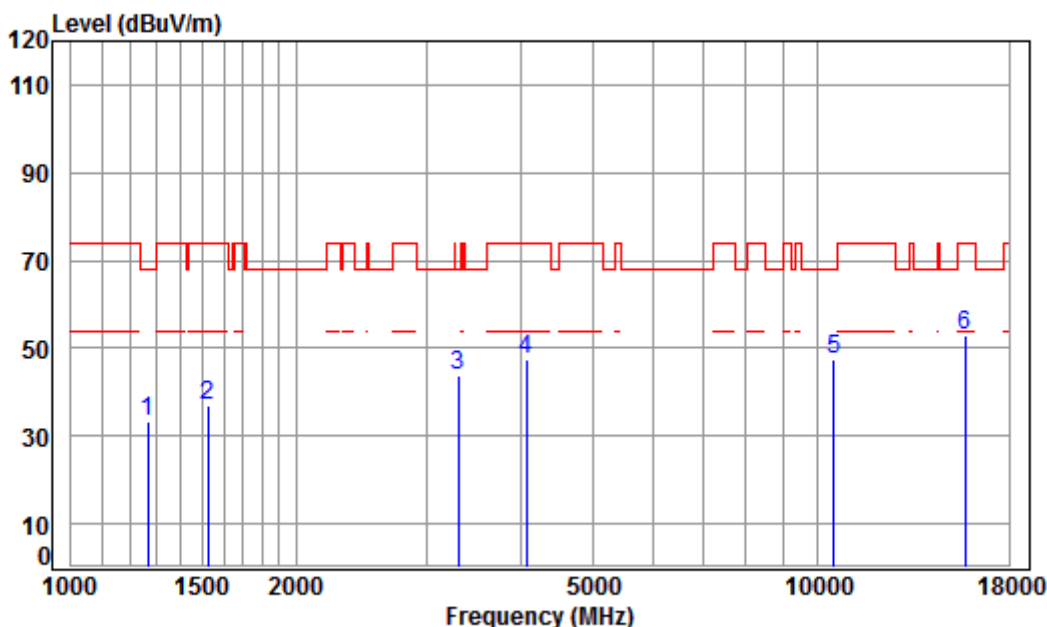
Mode : 5220 TX RSE

Note : 5G WIFI 11AC20

	Freq	Cable Loss	Ant Factor	Preamplifier Factor	Read Level	Level	Limit	Over Limit	Remark
	MHz	dB	dB/m	dB	dBuV	dBuV/m	dBuV/m	dB	
1	1297.103	4.79	24.94	38.06	43.56	35.23	68.20	-32.97	peak
2	1702.042	5.23	26.68	38.02	42.76	36.65	74.00	-37.35	peak
3	3270.858	6.25	31.80	37.93	43.53	43.65	68.20	-24.55	peak
4	4304.400	7.34	33.60	38.16	44.75	47.53	74.00	-26.47	peak
5	pp10440.000	11.25	37.16	35.13	34.16	47.44	68.20	-20.76	peak
6	15660.000	14.48	41.34	38.17	35.30	52.95	74.00	-21.05	peak



Mode:f; Polarization:Horizontal; Modulation:ac; bandwidth:20MHz; Channel:High



Condition: 3m HORIZONTAL

Job No : 03258IT/03259IT

Mode : 5240 TX RSE

Note : 5G WIFI 11AC20

	Freq	Cable Loss	Ant Factor	Preamp Factor	Read Level	Level	Limit	Over	Remark
	MHz	dB	dB/m	dB	dBuV	dBuV/m	dBuV/m	dB	
1	1267.454	4.68	24.80	38.07	41.79	33.20	68.20	-35.00	peak
2	1525.000	5.45	25.91	38.04	43.80	37.12	74.00	-36.88	peak
3	3299.344	6.28	31.86	37.93	43.73	43.94	68.20	-24.26	peak
4	4074.388	7.07	33.60	38.04	45.05	47.68	74.00	-26.32	peak
5	pp10480.000	11.28	37.12	35.15	34.15	47.40	68.20	-20.80	peak
6	15720.000	14.57	41.31	38.10	35.03	52.81	74.00	-21.19	peak

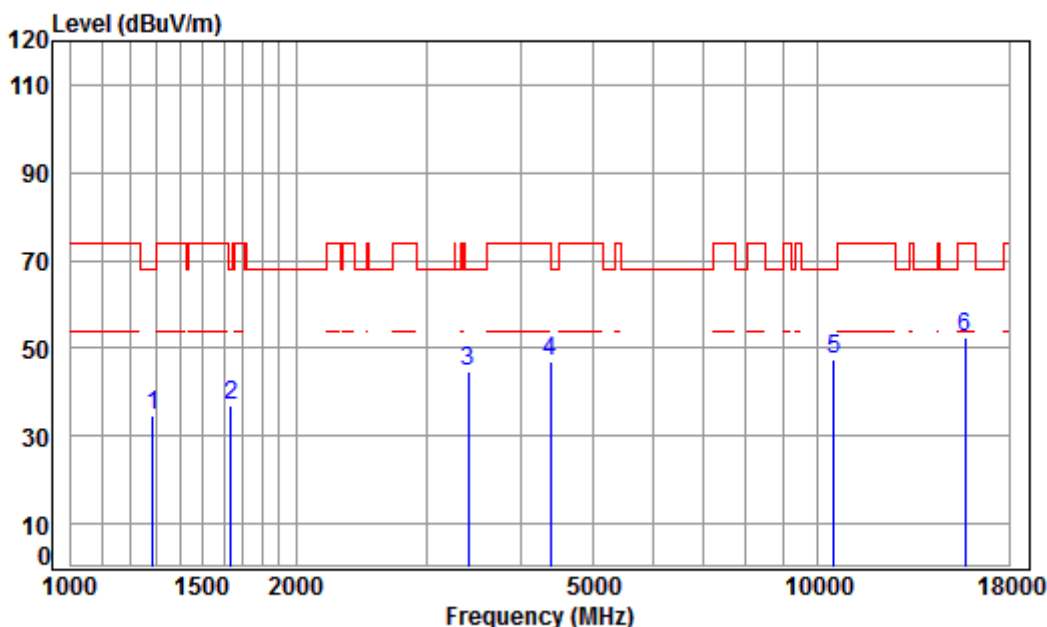


SGS-CSTC Standards Technical Services Co., Ltd.
Shenzhen Branch

Report No.: HKES171100325803

Page: 47 of 388

Mode:f; Polarization:Vertical; Modulation:ac; bandwidth:20MHz; Channel:High



Condition: 3m VERTICAL

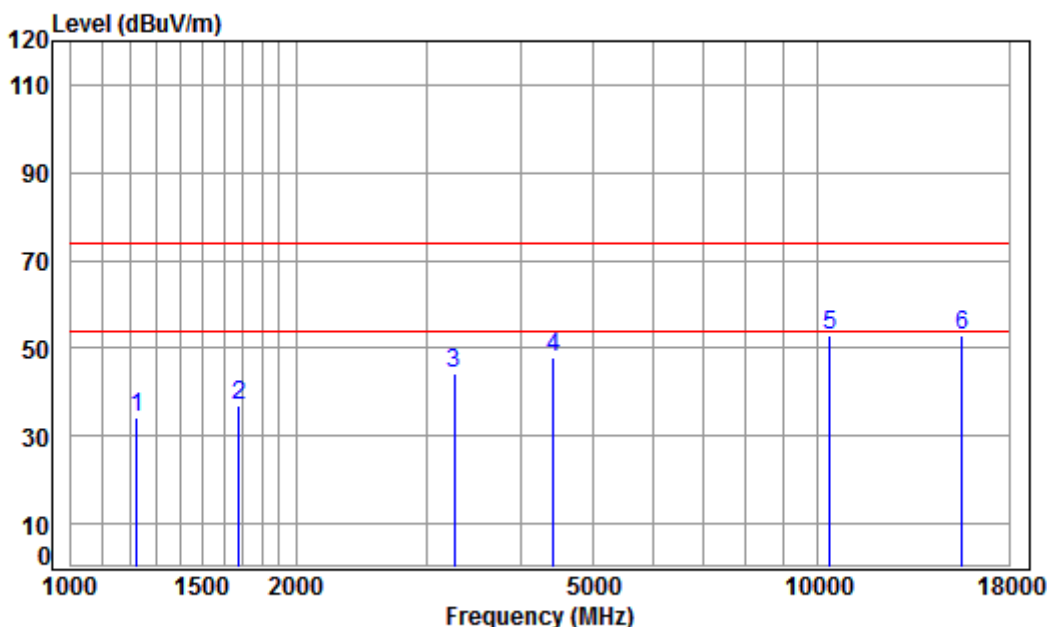
Job No : 03258IT/03259IT

Mode : 5240 TX RSE

Note : 5G WIFI 11AC20

	Freq	Cable Loss	Ant Factor	Preamplifier Factor	Read Level	Level	Limit	Over Limit	Remark
	MHz	dB	dB/m	dB	dBuV	dBuV/m	dBuV/m	dB	
1	1285.904	4.75	24.89	38.06	42.98	34.56	68.20	-33.64	peak
2	1639.274	5.30	26.42	38.03	43.24	36.93	68.20	-31.27	peak
3	3405.929	6.38	32.04	37.94	44.07	44.55	68.20	-23.65	peak
4	4379.699	7.43	33.60	38.20	44.15	46.98	74.00	-27.02	peak
5	pp10480.000	11.28	37.12	35.15	34.15	47.40	68.20	-20.80	peak
6	15720.000	14.57	41.31	38.10	34.86	52.64	74.00	-21.36	peak

Mode:f; Polarization:Horizontal; Modulation:ac; bandwidth:40MHz; Channel:Low



Condition: 3m HORIZONTAL

Job No : 03258IT/03259IT

Mode : 5190 TX RSE

Note : 5G WIFI 11AC40

	Freq	Cable Loss	Ant Factor	Preamp Factor	Read Level	Level	Limit	Over	Remark
	MHz	dB	dB/m	dB	dBuV	dBuV/m	dBuV/m	dB	
1	1224.247	4.51	24.60	38.07	43.01	34.05	74.00	-39.95	peak
2	1677.621	5.25	26.58	38.03	42.97	36.77	74.00	-37.23	peak
3	3261.418	6.24	31.79	37.93	44.30	44.40	74.00	-29.60	peak
4	4417.841	7.47	33.60	38.22	45.08	47.93	74.00	-26.07	peak
5	pp10380.000	11.21	37.22	35.10	39.77	53.10	74.00	-20.90	peak
6	15570.000	14.35	41.37	38.26	35.54	53.00	74.00	-21.00	peak

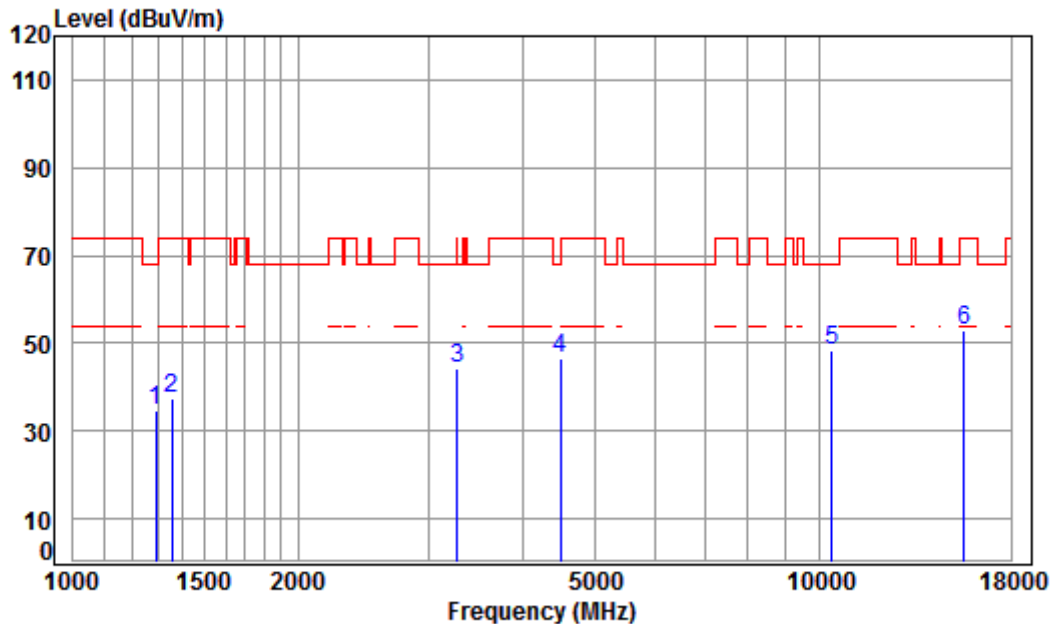


SGS-CSTC Standards Technical Services Co., Ltd.
Shenzhen Branch

Report No.: HKES171100325803

Page: 49 of 388

Mode:f; Polarization:Vertical; Modulation:ac; bandwidth:40MHz; Channel:Low



Condition: 3m VERTICAL

Job No : 03258IT/03259IT

Mode : 5190 TX RSE

Note : 5G WIFI 11AC40

	Freq	Cable Loss	Ant Factor	Preamp Factor	Read Level	Level	Limit	Over	Remark
	MHz	dB	dB/m	dB	dBuV	dBuV/m	dBuV/m	dB	
1	1289.627	4.76	24.91	38.06	43.26	34.87	68.20	-33.33	peak
2	1354.577	4.99	25.20	38.06	45.23	37.36	74.00	-36.64	peak
3	3270.858	6.25	31.80	37.93	44.30	44.42	68.20	-23.78	peak
4	4495.125	7.55	33.60	38.26	43.85	46.74	68.20	-21.46	peak
5	pp10380.000	11.21	37.22	35.10	34.82	48.15	68.20	-20.05	peak
6	15570.000	14.35	41.37	38.26	35.41	52.87	74.00	-21.13	peak

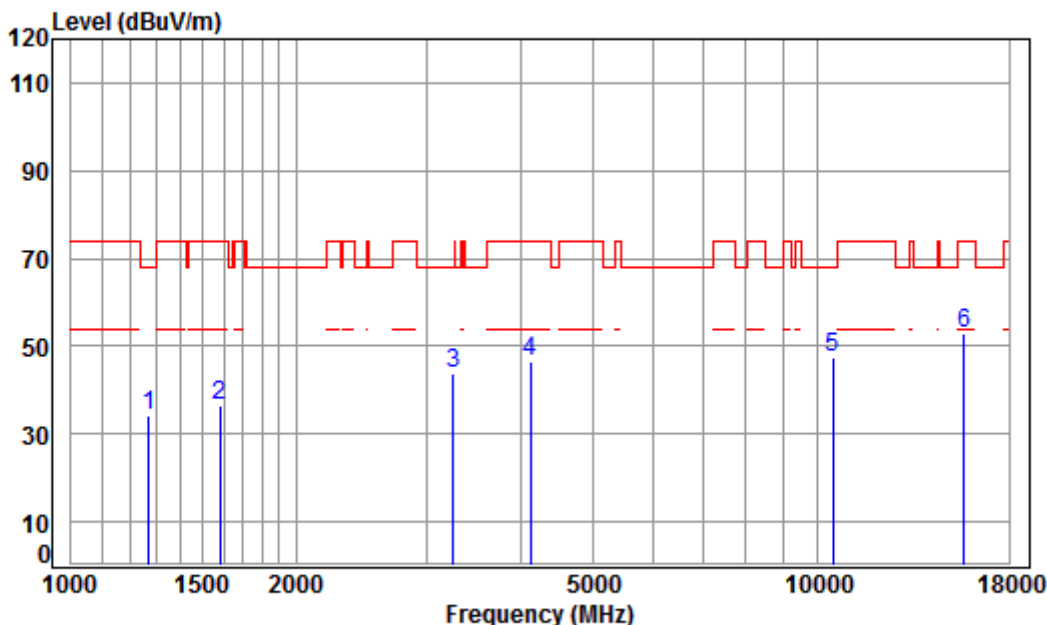


SGS-CSTC Standards Technical Services Co., Ltd.
Shenzhen Branch

Report No.: HKES171100325803

Page: 50 of 388

Mode:f; Polarization:Horizontal; Modulation:ac; bandwidth:40MHz; Channel:High



Condition: 3m HORIZONTAL

Job No : 03258IT/03259IT

Mode : 5230 TX RSE

Note : 5G WIFI 11AC40

	Freq	Cable Loss	Ant Factor	Preamp Factor	Read Level	Level	Limit	Over Limit	Remark
	MHz	dB	dB/m	dB	dBuV	dBuV/m	dBuV/m	dB	
1	1271.123	4.69	24.82	38.07	42.80	34.24	68.20	-33.96	peak
2	1583.392	5.37	26.18	38.03	43.14	36.66	74.00	-37.34	peak
3	3252.005	6.23	31.77	37.93	43.82	43.89	68.20	-24.31	peak
4	4121.768	7.13	33.60	38.07	43.83	46.49	74.00	-27.51	peak
5	10460.000	11.26	37.14	35.14	34.11	47.37	68.20	-20.83	peak
6	15690.000	14.53	41.32	38.13	35.28	53.00	74.00	-21.00	peak

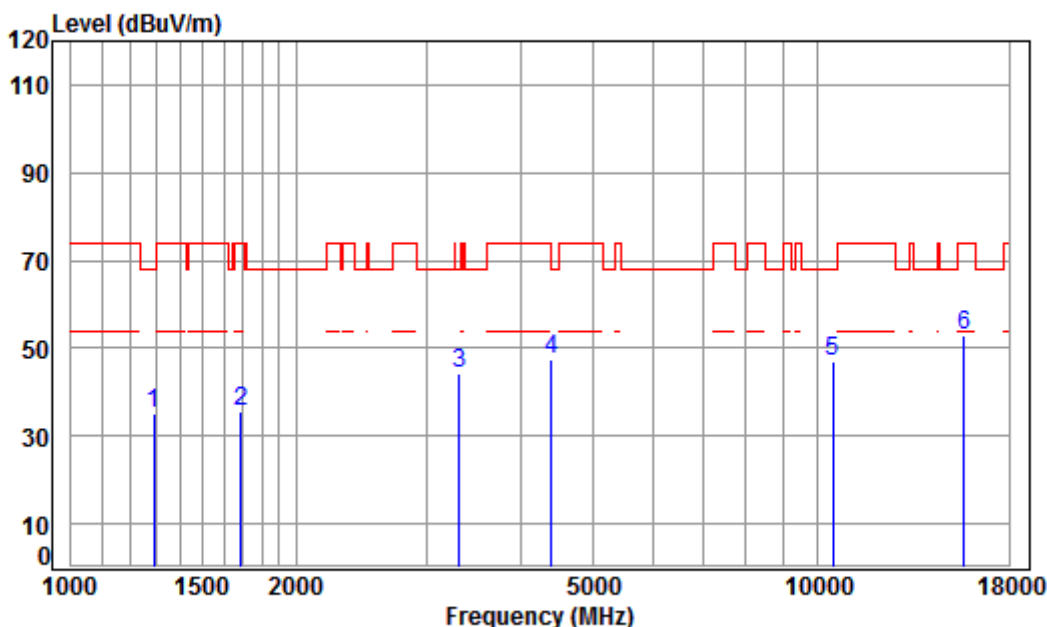


SGS-CSTC Standards Technical Services Co., Ltd.
Shenzhen Branch

Report No.: HKES171100325803

Page: 51 of 388

Mode:f; Polarization:Vertical; Modulation:ac; bandwidth:40MHz; Channel:High



Condition: 3m VERTICAL

Job No : 03258IT/03259IT

Mode : 5230 TX RSE

Note : 5G WIFI 11AC40

	Freq	Cable Loss	Ant Factor	Preamp Factor	Read Level	Level	Limit	Over	Remark
	MHz	dB	dB/m	dB	dBuV	dBuV/m	dBuV/m	dB	
1	1289.627	4.76	24.91	38.06	43.71	35.32	68.20	-32.88	peak
2	1687.347	5.24	26.62	38.02	41.95	35.79	74.00	-38.21	peak
3	3308.894	6.29	31.87	37.93	44.09	44.32	68.20	-23.88	peak
4	4392.376	7.44	33.60	38.21	44.70	47.53	74.00	-26.47	peak
5	10460.000	11.26	37.14	35.14	33.81	47.07	68.20	-21.13	peak
6	15690.000	14.53	41.32	38.13	35.17	52.89	74.00	-21.11	peak

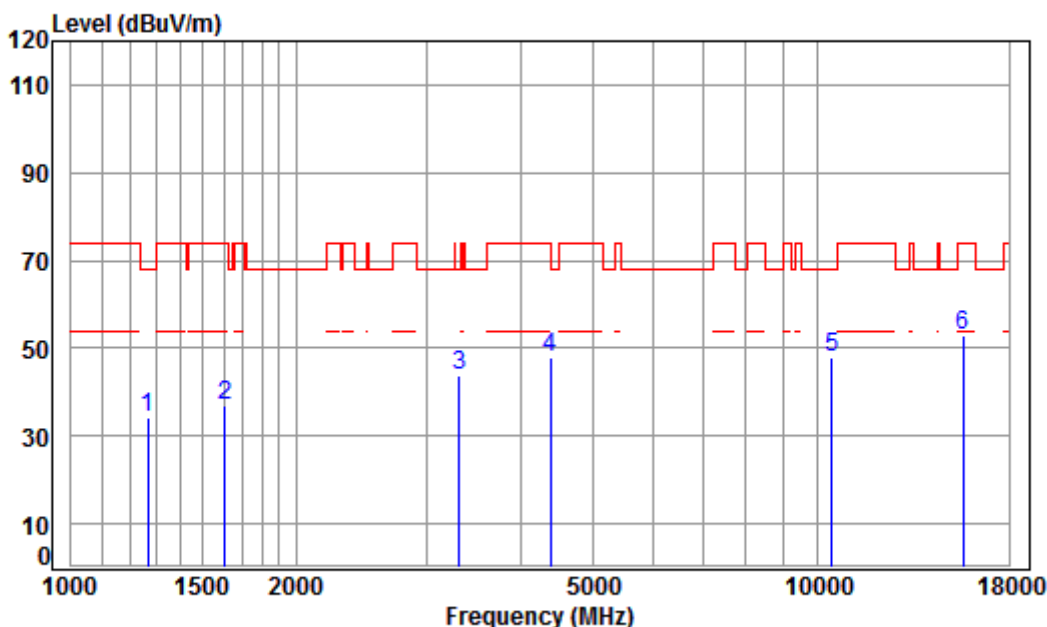


SGS-CSTC Standards Technical Services Co., Ltd.
Shenzhen Branch

Report No.: HKES171100325803

Page: 52 of 388

Mode:f; Polarization:Horizontal; Modulation:ac; bandwidth:80MHz; Channel:Low



Condition: 3m HORIZONTAL
Job No : 03258IT/03259IT
Mode : 5210 TX RSE
Note : 5G WIFI 11AC80

	Freq	Cable Loss	Ant Factor	Preamplifier Factor	Read Level	Level	Limit	Over Limit	Remark
	MHz	dB	dB/m	dB	dBuV	dBuV/m	dBuV/m	dB	
1	1267.454	4.68	24.80	38.07	42.63	34.04	68.20	-34.16	peak
2	1606.441	5.34	26.28	38.03	43.35	36.94	74.00	-37.06	peak
3	3308.894	6.29	31.87	37.93	43.46	43.69	68.20	-24.51	peak
4	4379.699	7.43	33.60	38.20	45.18	48.01	74.00	-25.99	peak
5	pp10420.000	11.24	37.18	35.12	34.48	47.78	68.20	-20.42	peak
6	15630.000	14.44	41.35	38.20	35.20	52.79	74.00	-21.21	peak

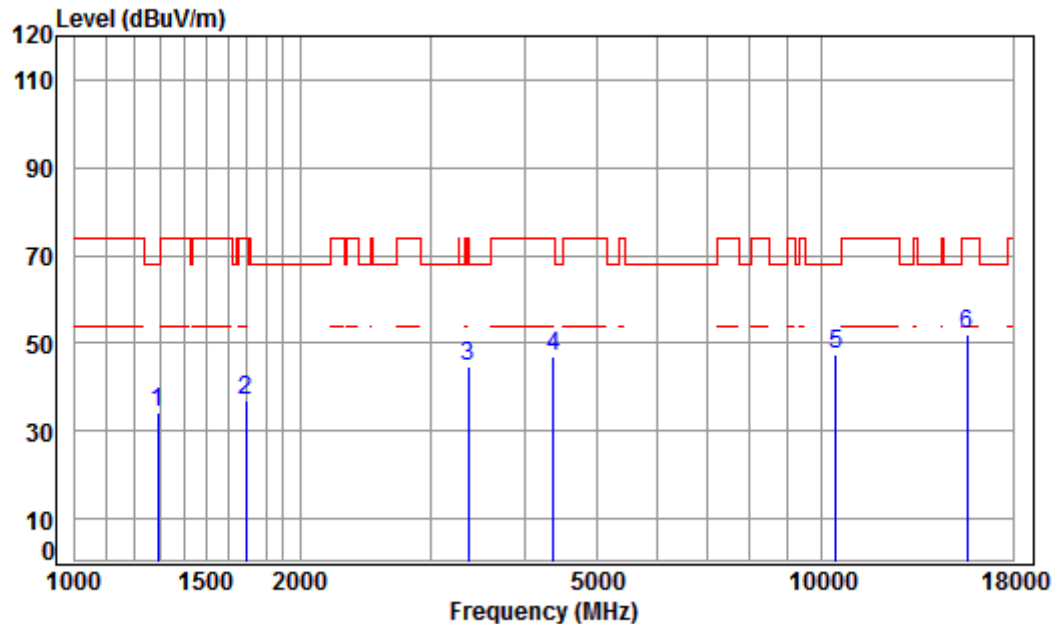


SGS-CSTC Standards Technical Services Co., Ltd.
Shenzhen Branch

Report No.: HKES171100325803

Page: 53 of 388

Mode:f; Polarization:Vertical; Modulation:ac; bandwidth:80MHz; Channel:Low



Condition: 3m VERTICAL

Job No : 03258IT/03259IT

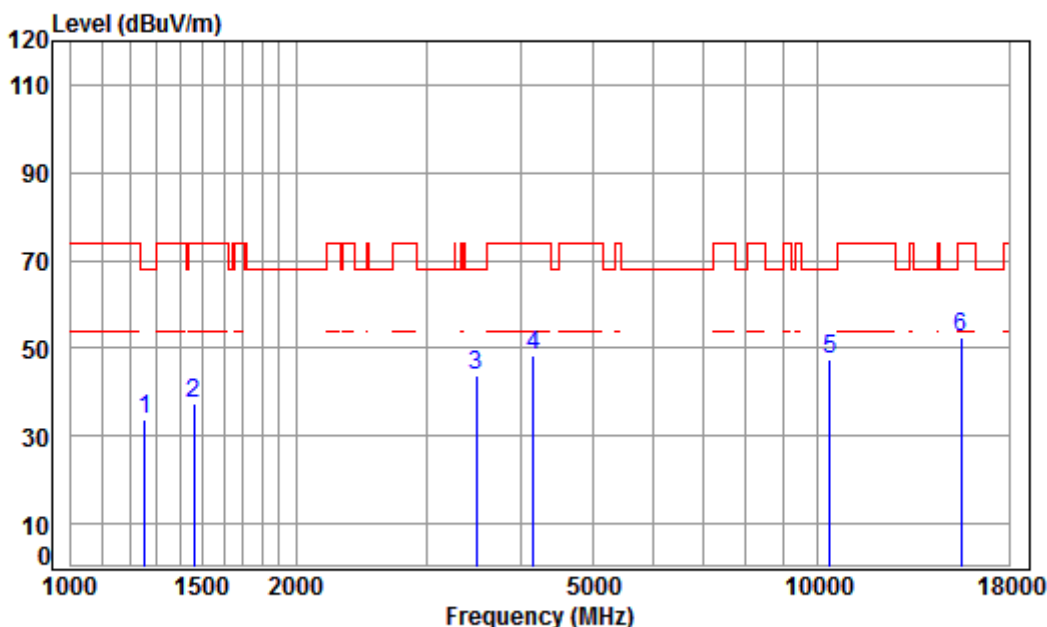
Mode : 5210 TX RSE

Note : 5G WIFI 11AC80

	Freq	Cable Loss	Ant Factor	Preamp Factor	Read Level	Level	Limit	Over	Remark
	MHz	dB	dB/m	dB	dBuV	dBuV/m	dBuV/m	dB	
1	1289.627	4.76	24.91	38.06	42.54	34.15	68.20	-34.05	peak
2	1692.231	5.24	26.64	38.02	43.00	36.86	74.00	-37.14	peak
3	3357.061	6.33	31.96	37.94	44.55	44.90	74.00	-29.10	peak
4	4367.058	7.41	33.60	38.20	44.28	47.09	74.00	-26.91	peak
5	pp10420.000	11.24	37.18	35.12	34.21	47.51	68.20	-20.69	peak
6	15630.000	14.44	41.35	38.20	34.46	52.05	74.00	-21.95	peak



Mode:f; Polarization:Horizontal; Modulation:n; bandwidth:20MHz; Channel:Low



Condition: 3m HORIZONTAL

Job No : 03258IT/03259IT

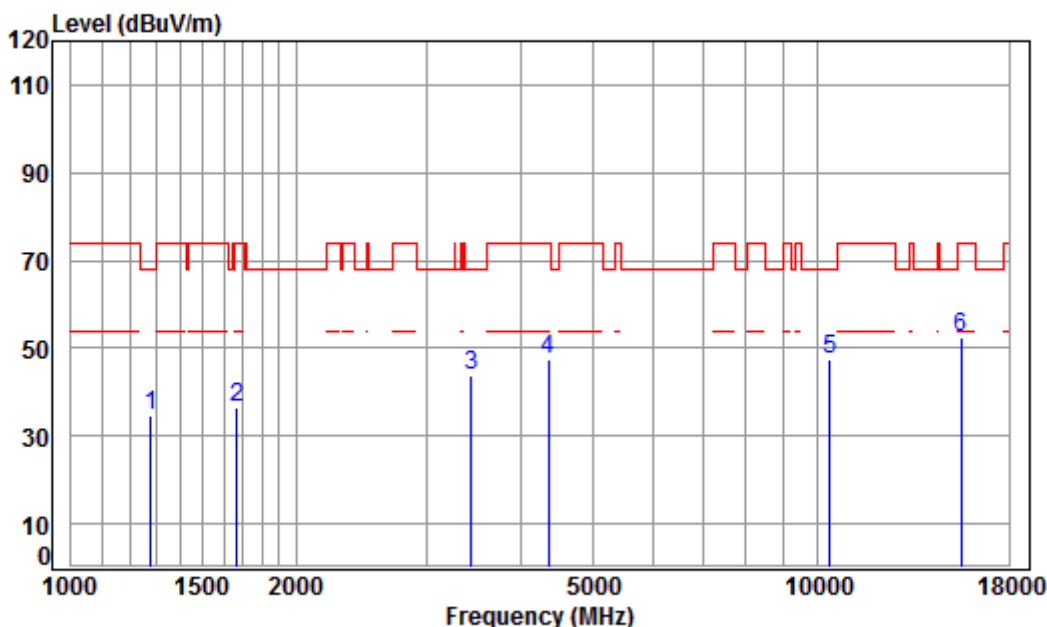
Mode : 5180 TX RSE

Note : 5G WIFI 11N20

	Freq	Cable Loss	Ant Factor	Preamp Factor	Read Level	Level	Limit	Over	Remark
	MHz	dB	dB/m	dB	dBuV	dBuV/m	dBuV/m	dB	
1	1256.512	4.64	24.75	38.07	42.45	33.77	68.20	-34.43	peak
2	1460.295	5.35	25.64	38.05	44.53	37.47	74.00	-36.53	peak
3	3485.601	6.45	32.18	37.95	43.18	43.86	68.20	-24.34	peak
4	4157.664	7.17	33.60	38.09	45.47	48.15	74.00	-25.85	peak
5	pp10360.000	11.19	37.24	35.09	33.90	47.24	68.20	-20.96	peak
6	15540.000	14.30	41.38	38.30	34.88	52.26	74.00	-21.74	peak



Mode:f; Polarization:Vertical; Modulation:n; bandwidth:20MHz; Channel:Low



Condition: 3m VERTICAL

Job No : 03258IT/03259IT

Mode : 5180 TX RSE

Note : 5G WIFI 11N20

	Freq	Cable Loss	Ant Factor	Preamp Factor	Read Level	Level	Limit	Over	Remark
	MHz	dB	dB/m	dB	dBuV	dBuV/m	dBuV/m	dB	
1	1278.492	4.72	24.85	38.06	43.08	34.59	68.20	-33.61	peak
2	1667.951	5.27	26.54	38.03	42.58	36.36	74.00	-37.64	peak
3	3435.590	6.40	32.09	37.95	43.34	43.88	68.20	-24.32	peak
4	4354.454	7.40	33.60	38.19	44.57	47.38	74.00	-26.62	peak
5	pp10360.000	11.19	37.24	35.09	33.91	47.25	68.20	-20.95	peak
6	15540.000	14.30	41.38	38.30	35.12	52.50	74.00	-21.50	peak

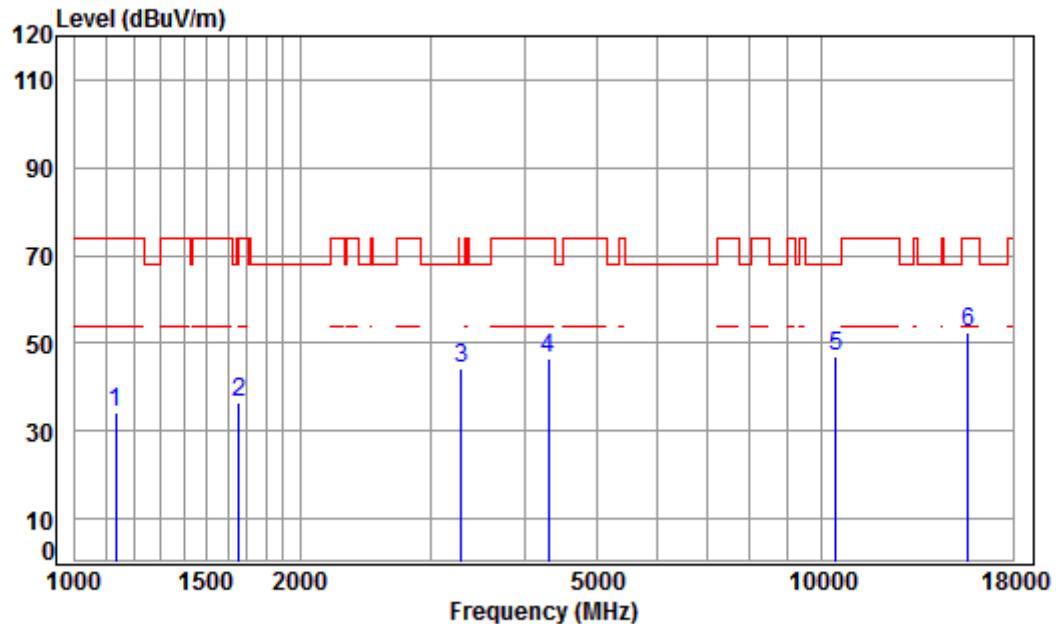


SGS-CSTC Standards Technical Services Co., Ltd.
Shenzhen Branch

Report No.: HKES171100325803

Page: 56 of 388

Mode:f; Polarization:Horizontal; Modulation:n; bandwidth:20MHz; Channel:middle

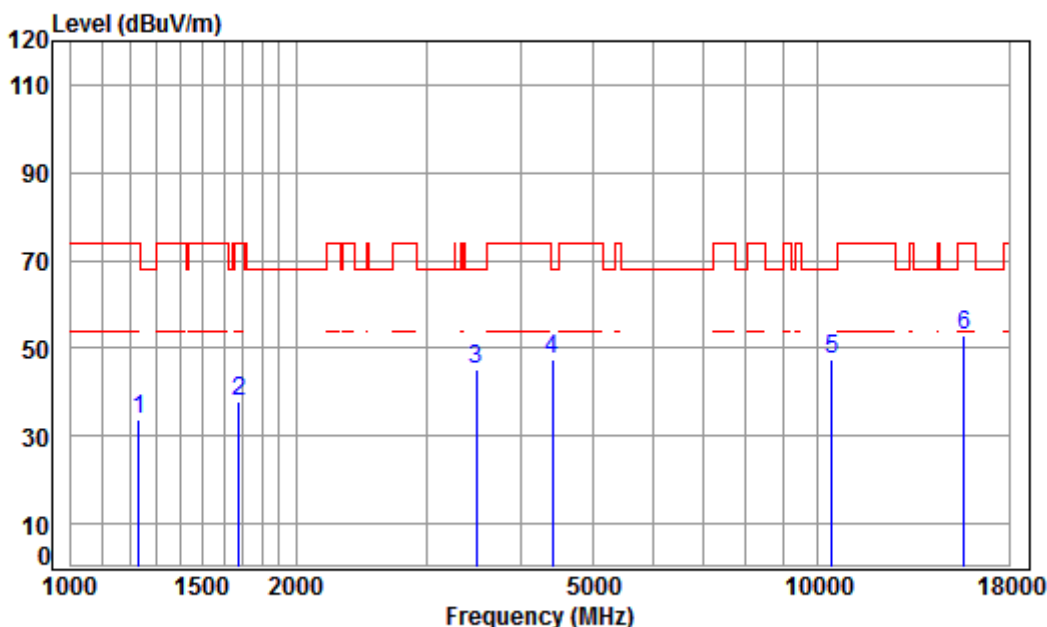


Condition: 3m HORIZONTAL
Job No : 03258IT/03259IT
Mode : 5220 TX RSE
Note : 5G WIFI 11N20

	Freq	Cable Loss	Ant Factor	Preamp Factor	Read Level	Level	Limit	Over	Remark
	MHz	dB	dB/m	dB	dBuV	dBuV/m	dBuV/m	dB	
1	1132.340	4.14	24.14	38.08	44.05	34.25	74.00	-39.75	peak
2	1658.337	5.28	26.50	38.03	42.93	36.68	68.20	-31.52	peak
3	3289.821	6.27	31.84	37.93	44.26	44.44	68.20	-23.76	peak
4	4304.400	7.34	33.60	38.16	43.86	46.64	74.00	-27.36	peak
5	pp10440.000	11.25	37.16	35.13	33.93	47.21	68.20	-20.99	peak
6	15660.000	14.48	41.34	38.17	34.78	52.43	74.00	-21.57	peak



Mode:f; Polarization:Vertical; Modulation:n; bandwidth:20MHz; Channel:middle



Condition: 3m VERTICAL

Job No : 03258IT/03259IT

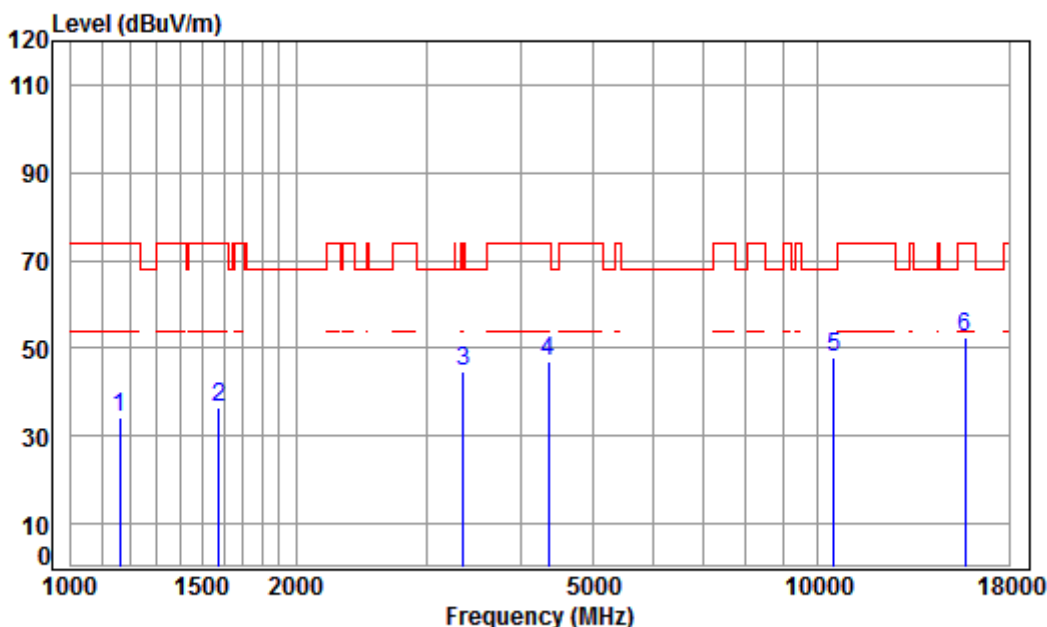
Mode : 5220 TX RSE

Note : 5G WIFI 11N20

	Freq	Cable Loss	Ant Factor	Preamp Factor	Read Level	Level	Limit	Over	Remark
	MHz	dB	dB/m	dB	dBuV	dBuV/m	dBuV/m	dB	
1	1231.345	4.54	24.63	38.07	42.89	33.99	74.00	-40.01	peak
2	1677.621	5.25	26.58	38.03	43.97	37.77	74.00	-36.23	peak
3	3485.601	6.45	32.18	37.95	44.42	45.10	68.20	-23.10	peak
4	4405.090	7.46	33.60	38.22	44.44	47.28	68.20	-20.92	peak
5	pp10440.000	11.25	37.16	35.13	34.39	47.67	68.20	-20.53	peak
6	15660.000	14.48	41.34	38.17	35.18	52.83	74.00	-21.17	peak



Mode:f; Polarization:Horizontal; Modulation:n; bandwidth:20MHz; Channel:High



Condition: 3m HORIZONTAL
Job No : 03258IT/03259IT
Mode : 5240 TX RSE
Note : 5G WIFI 11N20

	Freq	Cable Loss	Ant Factor	Preamplifier Factor	Read Level	Level	Limit	Over Limit	Remark
	MHz	dB	dB/m	dB	dBuV	dBuV/m	dBuV/m	dB	
1	1162.182	4.27	24.29	38.08	43.92	34.40	74.00	-39.60	peak
2	1578.822	5.38	26.16	38.03	42.95	36.46	74.00	-37.54	peak
3	3347.371	6.32	31.94	37.94	44.17	44.49	74.00	-29.51	peak
4	4354.454	7.40	33.60	38.19	44.33	47.14	74.00	-26.86	peak
5	pp10480.000	11.28	37.12	35.15	34.62	47.87	68.20	-20.33	peak
6	15720.000	14.57	41.31	38.10	34.49	52.27	74.00	-21.73	peak

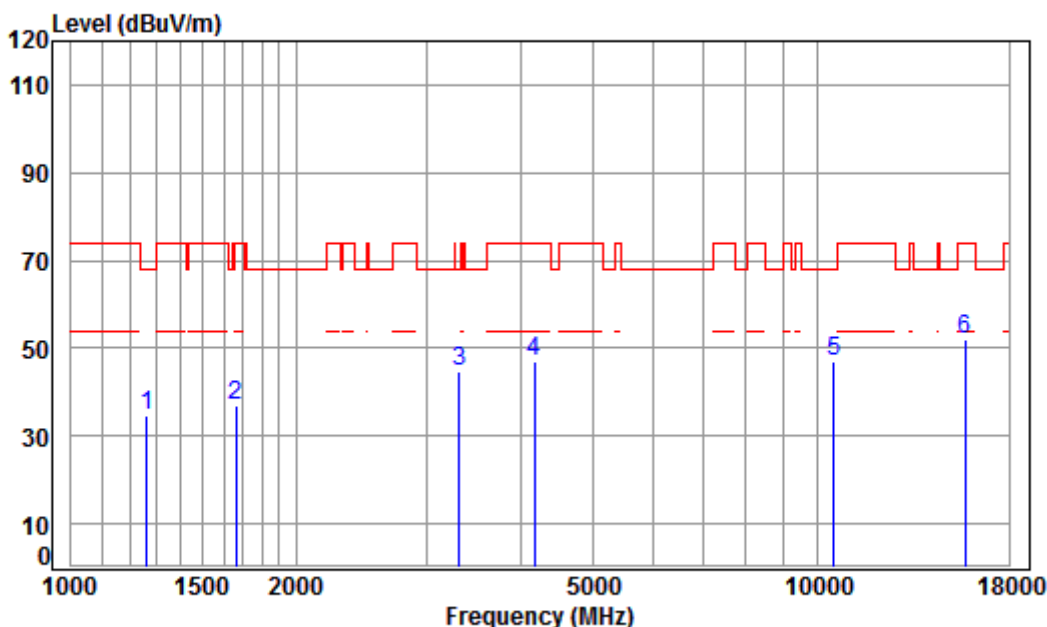


SGS-CSTC Standards Technical Services Co., Ltd.
Shenzhen Branch

Report No.: HKES171100325803

Page: 59 of 388

Mode:f; Polarization:Vertical; Modulation:n; bandwidth:20MHz; Channel:High



Condition: 3m VERTICAL

Job No : 03258IT/03259IT

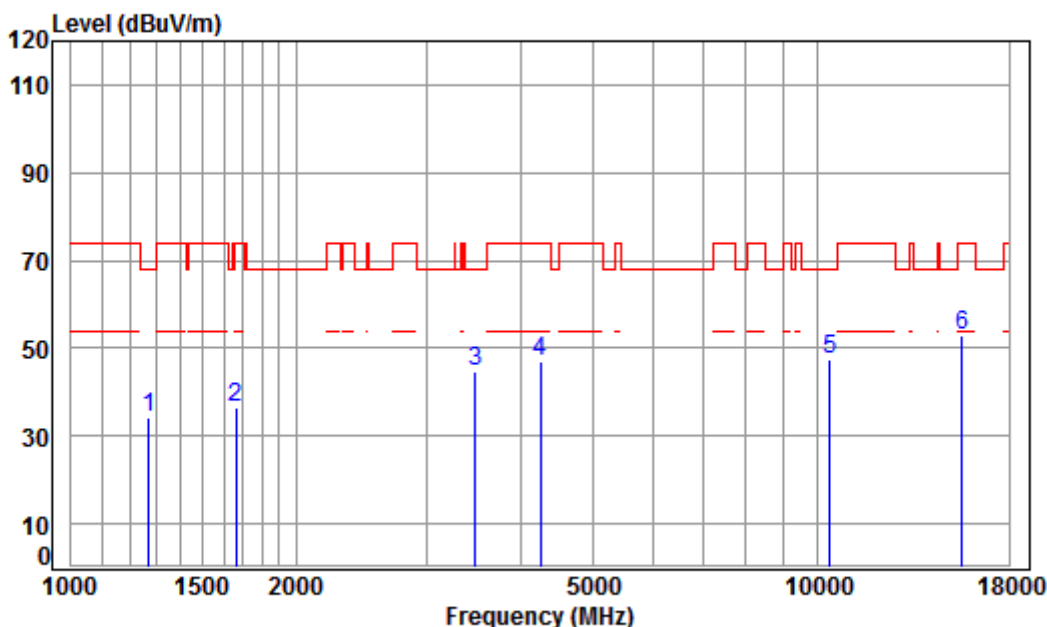
Mode : 5240 TX RSE

Note : 5G WIFI 11N20

	Freq	Cable Loss	Ant Factor	Preamp Factor	Read Level	Level	Limit	Over	Remark
	MHz	dB	dB/m	dB	dBuV	dBuV/m	dBuV/m	dB	
1	1263.796	4.66	24.79	38.07	43.39	34.77	68.20	-33.43	peak
2	1663.137	5.27	26.52	38.03	43.34	37.10	74.00	-36.90	peak
3	3308.894	6.29	31.87	37.93	44.61	44.84	68.20	-23.36	peak
4	4169.698	7.18	33.60	38.09	44.10	46.79	74.00	-27.21	peak
5	pp10480.000	11.28	37.12	35.15	33.95	47.20	68.20	-21.00	peak
6	15720.000	14.57	41.31	38.10	34.42	52.20	74.00	-21.80	peak



Mode:f; Polarization:Horizontal; Modulation:n; bandwidth:40MHz; Channel:Low



Condition: 3m HORIZONTAL
Job No : 03258IT/03259IT
Mode : 5190 TX RSE
Note : 5G WIFI 11N40

	Freq	Cable Loss	Ant Factor	Preamplifier Factor	Read Level	Level	Limit	Over Limit	Remark
	MHz	dB	dB/m	dB	dBuV	dBuV/m	dBuV/m	dB	
1	1271.123	4.69	24.82	38.07	42.95	34.39	68.20	-33.81	peak
2	1663.137	5.27	26.52	38.03	42.81	36.57	74.00	-37.43	peak
3	3475.541	6.44	32.16	37.95	44.14	44.79	68.20	-23.41	peak
4	4254.921	7.28	33.60	38.14	44.28	47.02	74.00	-26.98	peak
5	pp10380.000	11.21	37.22	35.10	34.18	47.51	68.20	-20.69	peak
6	15570.000	14.35	41.37	38.26	35.66	53.12	74.00	-20.88	peak

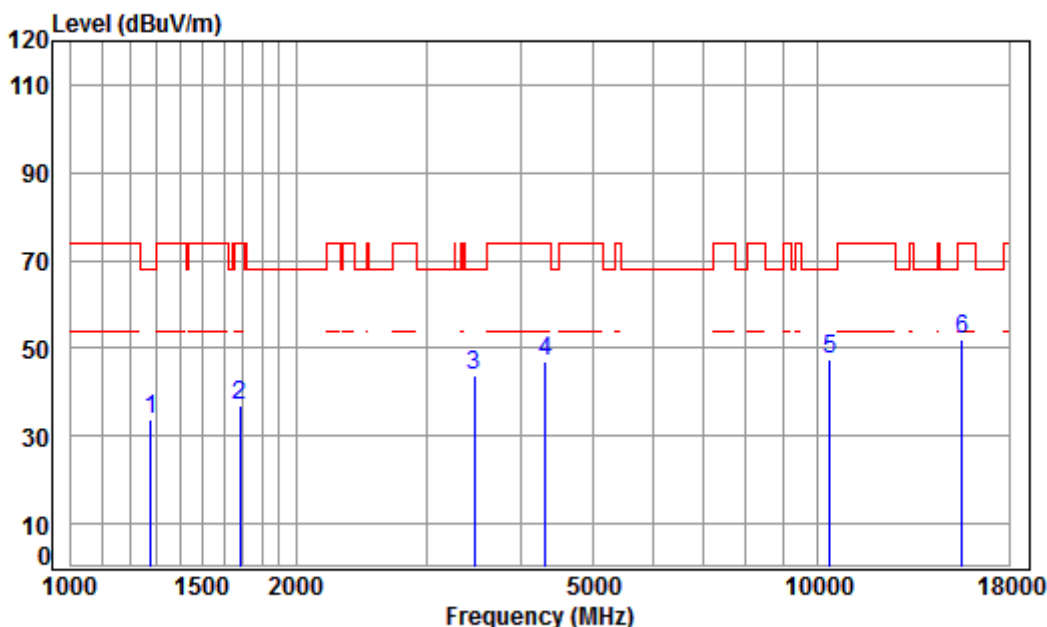


SGS-CSTC Standards Technical Services Co., Ltd.
Shenzhen Branch

Report No.: HKES171100325803

Page: 61 of 388

Mode:f; Polarization:Vertical; Modulation:n; bandwidth:40MHz; Channel:Low



Condition: 3m VERTICAL

Job No : 03258IT/03259IT

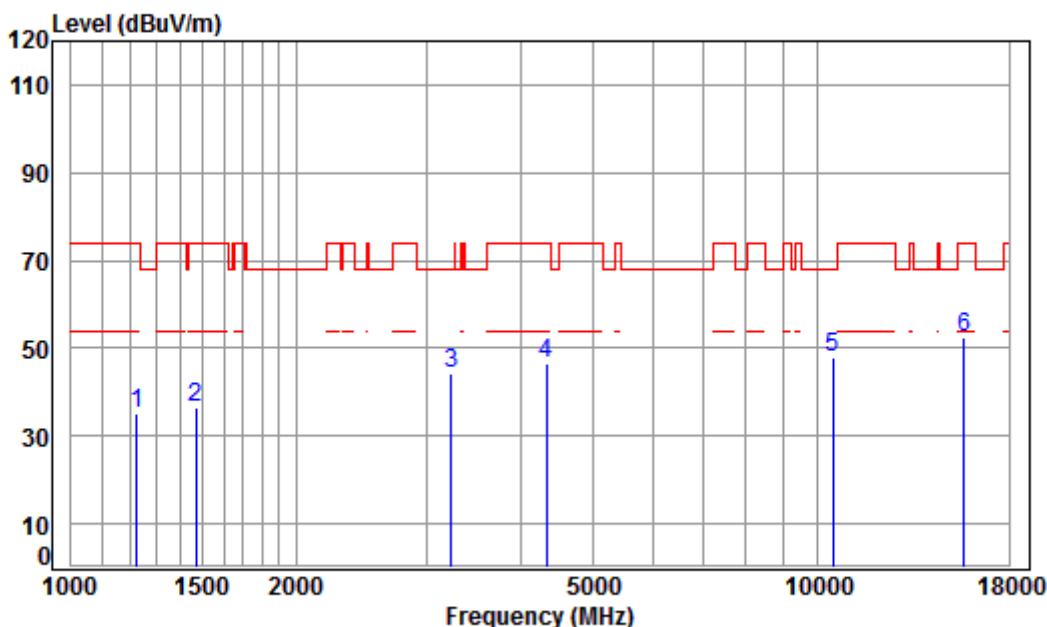
Mode : 5190 TX RSE

Note : 5G WIFI 11N40

	Freq	Cable Loss	Ant Factor	Preamp Factor	Read Level	Level	Limit	Over	Remark
	MHz	dB	dB/m	dB	dBuV	dBuV/m	dBuV/m	dB	
1	1278.492	4.72	24.85	38.06	42.36	33.87	68.20	-34.33	peak
2	1682.477	5.25	26.60	38.02	43.23	37.06	74.00	-36.94	peak
3	3465.510	6.43	32.14	37.95	42.96	43.58	68.20	-24.62	peak
4	4316.859	7.36	33.60	38.17	44.30	47.09	74.00	-26.91	peak
5	pp10380.000	11.21	37.22	35.10	34.30	47.63	68.20	-20.57	peak
6	15570.000	14.35	41.37	38.26	34.70	52.16	74.00	-21.84	peak



Mode:f; Polarization:Horizontal; Modulation:n; bandwidth:40MHz; Channel:High



Condition: 3m HORIZONTAL
Job No : 03258IT/03259IT
Mode : 5230 TX RSE
Note : 5G WIFI 11N40

	Freq	Cable Loss	Ant Factor	Preamp Factor	Read Level	Level	Limit	Over	Remark
	MHz	dB	dB/m	dB	dBuV	dBuV/m	dBuV/m	dB	
1	1224.247	4.51	24.60	38.07	44.09	35.13	74.00	-38.87	peak
2	1468.761	5.38	25.68	38.04	43.35	36.37	74.00	-37.63	peak
3	3233.260	6.21	31.74	37.93	44.12	44.14	68.20	-24.06	peak
4	4329.354	7.37	33.60	38.18	43.97	46.76	74.00	-27.24	peak
5	pp10460.000	11.26	37.14	35.14	34.51	47.77	68.20	-20.43	peak
6	15690.000	14.53	41.32	38.13	34.74	52.46	74.00	-21.54	peak

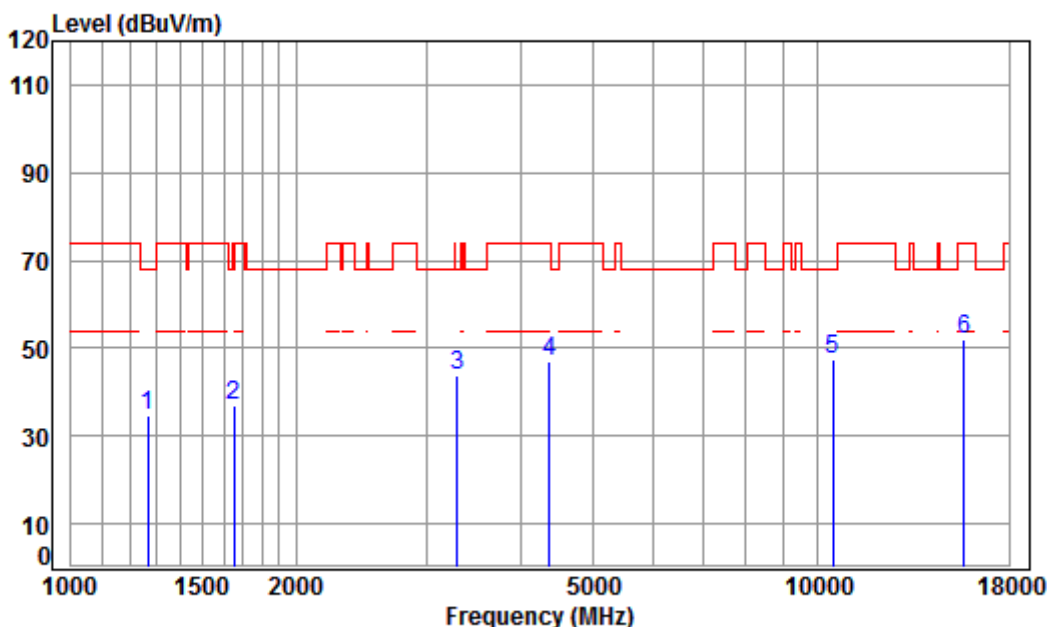


SGS-CSTC Standards Technical Services Co., Ltd.
Shenzhen Branch

Report No.: HKES171100325803

Page: 63 of 388

Mode:f; Polarization:Vertical; Modulation:n; bandwidth:40MHz; Channel:High



Condition: 3m VERTICAL

Job No : 03258IT/03259IT

Mode : 5230 TX RSE

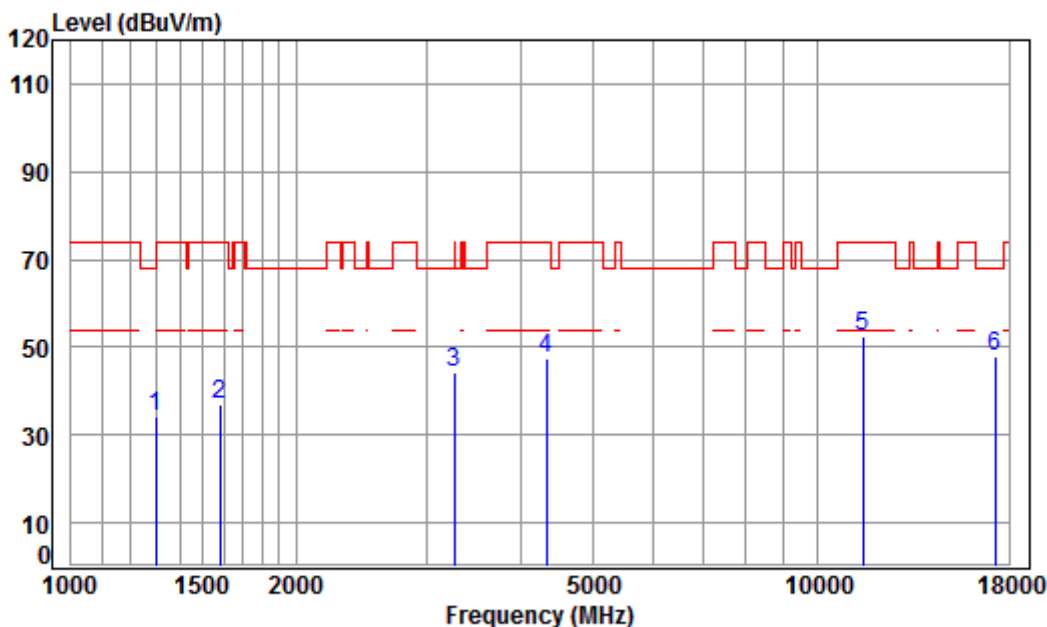
Note : 5G WIFI 11N40

	Freq	Cable Loss	Ant Factor	Preamp Factor	Read Level	Level	Limit	Over	Remark
	MHz	dB	dB/m	dB	dBuV	dBuV/m	dBuV/m	dB	
1	1267.454	4.68	24.80	38.07	43.30	34.71	68.20	-33.49	peak
2	1653.550	5.28	26.48	38.03	43.37	37.10	68.20	-31.10	peak
3	3289.821	6.27	31.84	37.93	43.66	43.84	68.20	-24.36	peak
4	4367.058	7.41	33.60	38.20	44.26	47.07	74.00	-26.93	peak
5	pp10460.000	11.26	37.14	35.14	34.27	47.53	68.20	-20.67	peak
6	15690.000	14.53	41.32	38.13	34.18	51.90	74.00	-22.10	peak



Band 4

Mode:g; Polarization:Horizontal; Modulation:a; bandwidth:20MHz; Channel:Low



Condition: 3m HORIZONTAL

Job No : 03258IT/03259IT

Mode : 5745 TX RSE

Note : 5G WIFI 11A

	Freq	Cable Loss	Ant Factor	Preamp Factor	Read Level	Level	Limit	Over Limit	Remark
	MHz	dB	dB/m	dB	dBuV	dBuV/m	dBuV/m	dB	
1	1297.103	4.79	24.94	38.06	42.39	34.06	68.20	-34.14	peak
2	1583.392	5.37	26.18	38.03	43.39	36.91	74.00	-37.09	peak
3	3261.418	6.24	31.79	37.93	43.94	44.04	74.00	-29.96	peak
4	4329.354	7.37	33.60	38.18	44.61	47.40	74.00	-26.60	peak
5	11490.000	12.13	38.09	36.00	38.43	52.65	74.00	-21.35	peak
6	pp17235.000	16.18	43.08	36.18	24.98	48.06	68.20	-20.14	peak

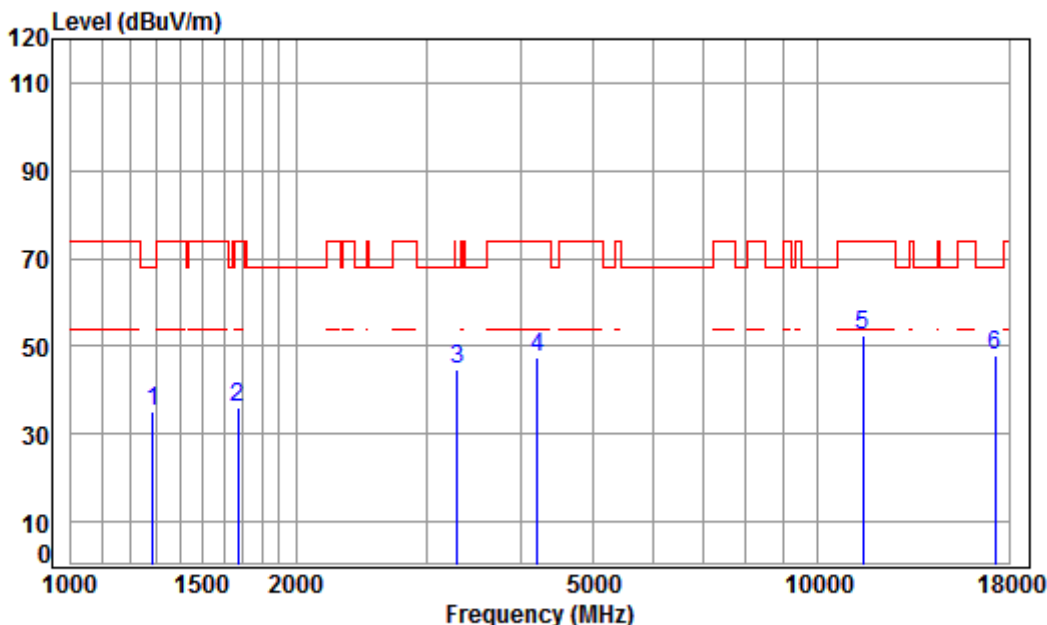


SGS-CSTC Standards Technical Services Co., Ltd.
Shenzhen Branch

Report No.: HKES171100325803

Page: 65 of 388

Mode:g; Polarization:Vertical; Modulation:a; bandwidth:20MHz; Channel:Low



Condition: 3m VERTICAL

Job No : 03258IT/03259IT

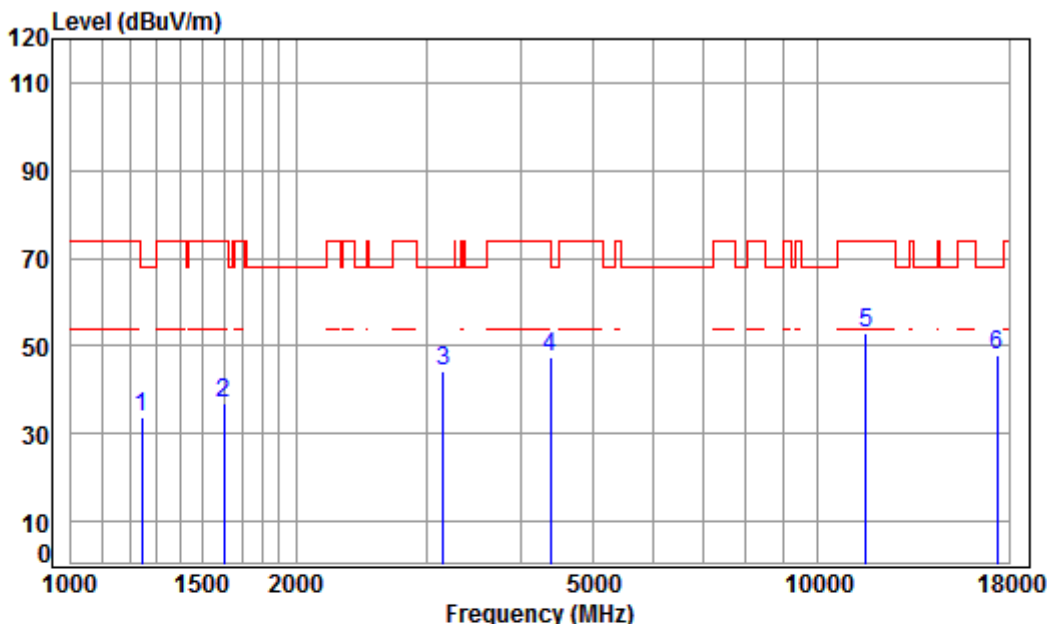
Mode : 5745 TX RSE

Note : 5G WIFI 11A

	Freq	Cable Loss	Ant Factor	Preamp Factor	Read Level	Level	Limit	Over Limit	Remark
	MHz	dB	dB/m	dB	dBuV	dBuV/m	dBuV/m	dB	
1	1285.904	4.75	24.89	38.06	43.46	35.04	68.20	-33.16	peak
2	1672.779	5.26	26.56	38.03	42.21	36.00	74.00	-38.00	peak
3	3289.821	6.27	31.84	37.93	44.53	44.71	68.20	-23.49	peak
4	4206.011	7.23	33.60	38.11	44.56	47.28	74.00	-26.72	peak
5	11490.000	12.13	38.09	36.00	38.25	52.47	74.00	-21.53	peak
6	pp17235.000	16.18	43.08	36.18	24.64	47.72	68.20	-20.48	peak



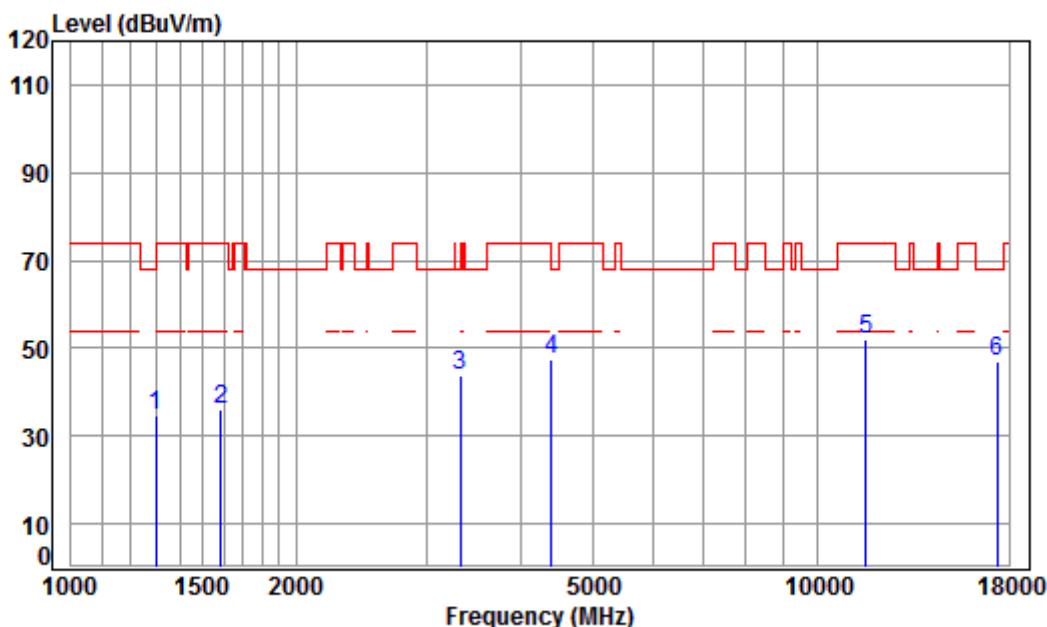
Mode:g; Polarization:Horizontal; Modulation:a; bandwidth:20MHz; Channel:middle



Condition: 3m HORIZONTAL
Job No : 03258IT/03259IT
Mode : 5785 TX RSE
Note : 5G WIFI 11A

	Freq	Cable Loss	Ant Factor	Preamp Factor	Read Level	Level	Limit	Over Limit	Remark
	MHz	dB	dB/m	dB	dBuV	dBuV/m	dBuV/m	dB	
1	1245.663	4.60	24.70	38.07	42.43	33.66	68.20	-34.54	peak
2	1601.804	5.35	26.26	38.03	43.24	36.82	74.00	-37.18	peak
3	3150.237	6.13	31.59	37.92	44.34	44.14	68.20	-24.06	peak
4	4379.699	7.43	33.60	38.20	44.83	47.66	74.00	-26.34	peak
5	11570.000	12.17	38.17	36.10	38.65	52.89	74.00	-21.11	peak
6	pp17355.000	15.92	43.23	36.12	25.00	48.03	68.20	-20.17	peak

Mode:g; Polarization:Vertical; Modulation:a; bandwidth:20MHz; Channel:middle



Condition: 3m VERTICAL

Job No : 03258IT/03259IT

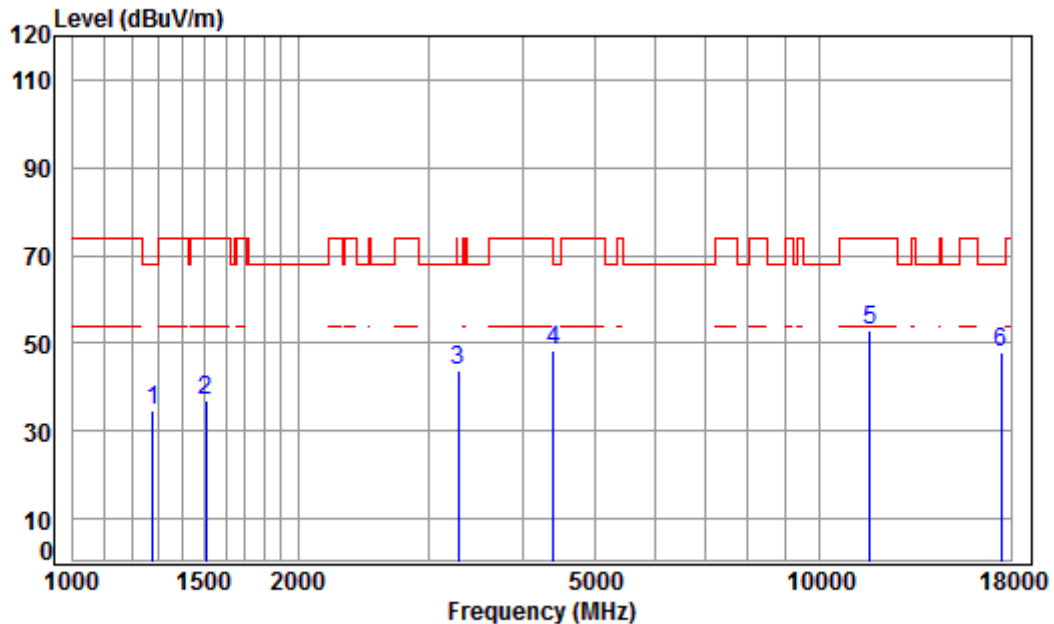
Mode : 5785 TX RSE

Note : 5G WIFI 11A

	Freq	Cable Loss	Ant Factor	Preamp Factor	Read Level	Level	Limit	Over	Remark
	MHz	dB	dB/m	dB	dBuV	dBuV/m	dBuV/m	dB	
1	1297.103	4.79	24.94	38.06	42.83	34.50	68.20	-33.70	peak
2	1587.975	5.37	26.20	38.03	42.47	36.01	74.00	-37.99	peak
3	3318.471	6.29	31.89	37.94	43.53	43.77	68.20	-24.43	peak
4	4392.376	7.44	33.60	38.21	44.60	47.43	74.00	-26.57	peak
5	11570.000	12.17	38.17	36.10	37.59	51.83	74.00	-22.17	peak
6	pp17355.000	15.92	43.23	36.12	24.16	47.19	68.20	-21.01	peak



Mode:g; Polarization:Horizontal; Modulation:a; bandwidth:20MHz; Channel:High



Condition: 3m HORIZONTAL

Job No : 03258IT/03259IT

Mode : 5825 TX RSE

Note : 5G WIFI 11A

	Freq	Cable Loss	Ant Factor	Preamp Factor	Read Level	Level	Limit	Over	Remark
	MHz	dB	dB/m	dB	dBuV	dBuV/m	dBuV/m	dB	
1	1278.492	4.72	24.85	38.06	42.94	34.45	68.20	-33.75	peak
2	1507.470	5.47	25.83	38.04	43.49	36.75	74.00	-37.25	peak
3	3280.326	6.26	31.82	37.93	43.59	43.74	68.20	-24.46	peak
4	4392.376	7.44	33.60	38.21	45.36	48.19	74.00	-25.81	peak
5	11650.000	12.20	38.25	36.19	38.56	52.82	74.00	-21.18	peak
6	pp17475.000	15.65	43.37	36.06	24.92	47.88	68.20	-20.32	peak

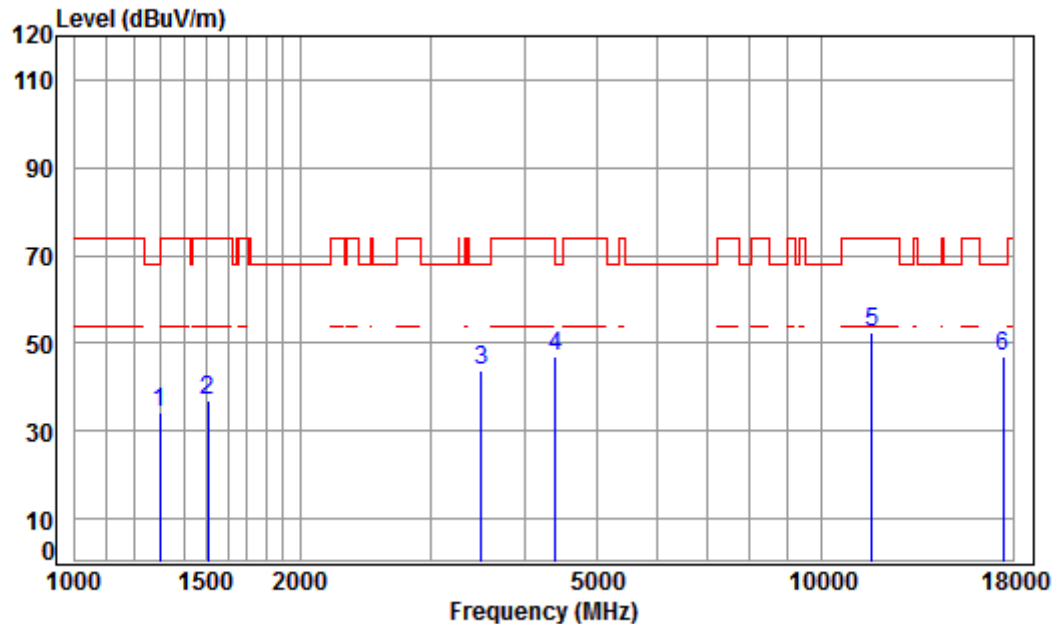


SGS-CSTC Standards Technical Services Co., Ltd.
Shenzhen Branch

Report No.: HKES171100325803

Page: 69 of 388

Mode:g; Polarization:Vertical; Modulation:a; bandwidth:20MHz; Channel:High



Condition: 3m VERTICAL

Job No : 03258IT/03259IT

Mode : 5825 TX RSE

Note : 5G WIFI 11A

	Freq	Cable Loss	Ant Factor	Preamp Factor	Read Level	Level	Limit	Over	Remark
	MHz	dB	dB/m	dB	dBuV	dBuV/m	dBuV/m	dB	
1	1300.858	4.80	24.96	38.06	42.67	34.37	74.00	-39.63	peak
2	1507.470	5.47	25.83	38.04	43.69	36.95	74.00	-37.05	peak
3	3495.691	6.46	32.19	37.95	43.18	43.88	68.20	-24.32	peak
4	4392.376	7.44	33.60	38.21	44.15	46.98	74.00	-27.02	peak
5	11650.000	12.20	38.25	36.19	38.41	52.67	74.00	-21.33	peak
6	pp17475.000	15.65	43.37	36.06	24.25	47.21	68.20	-20.99	peak

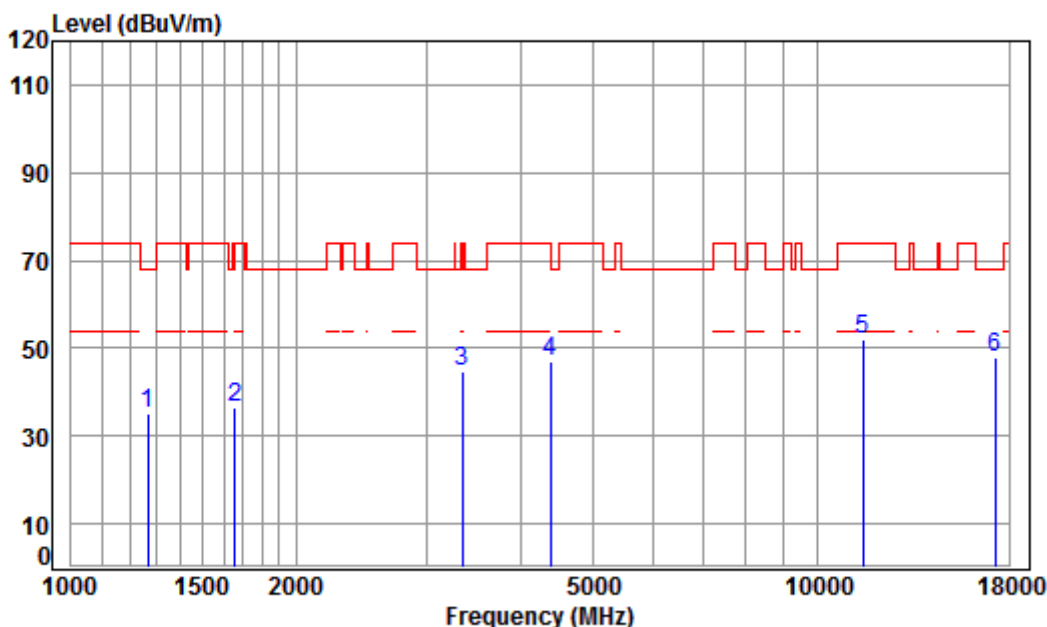


SGS-CSTC Standards Technical Services Co., Ltd.
Shenzhen Branch

Report No.: HKES171100325803

Page: 70 of 388

Mode:g; Polarization:Horizontal; Modulation:ac; bandwidth:20MHz; Channel:Low

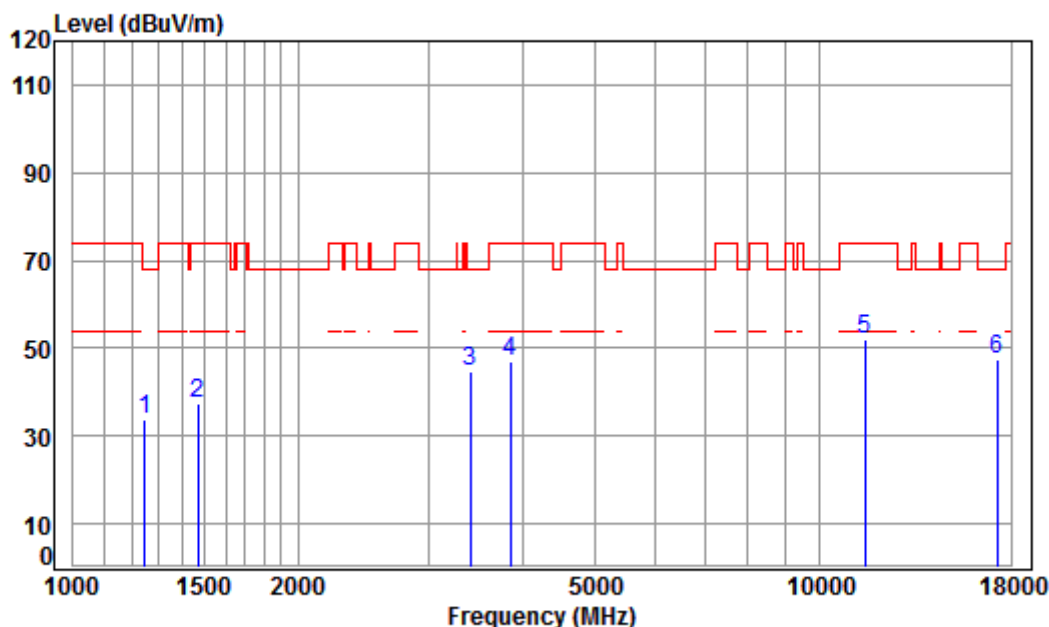


Condition: 3m HORIZONTAL
Job No : 03258IT/03259IT
Mode : 5745 TX RSE
Note : 5G WIFI 11AC20

	Freq	Cable Loss	Ant Factor	Preamp Factor	Read Level	Level	Limit	Over	Remark
	MHz	dB	dB/m	dB	dBuV	dBuV/m	dBuV/m	dB	
1	1267.454	4.68	24.80	38.07	43.52	34.93	68.20	-33.27	peak
2	1658.337	5.28	26.50	38.03	42.74	36.49	68.20	-31.71	peak
3	3337.710	6.31	31.92	37.94	44.37	44.66	74.00	-29.34	peak
4	4379.699	7.43	33.60	38.20	44.30	47.13	74.00	-26.87	peak
5	11490.000	12.13	38.09	36.00	37.75	51.97	74.00	-22.03	peak
6	pp17235.000	16.18	43.08	36.18	24.92	48.00	68.20	-20.20	peak



Mode:g; Polarization:Vertical; Modulation:ac; bandwidth:20MHz; Channel:Low



Condition: 3m VERTICAL

Job No : 03258IT/03259IT

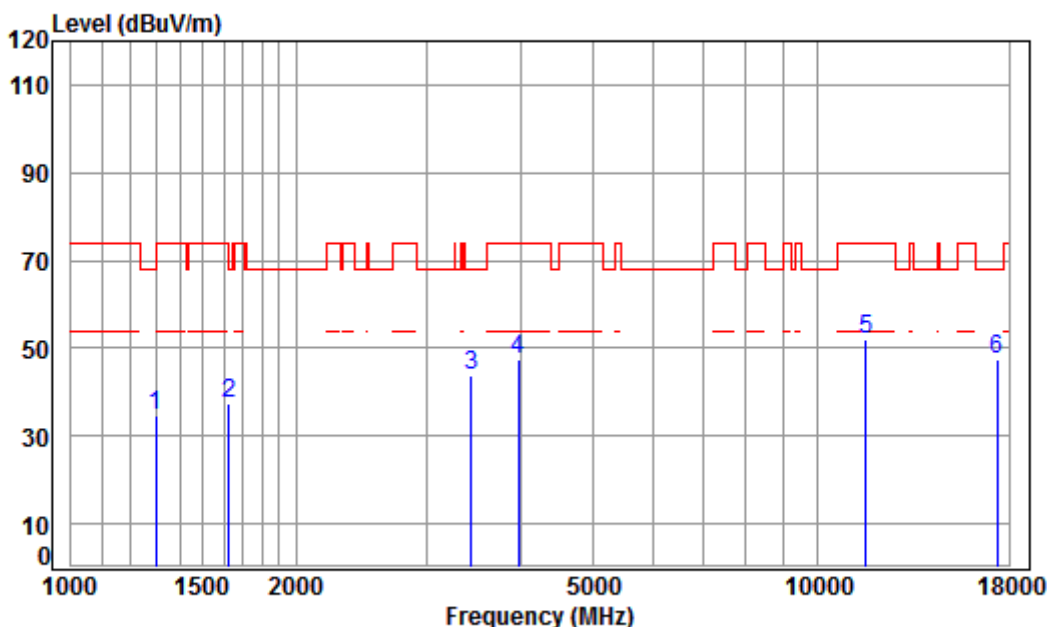
Mode : 5745 TX RSE

Note : 5G WIFI 11AC20

	Freq	Cable Loss	Ant Factor	Preamp Factor	Read Level	Level	Limit	Over	Remark
	MHz	dB	dB/m	dB	dBuV	dBuV/m	dBuV/m	dB	
1	1249.269	4.61	24.72	38.07	42.67	33.93	68.20	-34.27	peak
2	1468.761	5.38	25.68	38.04	44.20	37.22	74.00	-36.78	peak
3	3405.929	6.38	32.04	37.94	44.12	44.60	68.20	-23.60	peak
4	3845.537	6.83	33.19	37.99	45.03	47.06	74.00	-26.94	peak
5	11490.000	12.13	38.09	36.00	37.85	52.07	74.00	-21.93	peak
6	pp17235.000	16.18	43.08	36.18	24.47	47.55	68.20	-20.65	peak



Mode:g; Polarization:Horizontal; Modulation:ac; bandwidth:20MHz; Channel:middle



Condition: 3m HORIZONTAL

Job No : 03258IT/03259IT

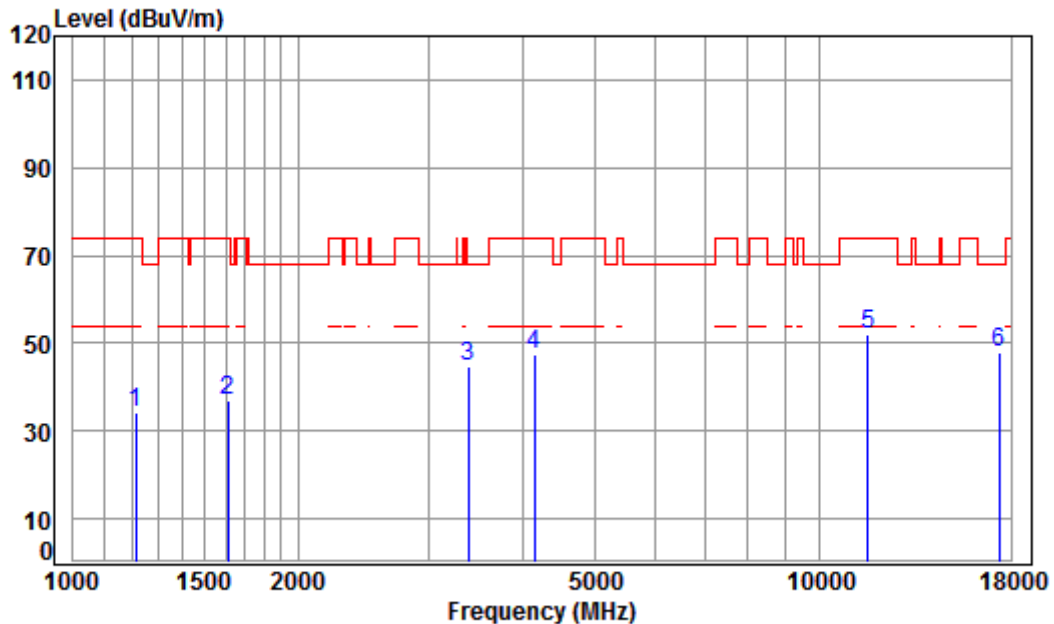
Mode : 5785 TX RSE

Note : 5G WIFI 11AC20

	Freq	Cable Loss	Ant Factor	Preamplifier Factor	Read Level	Level	Limit	Over Limit	Remark
	MHz	dB	dB/m	dB	dBuV	dBuV/m	dBuV/m	dB	
1	1300.858	4.80	24.96	38.06	42.82	34.52	74.00	-39.48	peak
2	1625.121	5.32	26.36	38.03	43.67	37.32	74.00	-36.68	peak
3	3435.590	6.40	32.09	37.95	43.22	43.76	68.20	-24.44	peak
4	3969.767	6.95	33.52	38.00	44.79	47.26	74.00	-26.74	peak
5	11570.000	12.17	38.17	36.10	37.58	51.82	74.00	-22.18	peak
6	17355.000	15.92	43.23	36.12	24.34	47.37	68.20	-20.83	peak



Mode:g; Polarization:Vertical; Modulation:ac; bandwidth:20MHz; Channel:middle



Condition: 3m VERTICAL

Job No : 03258IT/03259IT

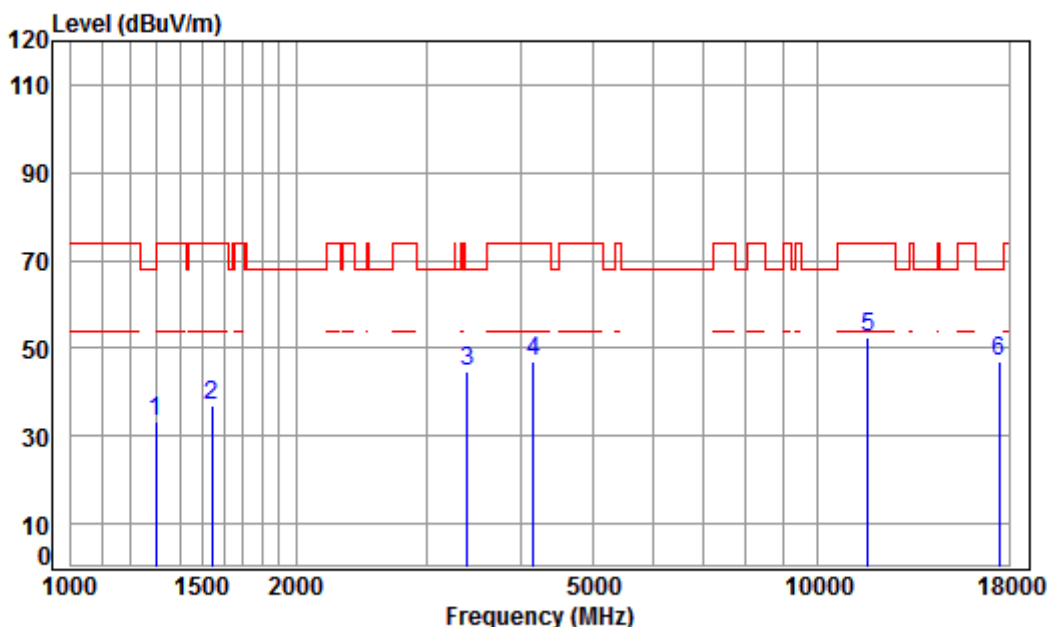
Mode : 5785 TX RSE

Note : 5G WIFI 11AC20

	Freq	Cable Loss	Ant Factor	Preamp Factor	Read Level	Level	Limit	Over	Remark
	MHz	dB	dB/m	dB	dBuV	dBuV/m	dBuV/m	dB	
1	1213.677	4.47	24.55	38.07	43.35	34.30	74.00	-39.70	peak
2	1611.091	5.34	26.30	38.03	43.30	36.91	74.00	-37.09	peak
3	3386.297	6.36	32.01	37.94	44.43	44.86	68.20	-23.34	peak
4	4145.664	7.16	33.60	38.08	44.57	47.25	74.00	-26.75	peak
5	11570.000	12.17	38.17	36.10	37.77	52.01	74.00	-21.99	peak
6	pp17355.000	15.92	43.23	36.12	24.88	47.91	68.20	-20.29	peak



Mode:g; Polarization:Horizontal; Modulation:ac; bandwidth:20MHz; Channel:High

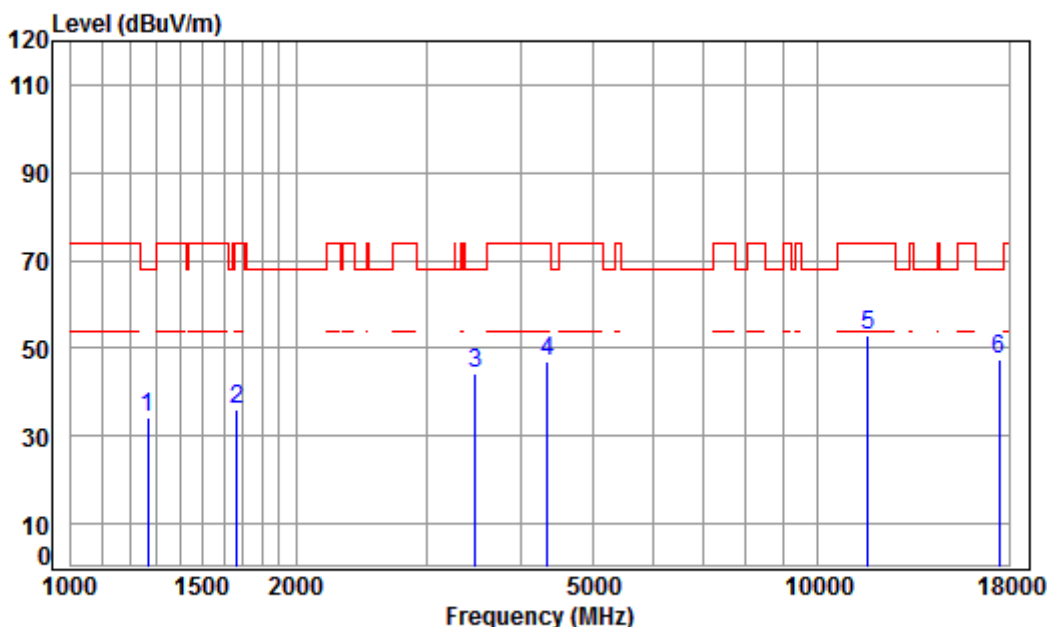


Condition: 3m HORIZONTAL
Job No : 03258IT/03259IT
Mode : 5825 TX RSE
Note : 5G WIFI 11AC20

	Freq	Cable Loss	Ant Factor	Preamp Factor	Read Level	Level	Limit	Over	Remark
	MHz	dB	dB/m	dB	dBuV	dBuV/m	dBuV/m	dB	
1	1300.858	4.80	24.96	38.06	41.78	33.48	74.00	-40.52	peak
2	1542.733	5.42	26.00	38.04	43.60	36.98	74.00	-37.02	peak
3	3396.098	6.37	32.02	37.94	44.36	44.81	68.20	-23.39	peak
4	4157.664	7.17	33.60	38.09	44.27	46.95	74.00	-27.05	peak
5	11650.000	12.20	38.25	36.19	38.43	52.69	74.00	-21.31	peak
6	pp17475.000	15.65	43.37	36.06	24.12	47.08	68.20	-21.12	peak



Mode:g; Polarization:Vertical; Modulation:ac; bandwidth:20MHz; Channel:High



Condition: 3m VERTICAL

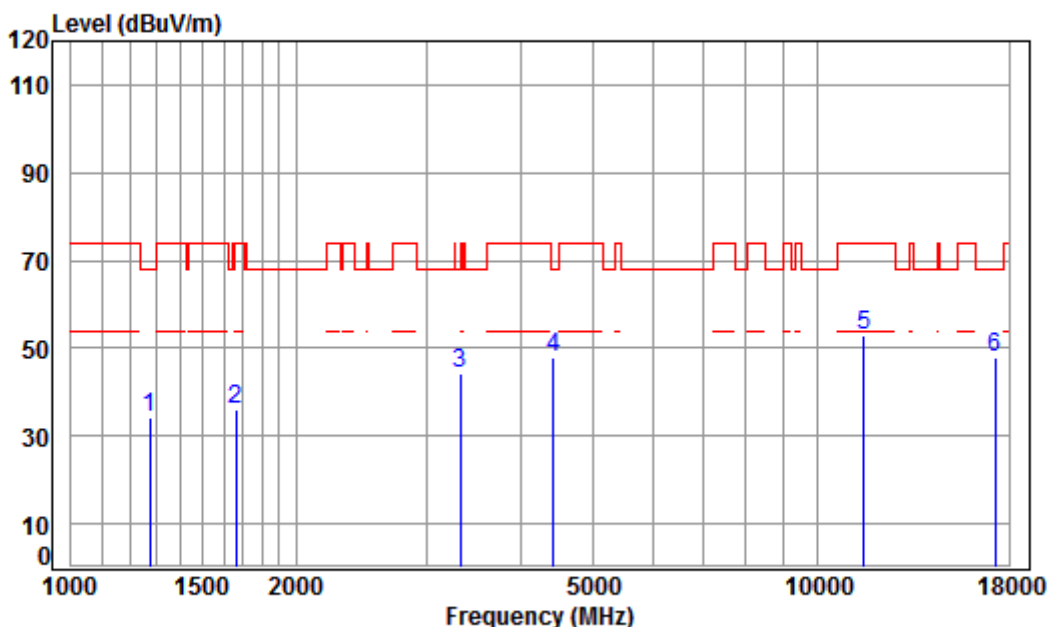
Job No : 03258IT/03259IT

Mode : 5825 TX RSE

Note : 5G WIFI 11AC20

	Freq	Cable Loss	Ant Factor	Preamp Factor	Read Level	Level	Limit	Over	Remark
	MHz	dB	dB/m	dB	dBuV	dBuV/m	dBuV/m	dB	
1	1267.454	4.68	24.80	38.07	42.83	34.24	68.20	-33.96	peak
2	1667.951	5.27	26.54	38.03	42.31	36.09	74.00	-37.91	peak
3	3475.541	6.44	32.16	37.95	43.65	44.30	68.20	-23.90	peak
4	4341.886	7.38	33.60	38.18	44.09	46.89	74.00	-27.11	peak
5	11650.000	12.20	38.25	36.19	38.80	53.06	74.00	-20.94	peak
6	pp17475.000	15.65	43.37	36.06	24.71	47.67	68.20	-20.53	peak

Mode:g; Polarization:Horizontal; Modulation:ac; bandwidth:40MHz; Channel:Low



Condition: 3m HORIZONTAL

Job No : 03258IT/03259IT

Mode : 5755 TX RSE

Note : 5G WIFI 11AC40

	Freq	Cable Loss	Ant Factor	Preamp Factor	Read Level	Level	Limit	Over	Remark
	MHz	dB	dB/m	dB	dBuV	dBuV/m	dBuV/m	dB	
1	1274.802	4.71	24.84	38.06	42.91	34.40	68.20	-33.80	peak
2	1663.137	5.27	26.52	38.03	42.37	36.13	74.00	-37.87	peak
3	3318.471	6.29	31.89	37.94	43.81	44.05	68.20	-24.15	peak
4 pp	4417.841	7.47	33.60	38.22	44.97	47.82	68.20	-20.38	peak
5	11510.000	12.14	38.11	36.03	38.71	52.93	74.00	-21.07	peak
6	17265.000	16.12	43.12	36.16	24.63	47.71	68.20	-20.49	peak

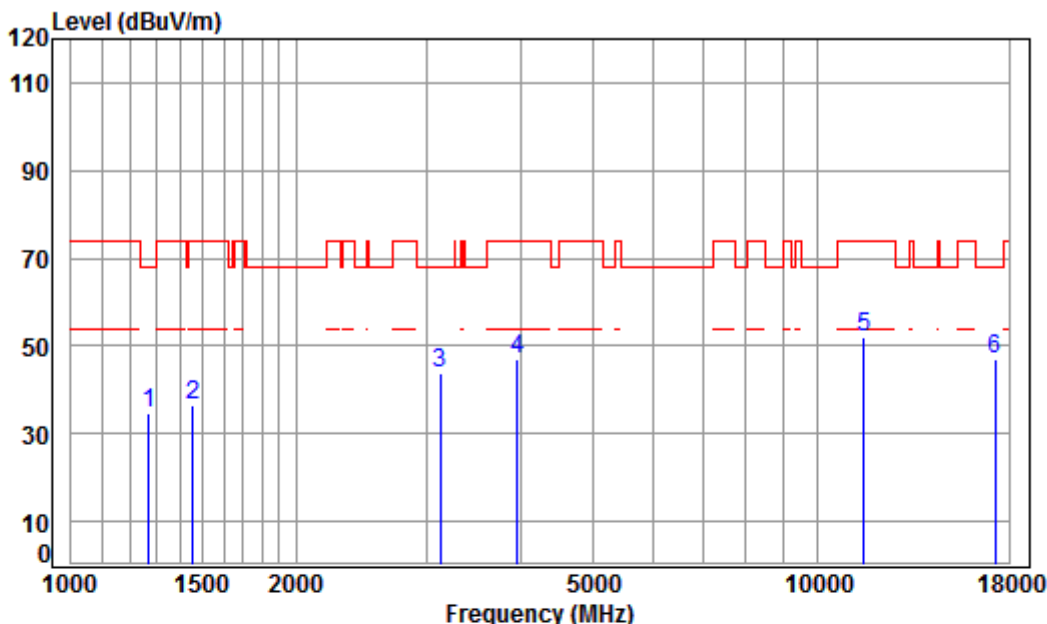


SGS-CSTC Standards Technical Services Co., Ltd.
Shenzhen Branch

Report No.: HKES171100325803

Page: 77 of 388

Mode:g; Polarization:Vertical; Modulation:ac; bandwidth:40MHz; Channel:Low



Condition: 3m VERTICAL

Job No : 03258IT/03259IT

Mode : 5755 TX RSE

Note : 5G WIFI 11AC40

	Freq	Cable Loss	Ant Factor	Preamp Factor	Read Level	Level	Limit	Over Limit	Remark
	MHz	dB	dB/m	dB	dBuV	dBuV/m	dBuV/m	dB	
1	1271.123	4.69	24.82	38.07	43.07	34.51	68.20	-33.69	peak
2	1456.081	5.34	25.62	38.05	43.53	36.44	74.00	-37.56	peak
3	3123.039	6.11	31.53	37.91	44.25	43.98	68.20	-24.22	peak
4	3958.309	6.94	33.49	38.00	44.43	46.86	74.00	-27.14	peak
5	11510.000	12.14	38.11	36.03	38.02	52.24	74.00	-21.76	peak
6	pp17265.000	16.12	43.12	36.16	24.06	47.14	68.20	-21.06	peak

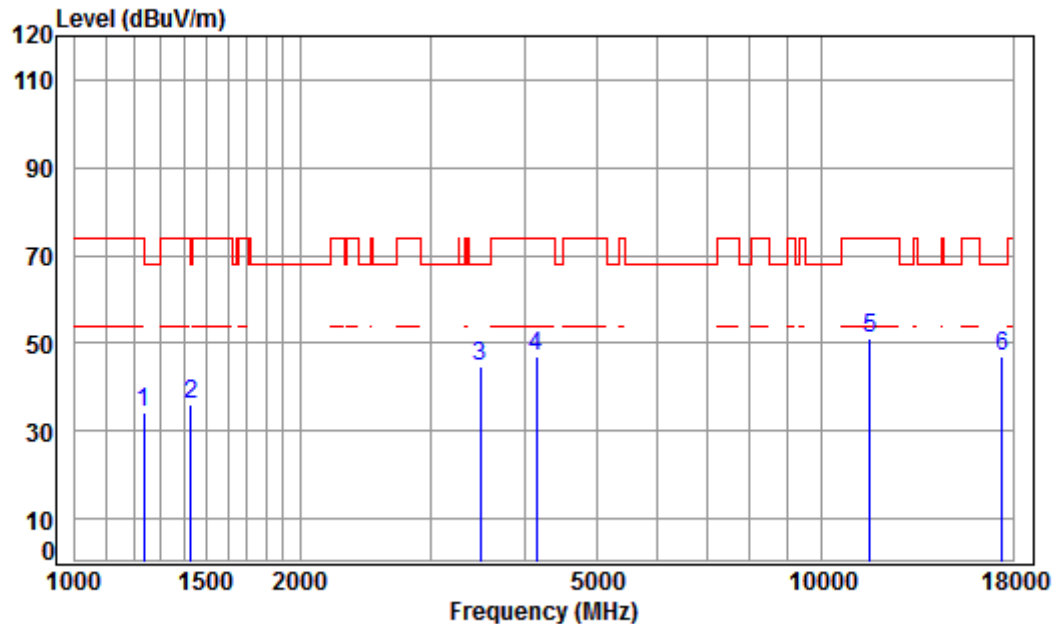


SGS-CSTC Standards Technical Services Co., Ltd.
Shenzhen Branch

Report No.: HKES171100325803

Page: 78 of 388

Mode:g; Polarization:Horizontal; Modulation:ac; bandwidth:40MHz; Channel:High

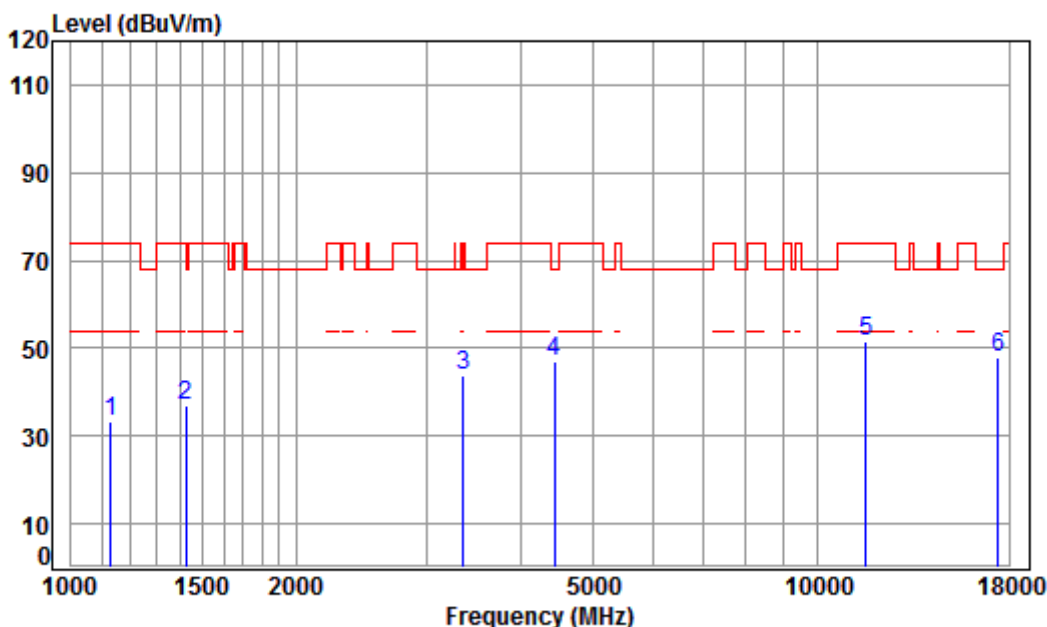


Condition: 3m HORIZONTAL
Job No : 03258IT/03259IT
Mode : 5795 TX RSE
Note : 5G WIFI 11AC40

	Freq	Cable Loss	Ant Factor	Preamp Factor	Read Level	Level	Limit	Over	Remark
	MHz	dB	dB/m	dB	dBuV	dBuV/m	dBuV/m	dB	
1	1234.909	4.55	24.65	38.07	42.96	34.09	74.00	-39.91	peak
2	1431.047	5.26	25.52	38.05	43.38	36.11	68.20	-32.09	peak
3	3485.601	6.45	32.18	37.95	43.86	44.54	68.20	-23.66	peak
4	4145.664	7.16	33.60	38.08	44.46	47.14	74.00	-26.86	peak
5	11590.000	12.17	38.19	36.12	36.66	50.90	74.00	-23.10	peak
6	17385.000	15.85	43.26	36.10	24.08	47.09	68.20	-21.11	peak



Mode:g; Polarization:Vertical; Modulation:ac; bandwidth:40MHz; Channel:High



Condition: 3m VERTICAL

Job No : 03258IT/03259IT

Mode : 5795 TX RSE

Note : 5G WIFI 11AC40

	Freq	Cable Loss	Ant Factor	Preamp Factor	Read Level	Level	Limit	Over	Remark
	MHz	dB	dB/m	dB	dBuV	dBuV/m	dBuV/m	dB	
1	1129.072	4.13	24.12	38.08	43.02	33.19	74.00	-40.81	peak
2	1426.916	5.24	25.50	38.05	44.19	36.88	74.00	-37.12	peak
3	3347.371	6.32	31.94	37.94	43.49	43.81	74.00	-30.19	peak
4	4443.453	7.50	33.60	38.24	44.18	47.04	68.20	-21.16	peak
5	11590.000	12.17	38.19	36.12	37.21	51.45	74.00	-22.55	peak
6	pp17385.000	15.85	43.26	36.10	24.69	47.70	68.20	-20.50	peak

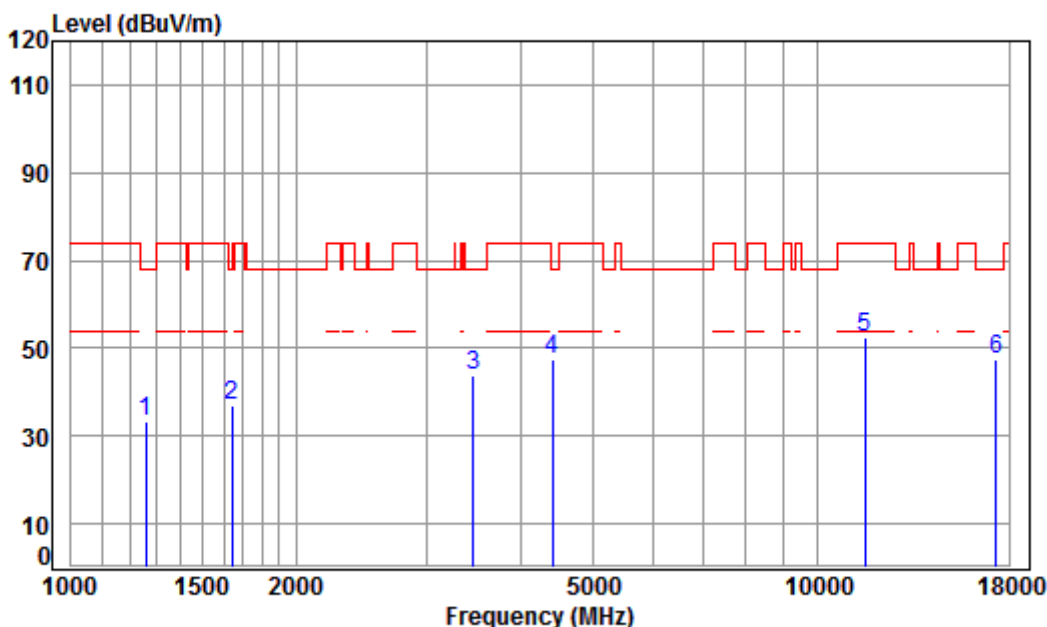


SGS-CSTC Standards Technical Services Co., Ltd.
Shenzhen Branch

Report No.: HKES171100325803

Page: 80 of 388

Mode:g; Polarization:Horizontal; Modulation:ac; bandwidth:80MHz; Channel:Low

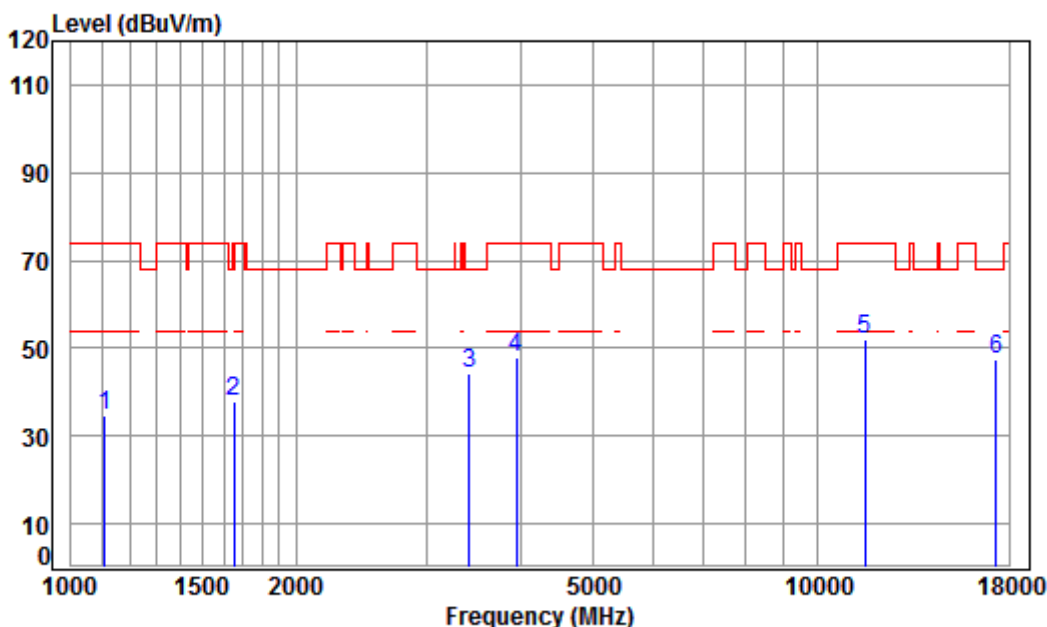


Condition: 3m HORIZONTAL
Job No : 03258IT/03259IT
Mode : 5775 TX RSE
Note : 5G WIFI 11AC80

	Freq	Cable Loss	Ant Factor	Preamplifier Factor	Read Level	Level	Limit	Over Limit	Remark
	MHz	dB	dB/m	dB	dBuV	dBuV/m	dBuV/m	dB	
1	1260.149	4.65	24.77	38.07	42.13	33.48	68.20	-34.72	peak
2	1644.019	5.30	26.44	38.03	43.02	36.73	68.20	-31.47	peak
3	3455.508	6.42	32.13	37.95	43.42	44.02	68.20	-24.18	peak
4	4405.090	7.46	33.60	38.22	44.41	47.25	68.20	-20.95	peak
5	11550.000	12.16	38.15	36.07	38.07	52.31	74.00	-21.69	peak
6	17325.000	15.98	43.19	36.13	24.54	47.58	68.20	-20.62	peak



Mode:g; Polarization:Vertical; Modulation:ac; bandwidth:80MHz; Channel:Low



Condition: 3m VERTICAL

Job No : 03258IT/03259IT

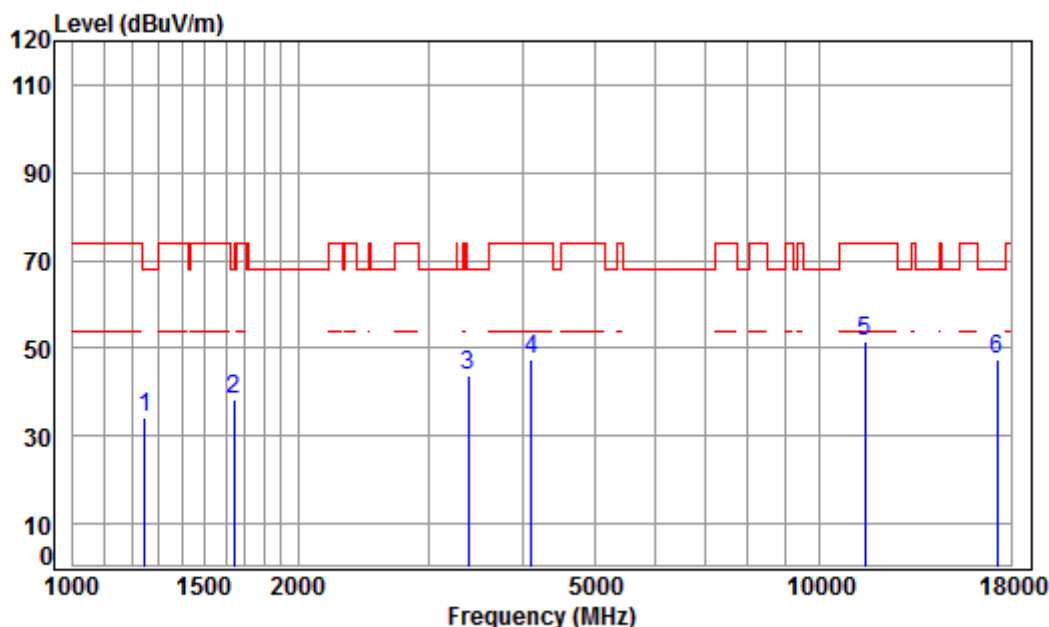
Mode : 5775 TX RSE

Note : 5G WIFI 11AC80

	Freq	Cable Loss	Ant Factor	Preamplifier Factor	Read Level	Level	Limit	Over Limit	Remark
	MHz	dB	dB/m	dB	dBuV	dBuV/m	dBuV/m	dB	
1	1109.660	4.05	24.02	38.08	44.71	34.70	74.00	-39.30	peak
2	1653.550	5.28	26.48	38.03	43.96	37.69	68.20	-30.51	peak
3	3415.787	6.38	32.06	37.95	43.69	44.18	68.20	-24.02	peak
4	3946.885	6.93	33.46	38.00	45.57	47.96	74.00	-26.04	peak
5	11550.000	12.16	38.15	36.07	37.81	52.05	74.00	-21.95	peak
6	17325.000	15.98	43.19	36.13	24.60	47.64	68.20	-20.56	peak



Mode:g; Polarization:Horizontal; Modulation:n; bandwidth:20MHz; Channel:Low



Condition: 3m HORIZONTAL
Job No : 03258IT/03259IT
Mode : 5745 TX RSE
Note : 5G WIFI 11N20

	Freq	Cable Loss	Ant Factor	Preamp Factor	Read Level	Level	Limit	Over	Remark
	MHz	dB	dB/m	dB	dBuV	dBuV/m	dBuV/m	dB	
1	1249.269	4.61	24.72	38.07	42.82	34.08	68.20	-34.12	peak
2	1644.019	5.30	26.44	38.03	44.67	38.38	68.20	-29.82	peak
3	3386.297	6.36	32.01	37.94	43.30	43.73	68.20	-24.47	peak
4	4109.872	7.11	33.60	38.06	44.80	47.45	74.00	-26.55	peak
5	11490.000	12.13	38.09	36.00	37.37	51.59	74.00	-22.41	peak
6	pp17235.000	16.18	43.08	36.18	24.50	47.58	68.20	-20.62	peak

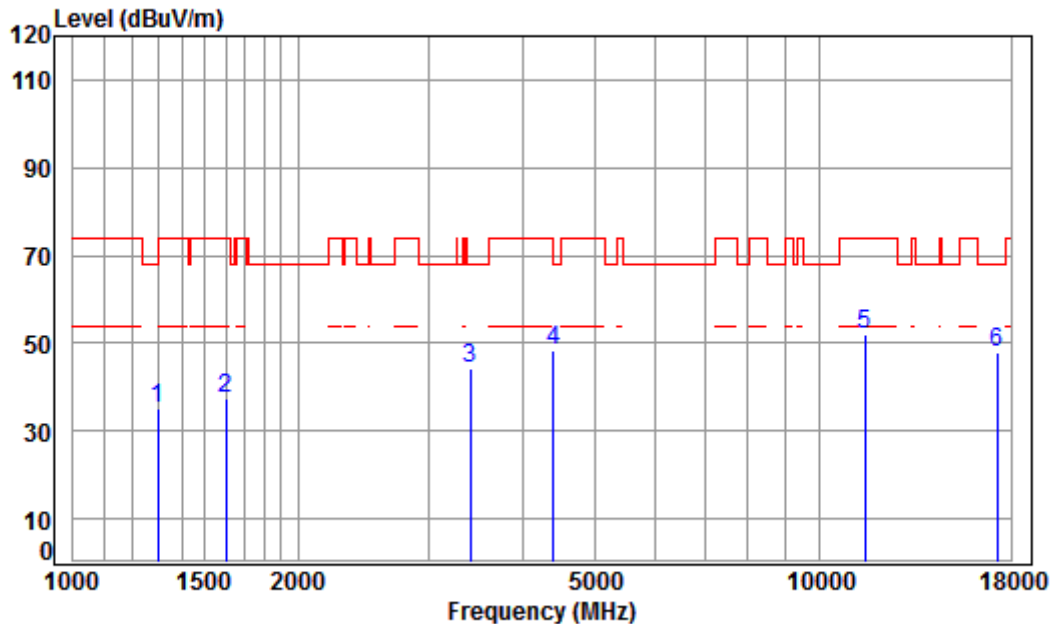


SGS-CSTC Standards Technical Services Co., Ltd.
Shenzhen Branch

Report No.: HKES171100325803

Page: 83 of 388

Mode:g; Polarization:Vertical; Modulation:n; bandwidth:20MHz; Channel:Low



Condition: 3m VERTICAL

Job No : 03258IT/03259IT

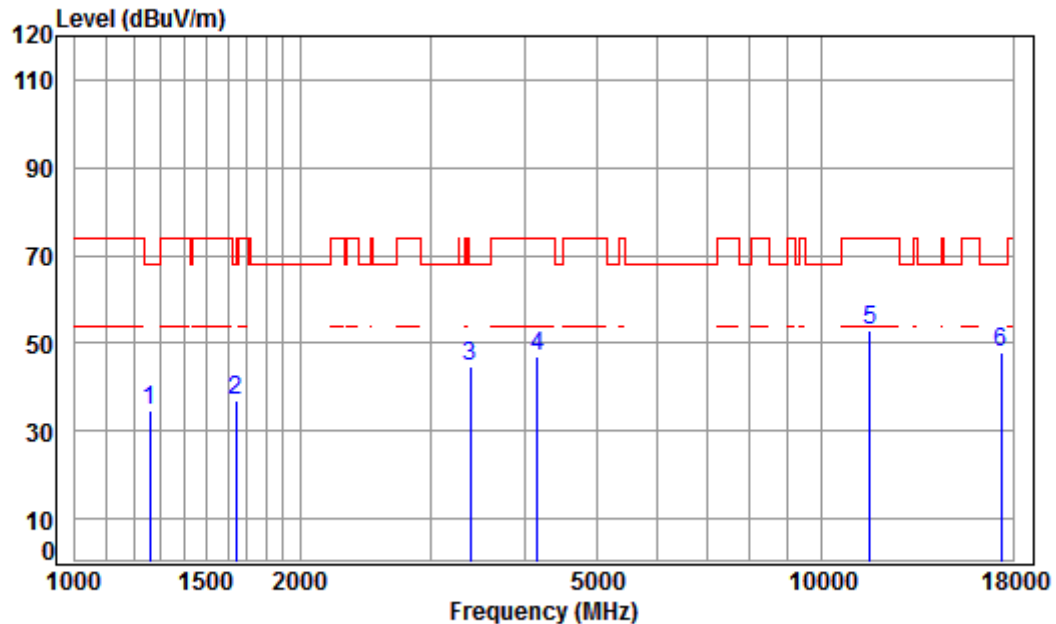
Mode : 5745 TX RSE

Note : 5G WIFI 11N20

	Freq	Cable Loss	Ant Factor	Preamp Factor	Read Level	Level	Limit	Over	Remark
	MHz	dB	dB/m	dB	dBuV	dBuV/m	dBuV/m	dB	
1	1300.858	4.80	24.96	38.06	43.52	35.22	74.00	-38.78	peak
2	1601.804	5.35	26.26	38.03	44.03	37.61	74.00	-36.39	peak
3	3405.929	6.38	32.04	37.94	43.74	44.22	68.20	-23.98	peak
4	4392.376	7.44	33.60	38.21	45.63	48.46	74.00	-25.54	peak
5	11490.000	12.13	38.09	36.00	38.01	52.23	74.00	-21.77	peak
6	pp17235.000	16.18	43.08	36.18	24.98	48.06	68.20	-20.14	peak



Mode:g; Polarization:Horizontal; Modulation:n; bandwidth:20MHz; Channel:middle



Condition: 3m HORIZONTAL
Job No : 03258IT/03259IT
Mode : 5785 TX RSE
Note : 5G WIFI 11N20

	Freq	Cable Loss	Ant Factor	Preamp Factor	Read Level	Level	Limit	Over	Remark
	MHz	dB	dB/m	dB	dBuV	dBuV/m	dBuV/m	dB	
1	1260.149	4.65	24.77	38.07	43.49	34.84	68.20	-33.36	peak
2	1644.019	5.30	26.44	38.03	43.07	36.78	68.20	-31.42	peak
3	3386.297	6.36	32.01	37.94	44.15	44.58	68.20	-23.62	peak
4	4157.664	7.17	33.60	38.09	44.43	47.11	74.00	-26.89	peak
5	11570.000	12.17	38.17	36.10	38.57	52.81	74.00	-21.19	peak
6	pp17355.000	15.92	43.23	36.12	24.76	47.79	68.20	-20.41	peak

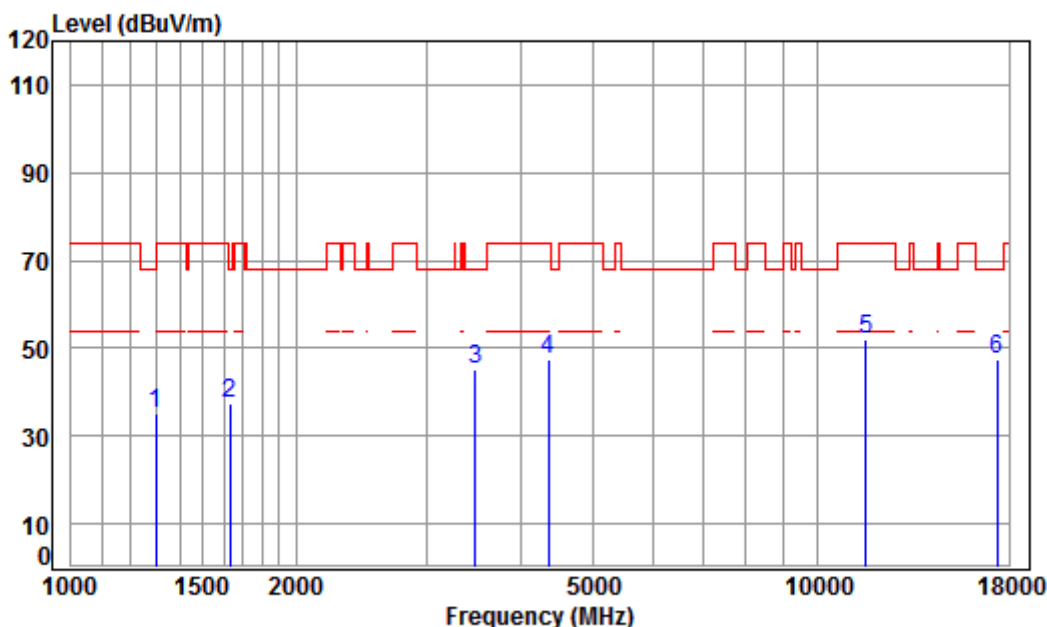


SGS-CSTC Standards Technical Services Co., Ltd.
Shenzhen Branch

Report No.: HKES171100325803

Page: 85 of 388

Mode:g; Polarization:Vertical; Modulation:n; bandwidth:20MHz; Channel:middle



Condition: 3m VERTICAL

Job No : 03258IT/03259IT

Mode : 5785 TX RSE

Note : 5G WIFI 11N20

	Freq	Cable Loss	Ant Factor	Preamp Factor	Read Level	Level	Limit	Over	Remark
	MHz	dB	dB/m	dB	dBuV	dBuV/m	dBuV/m	dB	
1	1300.858	4.80	24.96	38.06	43.35	35.05	74.00	-38.95	peak
2	1634.543	5.31	26.40	38.03	43.53	37.21	68.20	-30.99	peak
3	3475.541	6.44	32.16	37.95	44.64	45.29	68.20	-22.91	peak
4	4354.454	7.40	33.60	38.19	44.43	47.24	74.00	-26.76	peak
5	11570.000	12.17	38.17	36.10	37.78	52.02	74.00	-21.98	peak
6	pp17355.000	15.92	43.23	36.12	24.30	47.33	68.20	-20.87	peak

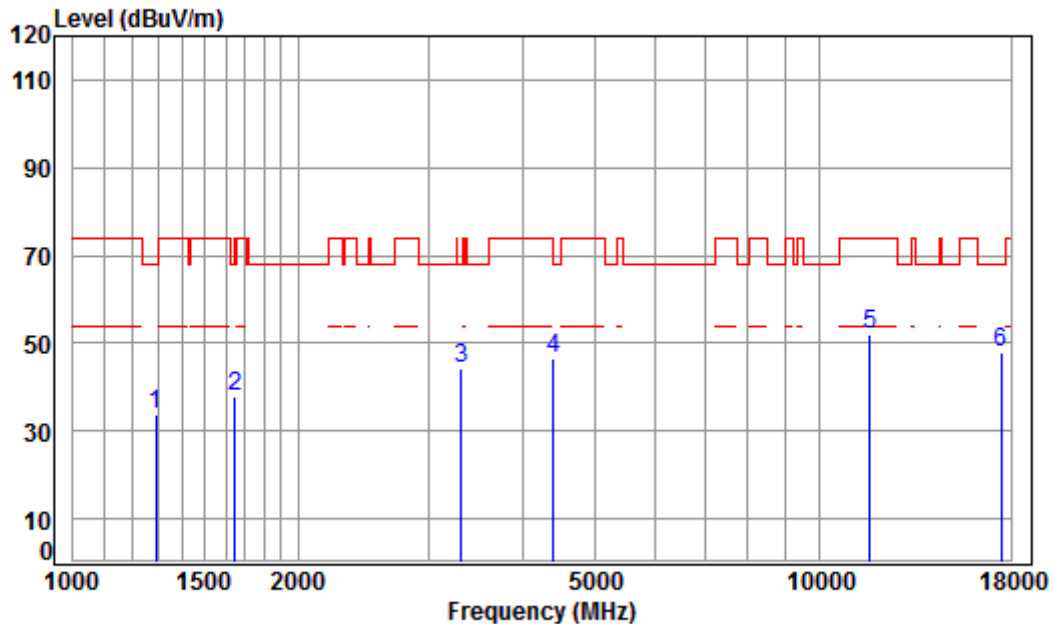


SGS-CSTC Standards Technical Services Co., Ltd.
Shenzhen Branch

Report No.: HKES171100325803

Page: 86 of 388

Mode:g; Polarization:Horizontal; Modulation:n; bandwidth:20MHz; Channel:High



Condition: 3m HORIZONTAL

Job No : 03258IT/03259IT

Mode : 5825 TX RSE

Note : 5G WIFI 11N20

	Freq	Cable Loss	Ant Factor	Preamp Factor	Read Level	Level	Limit	Over	Remark
	MHz	dB	dB/m	dB	dBuV	dBuV/m	dBuV/m	dB	
1	1289.627	4.76	24.91	38.06	42.13	33.74	68.20	-34.46	peak
2	1648.778	5.29	26.46	38.03	44.00	37.72	68.20	-30.48	peak
3	3308.894	6.29	31.87	37.93	43.93	44.16	68.20	-24.04	peak
4	4392.376	7.44	33.60	38.21	43.81	46.64	74.00	-27.36	peak
5	11650.000	12.20	38.25	36.19	37.92	52.18	74.00	-21.82	peak
6	pp17475.000	15.65	43.37	36.06	25.10	48.06	68.20	-20.14	peak

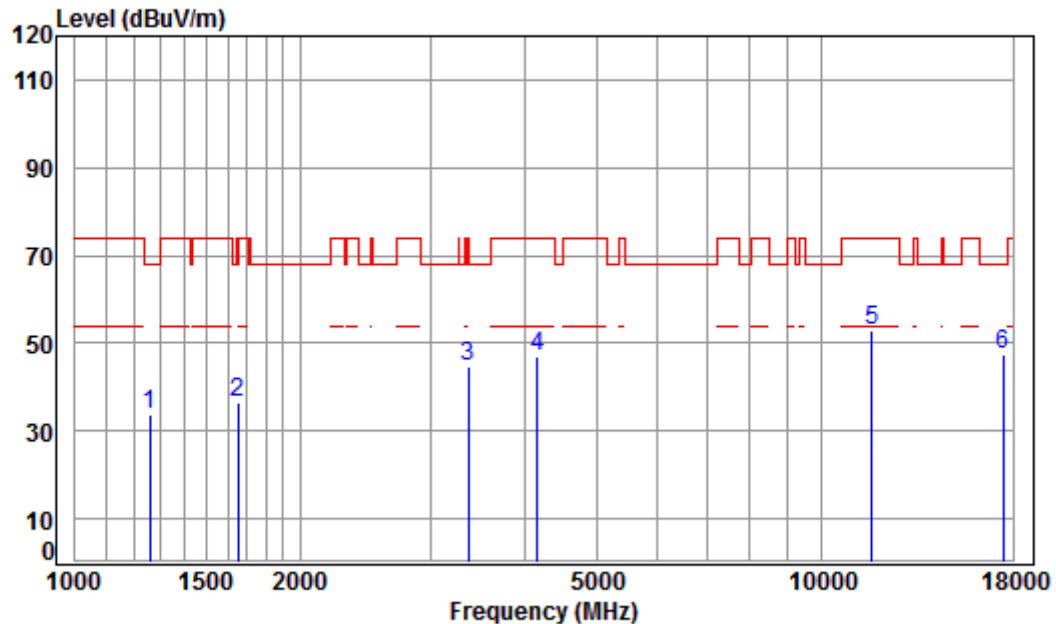


SGS-CSTC Standards Technical Services Co., Ltd.
Shenzhen Branch

Report No.: HKES171100325803

Page: 87 of 388

Mode:g; Polarization:Vertical; Modulation:n; bandwidth:20MHz; Channel:High



Condition: 3m VERTICAL

Job No : 03258IT/03259IT

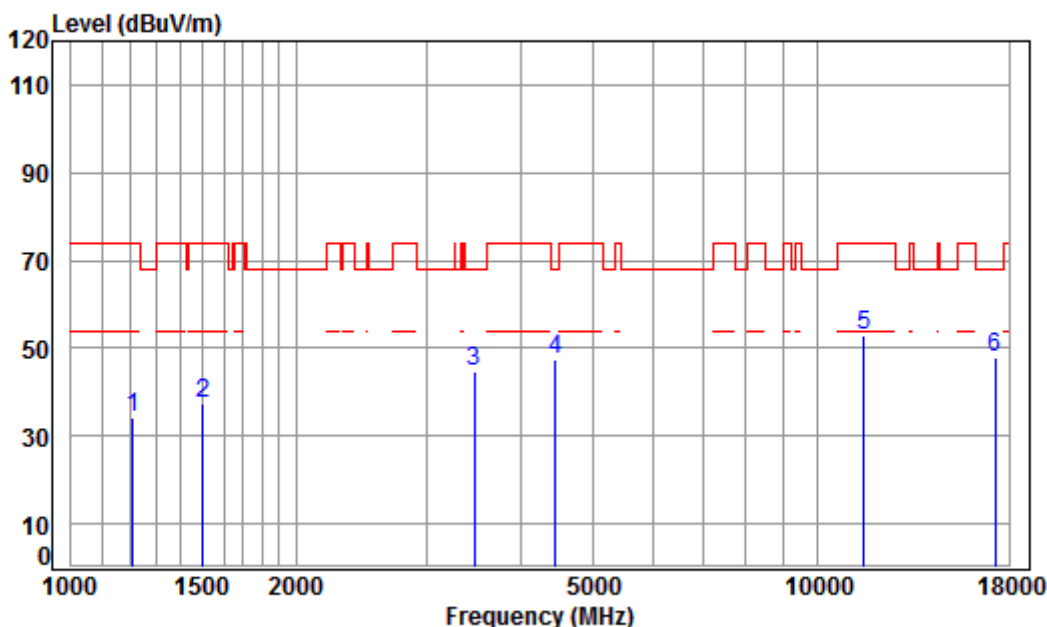
Mode : 5825 TX RSE

Note : 5G WIFI 11N20

	Freq	Cable Loss	Ant Factor	Preamp Factor	Read Level	Level	Limit	Over	Remark
	MHz	dB	dB/m	dB	dBuV	dBuV/m	dBuV/m	dB	
1	1260.149	4.65	24.77	38.07	42.57	33.92	68.20	-34.28	peak
2	1653.550	5.28	26.48	38.03	42.55	36.28	68.20	-31.92	peak
3	3357.061	6.33	31.96	37.94	44.18	44.53	74.00	-29.47	peak
4	4157.664	7.17	33.60	38.09	44.50	47.18	74.00	-26.82	peak
5	11650.000	12.20	38.25	36.19	38.61	52.87	74.00	-21.13	peak
6	pp17475.000	15.65	43.37	36.06	24.66	47.62	68.20	-20.58	peak



Mode:g; Polarization:Horizontal; Modulation:n; bandwidth:40MHz; Channel:Low

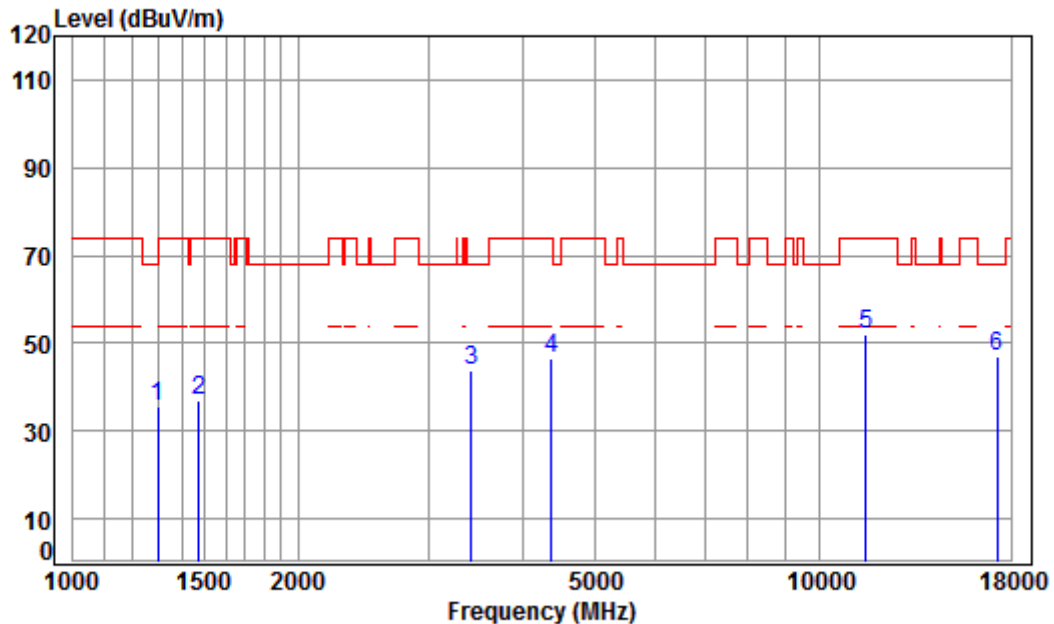


Condition: 3m HORIZONTAL
Job No : 03258IT/03259IT
Mode : 5755 TX RSE
Note : 5G WIFI 11N40

	Freq	Cable Loss	Ant Factor	Preamp Factor	Read Level	Level	Limit	Over	Remark
	MHz	dB	dB/m	dB	dBuV	dBuV/m	dBuV/m	dB	
1	1210.174	4.46	24.53	38.07	43.08	34.00	74.00	-40.00	peak
2	1503.119	5.48	25.81	38.04	44.38	37.63	74.00	-36.37	peak
3	3465.510	6.43	32.14	37.95	43.99	44.61	68.20	-23.59	peak
4	4456.315	7.51	33.60	38.24	44.49	47.36	68.20	-20.84	peak
5	11510.000	12.14	38.11	36.03	38.75	52.97	74.00	-21.03	peak
6	pp17265.000	16.12	43.12	36.16	24.83	47.91	68.20	-20.29	peak



Mode:g; Polarization:Vertical; Modulation:n; bandwidth:40MHz; Channel:Low



Condition: 3m VERTICAL

Job No : 03258IT/03259IT

Mode : 5755 TX RSE

Note : 5G WIFI 11N40

	Freq	Cable Loss	Ant Factor	Preamp Factor	Read Level	Level	Limit	Over	Remark
	MHz	dB	dB/m	dB	dBuV	dBuV/m	dBuV/m	dB	
1	1297.103	4.79	24.94	38.06	43.90	35.57	68.20	-32.63	peak
2	1473.013	5.39	25.69	38.04	43.83	36.87	74.00	-37.13	peak
3	3415.787	6.38	32.06	37.95	43.45	43.94	68.20	-24.26	peak
4	4367.058	7.41	33.60	38.20	43.73	46.54	74.00	-27.46	peak
5	11510.000	12.14	38.11	36.03	37.84	52.06	74.00	-21.94	peak
6	pp17265.000	16.12	43.12	36.16	24.06	47.14	68.20	-21.06	peak

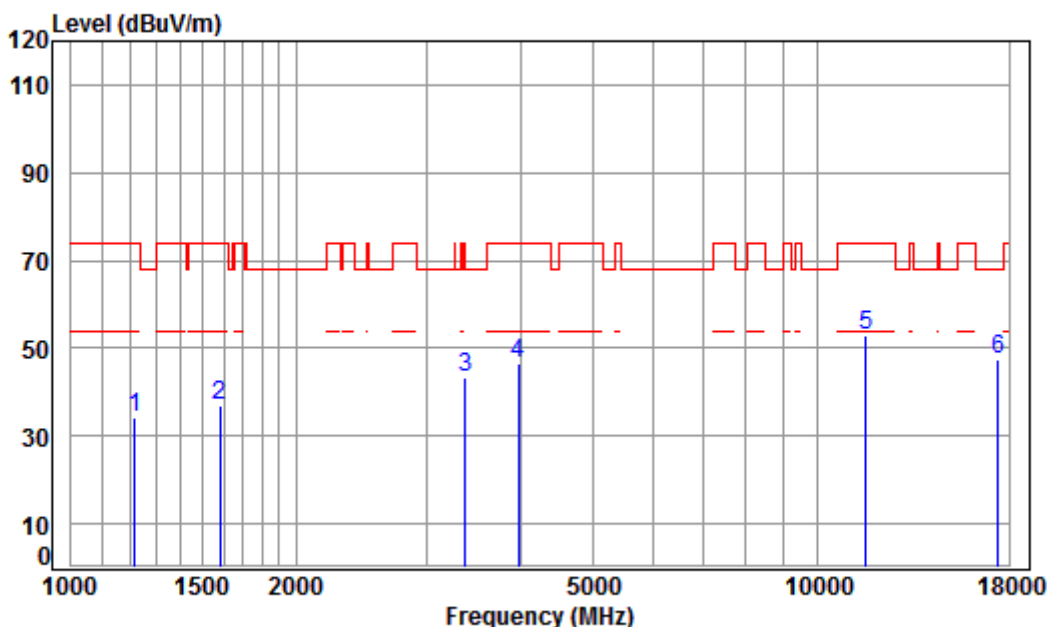


SGS-CSTC Standards Technical Services Co., Ltd.
Shenzhen Branch

Report No.: HKES171100325803

Page: 90 of 388

Mode:g; Polarization:Horizontal; Modulation:n; bandwidth:40MHz; Channel:High



Condition: 3m HORIZONTAL

Job No : 03258IT/03259IT

Mode : 5795 TX RSE

Note : 5G WIFI 11N40

	Freq	Cable Loss	Ant Factor	Preamplifier Factor	Read Level	Level	Limit	Over Limit	Remark
	MHz	dB	dB/m	dB	dBuV	dBuV/m	dBuV/m	dB	
1	1217.190	4.49	24.56	38.07	43.18	34.16	74.00	-39.84	peak
2	1583.392	5.37	26.18	38.03	43.60	37.12	74.00	-36.88	peak
3	3366.778	6.34	31.97	37.94	43.09	43.46	68.20	-24.74	peak
4	3969.767	6.95	33.52	38.00	44.11	46.58	74.00	-27.42	peak
5	11590.000	12.17	38.19	36.12	38.47	52.71	74.00	-21.29	peak
6	17385.000	15.85	43.26	36.10	24.43	47.44	68.20	-20.76	peak

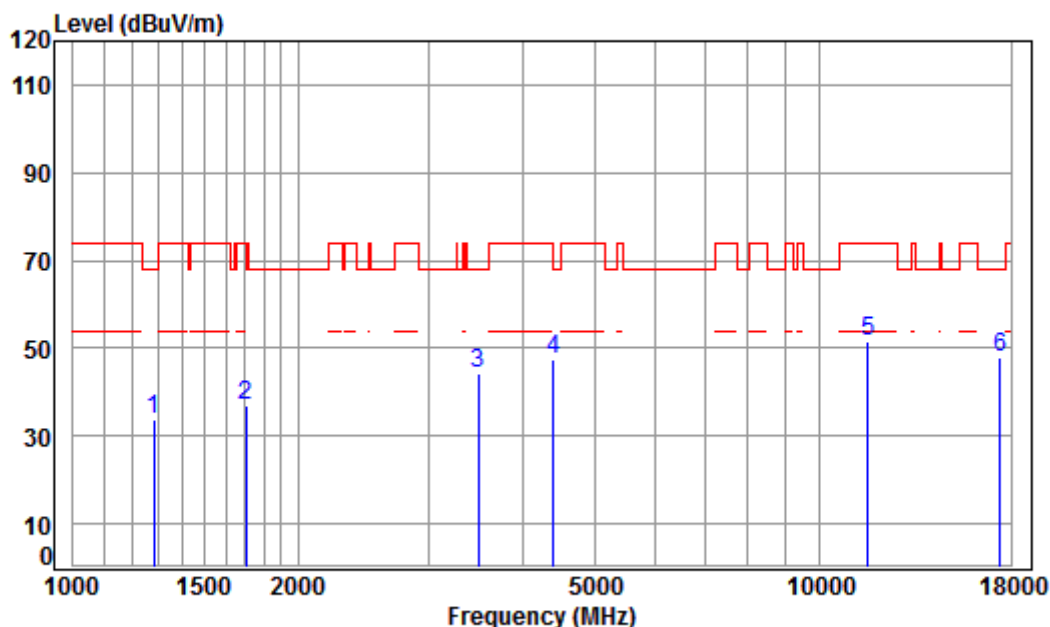


SGS-CSTC Standards Technical Services Co., Ltd.
Shenzhen Branch

Report No.: HKES171100325803

Page: 91 of 388

Mode:g; Polarization:Vertical; Modulation:n; bandwidth:40MHz; Channel:High



Condition: 3m VERTICAL
Job No : 03258IT/03259IT
Mode : 5795 TX RSE
Note : 5G WIFI 11N40

	Freq	Cable	Ant	Preamp	Read	Limit	Over	
		Loss	Factor	Factor	Level	Level	Limit	Remark
	MHz	dB	dB/m	dB	dBuV	dBuV/m	dBuV/m	dB
1	1282.193	4.73	24.87	38.06	42.03	33.57	68.20	-34.63 peak
2	1702.042	5.23	26.68	38.02	43.01	36.90	74.00	-37.10 peak
3	3485.601	6.45	32.18	37.95	43.59	44.27	68.20	-23.93 peak
4	4392.376	7.44	33.60	38.21	44.41	47.24	74.00	-26.76 peak
5	11590.000	12.17	38.19	36.12	37.28	51.52	74.00	-22.48 peak
6	pp17385.000	15.85	43.26	36.10	24.68	47.69	68.20	-20.51 peak



Remark:

1) The field strength is calculated by adding the Antenna Factor, Cable Factor & Preamplifier. The basic equation with a sample calculation is as follows:

Final Test Level = Receiver Reading + Antenna Factor + Cable Factor – Preamplifier Factor

2) Scan from 9kHz to 25GHz, the disturbance above 18GHz and below 30MHz was very low, and the above harmonics were the highest point could be found when testing, so only the above harmonics had been displayed. The amplitude of spurious emissions from the radiator which are attenuated more than 20dB below the limit need not be reported.

3) As shown in this section, for frequencies above 1GHz, the field strength limits are based on average limits. However, the peak field strength of any emission shall not exceed the maximum permitted average limits specified above by more than 20 dB under any condition of modulation. So, only the peak measurements were shown in the report.



7.8 Radiated Emissions which fall in the restricted bands

Test Requirement 47 CFR Part 15, Subpart C 15.209 & 15.407(b)

Test Method: KDB 789033 D02 II G

Measurement Distance: 3m

Limit:

Frequency(MHz)	Field strength(microvolts/meter)	Measurement distance(meters)
0.009-0.490	2400/F(kHz)	300
0.490-1.705	24000/F(kHz)	30
1.705-30.0	30	30
30-88	100	3
88-216	150	3
216-960	200	3
Above 960	500	3

Remark: The emission limits shown in the above table are based on measurements employing a CISPR quasi-peak detector except for the frequency bands 9-90kHz, 110-490kHz and above 1000 MHz. Radiated emission limits in these three bands are based on measurements employing an average detector, the peak field strength of any emission shall not exceed the maximum permitted average limits specified above by more than 20 dB under any condition of modulation.



7.8.1 E.U.T. Operation

Operating Environment:

Temperature: 21 °C Humidity: 63.2 % RH Atmospheric Pressure: 1025 mbar

Pretest these modes to find the worst case: f:Charge + TX mode (Band 1)_Keep the EUT in charging and continuously transmitting mode with all modulation types. All data rates for each modulation type have been tested and found the data rate @ 6Mbps is the worst case of IEEE 802.11a; data rate @ MCS0 is the worst case of IEEE 802.11n(HT20); data rate @ MCS0 is the worst case of IEEE 802.11n(HT40); data rate @ MCS0 is the worst case of IEEE 802.11ac(VHT20); data rate @ MCS0 is the worst case of IEEE 802.11ac(VHT40); data rate @ MCS0 is the worst case of IEEE 802.11ac(VHT80). Only the data of worst case is recorded in the report.

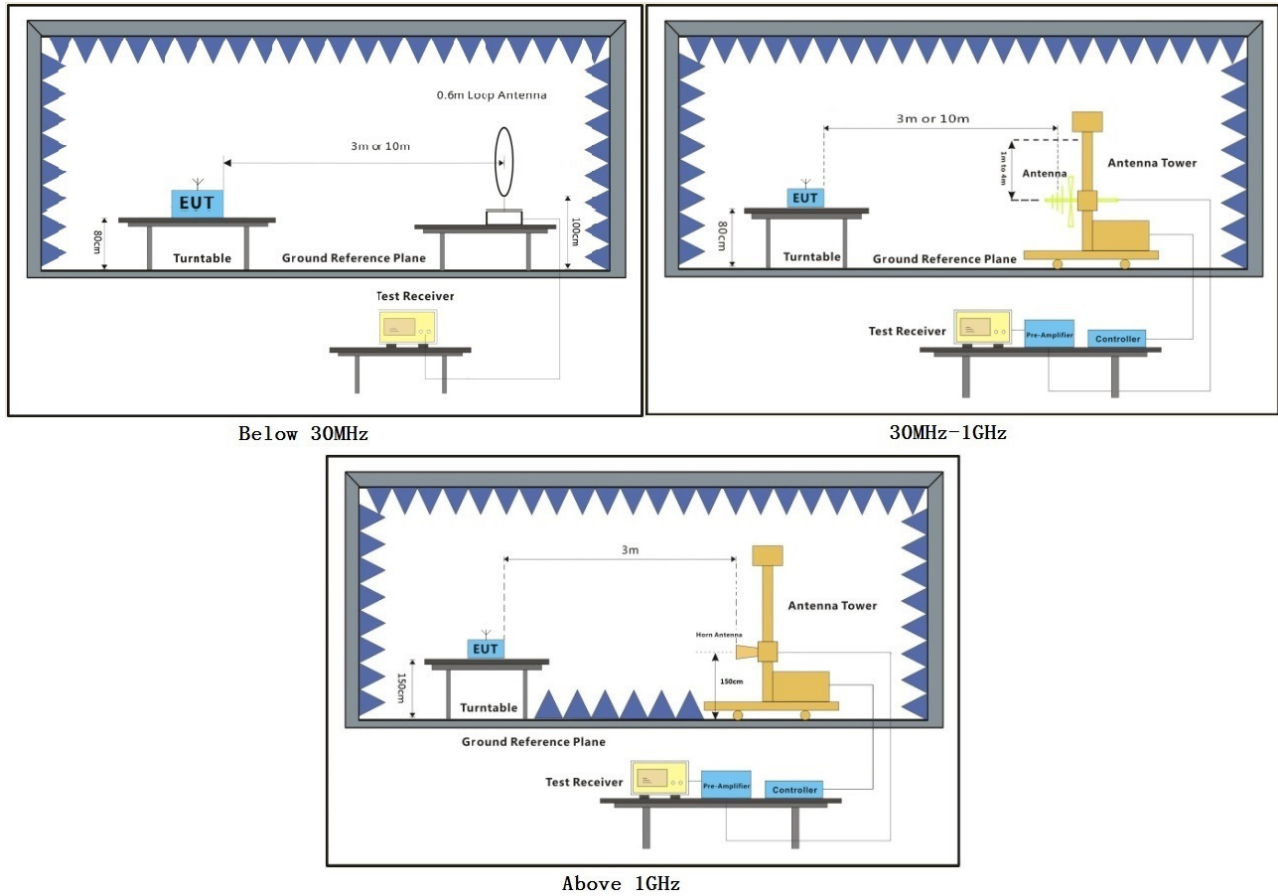
g:Charge + TX mode (Band 3)_Keep the EUT in charging and continuously transmitting mode with all modulation types. All data rates for each modulation type have been tested and found the data rate @ 6Mbps is the worst case of IEEE 802.11a; data rate @ MCS0 is the worst case of IEEE 802.11n(HT20); data rate @ MCS0 is the worst case of IEEE 802.11n(HT40); data rate @ MCS0 is the worst case of IEEE 802.11ac(VHT20); data rate @ MCS0 is the worst case of IEEE 802.11ac(VHT40); data rate @ MCS0 is the worst case of IEEE 802.11ac(VHT80). Only the data of worst case is recorded in the report.

The worst case for final test:

f:Charge + TX mode (Band 1)_Keep the EUT in charging and continuously transmitting mode with all modulation types. All data rates for each modulation type have been tested and found the data rate @ 6Mbps is the worst case of IEEE 802.11a; data rate @ MCS0 is the worst case of IEEE 802.11n(HT20); data rate @ MCS0 is the worst case of IEEE 802.11n(HT40); data rate @ MCS0 is the worst case of IEEE 802.11ac(VHT20); data rate @ MCS0 is the worst case of IEEE 802.11ac(VHT40); data rate @ MCS0 is the worst case of IEEE 802.11ac(VHT80). Only the data of worst case is recorded in the report

g:Charge + TX mode (Band 3)_Keep the EUT in charging and continuously transmitting mode with all modulation types. All data rates for each modulation type have been tested and found the data rate @ 6Mbps is the worst case of IEEE 802.11a; data rate @ MCS0 is the worst case of IEEE 802.11n(HT20); data rate @ MCS0 is the worst case of IEEE 802.11n(HT40); data rate @ MCS0 is the worst case of IEEE 802.11ac(VHT20); data rate @ MCS0 is the worst case of IEEE 802.11ac(VHT40); data rate @ MCS0 is the worst case of IEEE 802.11ac(VHT80). Only the data of worst case is recorded in the report.

7.8.2 Test Setup Diagram



7.8.3 Measurement Procedure and Data

- a. For below 1GHz, the EUT was placed on the top of a rotating table 0.8 meters above the ground at a 3 or 10 meter semi-anechoic chamber. The table was rotated 360 degrees to determine the position of the highest radiation.
- b. For above 1GHz, the EUT was placed on the top of a rotating table 1.5 meters above the ground at a 3 meter fully-anechoic chamber. The table was rotated 360 degrees to determine the position of the highest radiation.
- c. The EUT was set 3 or 10 meters away from the interference-receiving antenna, which was mounted on the top of a variable-height antenna tower.
- d. The antenna height is varied from one meter to four meters above the ground to determine the maximum value of the field strength. Both horizontal and vertical polarizations of the antenna are set to make the measurement.
- e. For each suspected emission, the EUT was arranged to its worst case and then the antenna was tuned to heights from 1 meter to 4 meters (for the test frequency of below 30MHz, the antenna was tuned to heights 1 meter) and the rotatable table was turned from 0 degrees to 360 degrees to find the maximum reading.
- f. The test-receiver system was set to Peak Detect Function and Specified Bandwidth with Maximum Hold Mode.
- g. If the emission level of the EUT in peak mode was 10dB lower than the limit specified, then testing could be stopped and the peak values of the EUT would be reported. Otherwise the emissions that did not have 10dB margin would be re-tested one by one using peak, quasi-peak or average method as specified and then reported in a data sheet.
- h. Test the EUT in the lowest channel, the middle channel, the Highest channel.
- i. The radiation measurements are performed in X, Y, Z axis positioning for Transmitting mode, and found the X axis positioning which it is the worst case.
- j. Repeat above procedures until all frequencies measured was complete.

Remark: Level= Read Level+ Cable Loss+ Antenna Factor- Preamp Factor



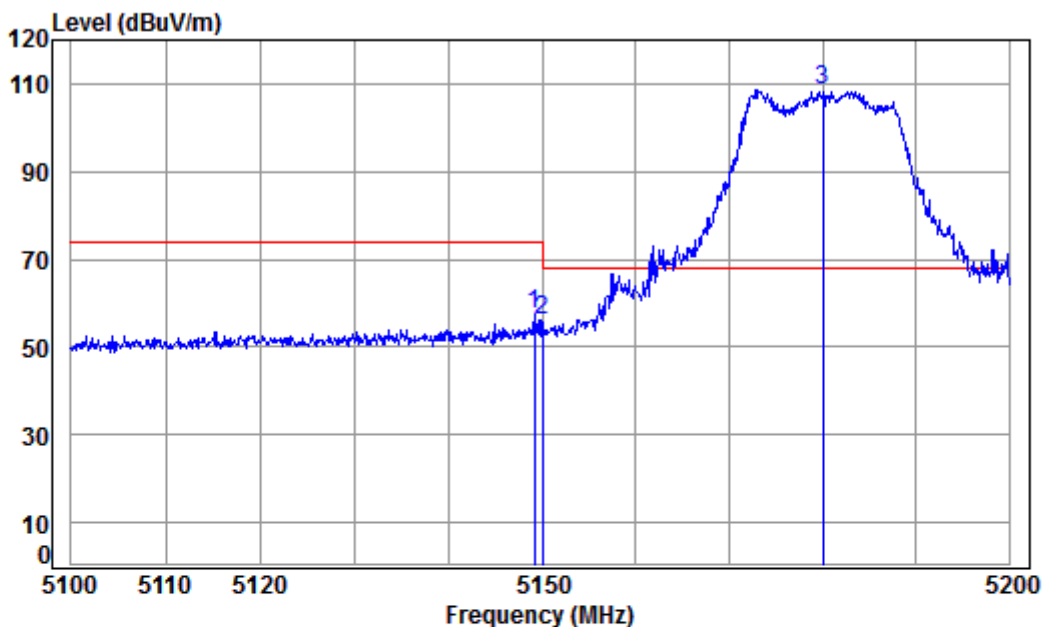
SGS-CSTC Standards Technical Services Co., Ltd.
Shenzhen Branch

Report No.: HKES171100325803

Page: 97 of 388

Band 1

Mode:f; Polarization:Horizontal; Modulation:a; bandwidth:20MHz; Channel:Low



Condition : 3m HORIZONTAL
Job No : 03258IT/03259IT
Mode : 5180 Band edge
Note : 5G WiFi 11A20
Power Setting: 6

	Freq	Cable Loss	Ant Factor	Preamplifier Factor	Read Level	Level	Limit Line	Over Limit	Remark
	MHz	dB	dB/m	dB	dBuV	dBuV/m	dBuV/m	dB	
1	5149.157	8.32	34.47	37.40	52.13	57.52	74.00	-16.48	peak
2	5149.980	8.33	34.47	37.40	50.57	55.97	74.00	-18.03	peak
3 pp	5180.000	8.37	34.46	37.42	103.37	108.78	68.20	40.58	peak

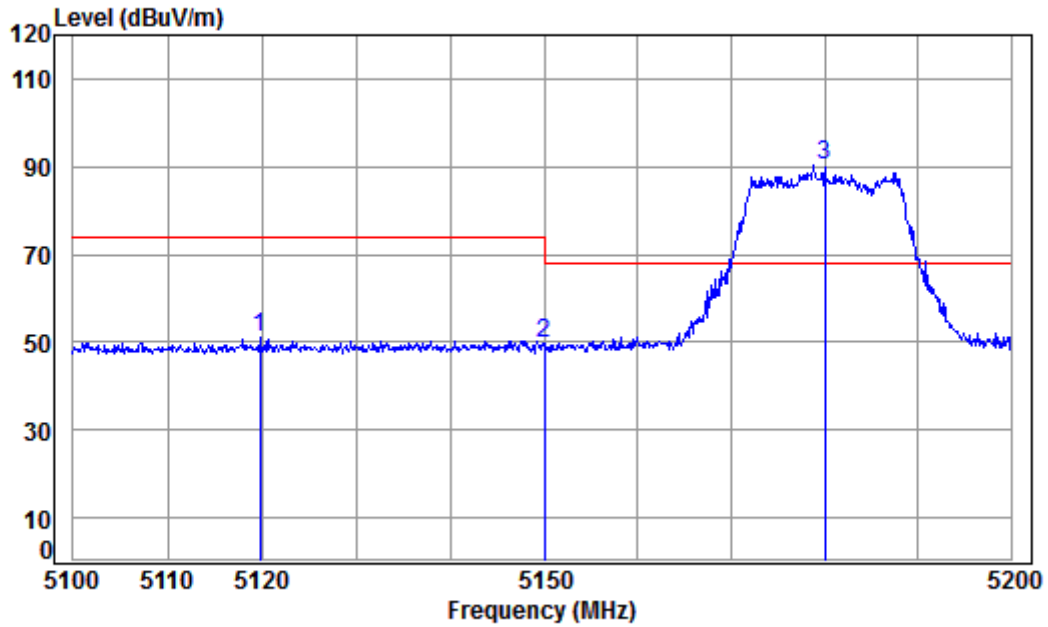


SGS-CSTC Standards Technical Services Co., Ltd.
Shenzhen Branch

Report No.: HKES171100325803

Page: 98 of 388

Mode:f; Polarization:Vertical; Modulation:a; bandwidth:20MHz; Channel:Low



Condition : 3m VERTICAL
Job No : 03258IT/03259IT
Mode : 5180 Band edge
Note : 5G WiFi 11A20
Power Setting: 6

		Cable	Ant	Preamp	Read		Limit	Over	
	Freq	Loss	Factor	Factor	Level	Level	Line	Limit	Remark
	MHz	dB	dB/m	dB	dBuV	dBuV/m	dBuV/m	dB	
1	5119.746	8.28	34.48	37.38	45.59	50.97	74.00	-23.03	Peak
2	5149.980	8.33	34.47	37.40	44.32	49.72	74.00	-24.28	Peak
3 pp	5180.000	8.37	34.46	37.42	85.11	90.52	68.20	22.32	Peak

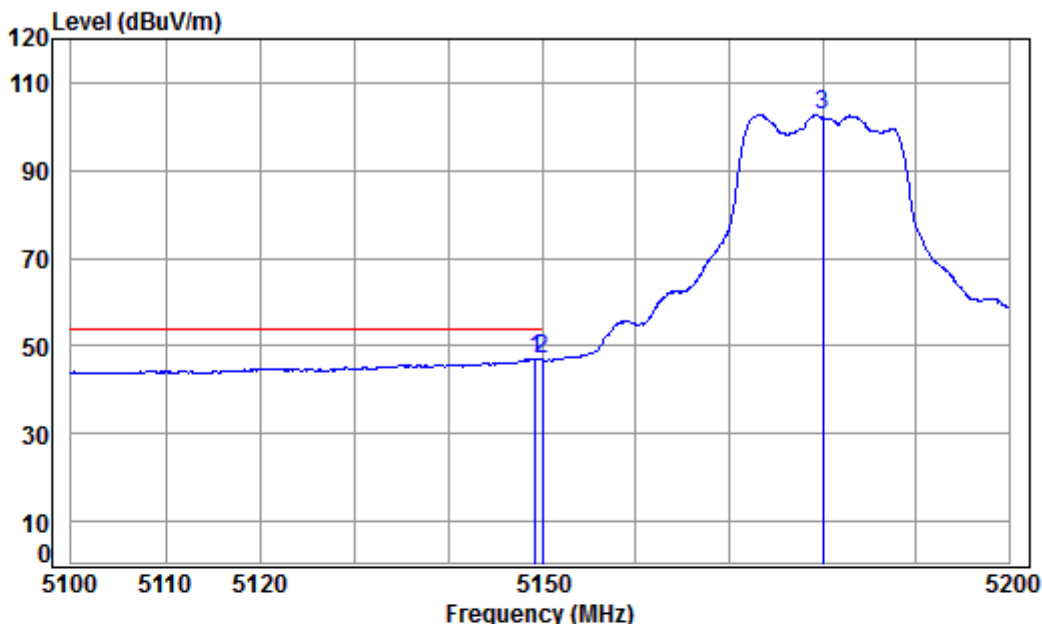


SGS-CSTC Standards Technical Services Co., Ltd.
Shenzhen Branch

Report No.: HKES171100325803

Page: 99 of 388

Mode:f; Polarization:Horizontal; Modulation:a; bandwidth:20MHz; Channel:Low



Condition : 3m HORIZONTAL
Job No : 03258IT/03259IT
Mode : 5180 Band edge
Note : 5G WiFi 11A20
Power Setting: 6

		Cable	Ant	Preamp	Read	Limit	Over	
	Freq	Loss	Factor	Factor	Level	Line	Limit	Remark
	MHz	dB	dB/m	dB	dBuV	dBuV/m	dBuV/m	dB
1	5149.257	8.32	34.47	37.40	41.53	46.92	54.00	-7.08 Average
2 pp	5149.980	8.33	34.47	37.40	41.67	47.07	54.00	-6.93 Average
3	5180.000	8.37	34.46	37.42	97.17	102.58	-----	----- Average

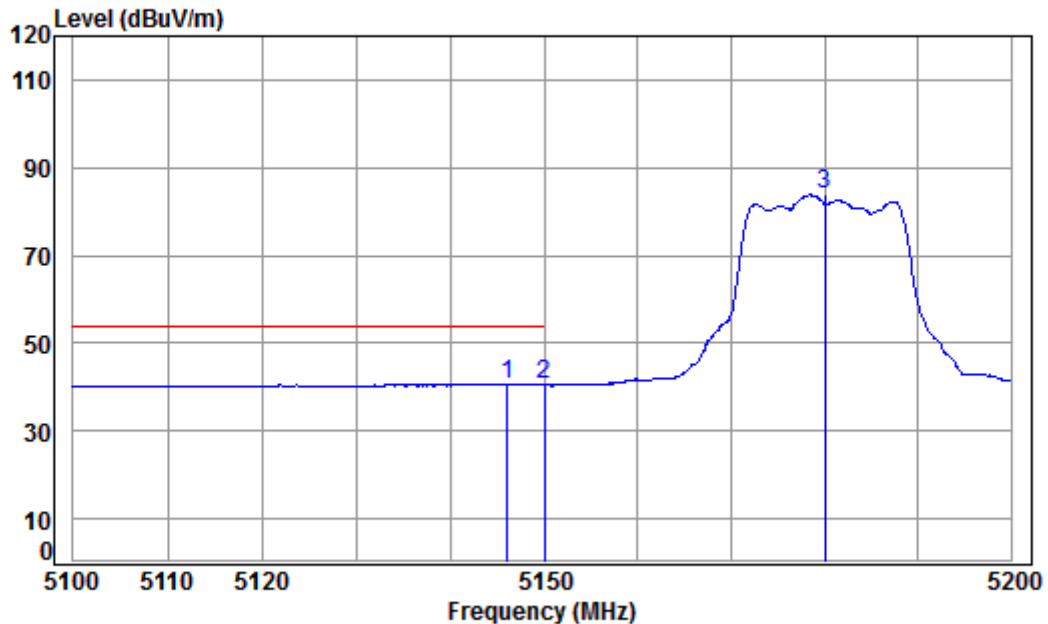


SGS-CSTC Standards Technical Services Co., Ltd.
Shenzhen Branch

Report No.: HKES171100325803

Page: 100 of 388

Mode:f; Polarization:Vertical; Modulation:a; bandwidth:20MHz; Channel:Low



Condition : 3m VERTICAL
Job No : 03258IT/03259IT
Mode : 5180 Band edge
Note : 5G WiFi 11A20
Power Setting: 6

		Cable	Ant	Preamp	Read		Limit	Over	
	Freq	Loss	Factor	Factor	Level	Level	Line	Limit	Remark
	MHz	dB	dB/m	dB	dBuV	dBuV/m	dBuV/m	dB	
1	pp 5146.059	8.32	34.47	37.39	35.24	40.64	54.00	-13.36	Average
2	5149.980	8.33	34.47	37.40	35.07	40.47	54.00	-13.53	Average
3	5180.000	8.37	34.46	37.42	78.36	83.77	-----	-----	Average

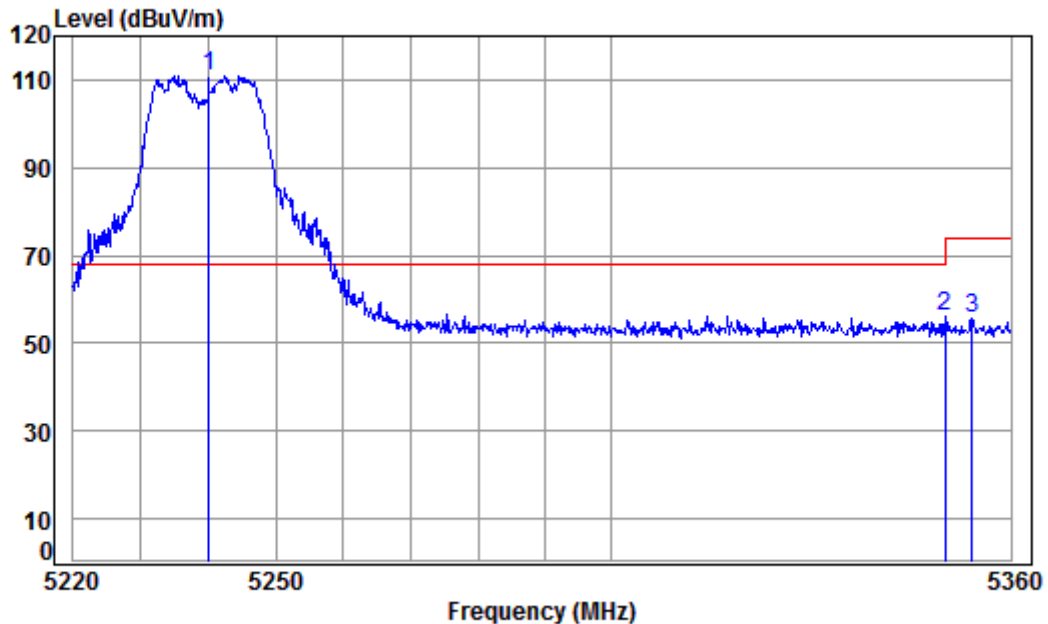


SGS-CSTC Standards Technical Services Co., Ltd.
Shenzhen Branch

Report No.: HKES171100325803

Page: 101 of 388

Mode:f; Polarization:Horizontal; Modulation:a; bandwidth:20MHz; Channel:High



Condition : 3m HORIZONTAL
Job No : 03258IT/03259IT
Mode : 5240 Band edge
Note : 5G WiFi 11A20
Power Setting: 6

		Cable	Ant	Preamp	Read	Limit	Over	
	Freq	Loss	Factor	Factor	Level	Level	Line	Limit Remark
	MHz	dB	dB/m	dB	dBuV	dBuV/m	dBuV/m	dB
1	pp 5240.000	8.46	34.45	37.45	105.51	110.97	68.20	42.77 peak
2	5350.020	8.63	34.43	37.52	50.62	56.16	74.00	-17.84 peak
3	5354.187	8.64	34.43	37.53	50.26	55.80	74.00	-18.20 peak

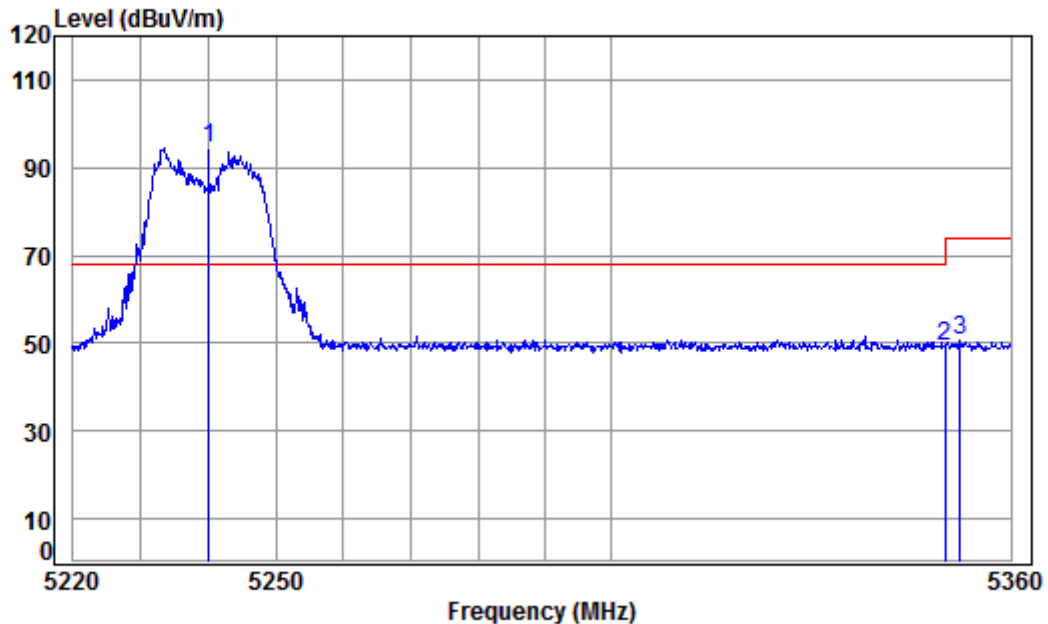


SGS-CSTC Standards Technical Services Co., Ltd.
Shenzhen Branch

Report No.: HKES171100325803

Page: 102 of 388

Mode:f; Polarization:Vertical; Modulation:a; bandwidth:20MHz; Channel:High

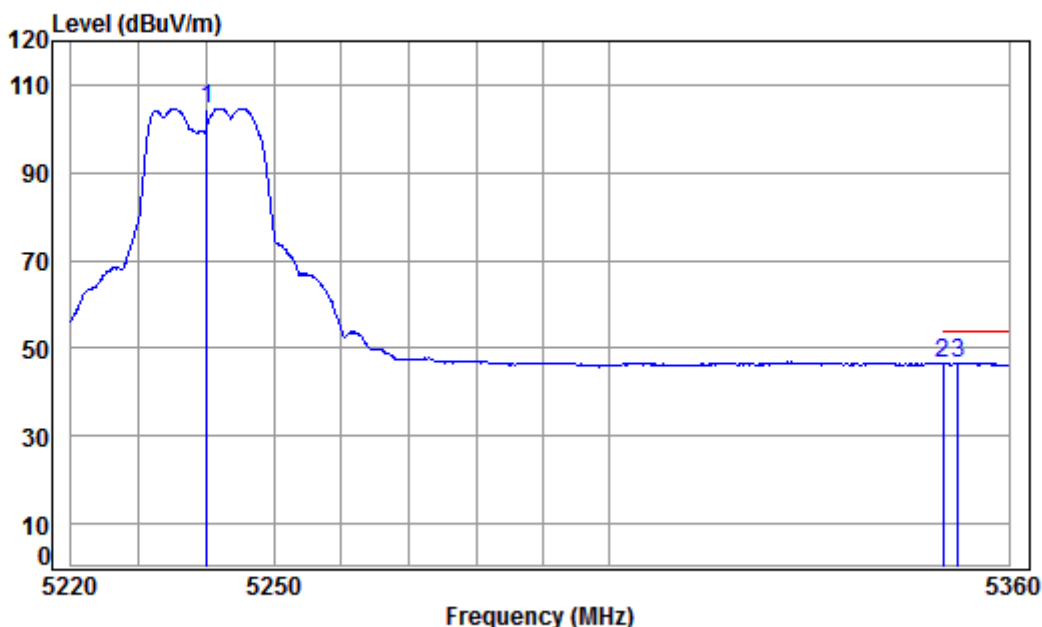


Condition : 3m VERTICAL
Job No : 03258IT/03259IT
Mode : 5240 Band edge
Note : 5G WiFi 11A20
Power Setting: 6

		Cable	Ant	Preamp	Read		Limit	Over	
	Freq	Loss	Factor	Factor	Level	Level	Line	Limit	Remark
	MHz	dB	dB/m	dB	dBuV	dBuV/m	dBuV/m	dB	
1	pp 5240.000	8.46	34.45	37.45	88.77	94.23	68.20	26.03	Peak
2	5350.020	8.63	34.43	37.52	43.62	49.16	74.00	-24.84	Peak
3	5352.345	8.63	34.43	37.52	45.11	50.65	74.00	-23.35	Peak



Mode:f; Polarization:Horizontal; Modulation:a; bandwidth:20MHz; Channel:High



Condition : 3m HORIZONTAL
Job No : 03258IT/03259IT
Mode : 5240 Band edge
Note : 5G WiFi 11A20
Power Setting: 6

	Freq	Cable Loss	Ant Factor	Preamp Factor	Read Level	Level	Limit Line	Over Limit	Remark
	MHz	dB	dB/m	dB	dBuV	dBuV/m	dBuV/m	dB	
1	5240.000	8.46	34.45	37.45	99.17	104.63	-----	-----	Average
2	5350.020	8.63	34.43	37.52	40.88	46.42	54.00	-7.58	Average
3	pp 5352.345	8.63	34.43	37.52	41.15	46.69	54.00	-7.31	Average

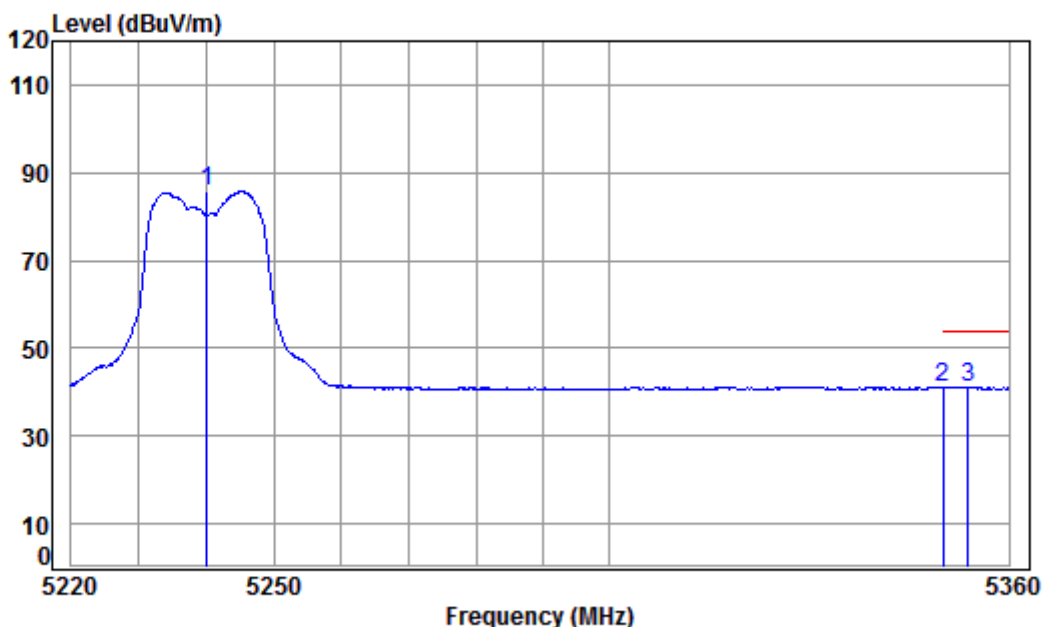


SGS-CSTC Standards Technical Services Co., Ltd.
Shenzhen Branch

Report No.: HKES171100325803

Page: 104 of 388

Mode:f; Polarization:Vertical; Modulation:a; bandwidth:20MHz; Channel:High



Condition : 3m VERTICAL
Job No : 03258IT/03259IT
Mode : 5240 Band edge
Note : 5G WiFi 11A20
Power Setting: 6

		Cable	Ant	Preamp	Read	Limit	Over	
	Freq	Loss	Factor	Factor	Level	Level	Line	Limit Remark
	MHz	dB	dB/m	dB	dBuV	dBuV/m	dBuV/m	dB
1	5240.000	8.46	34.45	37.45	80.30	85.76	-----	----- Average
2	5350.020	8.63	34.43	37.52	35.45	40.99	54.00	-13.01 Average
3 pp	5353.762	8.64	34.43	37.52	35.47	41.02	54.00	-12.98 Average

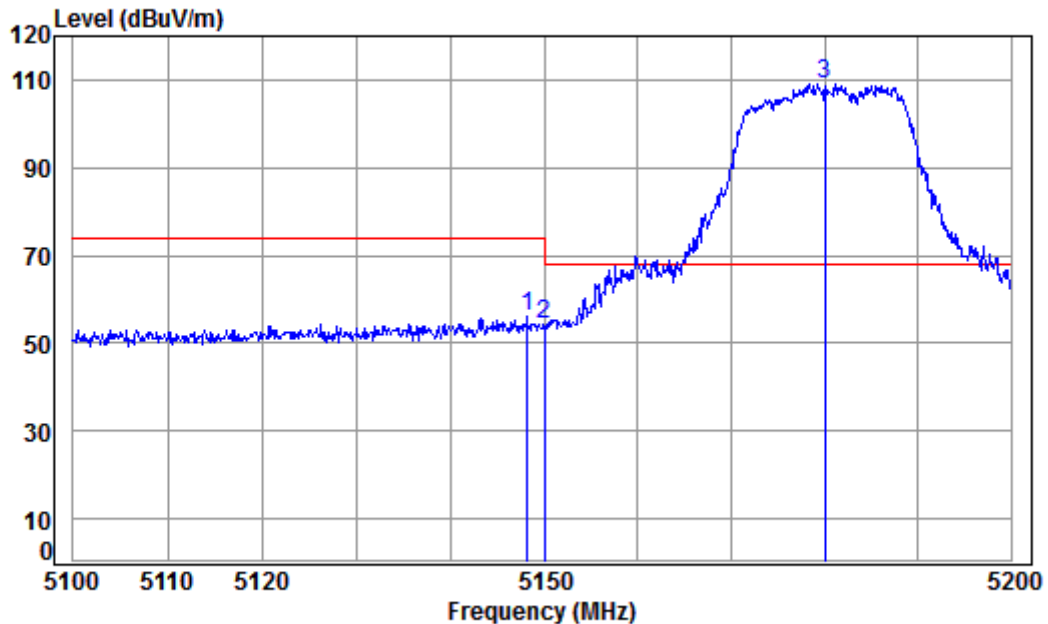


SGS-CSTC Standards Technical Services Co., Ltd.
Shenzhen Branch

Report No.: HKES171100325803

Page: 105 of 388

Mode:f; Polarization:Horizontal; Modulation:ac; bandwidth:20MHz; Channel:Low



Condition : 3m HORIZONTAL
Job No : 03258IT/03259IT
Mode : 5180 Band edge
Note : 5G WiFi 11AC20
Power Setting: 6

		Cable	Ant	Preamp	Read		Limit	Over	
	Freq	Loss	Factor	Factor	Level	Level	Line	Limit	Remark
	MHz	dB	dB/m	dB	dBuV	dBuV/m	dBuV/m	dB	
1	5148.158	8.32	34.47	37.40	50.57	55.96	74.00	-18.04	peak
2	5149.980	8.33	34.47	37.40	48.86	54.26	74.00	-19.74	peak
3	pp 5180.000	8.37	34.46	37.42	103.73	109.14	68.20	40.94	peak

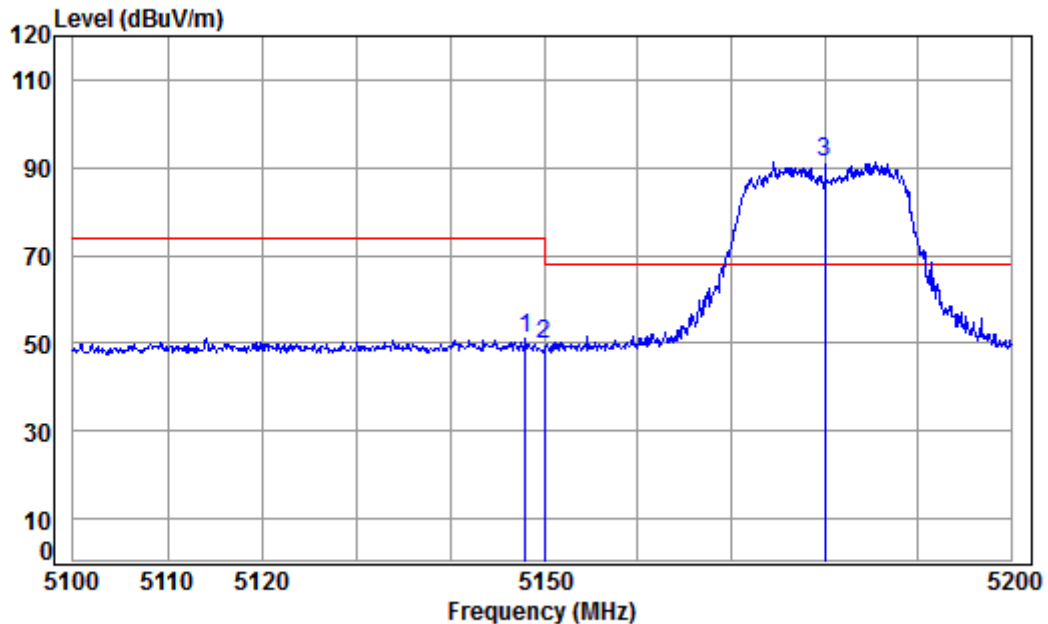


SGS-CSTC Standards Technical Services Co., Ltd.
Shenzhen Branch

Report No.: HKES171100325803

Page: 106 of 388

Mode:f; Polarization:Vertical; Modulation:ac; bandwidth:20MHz; Channel:Low



Condition : 3m VERTICAL
Job No : 03258IT/03259IT
Mode : 5180 Band edge
Note : 5G WiFi 11AC20
Power Setting: 6

		Cable	Ant	Preamp	Read		Limit	Over	
	Freq	Loss	Factor	Factor	Level	Level	Line	Limit	Remark
	MHz	dB	dB/m	dB	dBuV	dBuV/m	dBuV/m	dB	
1	5147.958	8.32	34.47	37.40	45.94	51.33	74.00	-22.67	Peak
2	5149.980	8.33	34.47	37.40	44.36	49.76	74.00	-24.24	Peak
3	pp 5180.000	8.37	34.46	37.42	85.66	91.07	68.20	22.87	Peak

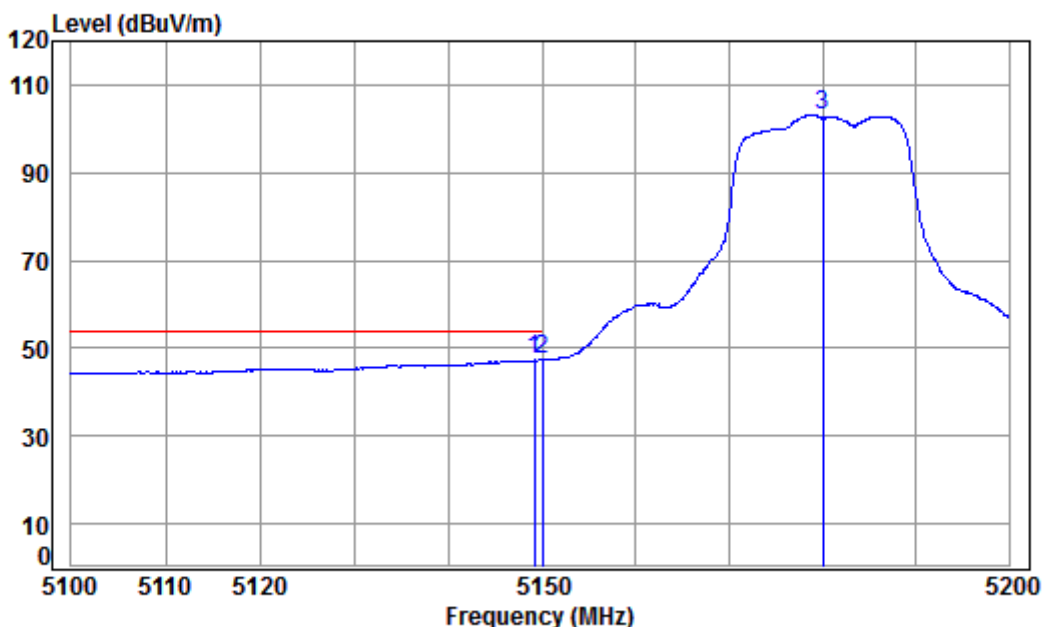


SGS-CSTC Standards Technical Services Co., Ltd.
Shenzhen Branch

Report No.: HKES171100325803

Page: 107 of 388

Mode:f; Polarization:Horizontal; Modulation:ac; bandwidth:20MHz; Channel:Low



Condition : 3m HORIZONTAL
Job No : 03258IT/03259IT
Mode : 5180 Band edge
Note : 5G WiFi 11AC20
Power Setting: 6

		Cable	Ant	Preamp	Read		Limit	Over	
	Freq	Loss	Factor	Factor	Level	Level	Line	Limit	Remark
	MHz	dB	dB/m	dB	dBuV	dBuV/m	dBuV/m	dB	
1	5149.157	8.32	34.47	37.40	41.87	47.26	54.00	-6.74	Average
2	pp 5149.980	8.33	34.47	37.40	42.12	47.52	54.00	-6.48	Average
3	5180.000	8.37	34.46	37.42	97.88	103.29	-----	-----	Average

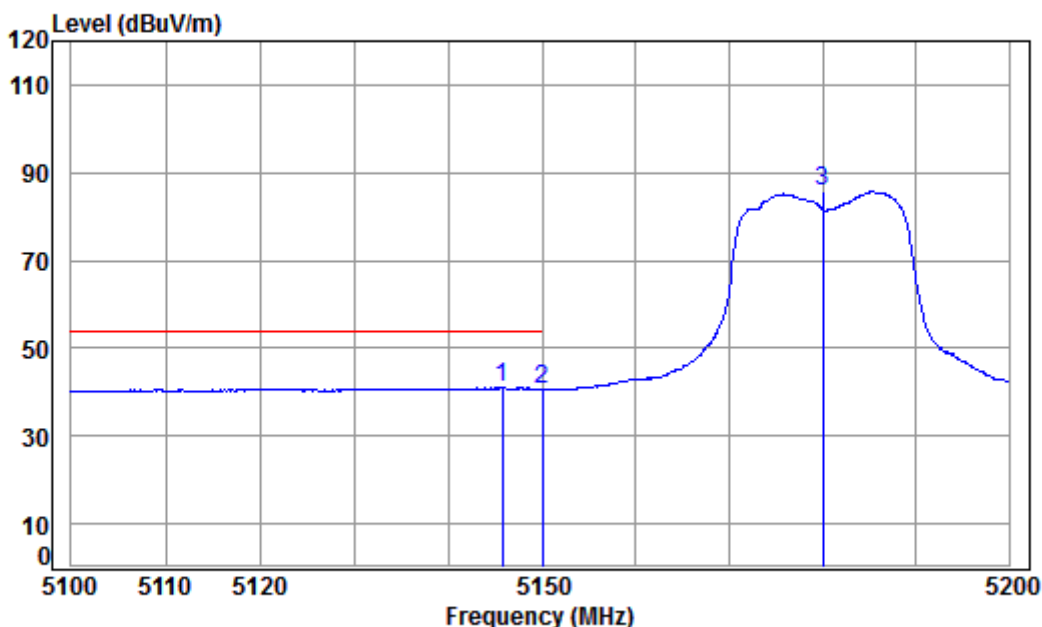


SGS-CSTC Standards Technical Services Co., Ltd.
Shenzhen Branch

Report No.: HKES171100325803

Page: 108 of 388

Mode:f; Polarization:Vertical; Modulation:ac; bandwidth:20MHz; Channel:Low

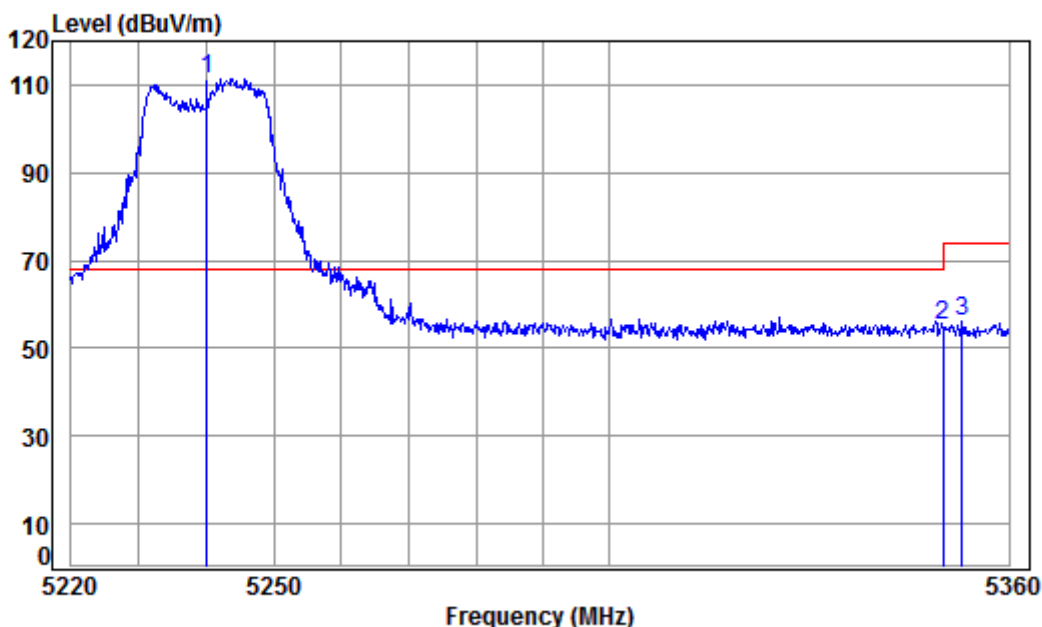


Condition : 3m VERTICAL
Job No : 03258IT/03259IT
Mode : 5180 Band edge
Note : 5G WiFi 11AC20
Power Setting: 6

		Cable	Ant	Preamp	Read		Limit	Over	
	Freq	Loss	Factor	Factor	Level	Level	Line	Limit	Remark
	MHz	dB	dB/m	dB	dBuV	dBuV/m	dBuV/m	dB	
1	pp 5145.759	8.32	34.47	37.39	35.51	40.91	54.00	-13.09	Average
2	5149.980	8.33	34.47	37.40	35.26	40.66	54.00	-13.34	Average
3	5180.000	8.37	34.46	37.42	80.21	85.62	-----	-----	Average



Mode:f; Polarization:Horizontal; Modulation:ac; bandwidth:20MHz; Channel:High



Condition : 3m HORIZONTAL
Job No : 03258IT/03259IT
Mode : 5240 Band edge
Note : 5G WiFi 11AC20
Power Setting: 6

		Cable	Ant	Preamp	Read	Limit	Over	
	Freq	Loss	Factor	Factor	Level	Line	Limit	Remark
	MHz	dB	dB/m	dB	dBuV	dBuV/m	dBuV/m	dB
1	pp 5240.000	8.46	34.45	37.45	105.93	111.39	68.20	43.19 peak
2	5350.020	8.63	34.43	37.52	49.88	55.42	74.00	-18.58 peak
3	5352.912	8.63	34.43	37.52	50.61	56.15	74.00	-17.85 peak

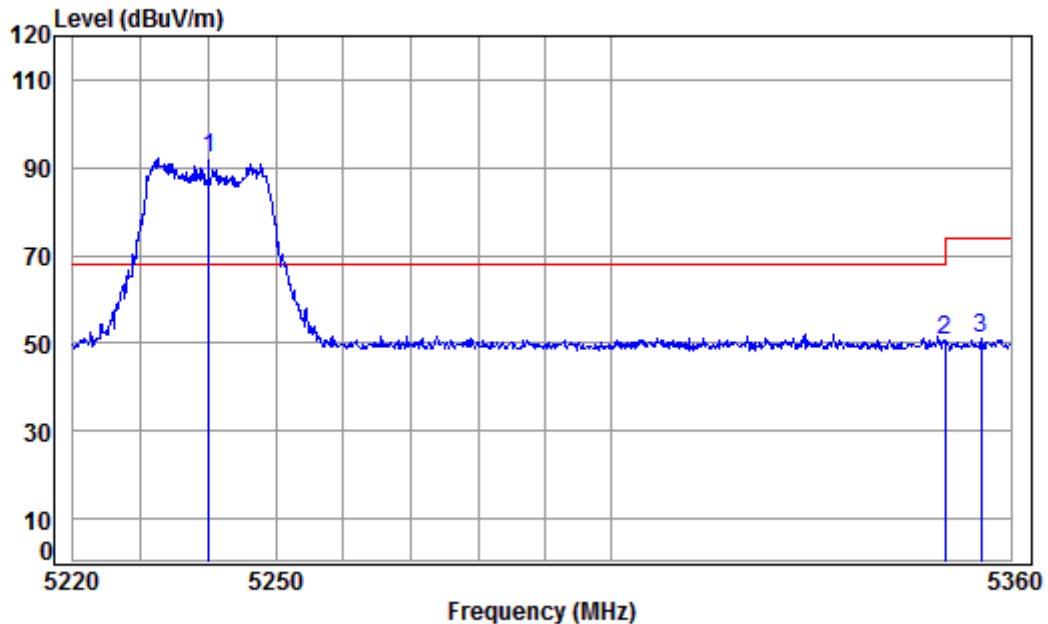


SGS-CSTC Standards Technical Services Co., Ltd.
Shenzhen Branch

Report No.: HKES171100325803

Page: 110 of 388

Mode:f; Polarization:Vertical; Modulation:ac; bandwidth:20MHz; Channel:High



Condition : 3m VERTICAL
Job No : 03258IT/03259IT
Mode : 5240 Band edge
Note : 5G WiFi 11AC20
Power Setting: 6

		Cable	Ant	Preamp	Read		Limit	Over	
	Freq	Loss	Factor	Factor	Level	Level	Line	Limit	Remark
	MHz	dB	dB/m	dB	dBuV	dBuV/m	dBuV/m	dB	
1	pp 5240.000	8.46	34.45	37.45	86.51	91.97	68.20	23.77	Peak
2	5350.020	8.63	34.43	37.52	45.11	50.65	74.00	-23.35	Peak
3	5355.462	8.64	34.43	37.53	45.41	50.95	74.00	-23.05	Peak

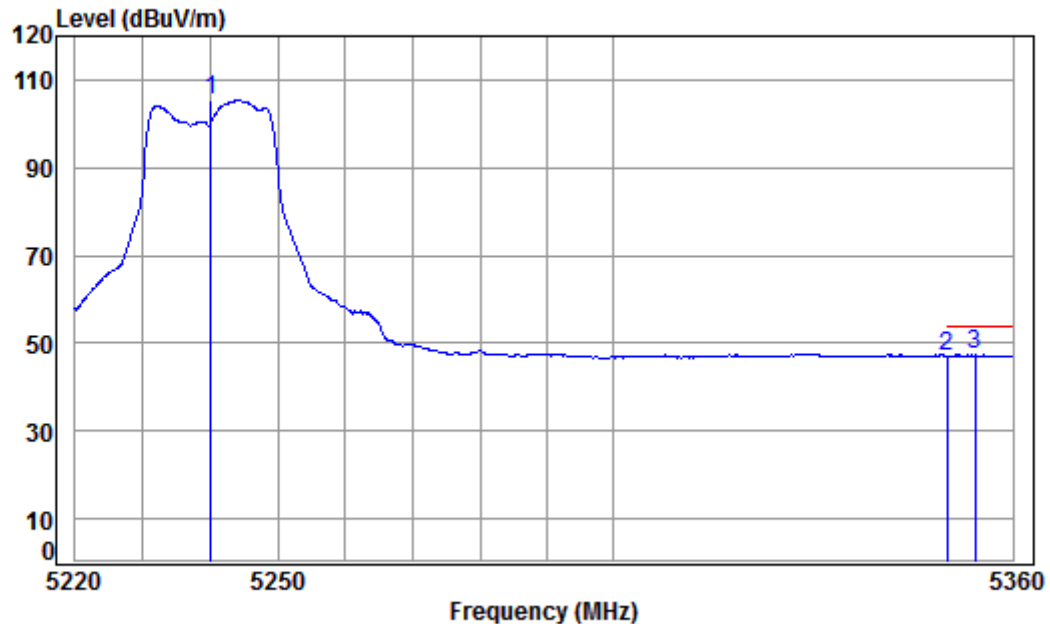


SGS-CSTC Standards Technical Services Co., Ltd.
Shenzhen Branch

Report No.: HKES171100325803

Page: 111 of 388

Mode:f; Polarization:Horizontal; Modulation:ac; bandwidth:20MHz; Channel:High



Condition : 3m HORIZONTAL
Job No : 03258IT/03259IT
Mode : 5240 Band edge
Note : 5G WiFi 11AC20
Power Setting: 6

		Cable	Ant	Preamp	Read	Limit	Over	
	Freq	Loss	Factor	Factor	Level	Line	Limit	Remark
	MHz	dB	dB/m	dB	dBuV	dBuV/m	dBuV/m	dB
1	5240.000	8.46	34.45	37.45	99.89	105.35	-----	Average
2	5350.020	8.63	34.43	37.52	41.63	47.17	54.00	-6.83 Average
3	pp 5354.329	8.64	34.43	37.53	41.76	47.30	54.00	-6.70 Average

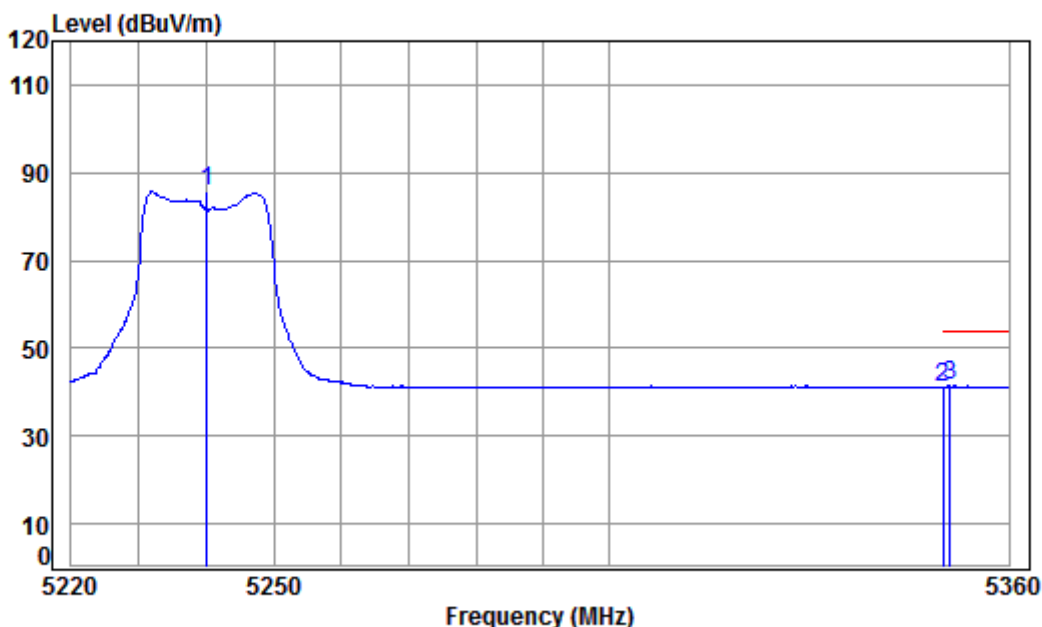


SGS-CSTC Standards Technical Services Co., Ltd.
Shenzhen Branch

Report No.: HKES171100325803

Page: 112 of 388

Mode:f; Polarization:Vertical; Modulation:ac; bandwidth:20MHz; Channel:High



Condition : 3m VERTICAL
Job No : 03258IT/03259IT
Mode : 5240 Band edge
Note : 5G WiFi 11AC20
Power Setting: 6

	Freq	Cable Loss	Ant Factor	Preamp Factor	Read Level	Level	Limit Line	Over Limit	Remark
	MHz	dB	dB/m	dB	dBuV	dBuV/m	dBuV/m	dB	
1	5240.000	8.46	34.45	37.45	80.17	85.63	-----	-----	Average
2	5350.020	8.63	34.43	37.52	35.68	41.22	54.00	-12.78	Average
3 pp	5351.070	8.63	34.43	37.52	35.78	41.32	54.00	-12.68	Average

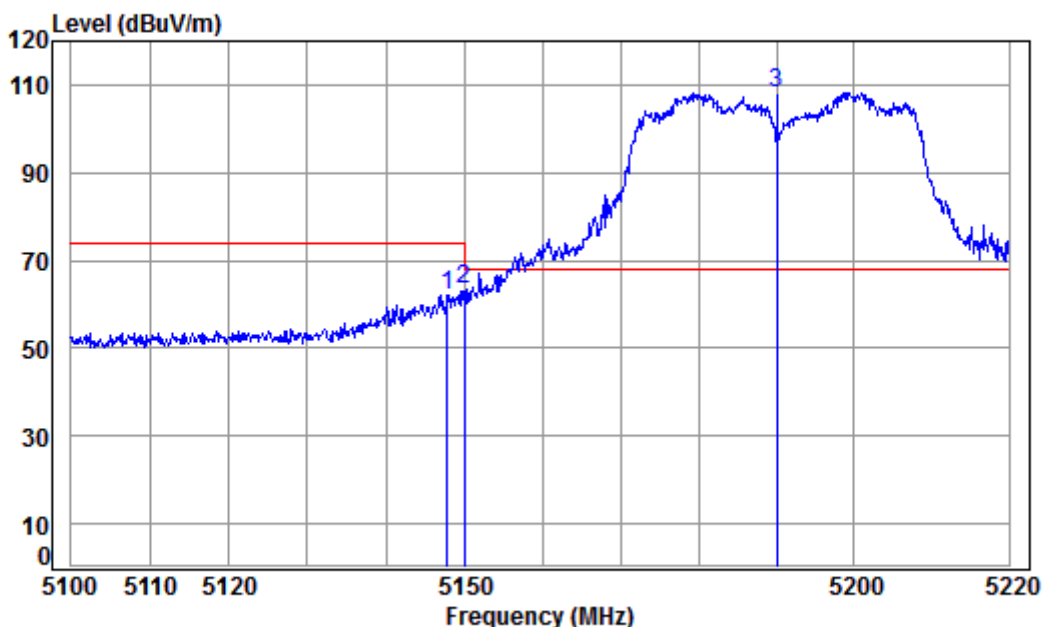


SGS-CSTC Standards Technical Services Co., Ltd.
Shenzhen Branch

Report No.: HKES171100325803

Page: 113 of 388

Mode:f; Polarization:Horizontal; Modulation:ac; bandwidth:40MHz; Channel:Low



Condition : 3m HORIZONTAL
Job No : 03258IT/03259IT
Mode : 5190 Band edge
Note : 5G WiFi 11AC40
Power Setting: 4.5

		Cable	Ant	Preamp	Read		Limit	Over	
	Freq	Loss	Factor	Factor	Level	Level	Line	Limit	Remark
	MHz	dB	dB/m	dB	dBuV	dBuV/m	dBuV/m	dB	
1	5147.785	8.32	34.47	38.18	57.64	62.25	74.00	-11.75	peak
2	5149.980	8.33	34.47	38.18	58.96	63.58	74.00	-10.42	peak
3	pp 5190.000	8.39	34.46	38.18	103.67	108.34	68.20	40.14	peak

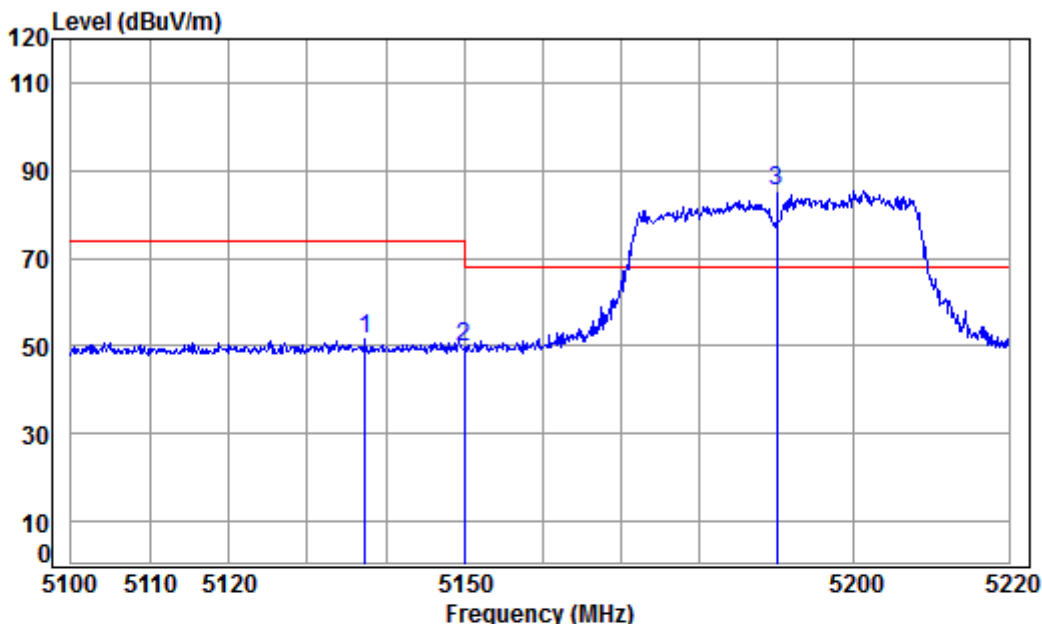


SGS-CSTC Standards Technical Services Co., Ltd.
Shenzhen Branch

Report No.: HKES171100325803

Page: 114 of 388

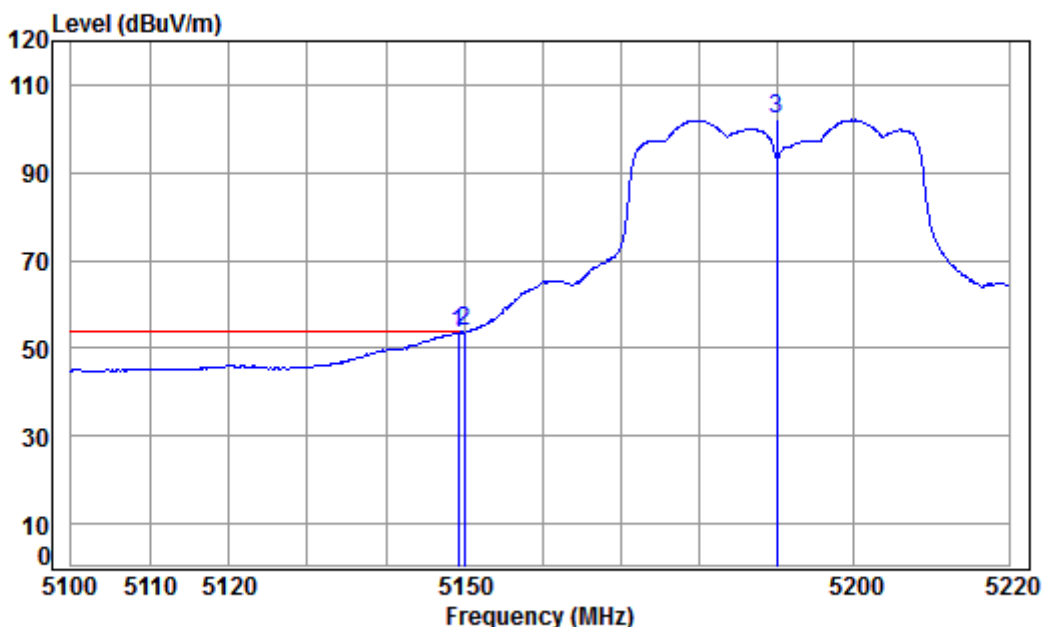
Mode:f; Polarization:Vertical; Modulation:ac; bandwidth:40MHz; Channel:Low



Condition : 3m VERTICAL
Job No : 03258IT/03259IT
Mode : 5190 Band edge
Note : 5G WiFi 11AC40
Power Setting: 4.5

		Cable	Ant	Preamp	Read	Limit	Over	
	Freq	Loss	Factor	Factor	Level	Line	Limit	Remark
	MHz	dB	dB/m	dB	dBuV	dBuV/m	dBuV/m	dB
1	5137.380	8.31	34.47	38.19	47.04	51.63	74.00	-22.37 Peak
2	5149.980	8.33	34.47	38.18	45.33	49.95	74.00	-24.05 Peak
3 pp	5190.000	8.39	34.46	38.18	80.84	85.51	68.20	17.31 Peak

Mode:f; Polarization:Horizontal; Modulation:ac; bandwidth:40MHz; Channel:Low



Condition : 3m HORIZONTAL
 Job No : 03258IT/03259IT
 Mode : 5190 Band edge
 Note : 5G WiFi 11AC40
 Power Setting: 4.5

		Cable	Ant	Preamp	Read		Limit	Over	
	Freq	Loss	Factor	Factor	Level	Level	Line	Limit	Remark
	MHz	dB	dB/m	dB	dBuV	dBuV/m	dBuV/m	dB	
1	5149.222	8.32	34.47	38.18	48.95	53.56	54.00	-0.44	Average
2 pp	5149.980	8.33	34.47	38.18	49.00	53.62	54.00	-0.38	Average
3	5190.000	8.39	34.46	38.18	97.36	102.03	-----	-----	Average

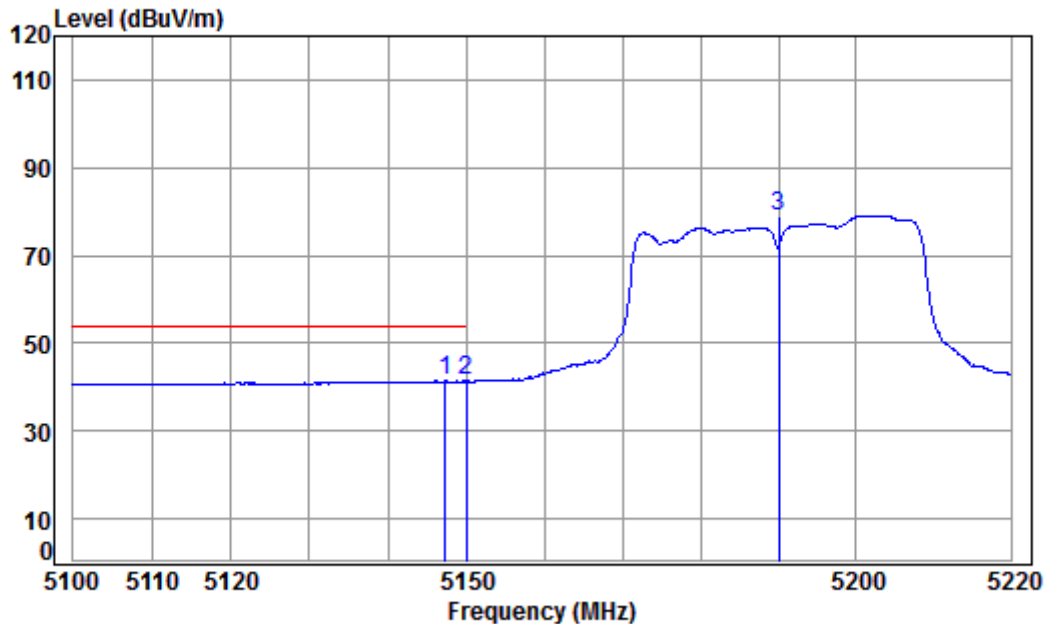


SGS-CSTC Standards Technical Services Co., Ltd.
Shenzhen Branch

Report No.: HKES171100325803

Page: 116 of 388

Mode:f; Polarization:Vertical; Modulation:ac; bandwidth:40MHz; Channel:Low



Condition : 3m VERTICAL
Job No : 03258IT/03259IT
Mode : 5190 Band edge
Note : 5G WiFi 11AC40
Power Setting: 4.5

		Cable	Ant	Preamp	Read		Limit	Over	
	Freq	Loss	Factor	Factor	Level	Level	Line	Limit	Remark
	MHz	dB	dB/m	dB	dBuV	dBuV/m	dBuV/m	dB	
1	pp 5147.306	8.32	34.47	38.18	36.77	41.38	54.00	-12.62	Average
2	5149.980	8.33	34.47	38.18	36.72	41.34	54.00	-12.66	Average
3	5190.000	8.39	34.46	38.18	74.48	79.15	-----	-----	Average

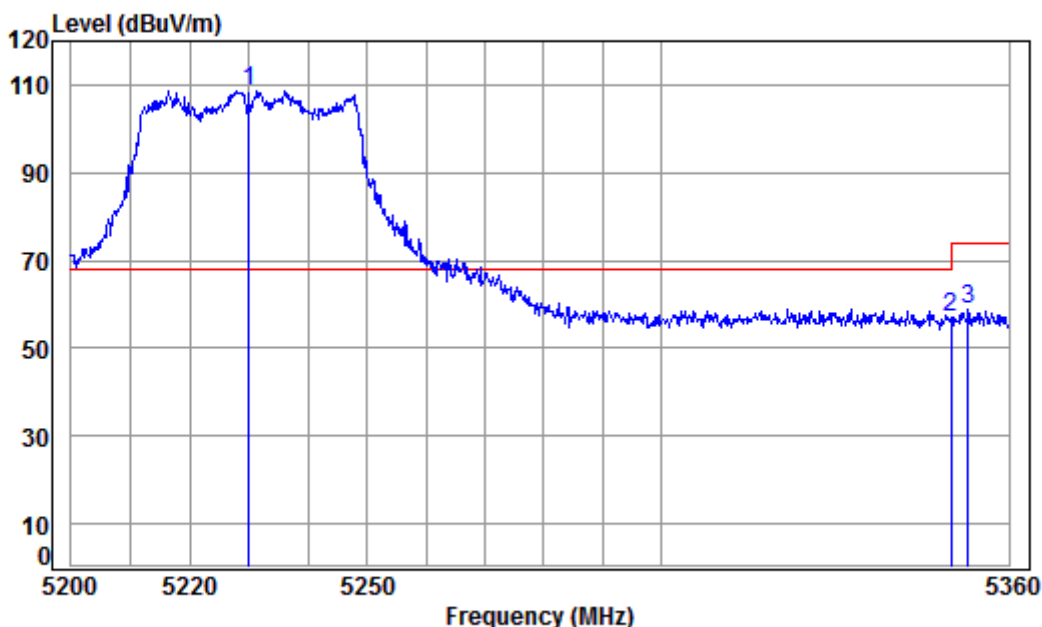


SGS-CSTC Standards Technical Services Co., Ltd.
Shenzhen Branch

Report No.: HKES171100325803

Page: 117 of 388

Mode:f; Polarization:Horizontal; Modulation:ac; bandwidth:40MHz; Channel:High



Condition : 3m HORIZONTAL
Job No : 03258IT/03259IT
Mode : 5230 Band edge
Note : 5G WiFi 11AC40
Power Setting: 4.5

		Cable	Ant	Preamp	Read		Limit	Over	
	Freq	Loss	Factor	Factor	Level	Level	Line	Limit	Remark
	MHz	dB	dB/m	dB	dBuV	dBuV/m	dBuV/m	dB	
1 pp	5230.000	8.45	34.45	38.18	104.01	108.73	68.20	40.53	peak
2	5350.020	8.63	34.43	38.16	52.05	56.95	74.00	-17.05	peak
3	5353.020	8.63	34.43	38.16	53.79	58.69	74.00	-15.31	peak

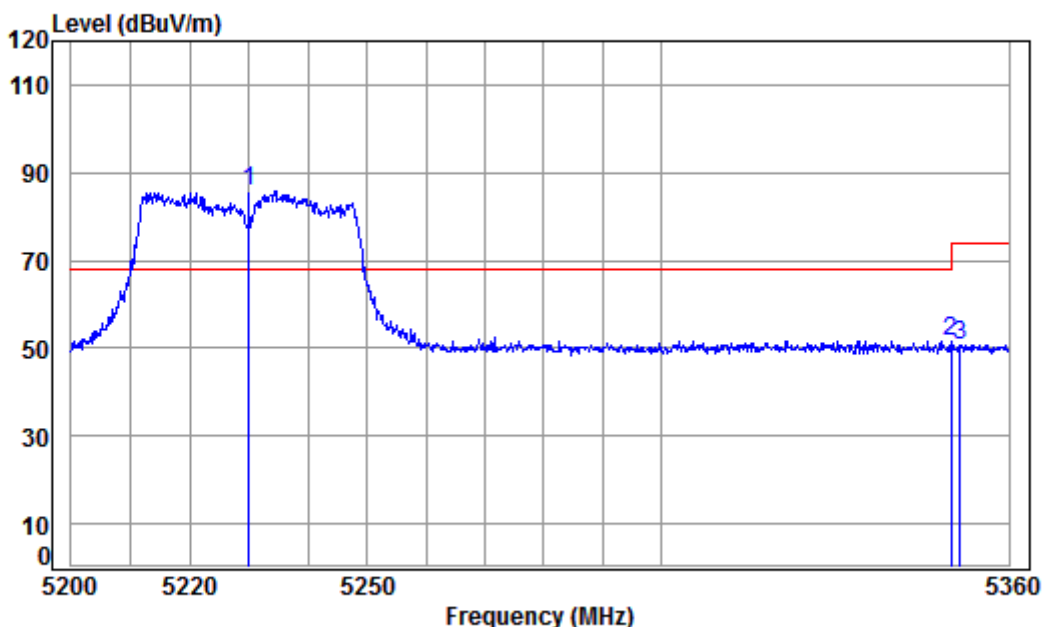


SGS-CSTC Standards Technical Services Co., Ltd.
Shenzhen Branch

Report No.: HKES171100325803

Page: 118 of 388

Mode:f; Polarization:Vertical; Modulation:ac; bandwidth:40MHz; Channel:High



Condition : 3m VERTICAL
Job No : 03258IT/03259IT
Mode : 5230 Band edge
Note : 5G WiFi 11AC40
Power Setting: 4.5

		Cable	Ant	Preamp	Read	Limit	Over	
	Freq	Loss	Factor	Factor	Level	Line	Limit	Remark
	MHz	dB	dB/m	dB	dBuV	dBuV/m	dBuV/m	dB
1	pp 5230.000	8.45	34.45	38.18	81.14	85.86	68.20	17.66 Peak
2	5350.020	8.63	34.43	38.16	46.69	51.59	74.00	-22.41 Peak
3	5351.560	8.63	34.43	38.16	45.97	50.87	74.00	-23.13 Peak

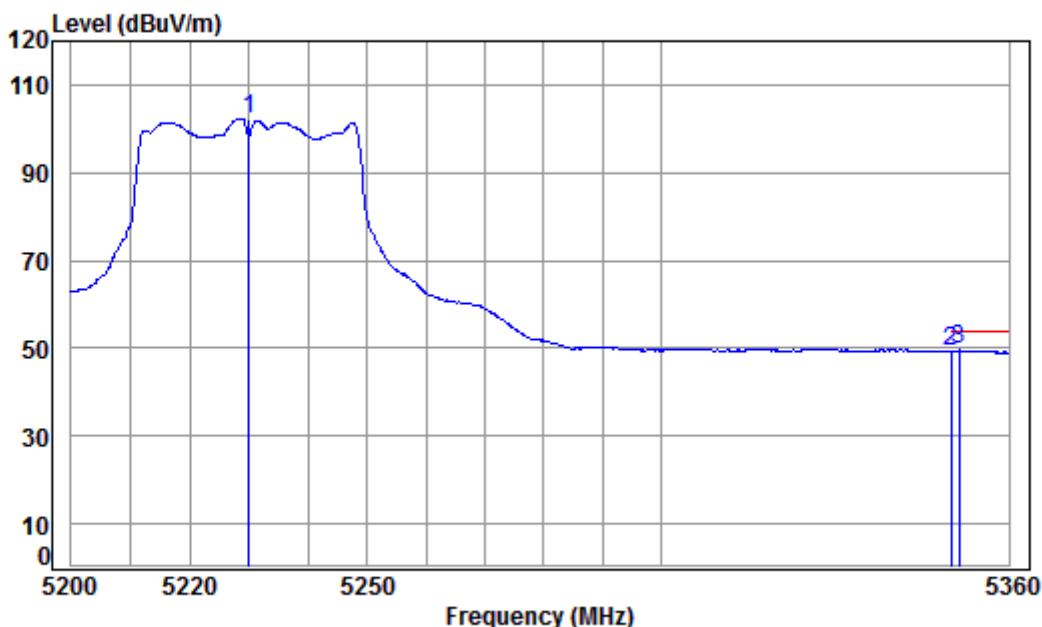


SGS-CSTC Standards Technical Services Co., Ltd.
Shenzhen Branch

Report No.: HKES171100325803

Page: 119 of 388

Mode:f; Polarization:Horizontal; Modulation:ac; bandwidth:40MHz; Channel:High



Condition : 3m HORIZONTAL
Job No : 03258IT/03259IT
Mode : 5230 Band edge
Note : 5G WiFi 11AC40
Power Setting: 4.5

		Cable	Ant	Preamp	Read	Limit	Over	
	Freq	Loss	Factor	Factor	Level	Line	Limit	Remark
	MHz	dB	dB/m	dB	dBuV	dBuV/m	dBuV/m	dB
1	5230.000	8.45	34.45	38.18	97.66	102.38	-----	Average
2	5350.020	8.63	34.43	38.16	44.49	49.39	54.00	-4.61 Average
3 pp	5351.398	8.63	34.43	38.16	44.61	49.51	54.00	-4.49 Average

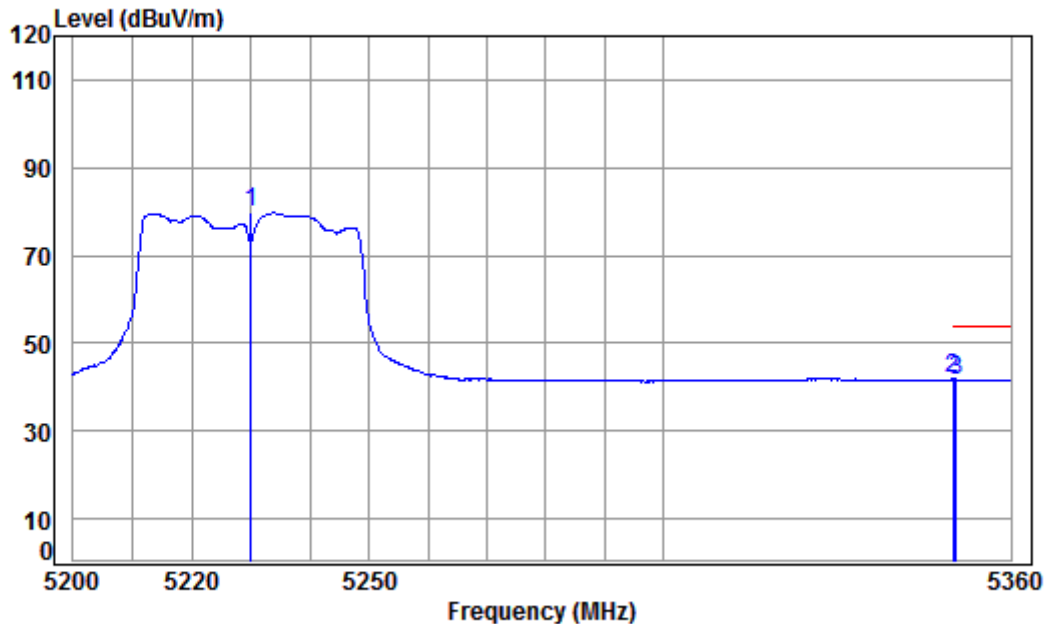


SGS-CSTC Standards Technical Services Co., Ltd.
Shenzhen Branch

Report No.: HKES171100325803

Page: 120 of 388

Mode:f; Polarization:Vertical; Modulation:ac; bandwidth:40MHz; Channel:High



Condition : 3m VERTICAL
Job No : 03258IT/03259IT
Mode : 5230 Band edge
Note : 5G WiFi 11AC40
Power Setting: 4.5

		Cable	Ant	Preamp	Read	Limit	Over	
	Freq	Loss	Factor	Factor	Level	Line	Limit	Remark
	MHz	dB	dB/m	dB	dBuV	dBuV/m	dBuV/m	dB
1	5230.000	8.45	34.45	38.18	74.93	79.65	-----	Average
2	pp 5350.020	8.63	34.43	38.16	36.89	41.79	54.00	-12.21 Average
3	5350.587	8.63	34.43	38.16	36.84	41.74	54.00	-12.26 Average

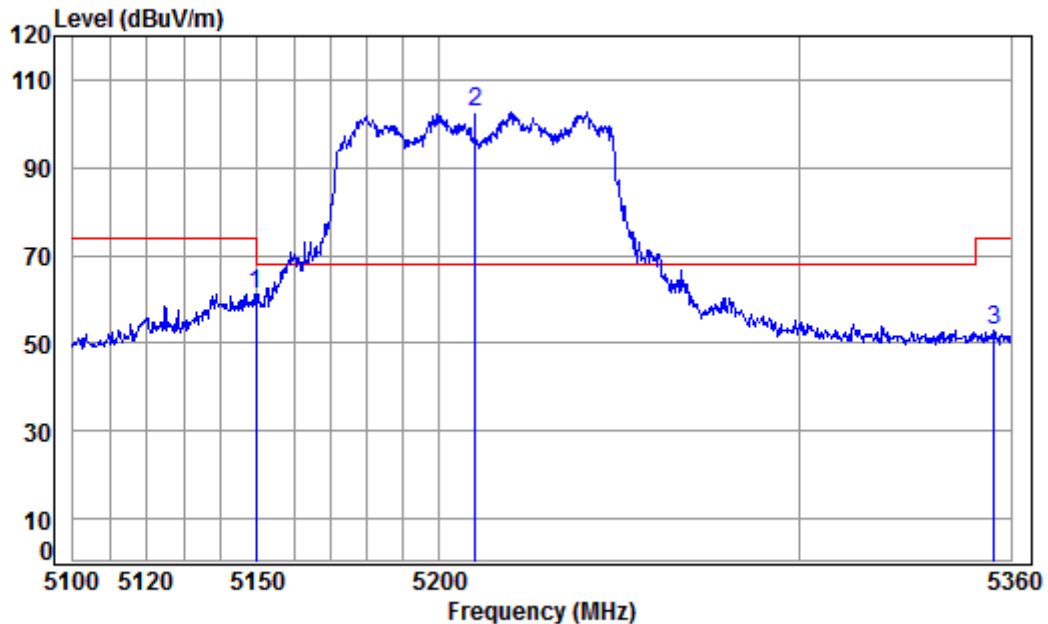


SGS-CSTC Standards Technical Services Co., Ltd.
Shenzhen Branch

Report No.: HKES171100325803

Page: 121 of 388

Mode:f; Polarization:Horizontal; Modulation:ac; bandwidth:80MHz; Channel:Low



Condition : 3m HORIZONTAL
Job No : 03258IT/03259IT
Mode : 5210 Band edge
Note : 5G WiFi 11AC80
Power Setting: 1.5

		Cable	Ant	Preamp	Read		Limit	Over	
	Freq	Loss	Factor	Factor	Level	Level	Line	Limit	Remark
	MHz	dB	dB/m	dB	dBuV	dBuV/m	dBuV/m	dB	
1	5149.690	8.33	34.47	38.18	56.45	61.07	74.00	-12.93	peak
2	pp 5210.000	8.42	34.46	38.18	97.92	102.62	68.20	34.42	peak
3	5355.205	8.64	34.43	38.16	48.11	53.02	74.00	-20.98	peak

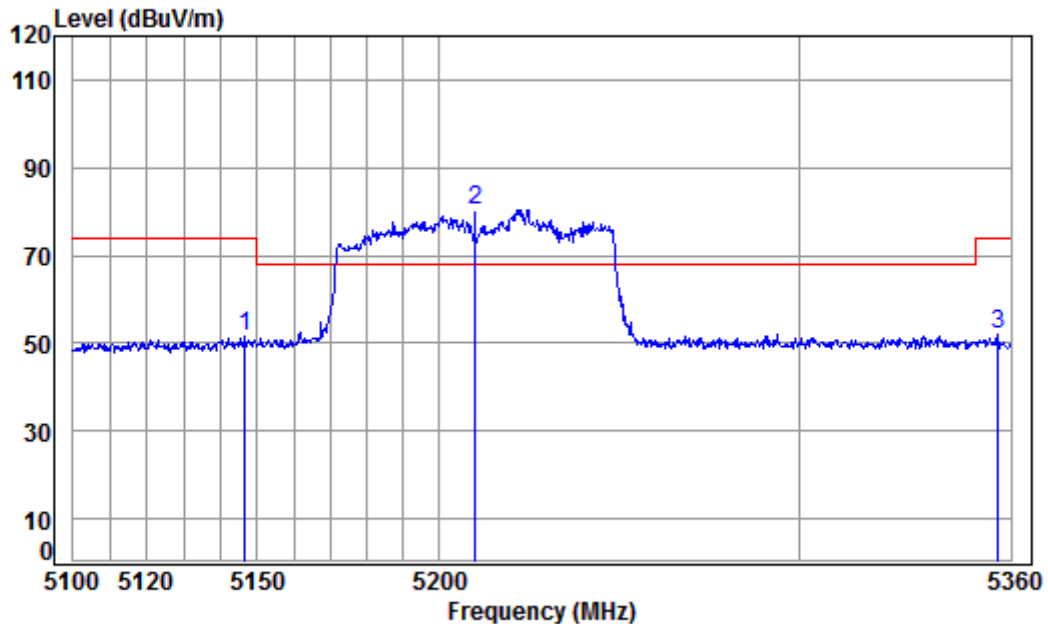


SGS-CSTC Standards Technical Services Co., Ltd.
Shenzhen Branch

Report No.: HKES171100325803

Page: 122 of 388

Mode:f; Polarization:Vertical; Modulation:ac; bandwidth:80MHz; Channel:Low



Condition : 3m VERTICAL
Job No : 03258IT/03259IT
Mode : 5210 Band edge
Note : 5G WiFi 11AC80
Power Setting: 1.5

		Cable	Ant	Preamp	Read	Limit	Over	
	Freq	Loss	Factor	Factor	Level	Level	Line	Remark
	MHz	dB	dB/m	dB	dBuV	dBuV/m	dBuV/m	dB
1	5146.619	8.32	34.47	38.18	46.88	51.49	74.00	-22.51 Peak
2	pp 5210.000	8.42	34.46	38.18	75.59	80.29	68.20	12.09 Peak
3	5356.270	8.64	34.43	38.16	46.90	51.81	74.00	-22.19 Peak

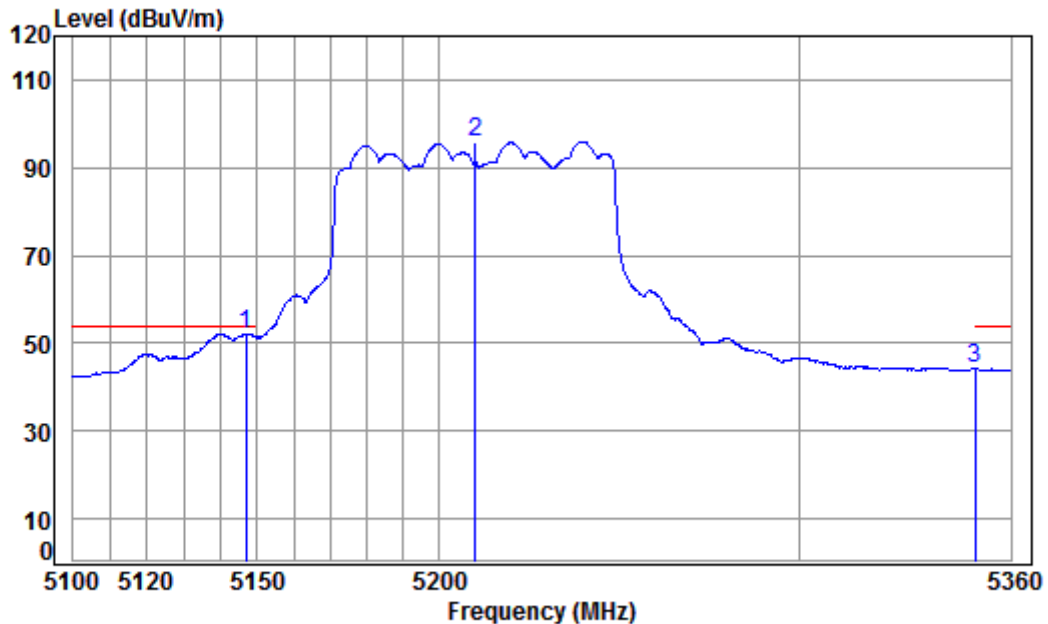


SGS-CSTC Standards Technical Services Co., Ltd.
Shenzhen Branch

Report No.: HKES171100325803

Page: 123 of 388

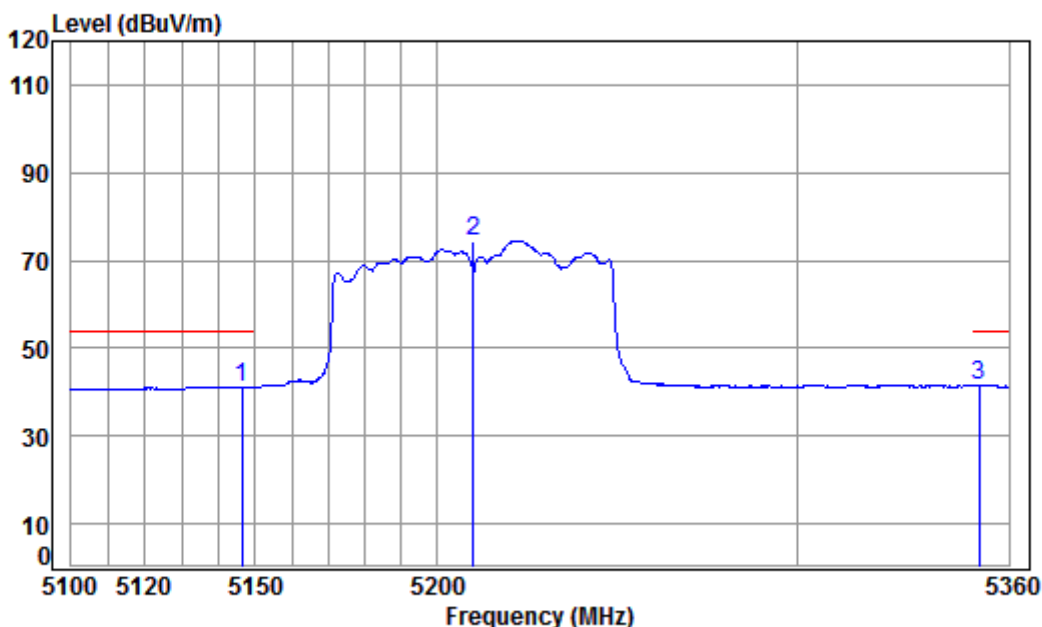
Mode:f; Polarization:Horizontal; Modulation:ac; bandwidth:80MHz; Channel:Low



Condition : 3m HORIZONTAL
Job No : 03258IT/03259IT
Mode : 5210 Band edge
Note : 5G WiFi 11AC80
Power Setting: 1.5

		Cable	Ant	Preamp	Read	Limit	Over	
	Freq	Loss	Factor	Factor	Level	Level	Line	Limit
	MHz	dB	dB/m	dB	dBuV	dBuV/m	dBuV/m	dB
1	pp 5146.875	8.32	34.47	38.18	47.61	52.22	54.00	-1.78
2	5210.000	8.42	34.46	38.18	91.26	95.96	-----	-----
3	5349.882	8.63	34.43	38.16	39.21	44.11	-----	-----

Mode:f; Polarization:Vertical; Modulation:ac; bandwidth:80MHz; Channel:Low



Condition : 3m VERTICAL
 Job No : 03258IT/03259IT
 Mode : 5210 Band edge
 Note : 5G WiFi 11AC80
 Power Setting: 1.5

		Cable	Ant	Preamp	Read		Limit	Over	
	Freq	Loss	Factor	Factor	Level	Level	Line	Limit	Remark
	MHz	dB	dB/m	dB	dBuV	dBuV/m	dBuV/m	dB	
1	5146.363	8.32	34.47	38.18	36.67	41.28	54.00	-12.72	Average
2	5210.000	8.42	34.46	38.18	69.73	74.43	-----	-----	Average
3 pp	5351.478	8.63	34.43	38.16	36.67	41.57	54.00	-12.43	Average

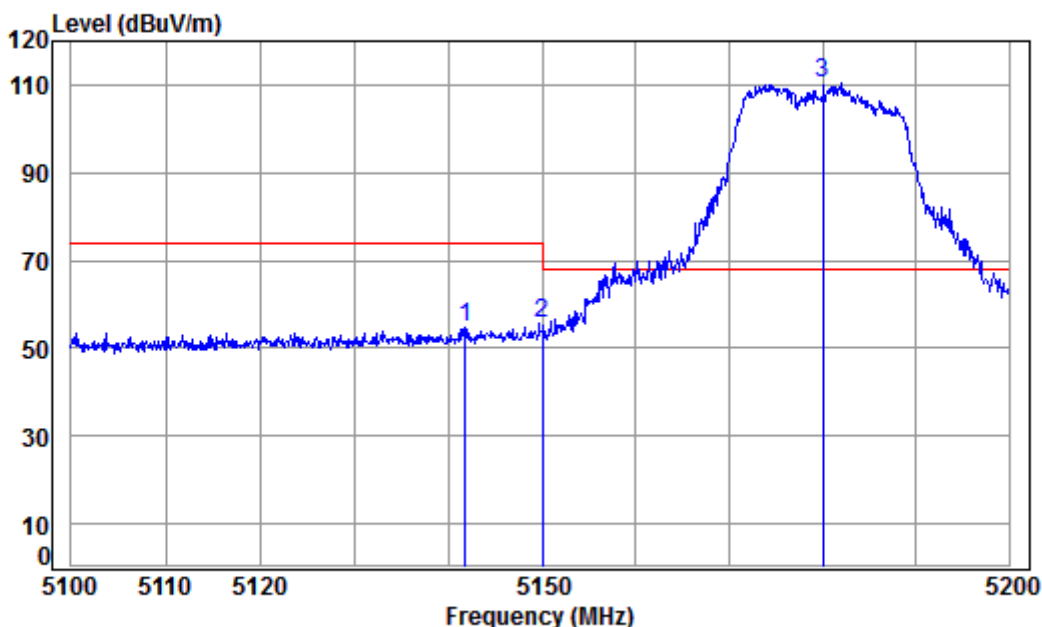


SGS-CSTC Standards Technical Services Co., Ltd.
Shenzhen Branch

Report No.: HKES171100325803

Page: 125 of 388

Mode:f; Polarization:Horizontal; Modulation:n; bandwidth:20MHz; Channel:Low



Condition : 3m HORIZONTAL
Job No : 03258IT/03259IT
Mode : 5180 Band edge
Note : 5G WiFi 11N20
Power Setting: 6

		Cable	Ant	Preamp	Read		Limit	Over	
	Freq	Loss	Factor	Factor	Level	Level	Line	Limit	Remark
	MHz	dB	dB/m	dB	dBuV	dBuV/m	dBuV/m	dB	
1	5141.764	8.31	34.47	37.39	49.37	54.76	74.00	-19.24	peak
2	5149.980	8.33	34.47	37.40	50.12	55.52	74.00	-18.48	peak
3	pp 5180.000	8.37	34.46	37.42	104.81	110.22	68.20	42.02	peak

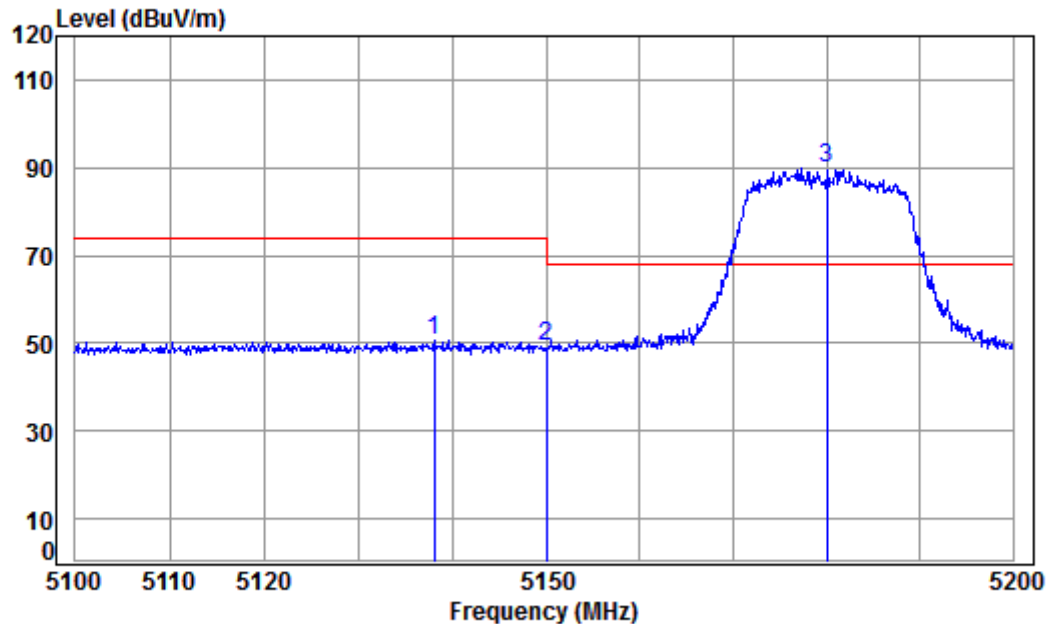


SGS-CSTC Standards Technical Services Co., Ltd.
Shenzhen Branch

Report No.: HKES171100325803

Page: 126 of 388

Mode:f; Polarization:Vertical; Modulation:n; bandwidth:20MHz; Channel:Low



Condition : 3m VERTICAL
Job No : 03258IT/03259IT
Mode : 5180 Band edge
Note : 5G WiFi 11N20
Power Setting: 6

		Cable	Ant	Preamp	Read		Limit	Over	
	Freq	Loss	Factor	Factor	Level	Level	Line	Limit	Remark
	MHz	dB	dB/m	dB	dBuV	dBuV/m	dBuV/m	dB	
1	5138.071	8.31	34.47	37.39	45.29	50.68	74.00	-23.32	Peak
2	5149.980	8.33	34.47	37.40	44.02	49.42	74.00	-24.58	Peak
3 pp	5180.000	8.37	34.46	37.42	84.37	89.78	68.20	21.58	Peak

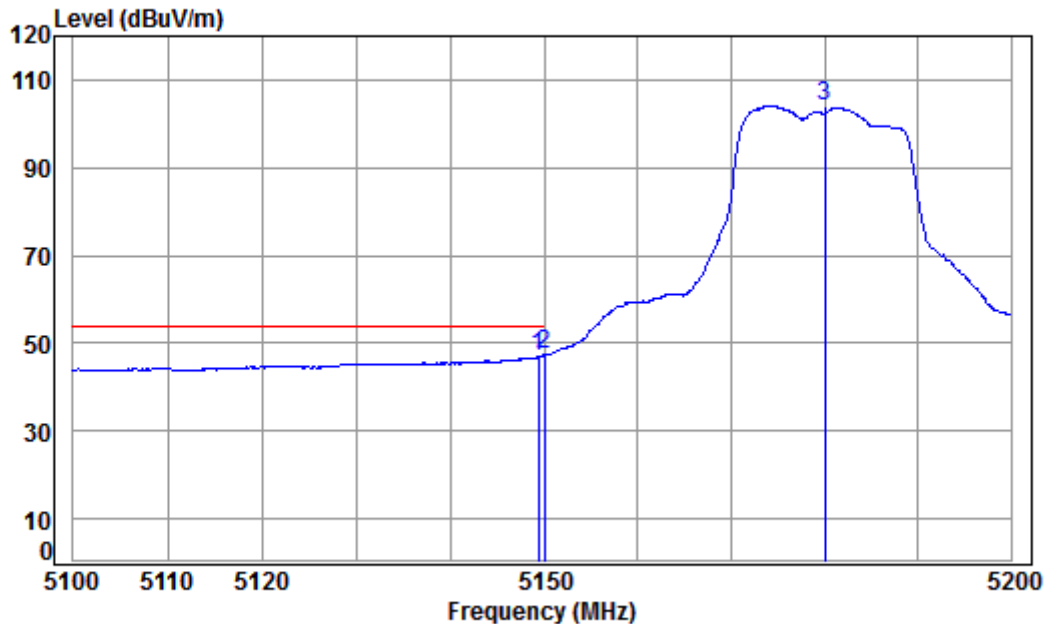


SGS-CSTC Standards Technical Services Co., Ltd.
Shenzhen Branch

Report No.: HKES171100325803

Page: 127 of 388

Mode:f; Polarization:Horizontal; Modulation:n; bandwidth:20MHz; Channel:Low



Condition : 3m HORIZONTAL
Job No : 03258IT/03259IT
Mode : 5180 Band edge
Note : 5G WiFi 11N20
Power Setting: 6

		Cable	Ant	Preamp	Read		Limit	Over	
	Freq	Loss	Factor	Factor	Level	Level	Line	Limit	Remark
	MHz	dB	dB/m	dB	dBuV	dBuV/m	dBuV/m	dB	
1	5149.357	8.32	34.47	37.40	41.42	46.81	54.00	-7.19	Average
2	pp 5149.980	8.33	34.47	37.40	42.01	47.41	54.00	-6.59	Average
3	5180.000	8.37	34.46	37.42	98.61	104.02	-----	-----	Average

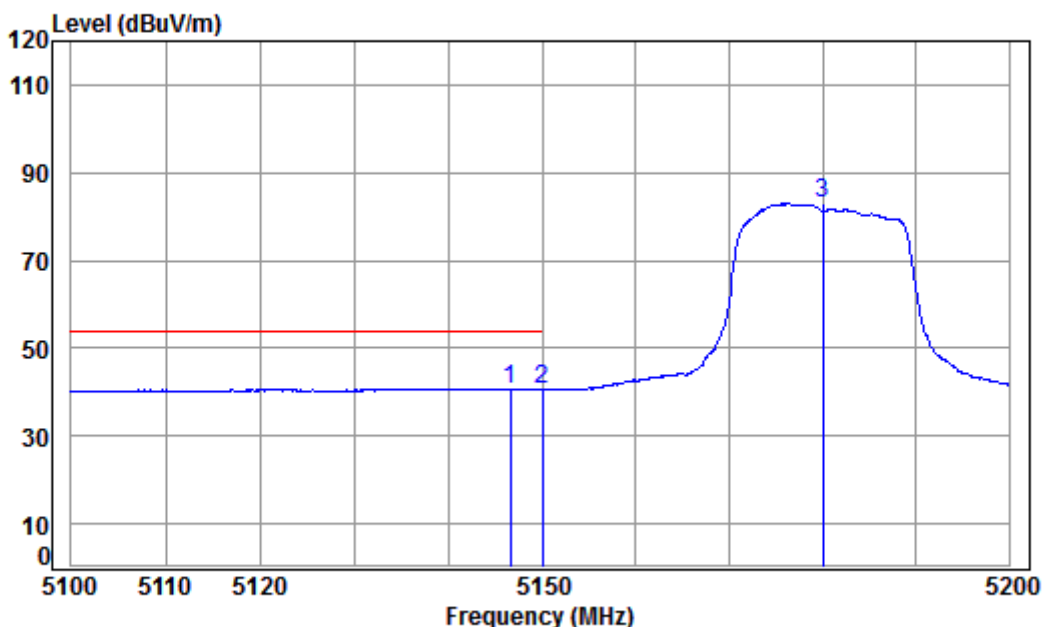


SGS-CSTC Standards Technical Services Co., Ltd.
Shenzhen Branch

Report No.: HKES171100325803

Page: 128 of 388

Mode:f; Polarization:Vertical; Modulation:n; bandwidth:20MHz; Channel:Low



Condition : 3m VERTICAL
Job No : 03258IT/03259IT
Mode : 5180 Band edge
Note : 5G WiFi 11N20
Power Setting: 6

		Cable	Ant	Preamp	Read		Limit	Over	
	Freq	Loss	Factor	Factor	Level	Level	Line	Limit	Remark
	MHz	dB	dB/m	dB	dBuV	dBuV/m	dBuV/m	dB	
1	pp 5146.558	8.32	34.47	37.40	35.36	40.75	54.00	-13.25	Average
2	5149.980	8.33	34.47	37.40	35.22	40.62	54.00	-13.38	Average
3	5180.000	8.37	34.46	37.42	77.52	82.93	-----	-----	Average

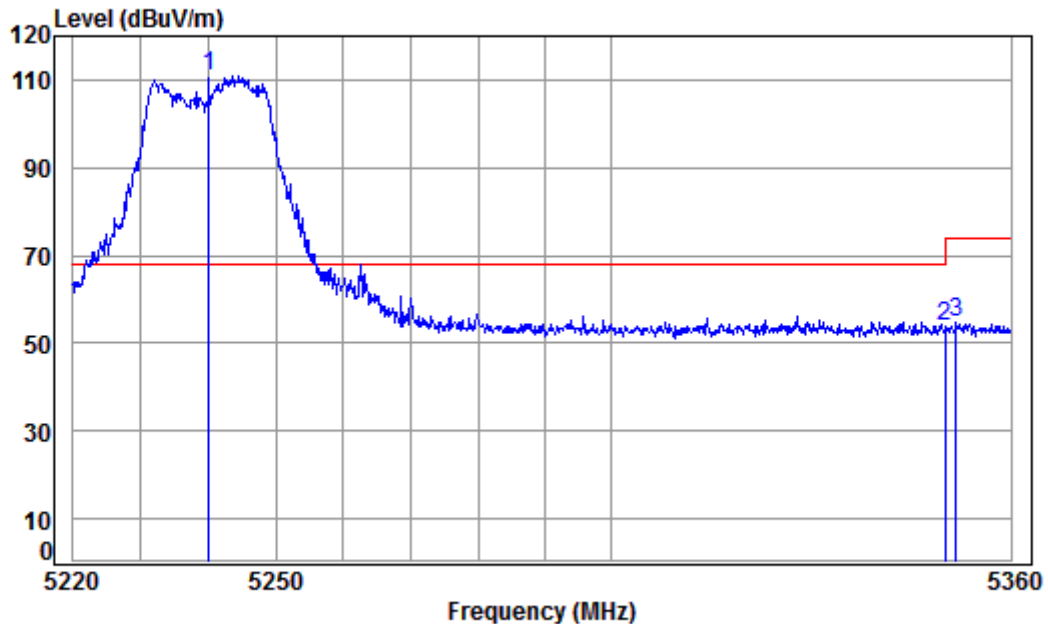


SGS-CSTC Standards Technical Services Co., Ltd.
Shenzhen Branch

Report No.: HKES171100325803

Page: 129 of 388

Mode:f; Polarization:Horizontal; Modulation:n; bandwidth:20MHz; Channel:High



Condition : 3m HORIZONTAL
Job No : 03258IT/03259IT
Mode : 5240 Band edge
Note : 5G WiFi 11N20
Power Setting: 6

		Cable	Ant	Preamp	Read	Limit	Over	
	Freq	Loss	Factor	Factor	Level	Level	Line	Limit Remark
	MHz	dB	dB/m	dB	dBuV	dBuV/m	dBuV/m	dB
1	pp 5240.000	8.46	34.45	37.45	105.38	110.84	68.20	42.64 peak
2	5350.020	8.63	34.43	37.52	48.12	53.66	74.00	-20.34 peak
3	5351.637	8.63	34.43	37.52	49.03	54.57	74.00	-19.43 peak

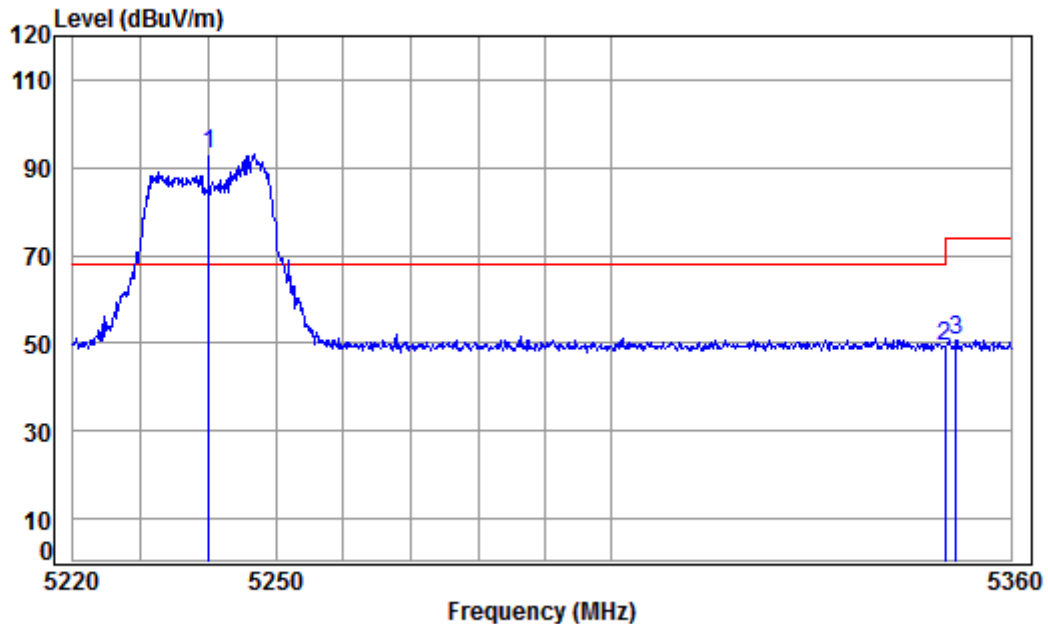


SGS-CSTC Standards Technical Services Co., Ltd.
Shenzhen Branch

Report No.: HKES171100325803

Page: 130 of 388

Mode:f; Polarization:Vertical; Modulation:n; bandwidth:20MHz; Channel:High

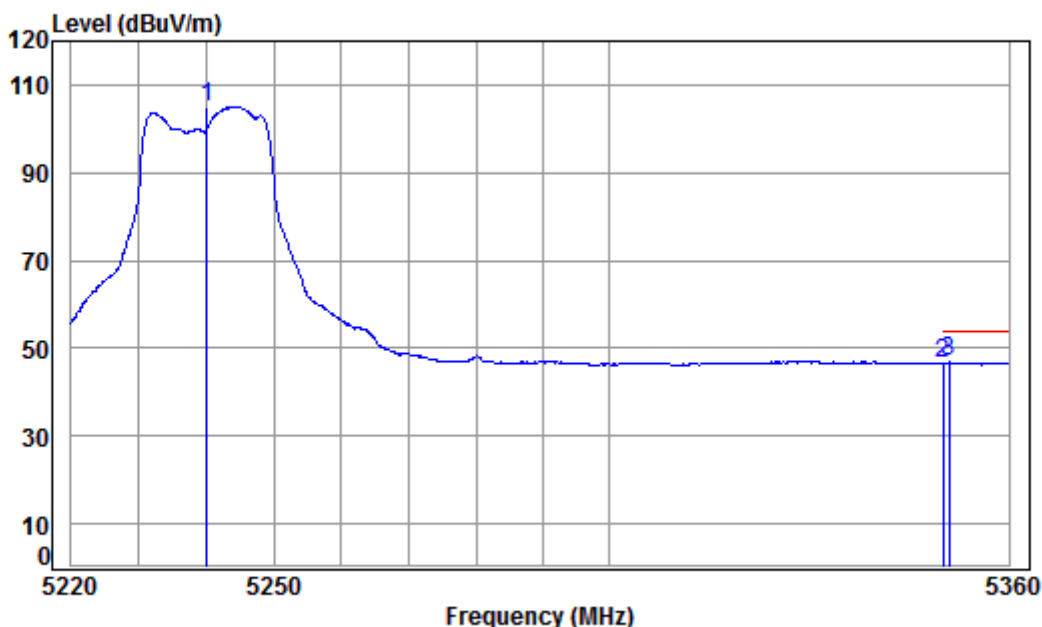


Condition : 3m VERTICAL
Job No : 03258IT/03259IT
Mode : 5240 Band edge
Note : 5G WiFi 11N20
Power Setting: 6

		Cable	Ant	Preamp	Read	Limit	Over	
	Freq	Loss	Factor	Factor	Level	Level	Line	Remark
	MHz	dB	dB/m	dB	dBuV	dBuV/m	dBuV/m	dB
1	pp 5240.000	8.46	34.45	37.45	87.42	92.88	68.20	24.68 Peak
2	5350.020	8.63	34.43	37.52	43.59	49.13	74.00	-24.87 Peak
3	5351.778	8.63	34.43	37.52	45.28	50.82	74.00	-23.18 Peak



Mode:f; Polarization:Horizontal; Modulation:n; bandwidth:20MHz; Channel:High



Condition : 3m HORIZONTAL
Job No : 03258IT/03259IT
Mode : 5240 Band edge
Note : 5G WiFi 11N20
Power Setting: 6

		Cable	Ant	Preamp	Read	Limit	Over	
	Freq	Loss	Factor	Factor	Level	Line	Limit	Remark
	MHz	dB	dB/m	dB	dBuV	dBuV/m	dBuV/m	dB
1	5240.000	8.46	34.45	37.45	99.53	104.99	-----	Average
2	5350.020	8.63	34.43	37.52	41.03	46.57	54.00	-7.43 Average
3 pp	5350.929	8.63	34.43	37.52	41.24	46.78	54.00	-7.22 Average

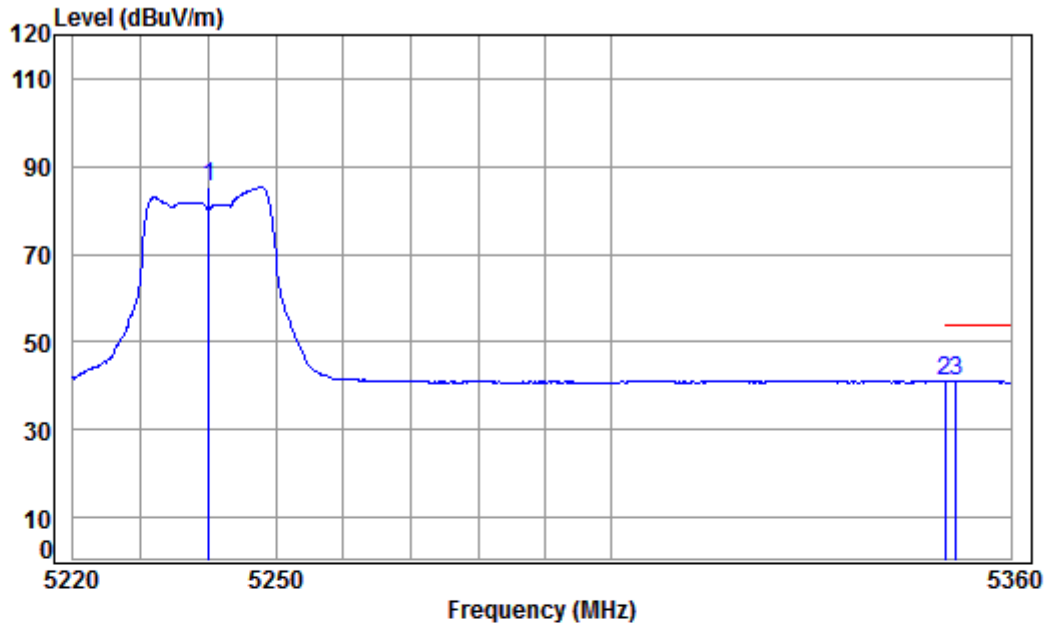


SGS-CSTC Standards Technical Services Co., Ltd.
Shenzhen Branch

Report No.: HKES171100325803

Page: 132 of 388

Mode:f; Polarization:Vertical; Modulation:n; bandwidth:20MHz; Channel:High



Condition : 3m VERTICAL
Job No : 03258IT/03259IT
Mode : 5240 Band edge
Note : 5G WiFi 11N20
Power Setting: 6

		Cable	Ant	Preamp	Read	Limit	Over	
	Freq	Loss	Factor	Factor	Level	Line	Limit	Remark
	MHz	dB	dB/m	dB	dBuV	dBuV/m	dBuV/m	dB
1	5240.000	8.46	34.45	37.45	79.82	85.28	-----	Average
2	5350.020	8.63	34.43	37.52	35.50	41.04	54.00	-12.96 Average
3 pp	5351.778	8.63	34.43	37.52	35.59	41.13	54.00	-12.87 Average

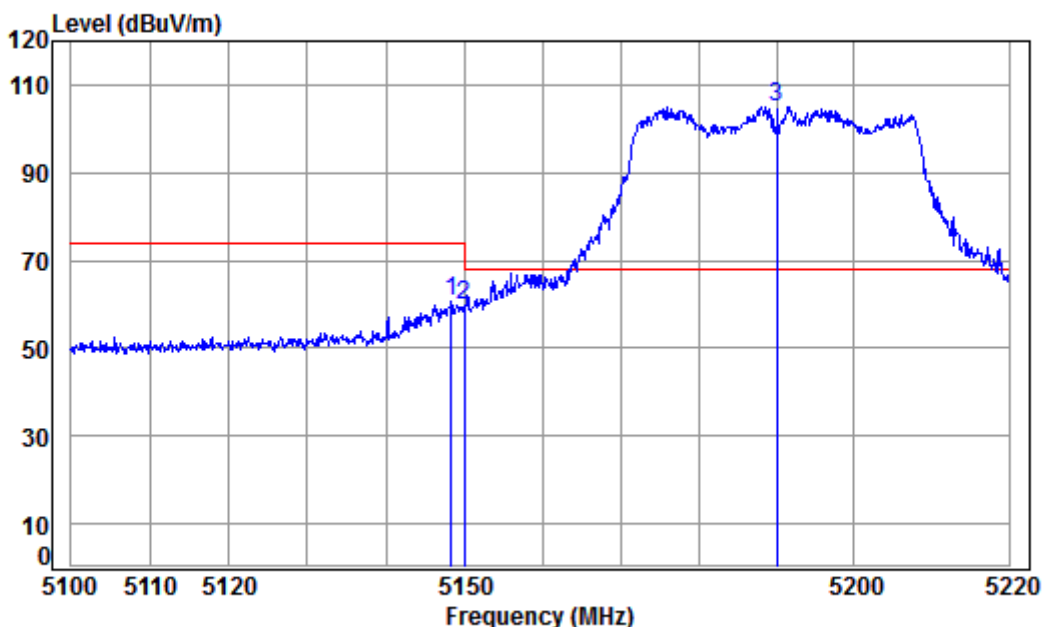


SGS-CSTC Standards Technical Services Co., Ltd.
Shenzhen Branch

Report No.: HKES171100325803

Page: 133 of 388

Mode:f; Polarization:Horizontal; Modulation:n; bandwidth:40MHz; Channel:Low



Condition : 3m HORIZONTAL
Job No : 03258IT/03259IT
Mode : 5190 Band edge
Note : 5G WiFi 11N40
Power Setting: 5

		Cable	Ant	Preamp	Read	Limit	Over	
	Freq	Loss	Factor	Factor	Level	Level	Line	Limit Remark
	MHz	dB	dB/m	dB	dBuV	dBuV/m	dBuV/m	dB
1	5148.384	8.32	34.47	37.40	55.09	60.48	74.00	-13.52 peak
2	5149.980	8.33	34.47	37.40	54.58	59.98	74.00	-14.02 peak
3 pp	5190.000	8.39	34.46	37.42	99.71	105.14	68.20	36.94 peak

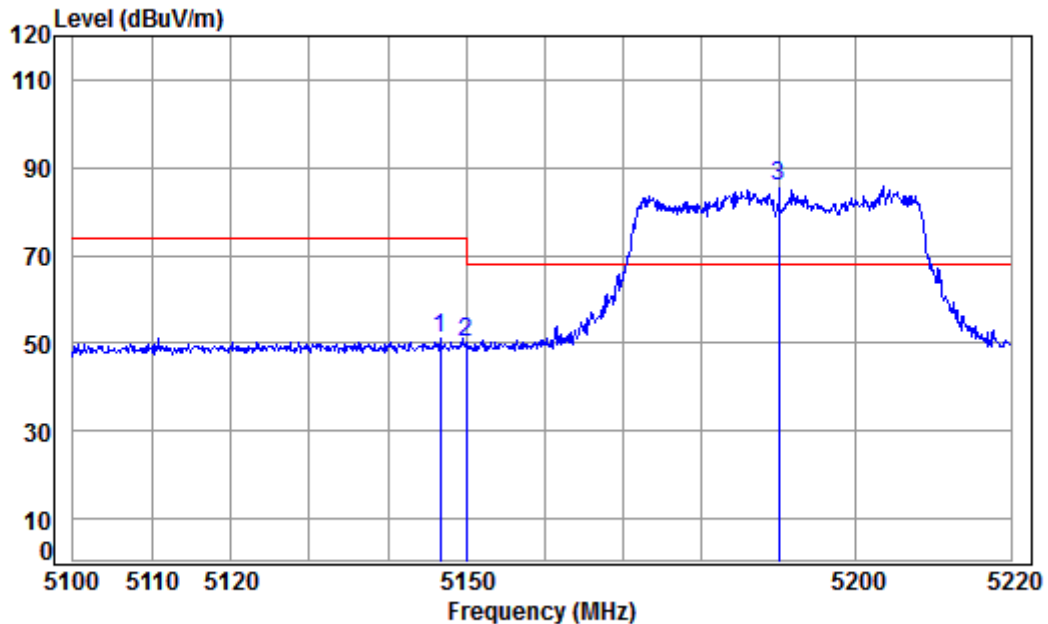


SGS-CSTC Standards Technical Services Co., Ltd.
Shenzhen Branch

Report No.: HKES171100325803

Page: 134 of 388

Mode:f; Polarization:Vertical; Modulation:n; bandwidth:40MHz; Channel:Low



Condition : 3m VERTICAL
Job No : 03258IT/03259IT
Mode : 5190 Band edge
Note : 5G WiFi 11N40
Power Setting: 5

		Cable	Ant	Preamp	Read	Limit	Over	
	Freq	Loss	Factor	Factor	Level	Level	Line	Limit Remark
	MHz	dB	dB/m	dB	dBuV	dBuV/m	dBuV/m	dB
1	5146.708	8.32	34.47	37.40	45.87	51.26	74.00	-22.74 Peak
2	5149.980	8.33	34.47	37.40	44.92	50.32	74.00	-23.68 Peak
3	pp 5190.000	8.39	34.46	37.42	80.33	85.76	68.20	17.56 Peak

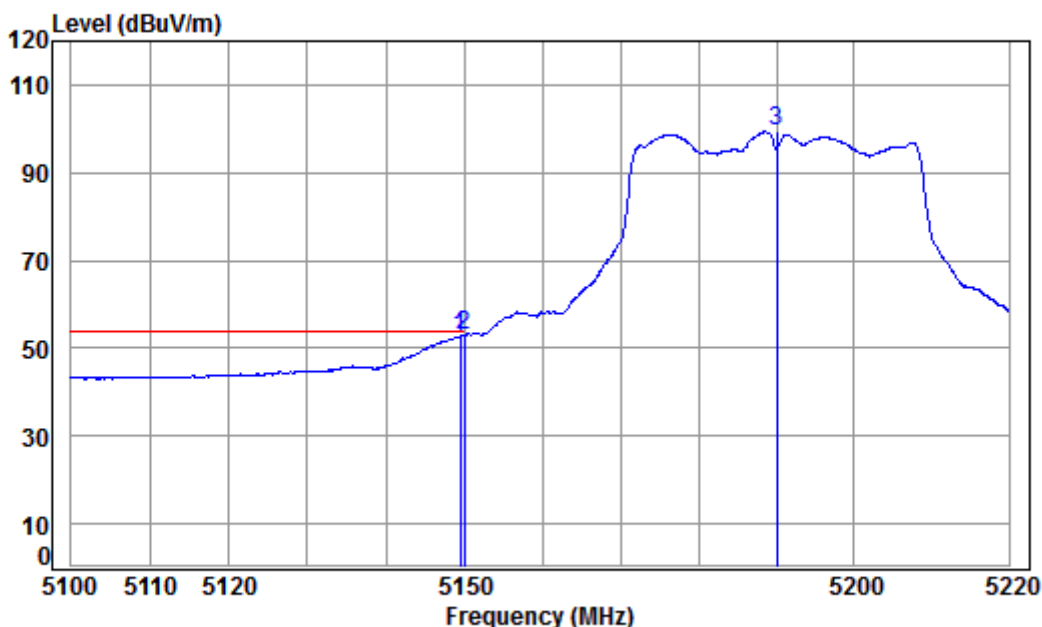


SGS-CSTC Standards Technical Services Co., Ltd.
Shenzhen Branch

Report No.: HKES171100325803

Page: 135 of 388

Mode:f; Polarization:Horizontal; Modulation:n; bandwidth:40MHz; Channel:Low



Condition : 3m HORIZONTAL
Job No : 03258IT/03259IT
Mode : 5190 Band edge
Note : 5G WiFi 11N40
Power Setting: 5

		Cable	Ant	Preamp	Read	Limit	Over	
	Freq	Loss	Factor	Factor	Level	Level	Line	Limit Remark
	MHz	dB	dB/m	dB	dBuV	dBuV/m	dBuV/m	dB
1	5149.461	8.32	34.47	37.40	47.17	52.56	54.00	-1.44 Average
2	pp 5149.980	8.33	34.47	37.40	47.44	52.84	54.00	-1.16 Average
3	5190.000	8.39	34.46	37.42	93.87	99.30	-----	----- Average

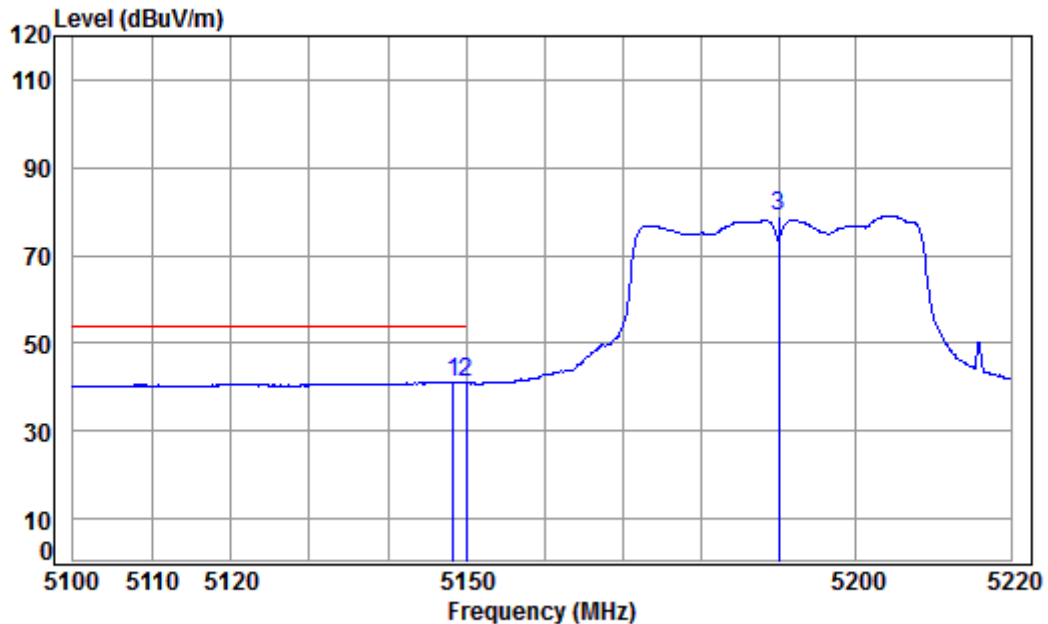


SGS-CSTC Standards Technical Services Co., Ltd.
Shenzhen Branch

Report No.: HKES171100325803

Page: 136 of 388

Mode:f; Polarization:Vertical; Modulation:n; bandwidth:40MHz; Channel:Low



Condition : 3m VERTICAL
Job No : 03258IT/03259IT
Mode : 5190 Band edge
Note : 5G WiFi 11N40
Power Setting: 5

		Cable	Ant	Preamp	Read		Limit	Over	
	Freq	Loss	Factor	Factor	Level	Level	Line	Limit	Remark
	MHz	dB	dB/m	dB	dBuV	dBuV/m	dBuV/m	dB	
1	pp 5148.264	8.32	34.47	37.40	35.75	41.14	54.00	-12.86	Average
2	5149.980	8.33	34.47	37.40	35.58	40.98	54.00	-13.02	Average
3	5190.000	8.39	34.46	37.42	73.72	79.15	-----	-----	Average

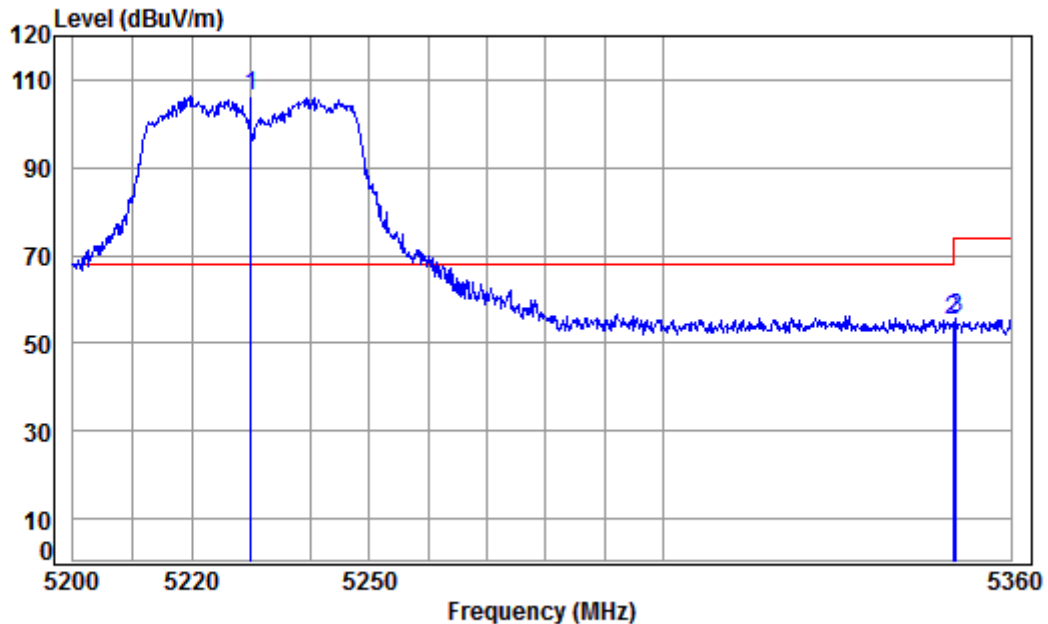


SGS-CSTC Standards Technical Services Co., Ltd.
Shenzhen Branch

Report No.: HKES171100325803

Page: 137 of 388

Mode:f; Polarization:Horizontal; Modulation:n; bandwidth:40MHz; Channel:High



Condition : 3m HORIZONTAL
Job No : 03258IT/03259IT
Mode : 5230 Band edge
Note : 5G WiFi 11N40
Power Setting: 5

		Cable	Ant	Preamp	Read		Limit	Over	
	Freq	Loss	Factor	Factor	Level	Level	Line	Limit	Remark
	MHz	dB	dB/m	dB	dBuV	dBuV/m	dBuV/m	dB	
1	pp 5230.000	8.45	34.45	37.45	100.77	106.22	68.20	38.02	peak
2	5350.020	8.63	34.43	37.52	49.75	55.29	74.00	-18.71	peak
3	5350.587	8.63	34.43	37.52	49.90	55.44	74.00	-18.56	peak

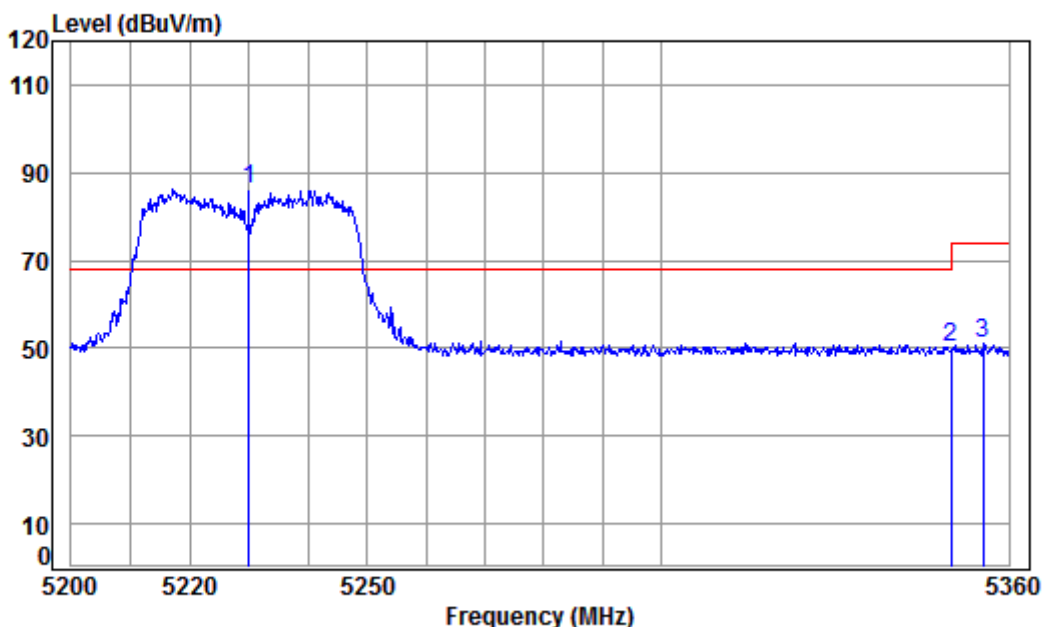


SGS-CSTC Standards Technical Services Co., Ltd.
Shenzhen Branch

Report No.: HKES171100325803

Page: 138 of 388

Mode:f; Polarization:Vertical; Modulation:n; bandwidth:40MHz; Channel:High



Condition : 3m VERTICAL
Job No : 03258IT/03259IT
Mode : 5230 Band edge
Note : 5G WiFi 11N40
Power Setting: 5

		Cable	Ant	Preamp	Read	Limit	Over	
	Freq	Loss	Factor	Factor	Level	Level	Line	Limit Remark
	MHz	dB	dB/m	dB	dBuV	dBuV/m	dBuV/m	dB
1	pp 5230.000	8.45	34.45	37.45	81.00	86.45	68.20	18.25 Peak
2	5350.020	8.63	34.43	37.52	44.55	50.09	74.00	-23.91 Peak
3	5355.454	8.64	34.43	37.53	45.49	51.03	74.00	-22.97 Peak

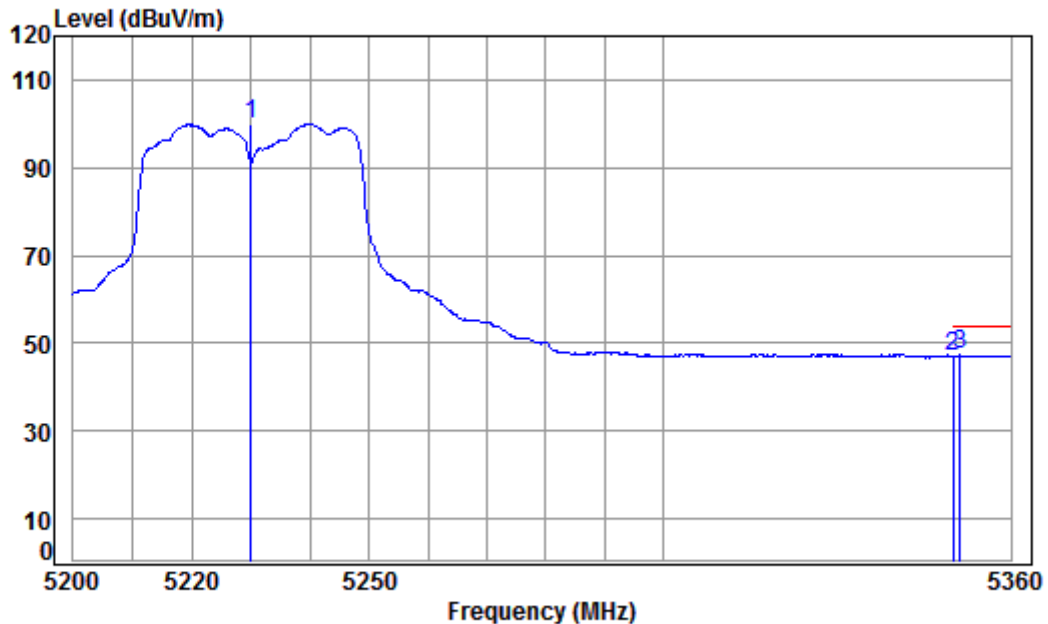


SGS-CSTC Standards Technical Services Co., Ltd.
Shenzhen Branch

Report No.: HKES171100325803

Page: 139 of 388

Mode:f; Polarization:Horizontal; Modulation:n; bandwidth:40MHz; Channel:High



Condition : 3m HORIZONTAL
Job No : 03258IT/03259IT
Mode : 5230 Band edge
Note : 5G WiFi 11N40
Power Setting: 5

		Cable	Ant	Preamp	Read	Limit	Over	
	Freq	Loss	Factor	Factor	Level	Line	Limit	Remark
	MHz	dB	dB/m	dB	dBuV	dBuV/m	dBuV/m	dB
1	5230.000	8.45	34.45	37.45	94.40	99.85	-----	Average
2	5350.020	8.63	34.43	37.52	41.58	47.12	54.00	-6.88 Average
3	pp 5351.235	8.63	34.43	37.52	41.71	47.25	54.00	-6.75 Average

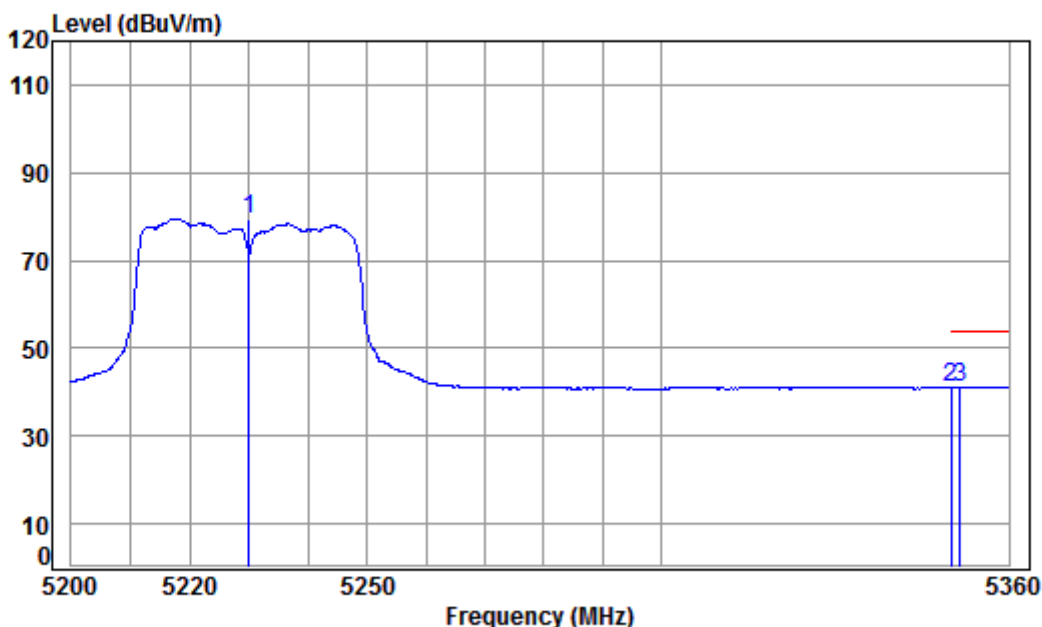


SGS-CSTC Standards Technical Services Co., Ltd.
Shenzhen Branch

Report No.: HKES171100325803

Page: 140 of 388

Mode:f; Polarization:Vertical; Modulation:n; bandwidth:40MHz; Channel:High

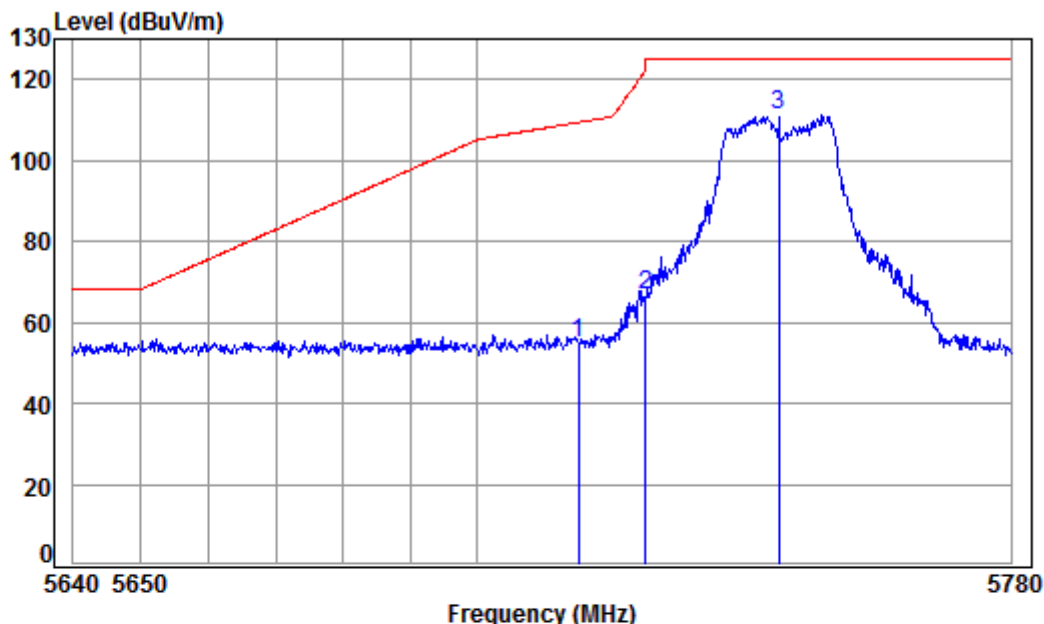


Condition : 3m VERTICAL
Job No : 03258IT/03259IT
Mode : 5230 Band edge
Note : 5G WiFi 11N40
Power Setting: 5

		Cable	Ant	Preamp	Read	Limit	Over	
	Freq	Loss	Factor	Factor	Level	Line	Limit	Remark
	MHz	dB	dB/m	dB	dBuV	dBuV/m	dBuV/m	dB
1	5230.000	8.45	34.45	37.45	73.91	79.36	-----	Average
2	5350.020	8.63	34.43	37.52	35.52	41.06	54.00	-12.94 Average
3	pp 5351.560	8.63	34.43	37.52	35.65	41.19	54.00	-12.81 Average

Bans 3

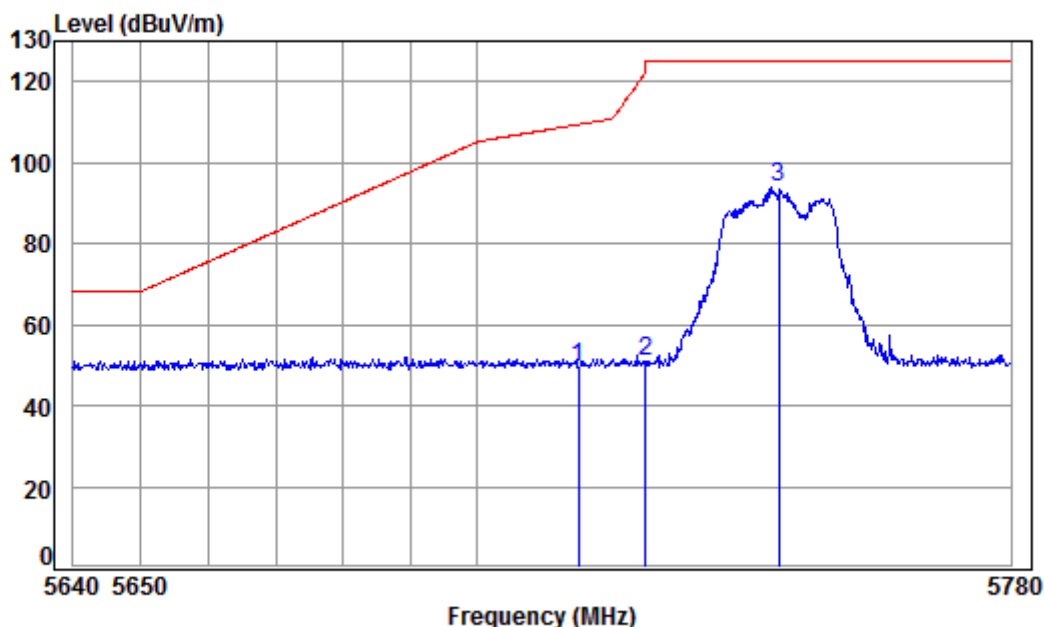
Mode:g; Polarization:Horizontal; Modulation:a; bandwidth:20MHz; Channel:Low



Condition : 3m HORIZONTAL
 Job No : 03258IT/03259IT
 Mode : 5745 Band edge
 Note : 5G WiFi 11A20
 Power Setting: 6

		Cable	Ant	Preamp	Read	Limit	Over	
	Freq	Loss	Factor	Factor	Level	Level	Line	Limit Remark
	MHz	dB	dB/m	dB	dBuV	dBuV/m	dBuV/m	dB
1	5715.000	9.61	34.53	37.74	48.60	55.00	109.40	-54.40 peak
2	5725.000	9.64	34.54	37.75	60.20	66.63	122.20	-55.57 peak
3 pp	5745.000	9.71	34.55	37.76	104.59	111.09	125.20	-14.11 peak

Mode:g; Polarization:Vertical; Modulation:a; bandwidth:20MHz; Channel:Low



Condition : 3m VERTICAL
 Job No : 03258IT/03259IT
 Mode : 5745 Band edge
 Note : 5G WiFi 11A20
 Power Setting: 6

		Cable	Ant	Preamp	Read	Limit	Over	
	Freq	Loss	Factor	Factor	Level	Level	Line	Limit Remark
	MHz	dB	dB/m	dB	dBuV	dBuV/m	dBuV/m	dB
1	5715.000	9.61	34.53	37.74	43.19	49.59	109.40	-59.81 peak
2	5725.000	9.64	34.54	37.75	44.67	51.10	122.20	-71.10 peak
3 pp	5745.000	9.71	34.55	37.76	87.38	93.88	125.20	-31.32 peak

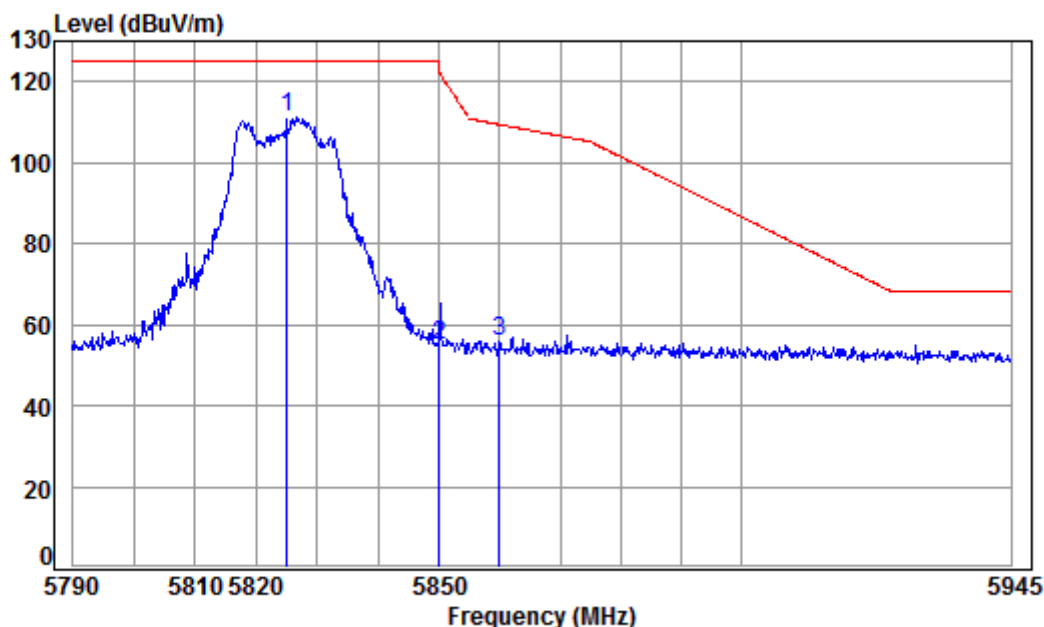


SGS-CSTC Standards Technical Services Co., Ltd.
Shenzhen Branch

Report No.: HKES171100325803

Page: 143 of 388

Mode:g; Polarization:Horizontal; Modulation:a; bandwidth:20MHz; Channel:High



Condition : 3m HORIZONTAL
Job No : 03258IT/03259IT
Mode : 5825 Band edge
Note : 5G WiFi 11A20
Power Setting: 6

		Cable	Ant	Preamp	Read	Limit	Over	
	Freq	Loss	Factor	Factor	Level	Level	Line	Limit Remark
	MHz	dB	dB/m	dB	dBuV	dBuV/m	dBuV/m	dB
1	pp 5825.000	9.98	34.60	37.80	104.62	111.40	125.20	-13.80 peak
2	5850.000	10.07	34.61	37.82	48.24	55.10	122.20	-67.10 peak
3	5860.000	10.10	34.62	37.82	48.88	55.78	109.40	-53.62 peak

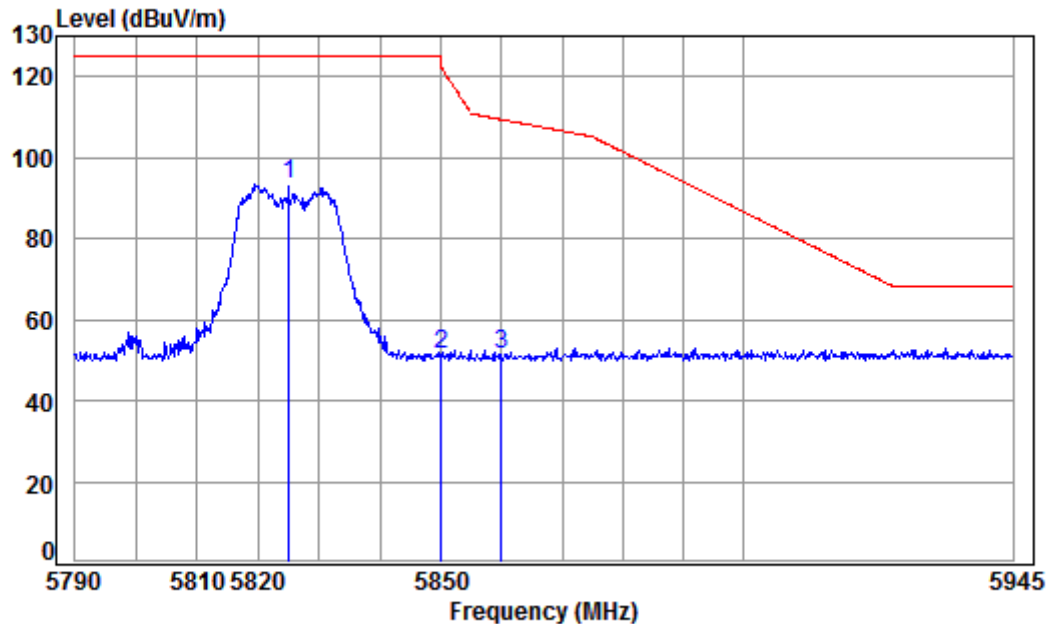


SGS-CSTC Standards Technical Services Co., Ltd.
Shenzhen Branch

Report No.: HKES171100325803

Page: 144 of 388

Mode:g; Polarization:Vertical; Modulation:a; bandwidth:20MHz; Channel:High



Condition : 3m VERTICAL
Job No : 03258IT/03259IT
Mode : 5825 Band edge
Note : 5G WiFi 11A20
Power Setting: 6

		Cable	Ant	Preamp	Read	Limit	Over	
	Freq	Loss	Factor	Factor	Level	Level	Line	Limit
	MHz	dB	dB/m	dB	dBuV	dBuV/m	dBuV/m	dB
1	pp 5825.000	9.98	34.60	37.80	86.45	93.23	125.20	-31.97 peak
2	5850.000	10.07	34.61	37.82	44.73	51.59	122.20	-70.61 peak
3	5860.000	10.10	34.62	37.82	44.31	51.21	109.40	-58.19 peak

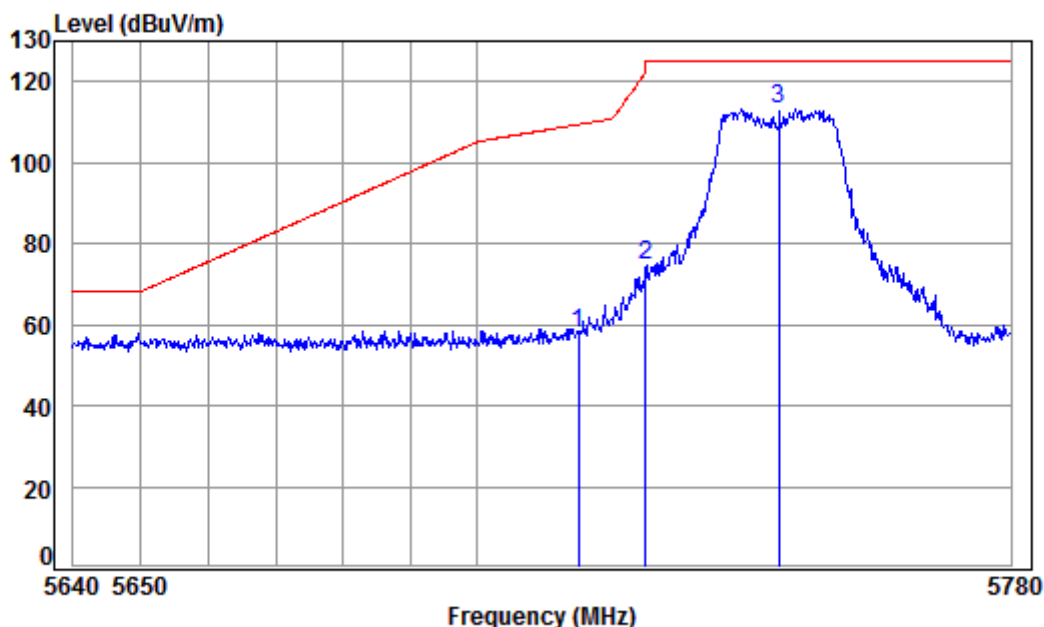


SGS-CSTC Standards Technical Services Co., Ltd.
Shenzhen Branch

Report No.: HKES171100325803

Page: 145 of 388

Mode:g; Polarization:Horizontal; Modulation:ac; bandwidth:20MHz; Channel:Low



Condition : 3m HORIZONTAL
Job No : 03258IT/03259IT
Mode : 5745 Band edge
Note : 5G WiFi 11AC20
Power Setting: 6

		Cable	Ant	Preamp	Read	Limit	Over	
	Freq	Loss	Factor	Factor	Level	Level	Line	Limit Remark
	MHz	dB	dB/m	dB	dBuV	dBuV/m	dBuV/m	dB
1	5715.000	9.61	34.53	38.13	51.82	57.83	109.40	-51.57 peak
2	5725.000	9.64	34.54	38.13	68.48	74.53	122.20	-47.67 peak
3 pp	5745.000	9.71	34.55	38.12	107.13	113.27	125.20	-11.93 peak

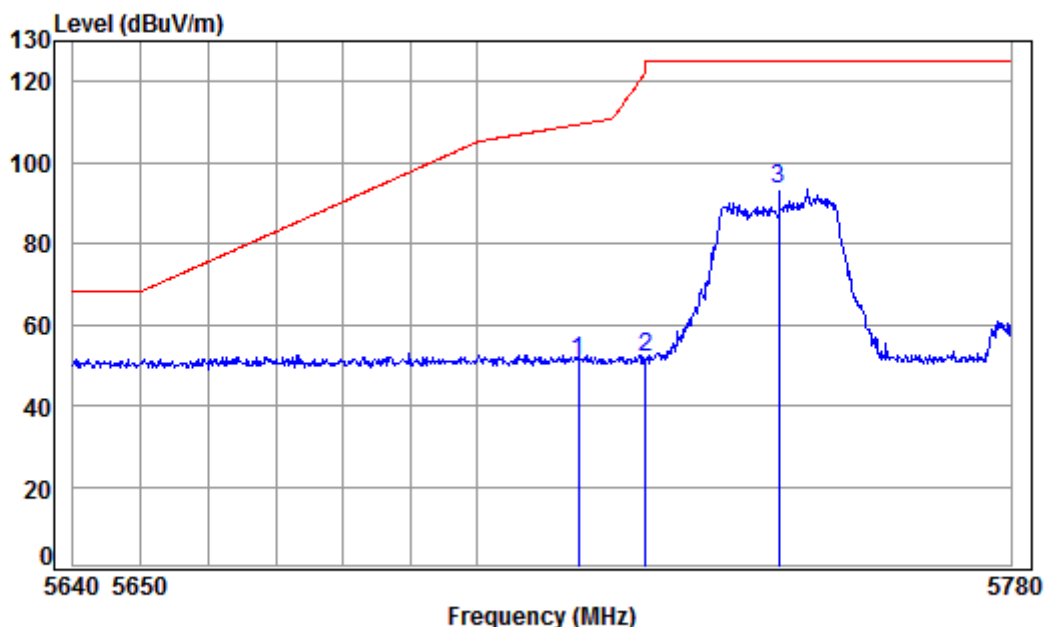


SGS-CSTC Standards Technical Services Co., Ltd.
Shenzhen Branch

Report No.: HKES171100325803

Page: 146 of 388

Mode:g; Polarization:Vertical; Modulation:ac; bandwidth:20MHz; Channel:Low



Condition : 3m VERTICAL
Job No : 03258IT/03259IT
Mode : 5745 Band edge
Note : 5G WiFi 11AC20
Power Setting: 6

		Cable	Ant	Preamp	Read	Limit	Over	
	Freq	Loss	Factor	Factor	Level	Level	Line	Remark
	MHz	dB	dB/m	dB	dBuV	dBuV/m	dBuV/m	dB
1	5715.000	9.61	34.53	38.13	44.89	50.90	109.40	-58.50 peak
2	5725.000	9.64	34.54	38.13	45.75	51.80	122.20	-70.40 peak
3 pp	5745.000	9.71	34.55	38.12	87.04	93.18	125.20	-32.02 peak

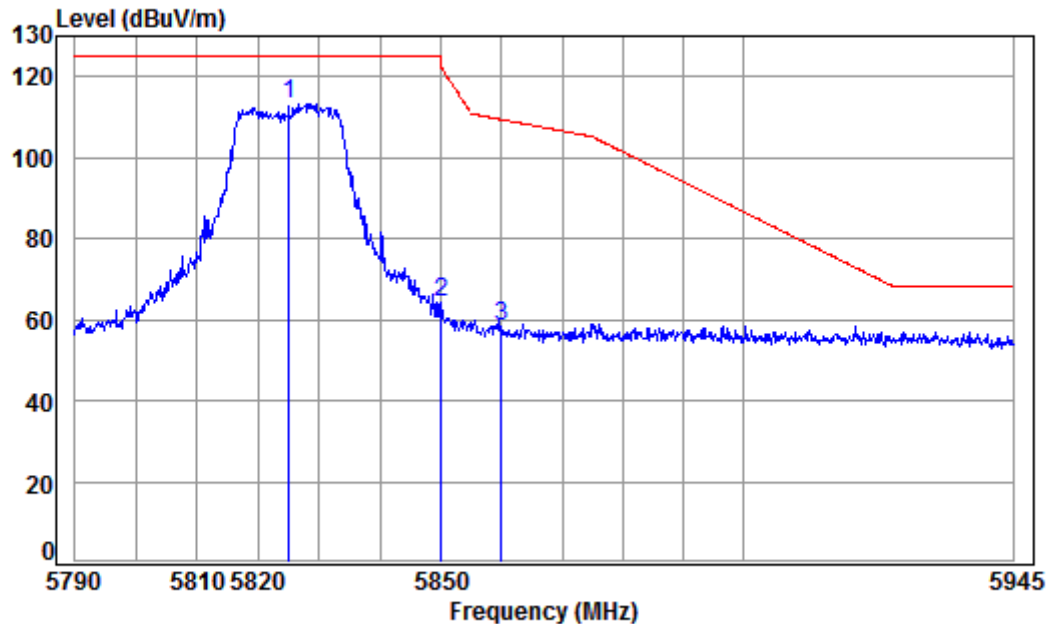


SGS-CSTC Standards Technical Services Co., Ltd.
Shenzhen Branch

Report No.: HKES171100325803

Page: 147 of 388

Mode:g; Polarization:Horizontal; Modulation:ac; bandwidth:20MHz; Channel:High



Condition : 3m HORIZONTAL
Job No : 03258IT/03259IT
Mode : 5825 Band edge
Note : 5G WiFi 11AC20
Power Setting: 6

		Cable	Ant	Preamp	Read		Limit	Over	
	Freq	Loss	Factor	Factor	Level	Level	Line	Limit	Remark
	MHz	dB	dB/m	dB	dBuV	dBuV/m	dBuV/m	dB	
1	pp 5825.000	9.98	34.60	38.12	106.97	113.43	125.20	-11.77	peak
2	5850.000	10.07	34.61	38.11	57.55	64.12	122.20	-58.08	peak
3	5860.000	10.10	34.62	38.11	51.50	58.11	109.40	-51.29	peak

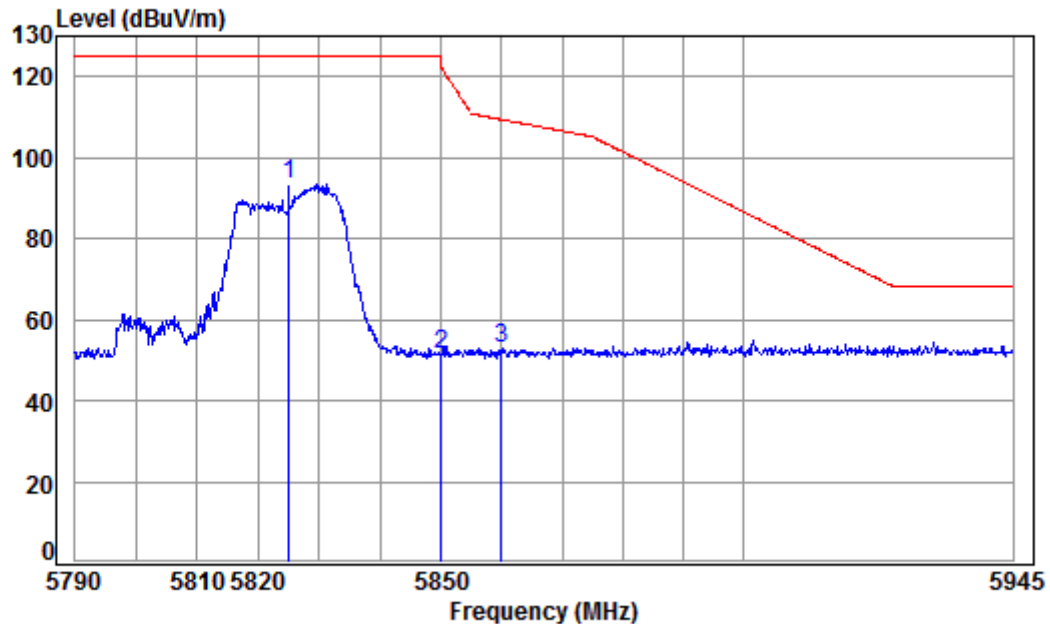


SGS-CSTC Standards Technical Services Co., Ltd.
Shenzhen Branch

Report No.: HKES171100325803

Page: 148 of 388

Mode:g; Polarization:Vertical; Modulation:ac; bandwidth:20MHz; Channel:High



Condition : 3m VERTICAL
Job No : 03258IT/03259IT
Mode : 5825 Band edge
Note : 5G WiFi 11AC20
Power Setting: 6

		Cable	Ant	Preamp	Read	Limit	Over	
	Freq	Loss	Factor	Factor	Level	Level	Line	Limit Remark
	MHz	dB	dB/m	dB	dBuV	dBuV/m	dBuV/m	dB
1	pp 5825.000	9.98	34.60	38.12	86.93	93.39	125.20	-31.81 peak
2	5850.000	10.07	34.61	38.11	44.93	51.50	122.20	-70.70 peak
3	5860.000	10.10	34.62	38.11	46.22	52.83	109.40	-56.57 peak

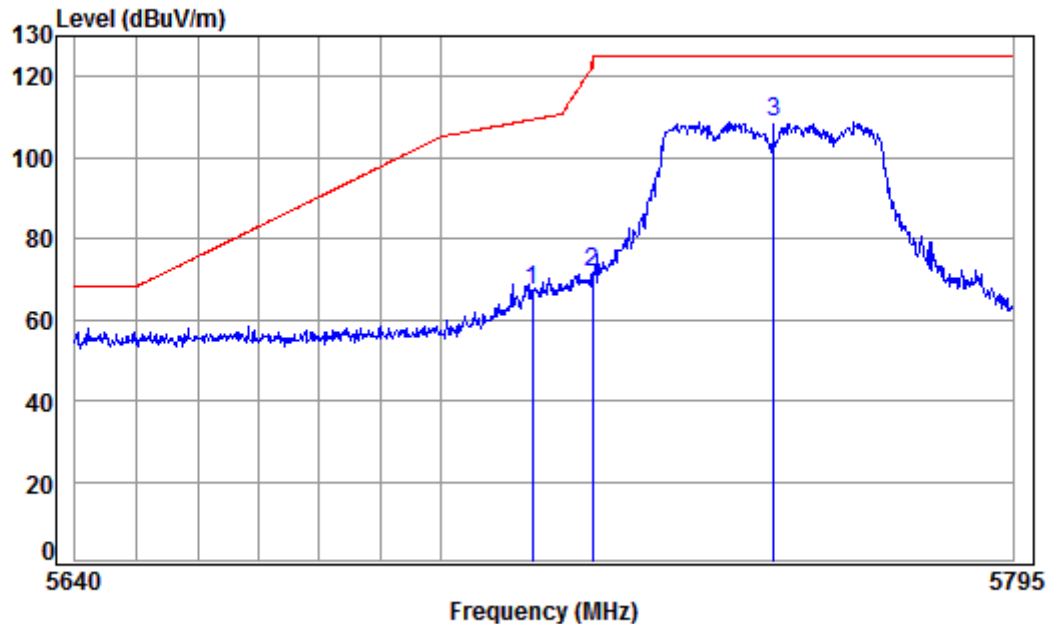


SGS-CSTC Standards Technical Services Co., Ltd.
Shenzhen Branch

Report No.: HKES171100325803

Page: 149 of 388

Mode:g; Polarization:Horizontal; Modulation:ac; bandwidth:40MHz; Channel:Low



Condition : 3m HORIZONTAL
Job No : 03258IT/03259IT
Mode : 5755 Band edge
Note : 5G WiFi 11AC40
Power Setting: 5

		Cable	Ant	Preamp	Read	Limit	Over	
	Freq	Loss	Factor	Factor	Level	Level	Line	Remark
	MHz	dB	dB/m	dB	dBuV	dBuV/m	dBuV/m	dB
1	5715.000	9.61	34.53	38.13	61.43	67.44	109.40	-41.96 peak
2	5725.000	9.64	34.54	38.13	65.59	71.64	122.20	-50.56 peak
3 pp	5755.000	9.75	34.56	38.12	102.69	108.88	125.20	-16.32 peak

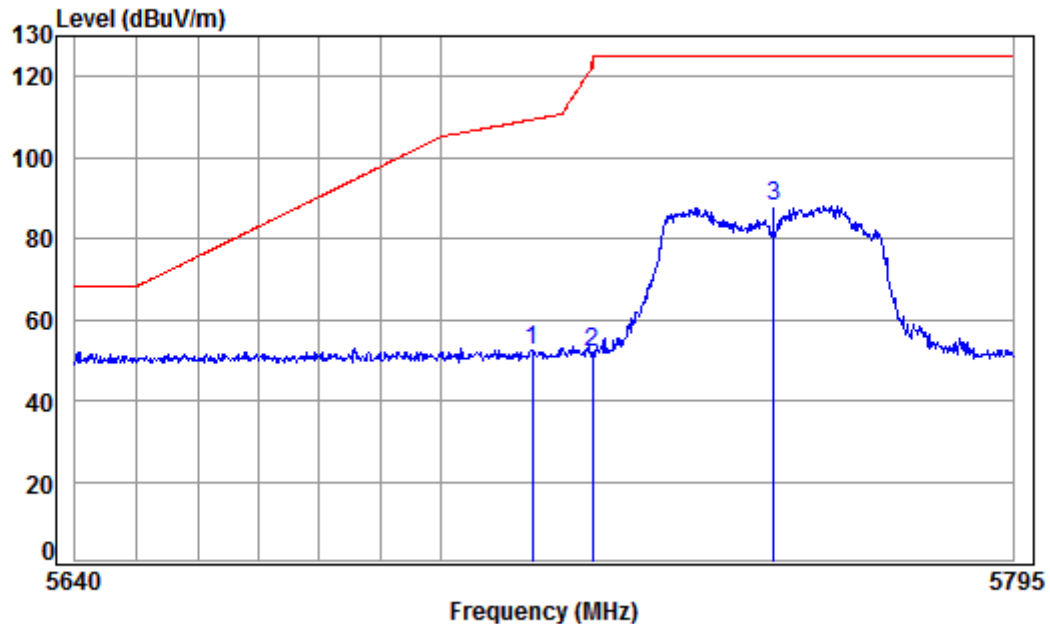


SGS-CSTC Standards Technical Services Co., Ltd.
Shenzhen Branch

Report No.: HKES171100325803

Page: 150 of 388

Mode:g; Polarization:Vertical; Modulation:ac; bandwidth:40MHz; Channel:Low



Condition : 3m VERTICAL
Job No : 03258IT/03259IT
Mode : 5755 Band edge
Note : 5G WiFi 11AC40
Power Setting: 5

		Cable	Ant	Preamp	Read	Limit	Over	
	Freq	Loss	Factor	Factor	Level	Level	Line	Remark
	MHz	dB	dB/m	dB	dBuV	dBuV/m	dBuV/m	dB
1	5715.000	9.61	34.53	38.13	46.38	52.39	109.40	-57.01 peak
2	5725.000	9.64	34.54	38.13	45.96	52.01	122.20	-70.19 peak
3 pp	5755.000	9.75	34.56	38.12	82.02	88.21	125.20	-36.99 peak

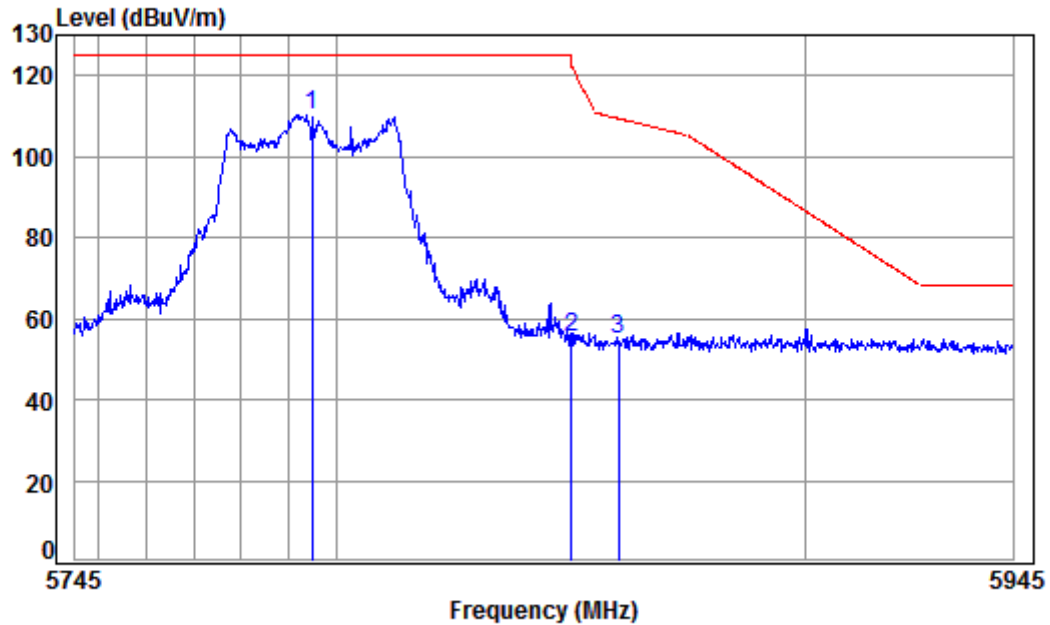


SGS-CSTC Standards Technical Services Co., Ltd.
Shenzhen Branch

Report No.: HKES171100325803

Page: 151 of 388

Mode:g; Polarization:Horizontal; Modulation:ac; bandwidth:40MHz; Channel:High



Condition : 3m HORIZONTAL
Job No : 03258IT/03259IT
Mode : 5795 Band edge
Note : 5G WiFi 11AC40
Power Setting: 5

		Cable	Ant	Preamp	Read	Limit	Over	
	Freq	Loss	Factor	Factor	Level	Level	Line	Limit Remark
	MHz	dB	dB/m	dB	dBuV	dBuV/m	dBuV/m	dB
1	pp 5795.000	9.88	34.58	38.12	104.04	110.38	125.20	-14.82 peak
2	5850.000	10.07	34.61	38.11	48.62	55.19	122.20	-67.01 peak
3	5860.000	10.10	34.62	38.11	48.08	54.69	109.40	-54.71 peak

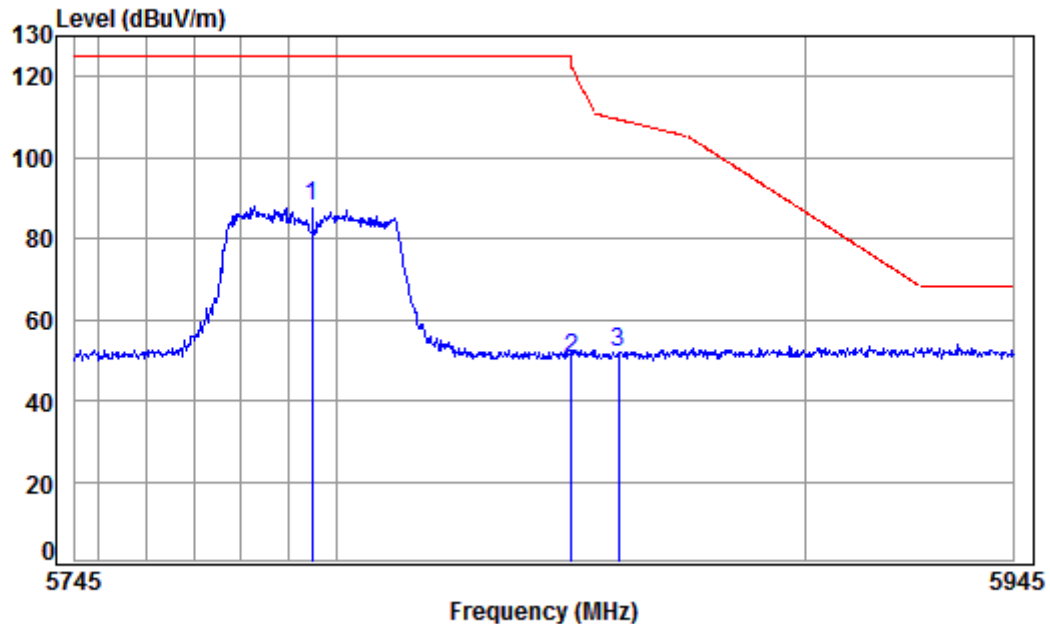


SGS-CSTC Standards Technical Services Co., Ltd.
Shenzhen Branch

Report No.: HKES171100325803

Page: 152 of 388

Mode:g; Polarization:Vertical; Modulation:ac; bandwidth:40MHz; Channel:High



Condition : 3m VERTICAL
Job No : 03258IT/03259IT
Mode : 5795 Band edge
Note : 5G WiFi 11AC40
Power Setting: 5

		Cable	Ant	Preamp	Read	Limit	Over	
	Freq	Loss	Factor	Factor	Level	Level	Line	Limit Remark
	MHz	dB	dB/m	dB	dBuV	dBuV/m	dBuV/m	dB
1	pp 5795.000	9.88	34.58	38.12	81.85	88.19	125.20	-37.01 peak
2	5850.000	10.07	34.61	38.11	44.09	50.66	122.20	-71.54 peak
3	5860.000	10.10	34.62	38.11	45.10	51.71	109.40	-57.69 peak

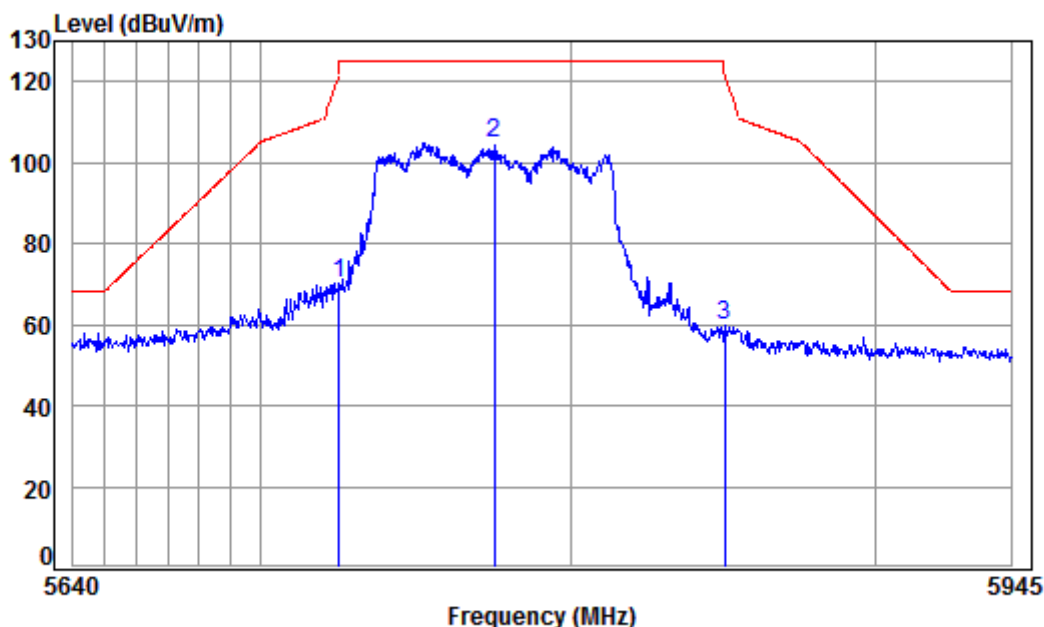


SGS-CSTC Standards Technical Services Co., Ltd.
Shenzhen Branch

Report No.: HKES171100325803

Page: 153 of 388

Mode:g; Polarization:Horizontal; Modulation:ac; bandwidth:80MHz; Channel:Low



Condition : 3m HORIZONTAL
Job No : 03258IT/03259IT
Mode : 5775 Band edge
Note : 5G WiFi 11AC80
Power Setting: 3.5

		Cable	Ant	Preamp	Read		Limit	Over	
	Freq	Loss	Factor	Factor	Level	Level	Line	Limit	Remark
	MHz	dB	dB/m	dB	dBuV	dBuV/m	dBuV/m	dB	
1	5724.993	9.64	34.54	38.13	64.25	70.30	122.18	-51.88	peak
2	pp 5775.000	9.81	34.57	38.12	98.75	105.01	125.20	-20.19	peak
3	5850.267	10.07	34.61	38.11	53.38	59.95	121.59	-61.64	peak

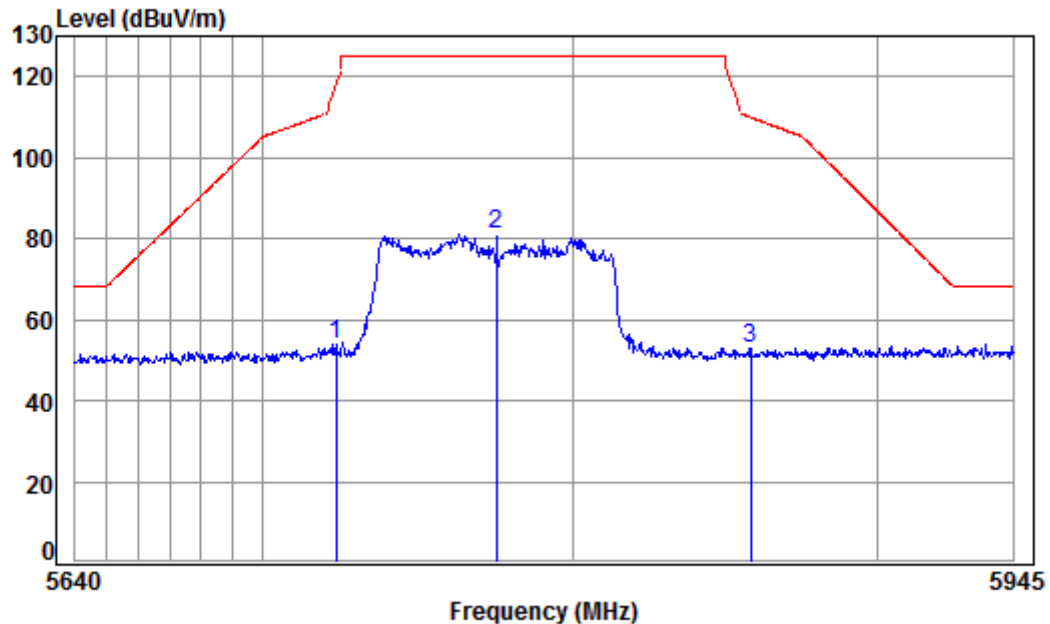


SGS-CSTC Standards Technical Services Co., Ltd.
Shenzhen Branch

Report No.: HKES171100325803

Page: 154 of 388

Mode:g; Polarization:Vertical; Modulation:ac; bandwidth:80MHz; Channel:Low



Condition : 3m VERTICAL
Job No : 03258IT/03259IT
Mode : 5775 Band edge
Note : 5G WiFi 11AC80
Power Setting: 3.5

		Cable	Ant	Preamp	Read		Limit	Over	
	Freq	Loss	Factor	Factor	Level	Level	Line	Limit	Remark
	MHz	dB	dB/m	dB	dBuV	dBuV/m	dBuV/m	dB	
1	5723.184	9.64	34.54	38.13	47.88	53.93	118.06	-64.13	peak
2	pp 5775.000	9.81	34.57	38.12	74.64	80.90	125.20	-44.30	peak
3	5858.283	10.10	34.62	38.11	46.35	52.96	109.88	-56.92	peak

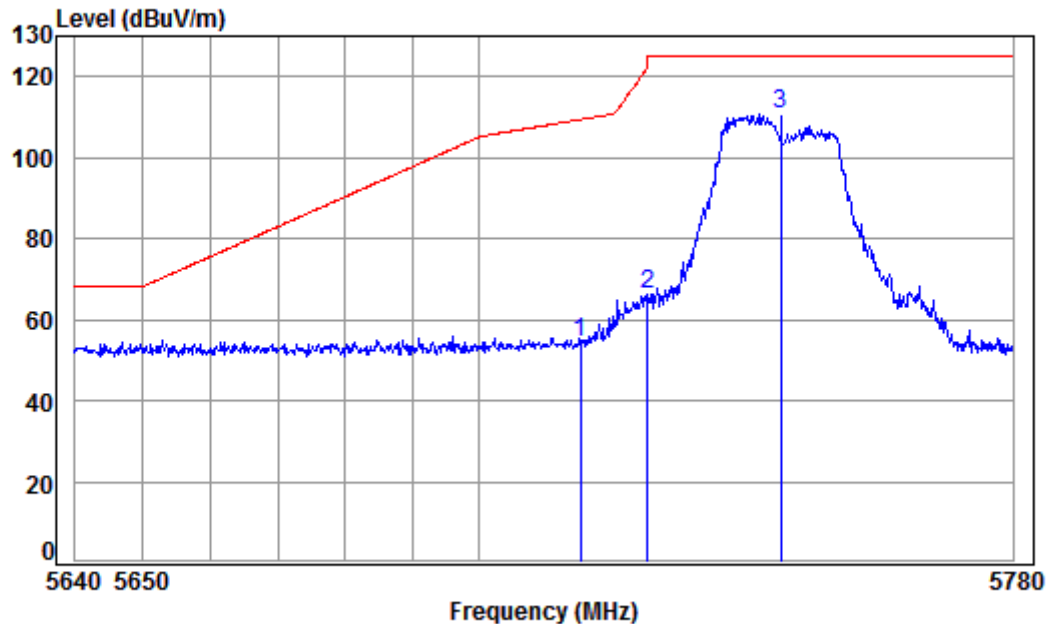


SGS-CSTC Standards Technical Services Co., Ltd.
Shenzhen Branch

Report No.: HKES171100325803

Page: 155 of 388

Mode:g; Polarization:Horizontal; Modulation:n; bandwidth:20MHz; Channel:Low



Condition : 3m HORIZONTAL
Job No : 03258IT/03259IT
Mode : 5745 Band edge
Note : 5G WiFi 11N20
Power Setting: 6

		Cable	Ant	Preamp	Read	Limit	Over	
	Freq	Loss	Factor	Factor	Level	Level	Line	Remark
	MHz	dB	dB/m	dB	dBuV	dBuV/m	dBuV/m	dB
1	5715.000	9.61	34.53	37.74	48.09	54.49	109.40	-54.91 peak
2	5725.000	9.64	34.54	37.75	59.74	66.17	122.20	-56.03 peak
3 pp	5745.000	9.71	34.55	37.76	104.36	110.86	125.20	-14.34 peak

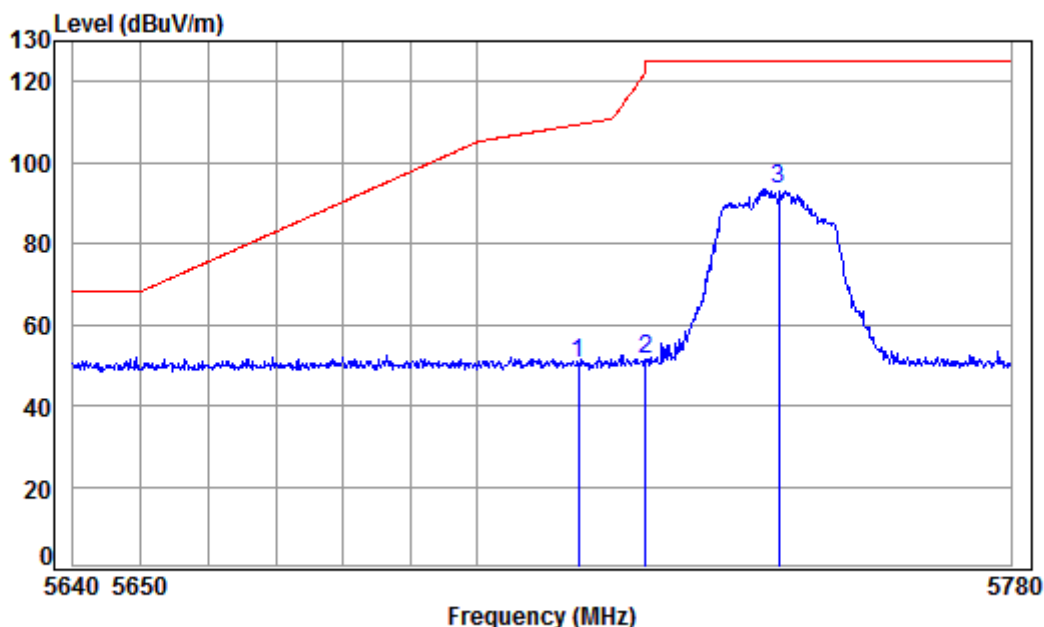


SGS-CSTC Standards Technical Services Co., Ltd.
Shenzhen Branch

Report No.: HKES171100325803

Page: 156 of 388

Mode:g; Polarization:Vertical; Modulation:n; bandwidth:20MHz; Channel:Low



Condition : 3m VERTICAL
Job No : 03258IT/03259IT
Mode : 5745 Band edge
Note : 5G WiFi 11N20
Power Setting: 6

		Cable	Ant	Preamp	Read	Limit	Over	
	Freq	Loss	Factor	Factor	Level	Level	Line	Limit Remark
	MHz	dB	dB/m	dB	dBuV	dBuV/m	dBuV/m	dB
1	5715.000	9.61	34.53	37.74	44.11	50.51	109.40	-58.89 peak
2	5725.000	9.64	34.54	37.75	45.09	51.52	122.20	-70.68 peak
3 pp	5745.000	9.71	34.55	37.76	86.88	93.38	125.20	-31.82 peak

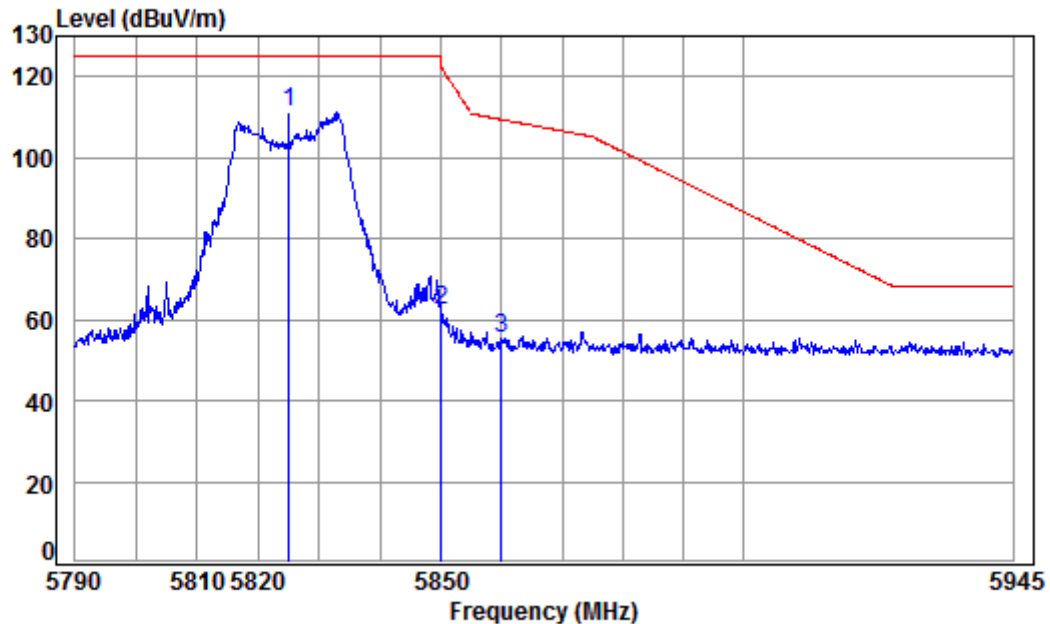


SGS-CSTC Standards Technical Services Co., Ltd.
Shenzhen Branch

Report No.: HKES171100325803

Page: 157 of 388

Mode:g; Polarization:Horizontal; Modulation:n; bandwidth:20MHz; Channel:High



Condition : 3m HORIZONTAL
Job No : 03258IT/03259IT
Mode : 5825 Band edge
Note : 5G WiFi 11N20
Power Setting: 6

		Cable	Ant	Preamp	Read		Limit	Over	
	Freq	Loss	Factor	Factor	Level	Level	Line	Limit	Remark
	MHz	dB	dB/m	dB	dBuV	dBuV/m	dBuV/m	dB	
1	pp 5825.000	9.98	34.60	37.80	104.63	111.41	125.20	-13.79	peak
2	5850.000	10.07	34.61	37.82	55.42	62.28	122.20	-59.92	peak
3	5860.000	10.10	34.62	37.82	48.55	55.45	109.40	-53.95	peak

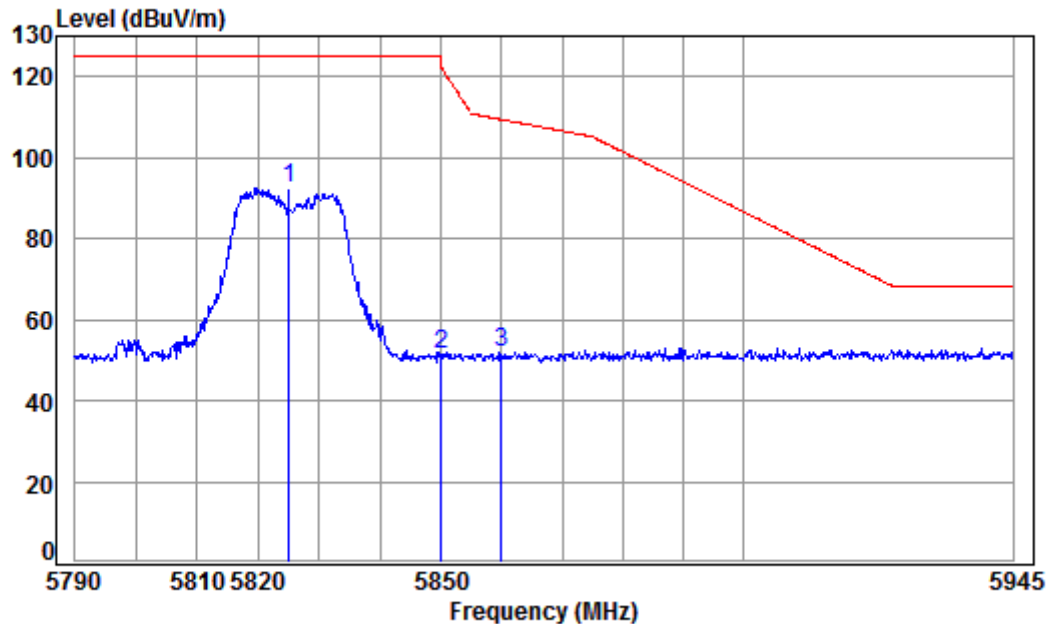


SGS-CSTC Standards Technical Services Co., Ltd.
Shenzhen Branch

Report No.: HKES171100325803

Page: 158 of 388

Mode:g; Polarization:Vertical; Modulation:n; bandwidth:20MHz; Channel:High



Condition : 3m VERTICAL
Job No : 03258IT/03259IT
Mode : 5825 Band edge
Note : 5G WiFi 11N20
Power Setting: 6

		Cable	Ant	Preamp	Read	Limit	Over	
	Freq	Loss	Factor	Factor	Level	Level	Line	Limit Remark
	MHz	dB	dB/m	dB	dBuV	dBuV/m	dBuV/m	dB
1	pp 5825.000	9.98	34.60	37.80	85.55	92.33	125.20	-32.87 peak
2	5850.000	10.07	34.61	37.82	44.48	51.34	122.20	-70.86 peak
3	5860.000	10.10	34.62	37.82	44.87	51.77	109.40	-57.63 peak

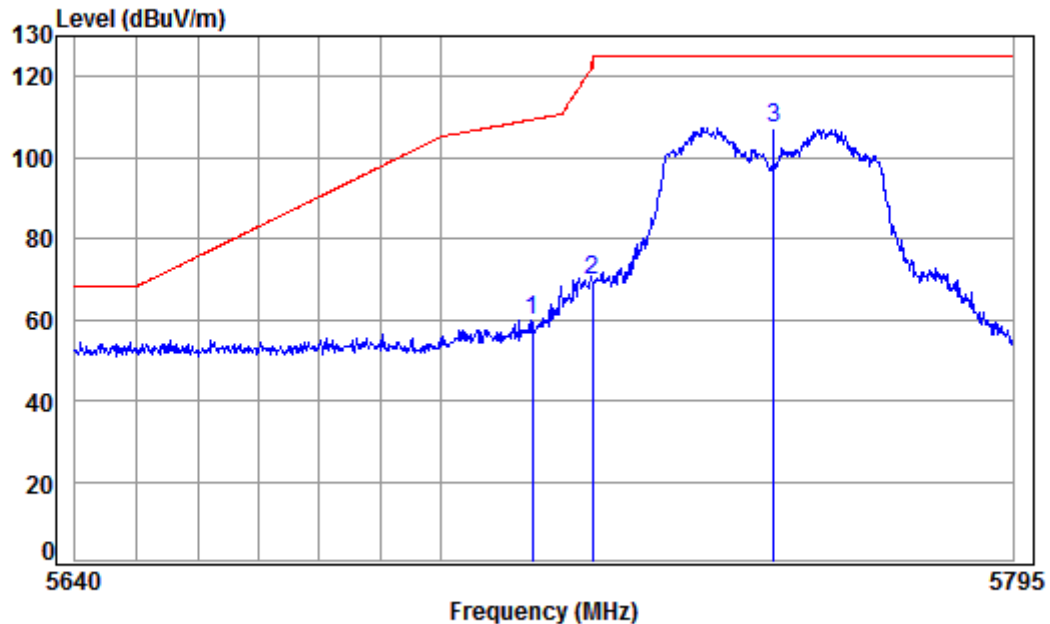


SGS-CSTC Standards Technical Services Co., Ltd.
Shenzhen Branch

Report No.: HKES171100325803

Page: 159 of 388

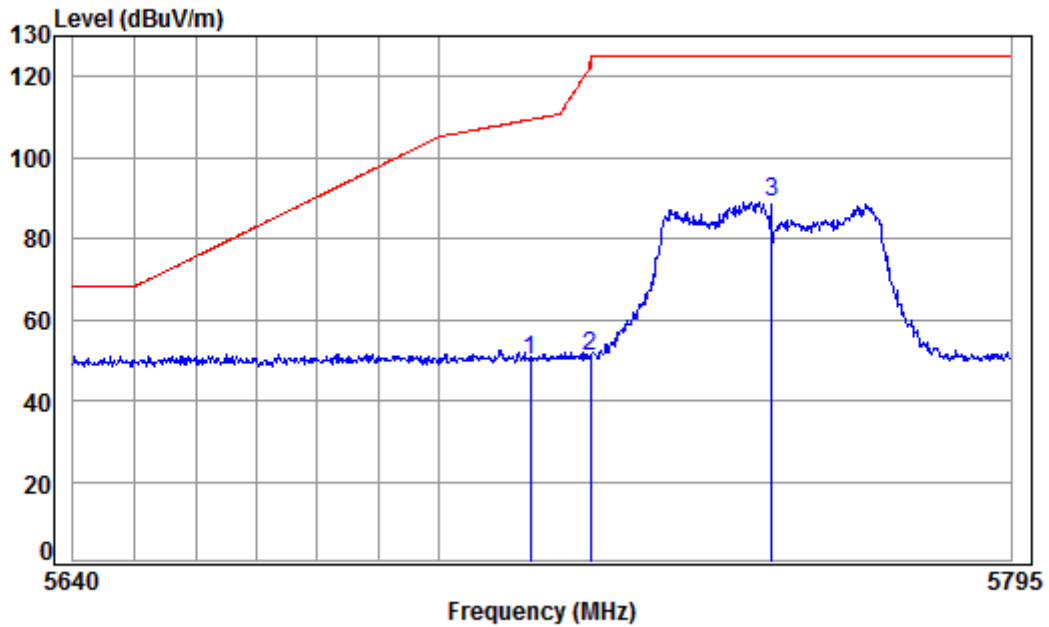
Mode:g; Polarization:Horizontal; Modulation:n; bandwidth:40MHz; Channel:Low



Condition : 3m HORIZONTAL
Job No : 03258IT/03259IT
Mode : 5755 Band edge
Note : 5G WiFi 11N40
Power Setting: 5

		Cable	Ant	Preamp	Read		Limit	Over	
	Freq	Loss	Factor	Factor	Level	Level	Line	Limit	Remark
	MHz	dB	dB/m	dB	dBuV	dBuV/m	dBuV/m	dB	
1	5715.000	9.61	34.53	37.74	53.18	59.58	109.40	-49.82	peak
2	5725.000	9.64	34.54	37.75	63.07	69.50	122.20	-52.70	peak
3 pp	5755.000	9.75	34.56	37.76	100.72	107.27	125.20	-17.93	peak

Mode:g; Polarization:Vertical; Modulation:n; bandwidth:40MHz; Channel:Low



Condition : 3m VERTICAL
 Job No : 03258IT/03259IT
 Mode : 5755 Band edge
 Note : 5G WiFi 11N40
 Power Setting: 5

		Cable	Ant	Preamp	Read	Limit	Over	
	Freq	Loss	Factor	Factor	Level	Level	Line	Limit Remark
	MHz	dB	dB/m	dB	dBuV	dBuV/m	dBuV/m	dB
1	5715.000	9.61	34.53	37.74	43.61	50.01	109.40	-59.39 peak
2	5725.000	9.64	34.54	37.75	44.49	50.92	122.20	-71.28 peak
3 pp	5755.000	9.75	34.56	37.76	82.58	89.13	125.20	-36.07 peak

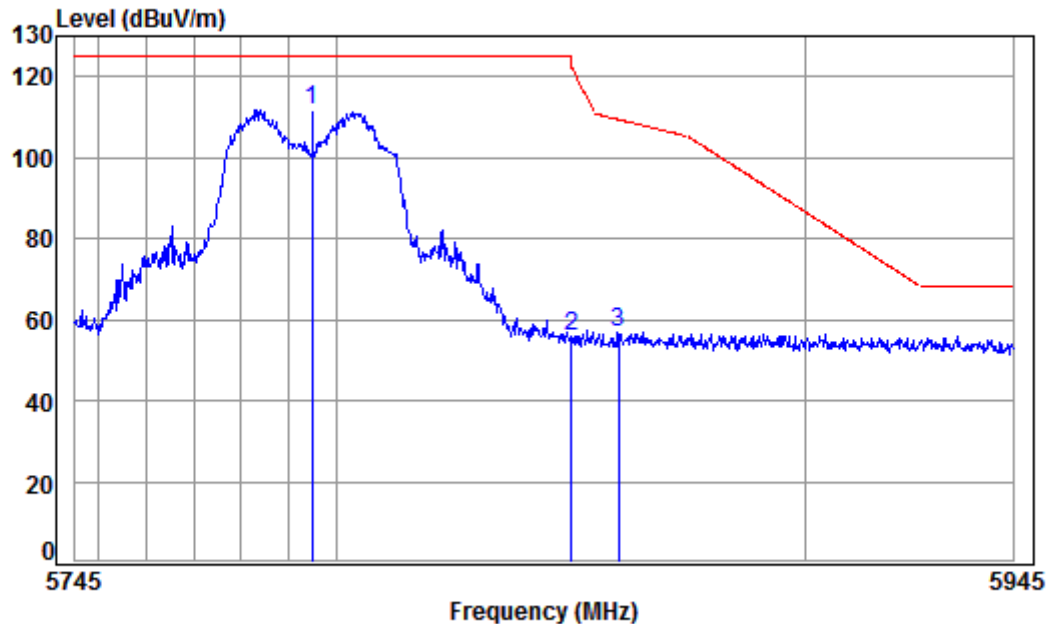


SGS-CSTC Standards Technical Services Co., Ltd.
Shenzhen Branch

Report No.: HKES171100325803

Page: 161 of 388

Mode:g; Polarization:Horizontal; Modulation:n; bandwidth:40MHz; Channel:High



Condition : 3m HORIZONTAL
Job No : 03258IT/03259IT
Mode : 5795 Band edge
Note : 5G WiFi 11N40
Power Setting: 5

		Cable	Ant	Preamp	Read		Limit	Over	
	Freq	Loss	Factor	Factor	Level	Level	Line	Limit	Remark
	MHz	dB	dB/m	dB	dBuV	dBuV/m	dBuV/m	dB	
1	pp 5795.000	9.88	34.58	38.12	105.56	111.90	125.20	-13.30	peak
2	5850.000	10.07	34.61	38.11	49.16	55.73	122.20	-66.47	peak
3	5860.000	10.10	34.62	38.11	50.27	56.88	109.40	-52.52	peak

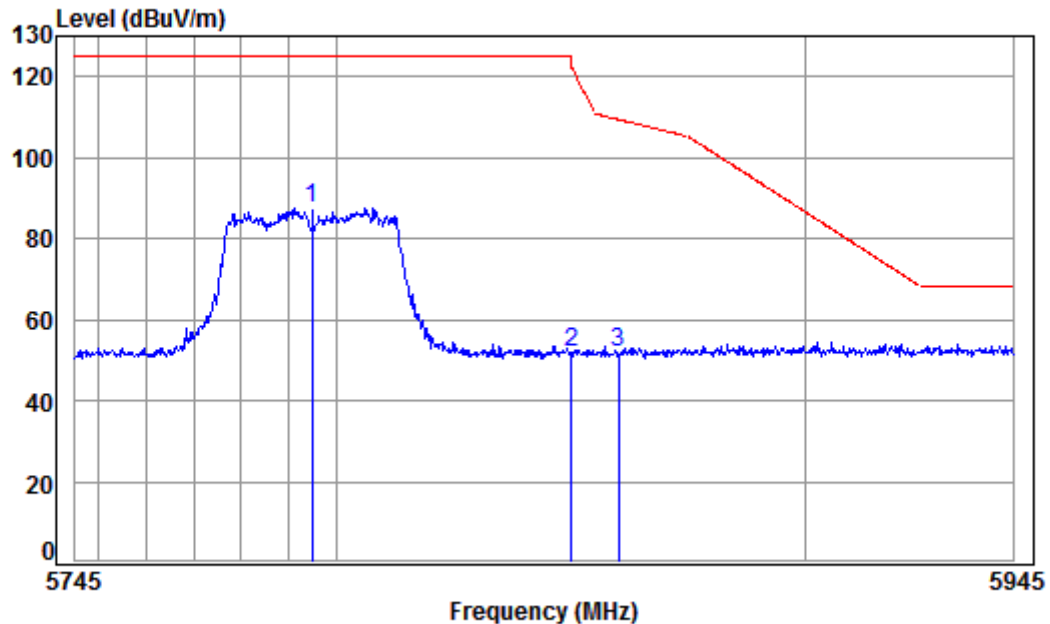


SGS-CSTC Standards Technical Services Co., Ltd.
Shenzhen Branch

Report No.: HKES171100325803

Page: 162 of 388

Mode:g; Polarization:Vertical; Modulation:n; bandwidth:40MHz; Channel:High



Condition : 3m VERTICAL
Job No : 03258IT/03259IT
Mode : 5795 Band edge
Note : 5G WiFi 11N40
Power Setting: 5

		Cable	Ant	Preamp	Read	Limit	Over	
	Freq	Loss	Factor	Factor	Level	Level	Line	Limit Remark
	MHz	dB	dB/m	dB	dBuV	dBuV/m	dBuV/m	dB
1 pp	5795.000	9.88	34.58	38.12	81.26	87.60	125.20	-37.60 peak
2	5850.000	10.07	34.61	38.11	45.43	52.00	122.20	-70.20 peak
3	5860.000	10.10	34.62	38.11	45.11	51.72	109.40	-57.68 peak



7.9 Frequency Stability

Test Requirement	47 CFR Part 15, Subpart C 15.407 (g)
Test Method:	ANSI C63.10 (2013) Section 6.8
Limit:	The frequency tolerance shall be maintained within the band of operation frequency over a temperature variation of 0 degrees to 35 degrees C at normal supply voltage, and for a variation in the primary supply voltage from 85% to 115% of the rated supply voltage at a temperature of 20 degrees C.


Remark: The grantee declares the EUT meets Section 15.407(g) requirements;


8 Photographs

8.1 Conducted Emissions at AC Power Line (150kHz-30MHz) Test Setup




8.2 Radiated Emissions Test Setup





8.3 Radiated Emissions which fall in the restricted bands Test Setup



8.4 EUT Constructional Details (EUT Photos)

Refer to Appendix A - Photographs of EUT Constructional Details for HKES1711003258IT.