



## SGS-CSTC Standards Technical Services Co., Ltd. Shenzhen Branch

No. 1 Workshop, M-10, Middle section, Science & Technology Park,  
Shenzhen, Guangdong, China 518057

Telephone: +86 (0) 755 2601 2053  
Fax: +86 (0) 755 2671 0594  
Email: ee.shenzhen@sgs.com

Report No.: HKES170100014202  
Page: 1 of 207

# FCC REPORT

**Application No:** HKES1701000142IT  
**Applicant:** Pismo Labs Technology Limited  
**Product Name:** Peplink / Pepwave / Pismo Labs wireless product  
**Model No.(EUT):** MAX HD4, MAX HD4 LTE, MAX HD4 LTEA , PIMSO803AC♣  
♣ Please refer to section 5.2 of this report which indicates which model was actually tested and which were electrically identical.  
**FCC ID:** U8G-P1803AC  
**Standards:** 47 CFR Part 15, Subpart C (2016)  
**Date of Receipt:** 2017-02-07  
**Date of Test:** 2017-02-08 to 2017-03-03  
**Date of Issue:** 2017-03-07

<b>Test Result:</b>	<b>PASS *</b>
---------------------	---------------

. \* In the configuration tested, the EUT complied with the standards specified above.

Authorized Signature:



Jack Zhang  
EMC Laboratory Manager



The manufacturer should ensure that all products in series production are in conformity with the product sample detailed in this report. If the product in this report is used in any configuration other than that detailed in the report, the manufacturer must ensure the new system complies with all relevant standards. Any mention of SGS International Electrical Approvals or testing done by SGS International Electrical Approvals in connection with, distribution or use of the product described in this report must be approved by SGS International Electrical Approvals in writing.

This document is issued by the Company subject to its General Conditions of Service printed overleaf, available on request or accessible at <http://www.sgs.com/en/Terms-and-Conditions.aspx> and, for electronic format documents, subject to Terms and Conditions for Electronic Documents at <http://www.sgs.com/en/Terms-and-Conditions/Terms-e-Document.aspx>. Attention is drawn to the limitation of liability, indemnification and jurisdiction issues defined therein. Any holder of this document is advised that information contained hereon reflects the Company's findings at the time of its intervention only and within the limits of Client's instructions, if any. The Company's sole responsibility is to its Client and this document does not exonerate parties to a transaction from exercising all their rights and obligations under the transaction documents. This document cannot be reproduced except in full, without prior written approval of the Company. Any unauthorized alteration, forgery or falsification of the content or appearance of this document is unlawful and offenders may be prosecuted to the fullest extent of the law. Unless otherwise stated the results shown in this test report refer only to the sample(s) tested and such sample(s) are retained for 30 days only.



## 2 Version

Revision Record				
Version	Chapter	Date	Modifier	Remark
01		2017-03-07		Original

Authorized for issue by:			
			
			2017-03-03
Tested By		Hank Yan /Project Engineer	Date
			
			2017-03-07
Checked By		Eric Fu /Reviewer	Date



### 3 Test Summary

Test Item	Test Requirement	Test method	Result
<b>Antenna Requirement</b>	47 CFR Part 15, Subpart C Section 15.203/15.247 (c)	ANSI C63.10 2013	PASS
<b>AC Power Line Conducted Emission</b>	47 CFR Part 15, Subpart C Section 15.207	ANSI C63.10 2013	PASS
<b>Conducted Peak Output Power</b>	47 CFR Part 15, Subpart C Section 15.247 (b)(3)	ANSI C63.10 2013	PASS
<b>6dB Occupied Bandwidth</b>	47 CFR Part 15, Subpart C Section 15.247 (a)(2)	ANSI C63.10 2013	PASS
<b>Power Spectral Density</b>	47 CFR Part 15, Subpart C Section 15.247 (e)	ANSI C63.10 2013	PASS
<b>Band-edge for RF Conducted Emissions</b>	47 CFR Part 15, Subpart C Section 15.247(d)	ANSI C63.10 2013	PASS
<b>RF Conducted Spurious Emissions</b>	47 CFR Part 15, Subpart C Section 15.247(d)	ANSI C63.10 2013	PASS
<b>Radiated Spurious Emissions</b>	47 CFR Part 15, Subpart C Section 15.205/15.209	ANSI C63.10 2013	PASS
<b>Restricted bands around fundamental frequency (Radiated Emission)</b>	47 CFR Part 15, Subpart C Section 15.205/15.209	ANSI C63.10 2013	PASS



## 4 Contents

	Page
1 COVER PAGE .....	1
2 VERSION .....	2
3 TEST SUMMARY .....	3
4 CONTENTS .....	4
5 GENERAL INFORMATION .....	5
5.1 CLIENT INFORMATION .....	5
5.2 GENERAL DESCRIPTION OF EUT .....	5
5.3 TEST ENVIRONMENT AND MODE .....	7
5.4 DESCRIPTION OF SUPPORT UNITS .....	7
5.5 TEST LOCATION .....	7
5.6 TEST FACILITY .....	8
5.7 DEVIATION FROM STANDARDS .....	8
5.8 ABNORMALITIES FROM STANDARD CONDITIONS .....	8
5.9 OTHER INFORMATION REQUESTED BY THE CUSTOMER .....	8
5.10 EQUIPMENT LIST .....	9
6 TEST RESULTS AND MEASUREMENT DATA .....	11
6.1 ANTENNA REQUIREMENT .....	11
6.2 CONDUCTED EMISSIONS .....	13
6.3 CONDUCTED PEAK OUTPUT POWER .....	17
6.4 6dB OCCUPY BANDWIDTH .....	21
6.5 POWER SPECTRAL DENSITY .....	36
6.6 BAND-EDGE FOR RF CONDUCTED EMISSIONS .....	63
6.7 RF CONDUCTED SPURIOUS EMISSIONS .....	80
6.8 RADIATED SPURIOUS EMISSIONS .....	153
6.8.1 Radiated emission below 1GHz .....	156
6.8.2 Transmitter emission above 1GHz .....	159
6.9 RESTRICTED BANDS AROUND FUNDAMENTAL FREQUENCY .....	172
7 PHOTOGRAPHS - EUT TEST SETUP .....	206
7.1 CONDUCTED EMISSION .....	206
7.2 RADIATED EMISSION .....	206
7.3 RADIATED SPURIOUS EMISSION .....	207
8 PHOTOGRAPHS - EUT CONSTRUCTIONAL DETAILS .....	207



## 5 General Information

### 5.1 Client Information

Applicant:	Pismo Labs Technology Limited
Address of Applicant:	FLAT/RM A5, 5/F HK SPINNERS IND BLDG PHASE 6, 481 CASTLE PEAK ROAD, CHEUNG SHA WAN, HONG KONG

### 5.2 General Description of EUT

Product Name:	Peplink / Pepwave / Pismo Labs wireless product
Model No.:	MAX HD4
Type of Modulation:	IEEE for 802.11b: DSSS (CCK, DQPSK, DBPSK) IEEE for 802.11g: OFDM (64QAM, 16QAM, QPSK, BPSK) IEEE for 802.11n (HT20 and HT40): OFDM (64QAM, 16QAM, QPSK, BPSK)
Operating Frequency:	IEEE 802.11b/g/n(HT20): 2412MHz to 2462MHz IEEE 802.11n(HT40): 2422MHz to 2452MHz
Channel Number:	IEEE 802.11b/g, IEEE 802.11n(HT20): 11 Channels IEEE 802.11n(HT40): 7 Channels
Channels Step:	Channels with 5MHz step
Antenna Type:	Dedicated Antenna
Antenna Gain:	3dBi
AC Adaptor:	AC/DC Adapter:Model: ATS050T-P121 Input: AC 100-240V, 50-60Hz, 1.2A MAX Output: DC 12V, 4.2A Or DC 12V-48V

#### Declaration of EUT Family Grouping:

Model No.: MAX HD4, MAX HD4 LTE, MAX HD4 LTEA , PIMSO803AC

Only the model MAX HD4 was tested, since the circuitry design, PCB layout, electrical components used, internal wiring and functions were identical for all above models. Only different is the model number for commercial purpose.



**SGS-CSTC Standards Technical Services Co., Ltd.**  
**Shenzhen Branch**

Report No.: HKES170100014202

Page: 6 of 207

Operation Frequency each of channel(802.11b/g/n HT20)							
Channel	Frequency	Channel	Frequency	Channel	Frequency	Channel	Frequency
1	2412MHz	4	2427MHz	7	2442MHz	10	2457MHz
2	2417MHz	5	2432MHz	8	2447MHz	11	2462MHz
3	2422MHz	6	2437MHz	9	2452MHz		
Operation Frequency each of channel(802.11n HT40)							
Channel		Frequency		Channel		Frequency	
3		2422MHz		6		2437MHz	
4		2427MHz		7		2442MHz	
5		2432MHz		8		2447MHz	

Note:

In section 15.31(m), regards to the operating frequency range over 10 MHz, the Lowest frequency, the middle frequency, and the highest frequency of channel were selected to perform the test, and the selected channel see below:

For 802.11b/g/n (HT20):

Channel	Frequency
The Lowest channel	2412MHz
The Middle channel	2437MHz
The Highest channel	2462MHz

For 802.11n (HT40):

Channel	Frequency
The Lowest channel	2422MHz
The Middle channel	2437MHz
The Highest channel	2452MHz



### 5.3 Test Environment and Mode

Operating Environment:	
Temperature:	25.0 °C
Humidity:	55% RH
Atmospheric Pressure:	1020 mbar
Test mode:	
Transmitting mode:	Keep the EUT in transmitting mode with all kind of modulation and all kind of data rate.

### 5.4 Description of Support Units

The EUT has been tested independent unit.

### 5.5 Test Location

All tests were performed at:

SGS-CSTC Standards Technical Services Co., Ltd., Shenzhen Branch

No. 1 Workshop, M-10, Middle Section, Science & Technology Park, Shenzhen, Guangdong, China.  
518057.

Tel: +86 755 2601 2053 Fax: +86 755 2671 0594

No tests were sub-contracted.



## **5.6 Test Facility**

The test facility is recognized, certified, or accredited by the following organizations:

- **CNAS (No. CNAS L2929)**

CNAS has accredited SGS-CSTC Standards Technical Services Co., Ltd. Shenzhen Branch EMC Lab to ISO/IEC 17025:2005 General Requirements for the Competence of Testing and Calibration Laboratories (CNAS-CL01 Accreditation Criteria for the Competence of Testing and Calibration Laboratories) for the competence in the field of testing.

- **A2LA (Certificate No. 3816.01)**

SGS-CSTC Standards Technical Services Co., Ltd., Shenzhen EMC Laboratory is accredited by the American Association for Laboratory Accreditation(A2LA). Certificate No. 3816.01.

- **VCCI**

The 10m Semi-anechoic chamber and Shielded Room of SGS-CSTC Standards Technical Services Co., Ltd. have been registered in accordance with the Regulations for Voluntary Control Measures with Registration No.: G-823, R-4188, T-1153 and C-2383 respectively.

- **FCC – Registration No.: 556682**

SGS-CSTC Standards Technical Services Co., Ltd., Shenzhen EMC Laboratory has been registered and fully described in a report filed with the (FCC) Federal Communications Commission. The acceptance letter from the FCC is maintained in our files. Registration No.: 556682.

- **Industry Canada (IC)**

Two 3m Semi-anechoic chambers and the 10m Semi-anechoic chamber of SGS-CSTC Standards Technical Services Co., Ltd. Shenzhen Branch EMC Lab have been registered by Certification and Engineering Bureau of Industry Canada for radio equipment testing with Registration No.: 4620C-1, 4620C-2, 4620C-3.

## **5.7 Deviation from Standards**

None.

## **5.8 Abnormalities from Standard Conditions**

None.

## **5.9 Other Information Requested by the Customer**

None.





## 5.10 Equipment List

RE in Chamber						
Item	Test Equipment	Manufacturer	Model No.	Inventory No.	Cal. Date (yyyy-mm-dd)	Cal. Due date (yyyy-mm-dd)
1	3m Semi-Anechoic Chamber	ETS-LINDGREN	N/A	SEM001-01	2016-05-13	2017-05-13
2	EMI Test Receiver	Agilent Technologies	N9038A	SEM004-05	2016-10-09	2017-10-09
3	BiConiLog Antenna (26-3000MHz)	ETS-LINDGREN	3142C	SEM003-01	2014-11-01	2017-11-01
4	Double-ridged horn (1-18GHz)	ETS-LINDGREN	3117	SEM003-11	2015-10-17	2018-10-17
5	Horn Antenna (18-26GHz)	ETS-LINDGREN	3160	SEM003-12	2014-11-24	2017-11-24
6	Pre-amplifier (0.1-1300MHz)	Agilent Technologies	8447D	SEM005-01	2016-04-25	2017-04-25
7	Band filter	Amindeon	Asi 3314	SEM023-01	N/A	N/A
8	DC Power Supply	Zhao Xin	RXN-305D	SEM011-02	2016-10-09	2017-10-09
9	Loop Antenna	Beijing Daze	ZN30401	SEM003-09	2015-05-13	2018-05-13

RE in Chamber						
Item	Test Equipment	Manufacturer	Model No.	Inventory No.	Cal. Date (yyyy-mm-dd)	Cal. Due date (yyyy-mm-dd)
1	3m Semi-Anechoic Chamber	ETS-Lindgren	N/A	SEM001-01	2016-05-13	2017-05-13
2	Spectrum Analyzer	Rohde & Schwarz	FSU43	SEM004-08	2016-04-25	2017-04-25
3	BiConiLog Antenna (26-3000MHz)	ETS-Lindgren	3142C	SEM003-02	2014-11-15	2017-11-15
4	Double-ridged horn (1-18GHz)	ETS-Lindgren	3117	SEM003-11	2015-10-17	2018-10-17
5	Horn Antenna (18-26GHz)	ETS-Lindgren	3160	SEM003-12	2014-11-24	2017-11-24
6	Horn Antenna(26GHz-40GHz)	A.H.Systems, inc.	SAS-573	SEM003-13	2015-02-12	2018-02-12
7	Pre-amplifier (0.1-1300MHz)	Agilent Technologies	8447D	SEM005-01	2016-04-25	2017-04-25
8	Pre-Amplifier (0.1-26.5GHz)	Compliance Directions Systems Inc.	PAP-0126	SEM004-10	2016-10-17	2017-10-17
9	Pre-amplifier(26GHz-40GHz)	Compliance Directions Systems Inc.	PAP-2640-50	SEM005-08	2016-02-12	2017-02-12
10	DC Power Supply	Zhao Xin	RXN-305D	SEM011-02	2016-10-09	2017-10-09



**SGS-CSTC Standards Technical Services Co., Ltd.**  
**Shenzhen Branch**

Report No.: HKES170100014202

Page: 10 of 207

11	Loop Antenna	Beijing Daze	ZN30401	SEM003-09	2015-05-13	2018-05-13
----	--------------	--------------	---------	-----------	------------	------------

RF connected test						
Item	Test Equipment	Manufacturer	Model No.	Inventory No.	Cal. Date (yyyy-mm-dd)	Cal. Due date (yyyy-mm-dd)
1	DC Power Supply	ZhaoXin	RXN-305D	SEM011-02	2016-10-09	2017-10-09
2	Spectrum Analyzer	Rohde & Schwarz	FSP	SEM004-06	2016-10-09	2017-10-09
3	Signal Generator	Rohde & Schwarz	SML03	SEM006-02	2016-04-25	2017-04-25
4	Power Meter	Rohde & Schwarz	NRVS	SEM014-02	2016-10-09	2017-10-09

General used equipment						
Item	Test Equipment	Manufacturer	Model No.	Inventory No.	Cal. Date (yyyy-mm-dd)	Cal. Due date (yyyy-mm-dd)
1	Humidity/ Temperature Indicator	Anymetre	TH101B	SEM002-11	2016-07-23	2017-07-23
2	Humidity/ Temperature Indicator	Mingle	N/A	SEM002-12	2016-10-12	2017-10-12
3	Humidity/ Temperature Indicator	Mingle	N/A	SEM002-13	2016-10-12	2017-10-12
4	Barometer	Changchun Meteorological Industry Factory	DYM3	SEM002-01	2016-05-18	2017-05-18

## 6 Test results and Measurement Data

### 6.1 Antenna Requirement

<b>Standard requirement:</b>	47 CFR Part 15C Section 15.203 /247(c)
<p>15.203 requirement:</p> <p>An intentional radiator shall be designed to ensure that no antenna other than that furnished by the responsible party shall be used with the device. The use of a permanently attached antenna or of an antenna that uses a unique coupling to the intentional radiator, the manufacturer may design the unit so that a broken antenna can be replaced by the user, but the use of a standard antenna jack or electrical connector is prohibited.</p> <p>15.247(b) (4) requirement:</p> <p>The conducted output power limit specified in paragraph (b) of this section is based on the use of antennas with directional gains that do not exceed 6 dBi. Except as shown in paragraph (c) of this section, if transmitting antennas of directional gain greater than 6 dBi are used, the conducted output power from the intentional radiator shall be reduced below the stated values in paragraphs (b)(1), (b)(2), and (b)(3) of this section, as appropriate, by the amount in dB that the directional gain of the antenna exceeds 6 dBi.</p>	
<b>EUT Antenna:</b>	



**SGS-CSTC Standards Technical Services Co., Ltd.**  
**Shenzhen Branch**

Report No.: HKES170100014202

Page: 12 of 207

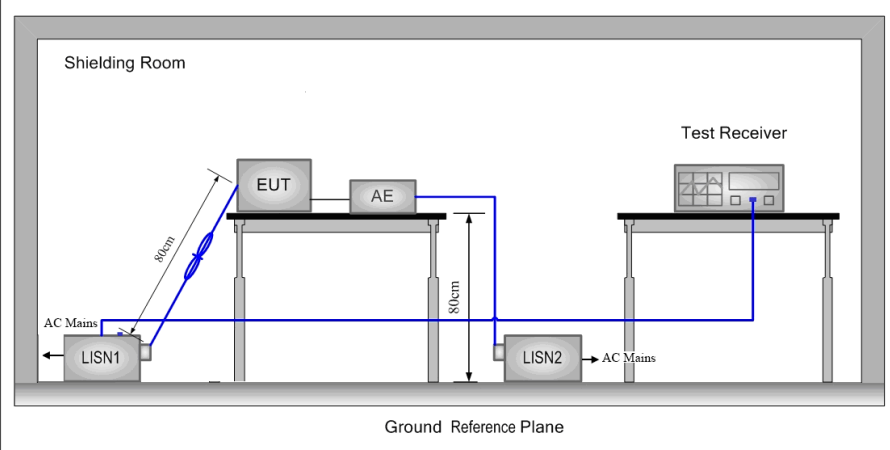


The device uses dedicated antenna (RP-SMA Connect). The best case gain of the antenna is 3dBi, and directional gain is 6dBi.



## 6.2 Conducted Emissions

Test Requirement:	47 CFR Part 15C Section 15.207		
Test Method:	ANSI C63.10: 2013, section 6.2		
Test Frequency Range:	150kHz to 30MHz		
Limit:	Frequency range (MHz)	Limit (dBuV)	
		Quasi-peak	Average
	0.15-0.5	66 to 56*	56 to 46*
	0.5-5	56	46
	5-30	60	50
* Decreases with the logarithm of the frequency.			
Test Procedure:	<ol style="list-style-type: none"><li>1) The mains terminal disturbance voltage test was conducted in a shielded room.</li><li>2) The EUT was connected to AC power source through a LISN 1 (Line Impedance Stabilization Network) which provides a <math>50\Omega/50\mu\text{H} + 5\Omega</math> linear impedance. The power cables of all other units of the EUT were connected to a second LISN 2, which was bonded to the ground reference plane in the same way as the LISN 1 for the unit being measured. A multiple socket outlet strip was used to connect multiple power cables to a single LISN provided the rating of the LISN was not exceeded.</li><li>3) The tabletop EUT was placed upon a non-metallic table 0.8m above the ground reference plane. And for floor-standing arrangement, the EUT was placed on the horizontal ground reference plane,</li><li>4) The test was performed with a vertical ground reference plane. The rear of the EUT shall be 0.4 m from the vertical ground reference plane. The vertical ground reference plane was bonded to the horizontal ground reference plane. The LISN 1 was placed 0.8 m from the boundary of the unit under test and bonded to a ground reference plane for LISNs mounted on top of the ground reference plane. This distance was between the closest points of the LISN 1 and the EUT. All other units of the EUT and associated equipment was at least 0.8 m from the LISN 2.</li><li>5) In order to find the maximum emission, the relative positions of equipment and all of the interface cables must be changed according to ANSI C63.10: 2013 on conducted measurement.</li></ol>		

Test Setup:	
Exploratory Test Mode:	<p>Transmitting with all kind of modulations, data rates at lowest, middle and highest channel.</p> <p>Transmitting mode.</p>
Final Test Mode:	<p>Through Pre-scan, find the 6.5Mbps of rate of 802.11n (HT 20) at lowest channel is the worst case.</p> <p>Transmitting mode.</p> <p>Only the worst case is recorded in the report.</p>
Instruments Used:	Refer to section 5.10 for details
Test Results:	Pass

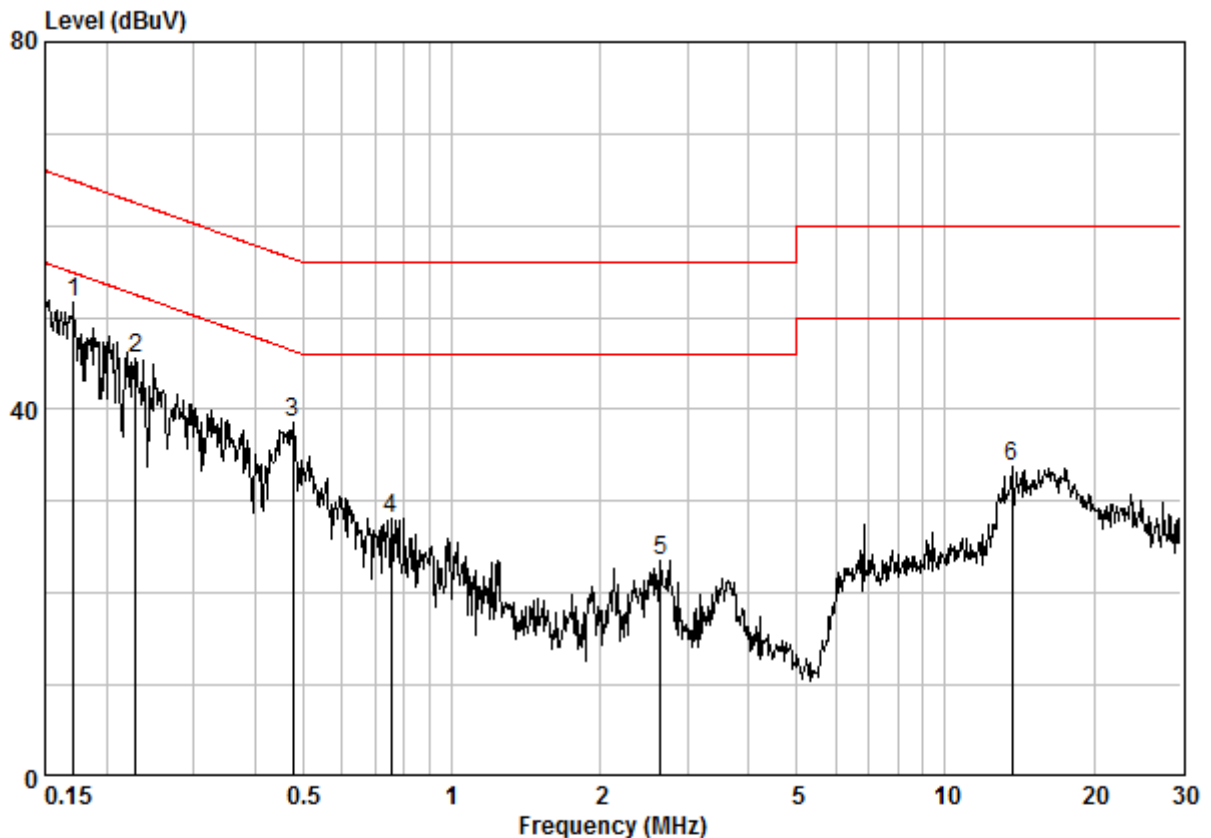


## Measurement Data

An initial pre-scan was performed on the live and neutral lines with peak detector.

Quasi-Peak and Average measurement were performed at the frequencies with maximized peak emission were detected.

Live Line:

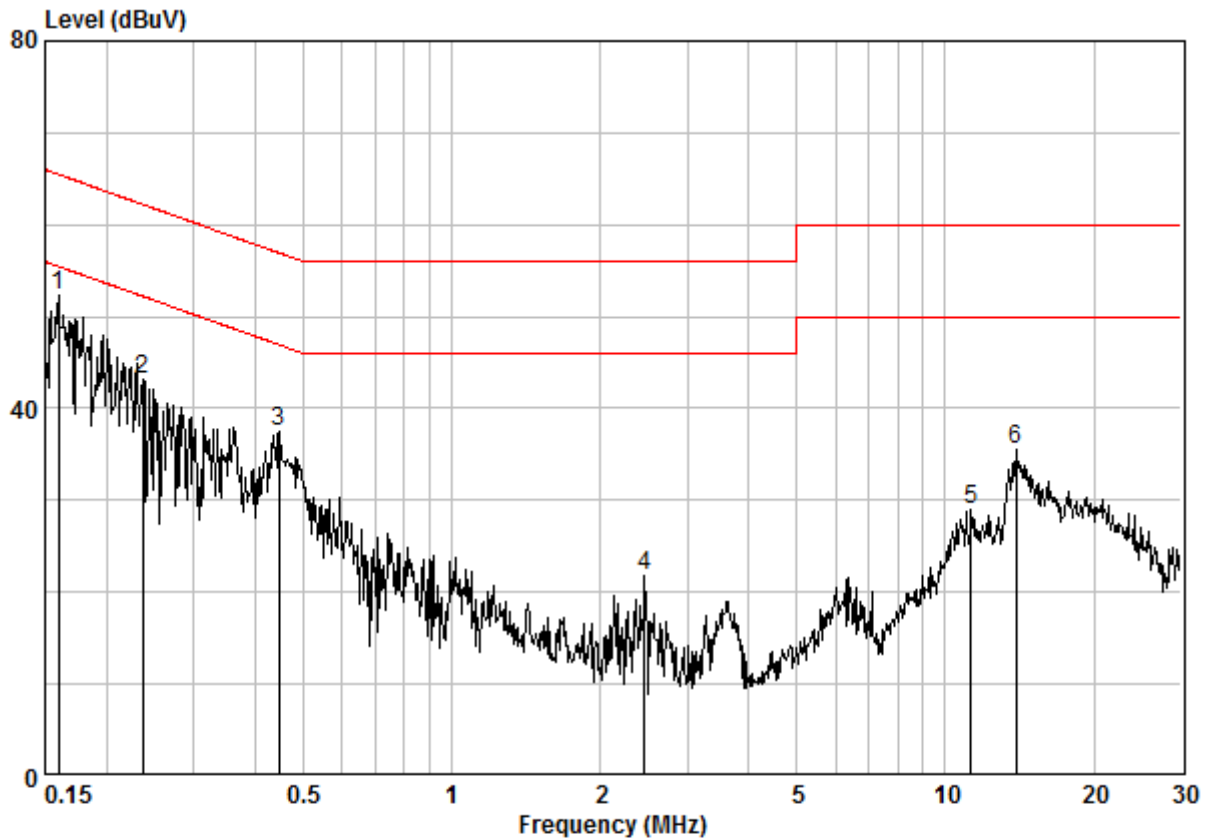


Site : Shielding Room  
Condition : CE LINE  
Job.No : 0142IT  
Test Mode : b

	Freq	Cable	LISN	Read	Limit	Over	
	MHz	Loss	Factor	Level	Line	Limit	Remark
		dB	dB	dBuV	dBuV	dBuV	dB
1 @	0.17124	0.02	9.64	42.02	51.68	54.90	-3.22 Peak
2	0.22918	0.02	9.64	35.93	45.59	52.48	-6.89 Peak
3	0.47612	0.02	9.64	28.92	38.58	46.41	-7.82 Peak
4	0.75493	0.03	9.65	18.43	28.11	46.00	-17.89 Peak
5	2.650	0.03	9.68	13.76	23.47	46.00	-22.53 Peak
6	13.623	0.15	9.93	23.71	33.79	50.00	-16.21 Peak



Neutral Line:



Site : Shielding Room  
Condition : CE NEUTRAL  
Job.No : 0142IT  
Test Mode : b

	Freq	Cable Loss	LISN Factor	Read Level	Limit Level	Limit Line	Over Limit	Remark
	MHz	dB	dB	dBuV	dBuV	dBuV	dB	
1 @	0.15985	0.02	9.63	42.68	52.34	55.47	-3.14	Peak
2	0.23658	0.02	9.63	33.52	43.17	52.22	-9.04	Peak
3	0.44679	0.02	9.63	27.87	37.52	46.93	-9.41	Peak
4	2.461	0.03	9.66	12.19	21.88	46.00	-24.12	Peak
5	11.257	0.14	9.88	18.92	28.94	50.00	-21.06	Peak
6	13.915	0.15	9.94	25.50	35.60	50.00	-14.40	Peak

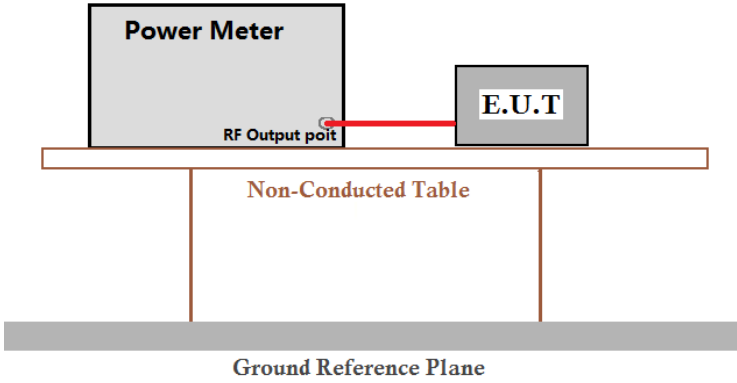
Notes:

1. The following Quasi-Peak and Average measurements were performed on the EUT:
2. Final Test Level = Receiver Reading + LISN Factor + Cable Loss.





### 6.3 Conducted Peak Output Power

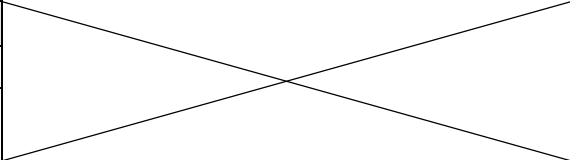
Test Requirement:	47 CFR Part 15C Section 15.247 (b)(3)
Test Method:	ANSI C63.10 2013, section 11.9.2.3.1
Test Setup:	
Test Instruments:	Refer to section 5.10 for details
Exploratory Test Mode:	Transmitting with all kind of modulations, data rates
Final Test Mode:	Through Pre-scan, find the 1Mbps of rate is the worst case of 802.11b; 6Mbps of rate is the worst case of 802.11g ; 6.5Mbps of rate is the worst case of 802.11n(HT20) ; 13.5Mbps of rate is the worst case of 802.11n(HT40)
Limit:	30dBm
Test Results:	Pass



**SGS-CSTC Standards Technical Services Co., Ltd.**  
**Shenzhen Branch**

Report No.: HKES170100014202

Page: 18 of 207

Pre-scan under all rate at lowest channel 1								
Mode	802.11b							
Data Rate	1Mbps	2Mbps	5.5Mbps	11Mbps				
Power (dBm)	9.91	9.85	9.90	9.84				
Mode	802.11g							
Data Rate	6Mbps	9Mbps	12Mbps	18Mbps	24Mbps	36Mbps	48Mbps	54Mbps
Power (dBm)	14.50	14.45	14.43	14.32	14.46	14.39	14.27	14.49
Mode	802.11n(HT20)							
Data Rate	6.5Mbps	13Mbps	19.5Mbps	26Mbps	39Mbps	52Mbps	58.5Mbps	65Mbps
Power (dBm)	17.54	17.49	17.41	17.50	17.51	17.40	17.38	17.51
Mode	802.11n(HT40)							
Data Rate	13.5Mbps	27Mbps	40.5Mbps	54Mbps	81Mbps	108Mbps	121.5Mbps	135Mbps
Power (dBm)	12.71	12.68	12.70	12.65	12.58	12.51	12.63	12.60
Through Pre-scan, 1Mbps of rate is the worst case of 802.11b; 6Mbps of rate is the worst case of 802.11g; 6.5Mbps of rate is the worst case of 802.11n(HT20); 13.5Mbps of rate is the worst case of 802.11n(HT40).								



# SGS-CSTC Standards Technical Services Co., Ltd. Shenzhen Branch

Report No.: HKES170100014202

Page: 19 of 207

## Measurement Data

### WiFi module 1:

802.11b mode					
Test channel	Peak Output Power (dBm)		Limit (dBm)		Result
	Ant. 1	Ant. 2			
Lowest	19.47	19.05	30.00		Pass
Middle	18.98	19.24	30.00		Pass
Highest	19.69	18.06	30.00		Pass
802.11g mode					
Test channel	Peak Output Power (dBm)		Limit (dBm)		Result
	Ant. 1	Ant. 2			
Lowest	25.07	24.29	30.00		Pass
Middle	24.43	24.28	30.00		Pass
Highest	24.61	23.33	30.00		Pass
802.11n(HT20)mode					
Test channel	Peak Output Power (dBm)			Limit (dBm)	Result
	Ant. 1	Ant. 2	Total		
Lowest	24.59	24.18	27.40	30.00	Pass
Middle	23.96	24.19	27.09	30.00	Pass
Highest	24.14	23.42	26.81	30.00	Pass
802.11n(HT40)mode					
Test channel	Peak Output Power (dBm)			Limit (dBm)	Result
	Ant. 1	Ant. 2	Total		
Lowest	24.79	24.43	27.62	30.00	Pass
Middle	24.52	23.23	26.93	30.00	Pass
Highest	24.11	24.24	27.19	30.00	Pass



# SGS-CSTC Standards Technical Services Co., Ltd. Shenzhen Branch

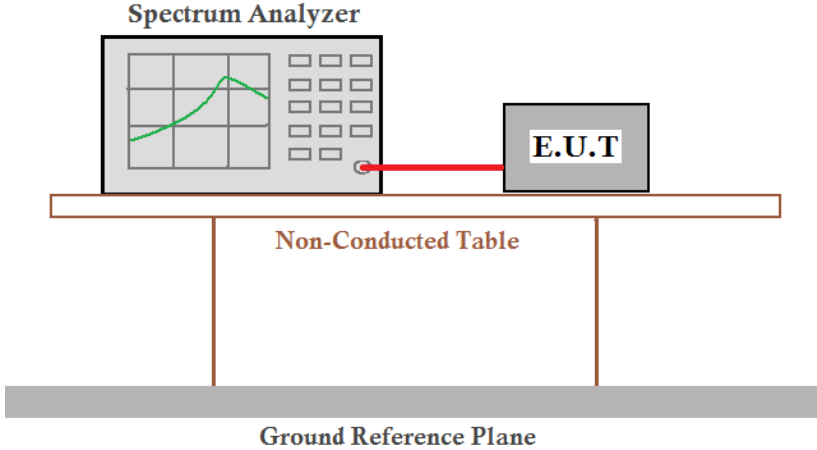
Report No.: HKES170100014202

Page: 20 of 207

## WiFi module 1:

802.11b mode					
Test channel	Peak Output Power (dBm)		Limit (dBm)		Result
	Ant. 1	Ant. 2			
Lowest	18.89	19.11	30.00		Pass
Middle	18.25	18.56	30.00		Pass
Highest	18.25	18.49	30.00		Pass
802.11g mode					
Test channel	Peak Output Power (dBm)		Limit (dBm)		Result
	Ant. 1	Ant. 2			
Lowest	23.9	24.38	30.00		Pass
Middle	23.00	24.13	30.00		Pass
Highest	23.14	23.52	30.00		Pass
802.11n(HT20)mode					
Test channel	Peak Output Power (dBm)			Limit (dBm)	Result
	Ant. 1	Ant. 2	Total		
Lowest	23.80	23.93	26.88	30.00	Pass
Middle	22.91	23.59	26.27	30.00	Pass
Highest	23.06	22.91	26.00	30.00	Pass
802.11n(HT40)mode					
Test channel	Peak Output Power (dBm)			Limit (dBm)	Result
	Ant. 1	Ant. 2	Total		
Lowest	24.43	24.18	27.32	30.00	Pass
Middle	23.03	24.38	26.77	30.00	Pass
Highest	23.65	23.50	26.59	30.00	Pass

## 6.4 6dB Occupy Bandwidth

Test Requirement:	47 CFR Part 15C Section 15.247 (a)(2)
Test Method:	ANSI C63.10 2013, section 11.8.1
Test Setup:	 <p>The diagram illustrates the test setup. A Spectrum Analyzer is connected to an E.U.T (Equipment Under Test) via a red cable. Both the Spectrum Analyzer and the E.U.T are placed on a Non-Conducted Table. Below the table is a Ground Reference Plane.</p>
Instruments Used:	Refer to section 5.10 for details
Exploratory Test Mode:	Transmitting with all kind of modulations, data rates
Final Test Mode:	Through Pre-scan, find the 1Mbps of rate is the worst case of 802.11b; 6Mbps of rate is the worst case of 802.11g ; 6.5Mbps of rate is the worst case of 802.11n(HT20) ; 13.5Mbps of rate is the worst case of 802.11n(HT40)
Limit:	$\geq 500$ kHz
Test Results:	Pass



**SGS-CSTC Standards Technical Services Co., Ltd.**  
**Shenzhen Branch**

Report No.: HKES170100014202

Page: 22 of 207

**Measurement Data**

WiFi Module 1:

802.11b mode			
Test channel	6dB Occupy Bandwidth (MHz)	Limit (kHz)	Result
Lowest	10.110	≥500	Pass
Middle	10.160	≥500	Pass
Highest	10.160	≥500	Pass
802.11g mode			
Test channel	6dB Occupy Bandwidth (MHz)	Limit (kHz)	Result
Lowest	15.800	≥500	Pass
Middle	16.400	≥500	Pass
Highest	15.760	≥500	Pass
802.11n(HT20) mode			
Test channel	6dB Occupy Bandwidth (MHz)	Limit (kHz)	Result
Lowest	16.440	≥500	Pass
Middle	17.640	≥500	Pass
Highest	16.960	≥500	Pass
802.11n(HT40)mode			
Test channel	6dB Occupy Bandwidth (MHz)	Limit (kHz)	Result
Lowest	35.220	≥500	Pass
Middle	36.420	≥500	Pass
Highest	35.220	≥500	Pass



**SGS-CSTC Standards Technical Services Co., Ltd.**  
**Shenzhen Branch**

Report No.: HKES170100014202

Page: 23 of 207

WiFi Module 2:

802.11b mode			
Test channel	6dB Occupy Bandwidth (MHz)	Limit (kHz)	Result
Lowest	9.630	≥500	Pass
Middle	10.120	≥500	Pass
Highest	10.160	≥500	Pass
802.11g mode			
Test channel	6dB Occupy Bandwidth (MHz)	Limit (kHz)	Result
Lowest	15.720	≥500	Pass
Middle	16.000	≥500	Pass
Highest	16.320	≥500	Pass
802.11n(HT20) mode			
Test channel	6dB Occupy Bandwidth (MHz)	Limit (kHz)	Result
Lowest	16.440	≥500	Pass
Middle	16.960	≥500	Pass
Highest	16.720	≥500	Pass
802.11n(HT40)mode			
Test channel	6dB Occupy Bandwidth (MHz)	Limit (kHz)	Result
Lowest	34.140	≥500	Pass
Middle	35.280	≥500	Pass
Highest	35.880	≥500	Pass



# SGS-CSTC Standards Technical Services Co., Ltd. Shenzhen Branch

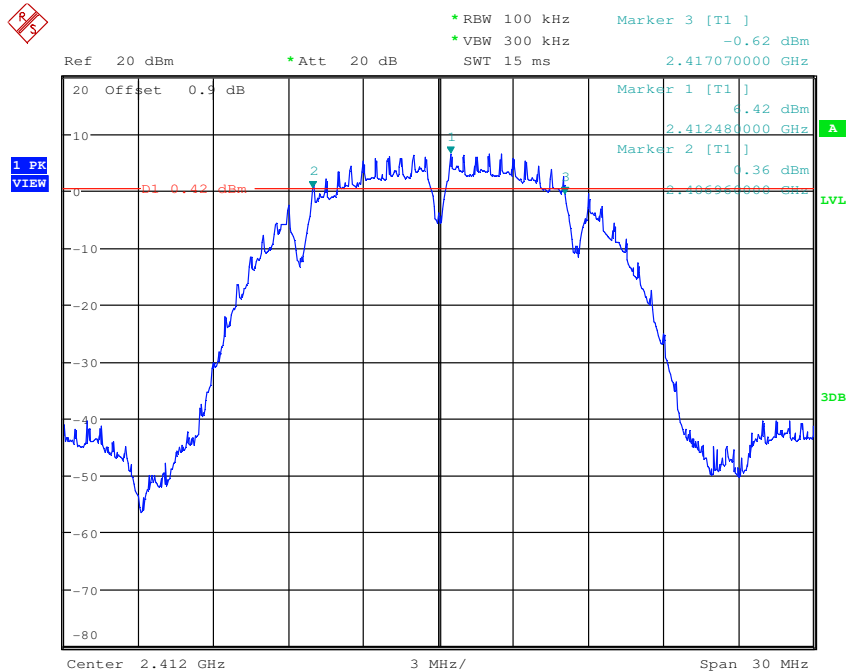
Report No.: HKES170100014202

Page: 24 of 207

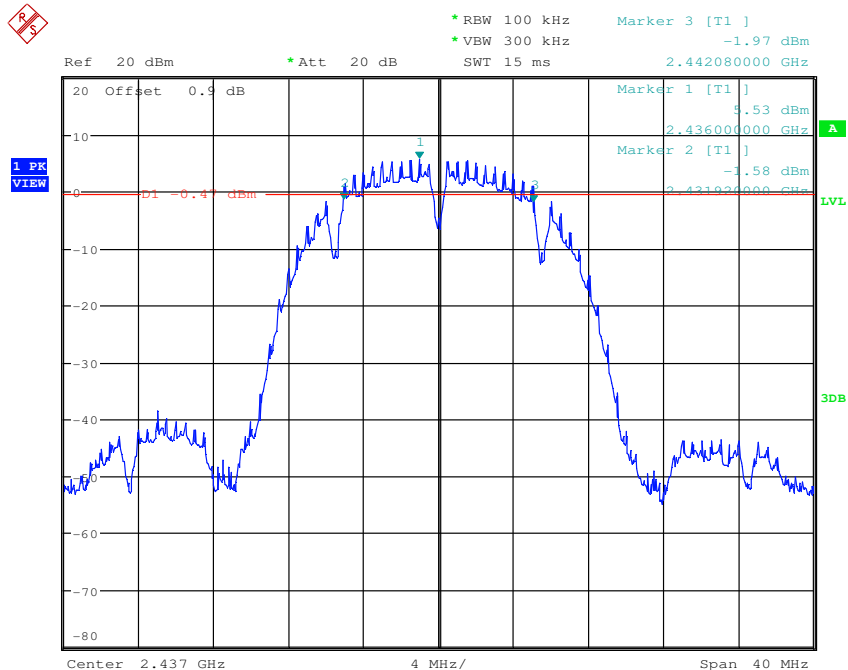
Test plot as follows:

WiFi Module 1:

Test mode:	802.11b	Test channel:	Lowest
------------	---------	---------------	--------



Test mode:	802.11b	Test channel:	Middle
------------	---------	---------------	--------





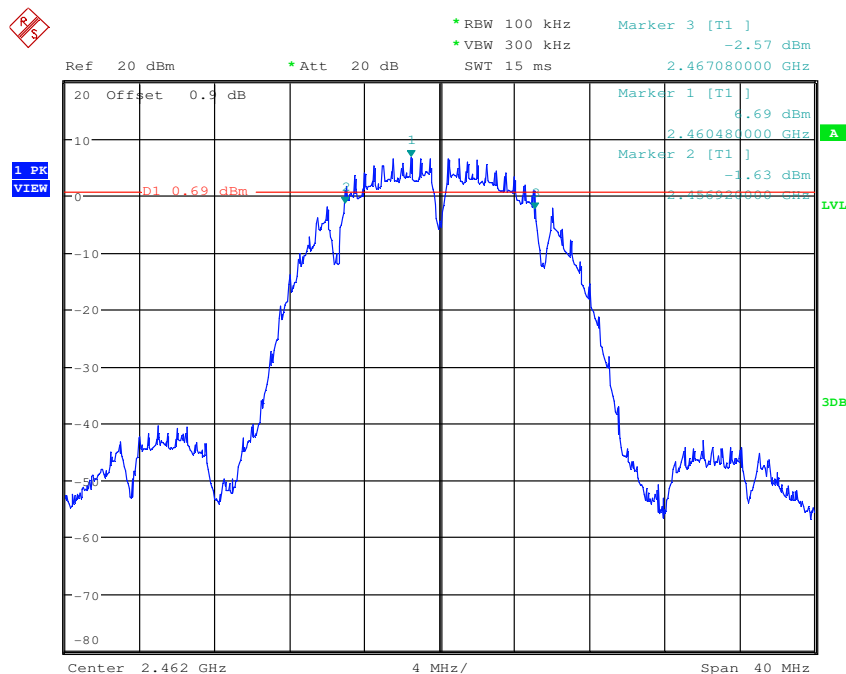


# SGS-CSTC Standards Technical Services Co., Ltd. Shenzhen Branch

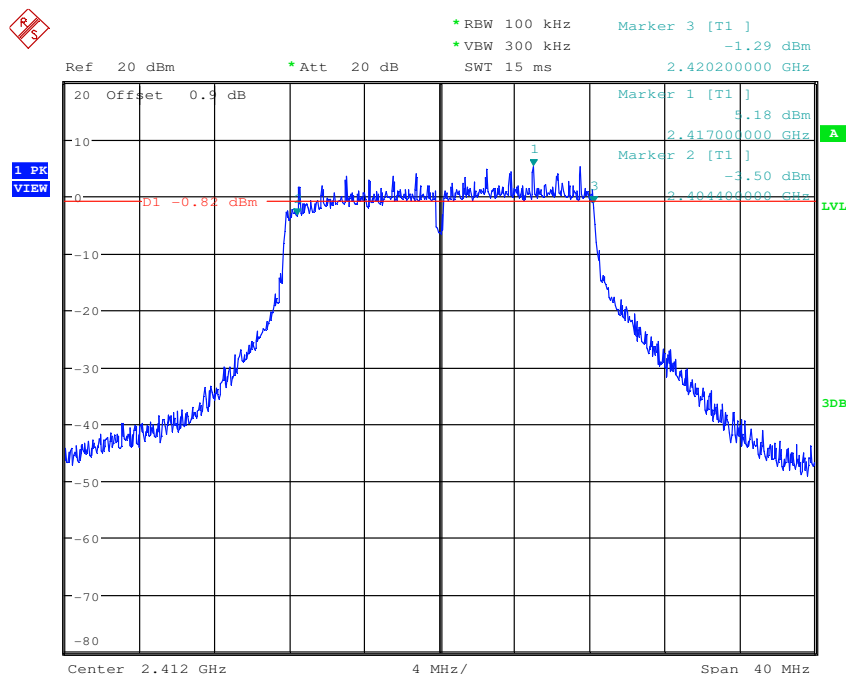
Report No.: HKES170100014202

Page: 25 of 207

Test mode:	802.11b	Test channel:	Highest
------------	---------	---------------	---------



Test mode:	802.11g	Test channel:	Lowest
------------	---------	---------------	--------



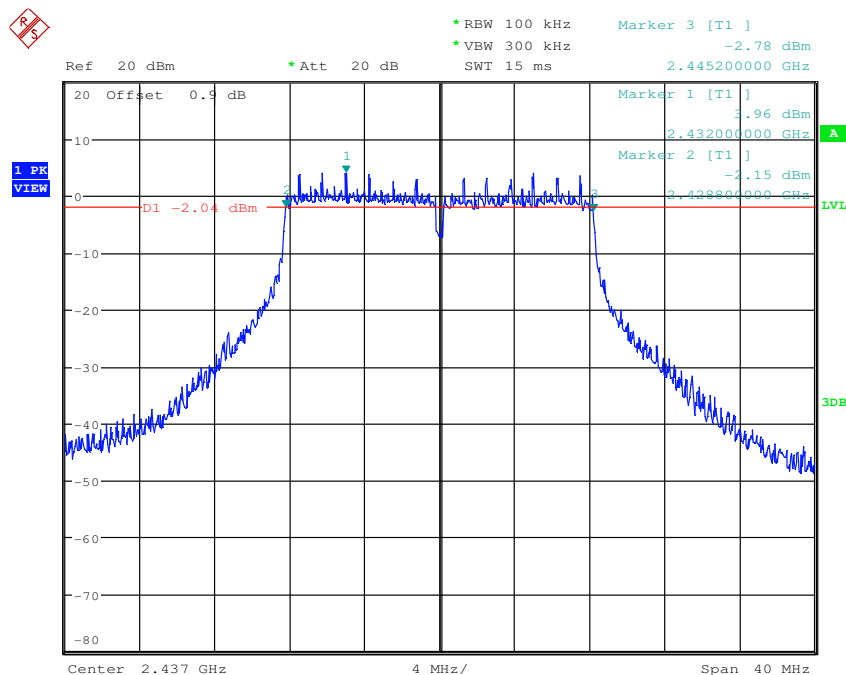


# SGS-CSTC Standards Technical Services Co., Ltd. Shenzhen Branch

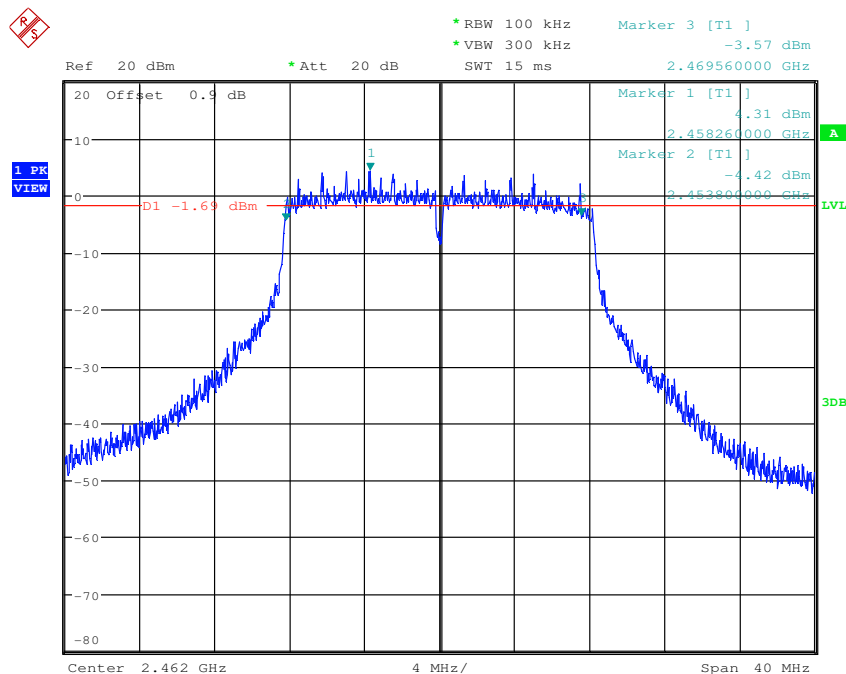
Report No.: HKES170100014202

Page: 26 of 207

Test mode:	802.11g	Test channel:	Middle
------------	---------	---------------	--------



Test mode:	802.11g	Test channel:	Highest
------------	---------	---------------	---------



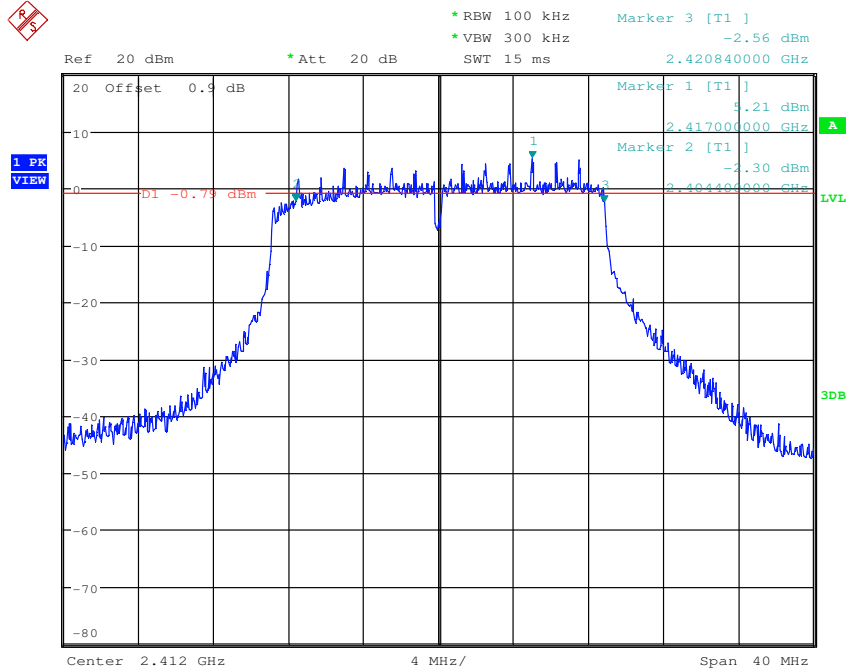


# SGS-CSTC Standards Technical Services Co., Ltd. Shenzhen Branch

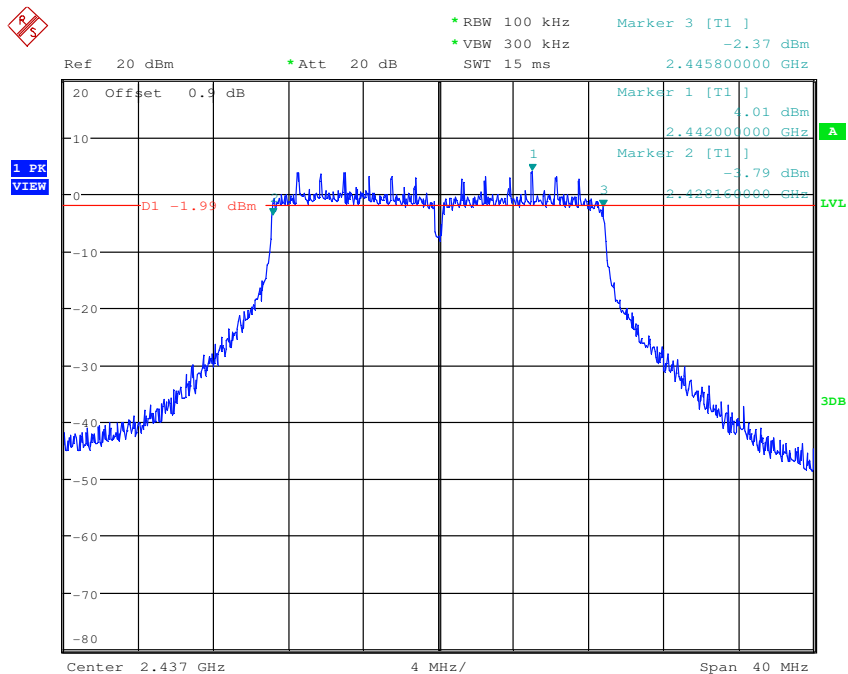
Report No.: HKES170100014202

Page: 27 of 207

Test mode:	802.11n(HT20)	Test channel:	Lowest
------------	---------------	---------------	--------



Test mode:	802.11n(HT20)	Test channel:	Middle
------------	---------------	---------------	--------



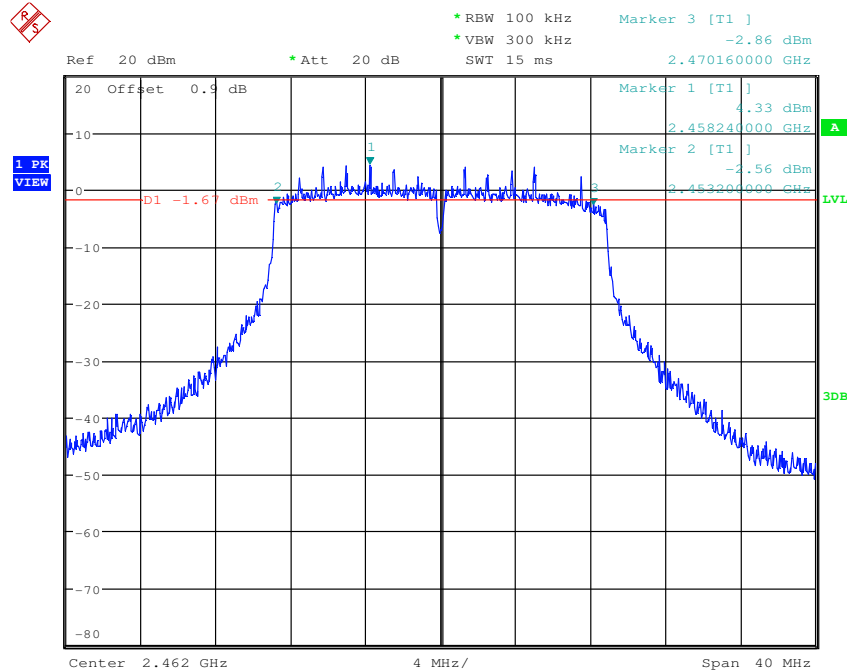


# SGS-CSTC Standards Technical Services Co., Ltd. Shenzhen Branch

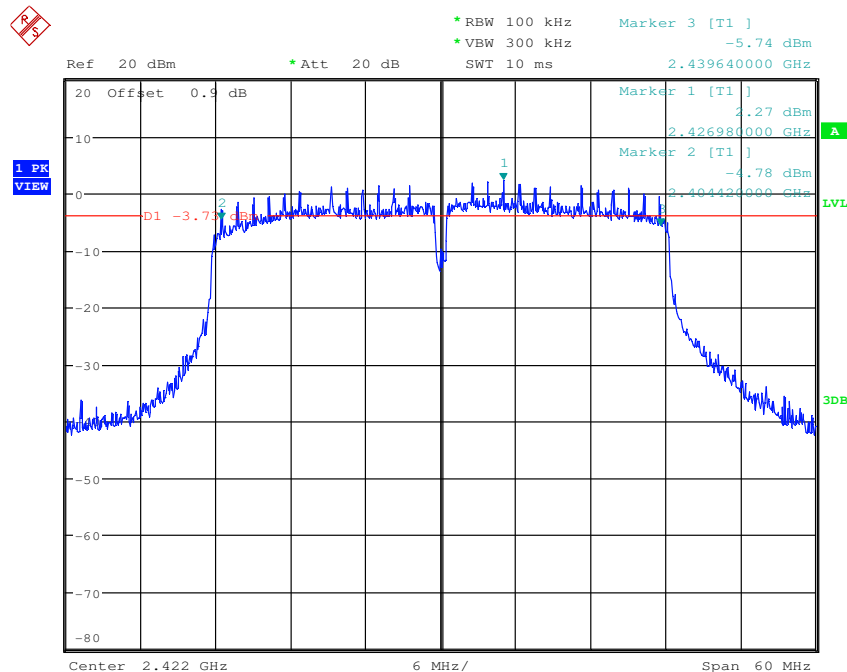
Report No.: HKES170100014202

Page: 28 of 207

Test mode:	802.11n(HT20)	Test channel:	Highest
------------	---------------	---------------	---------



Test mode:	802.11n(HT40)	Test channel:	Lowest
------------	---------------	---------------	--------



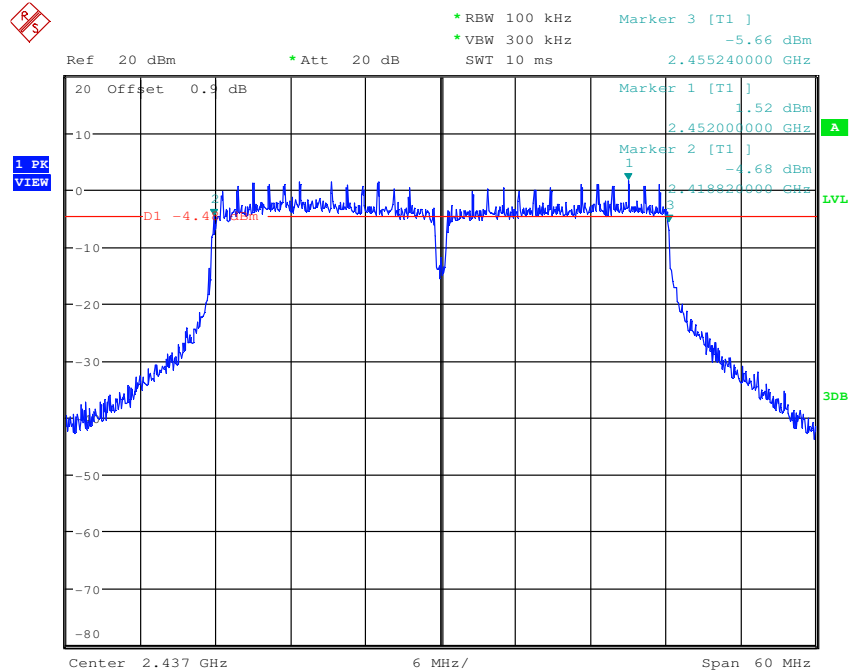


# SGS-CSTC Standards Technical Services Co., Ltd. Shenzhen Branch

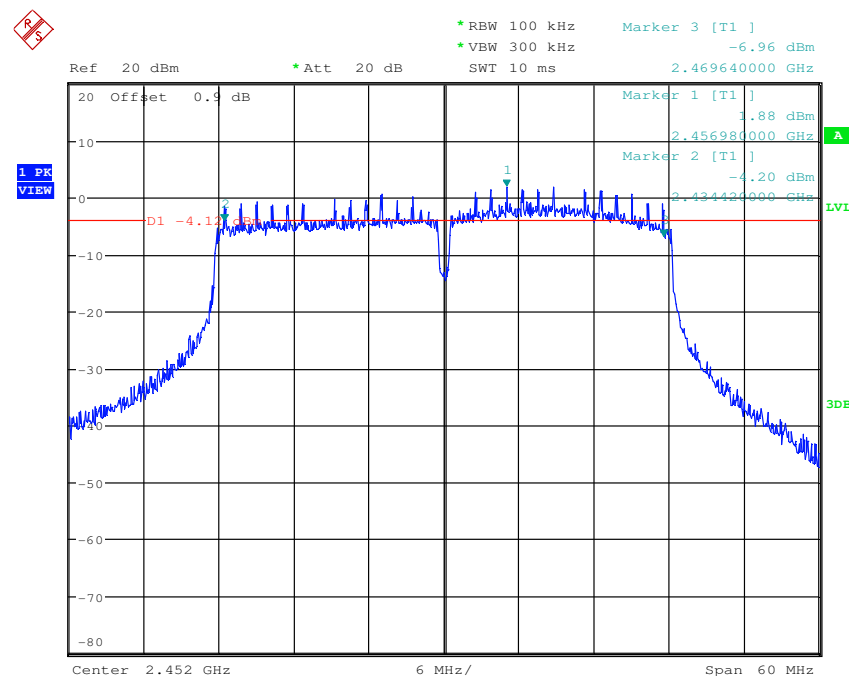
Report No.: HKES170100014202

Page: 29 of 207

Test mode:	802.11n(HT40)	Test channel:	Middle
------------	---------------	---------------	--------



Test mode:	802.11n(HT40)	Test channel:	Highest
------------	---------------	---------------	---------





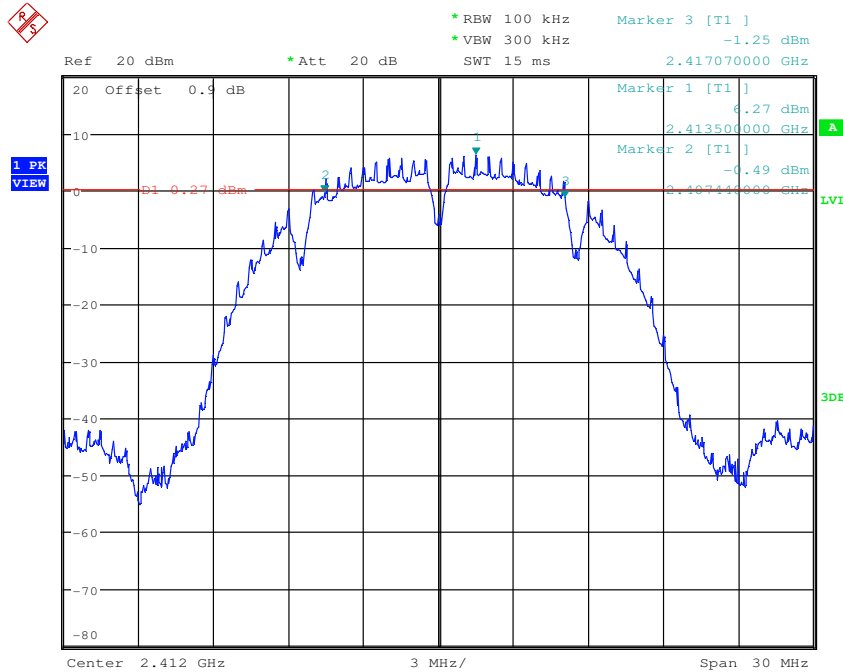
# SGS-CSTC Standards Technical Services Co., Ltd. Shenzhen Branch

Report No.: HKES170100014202

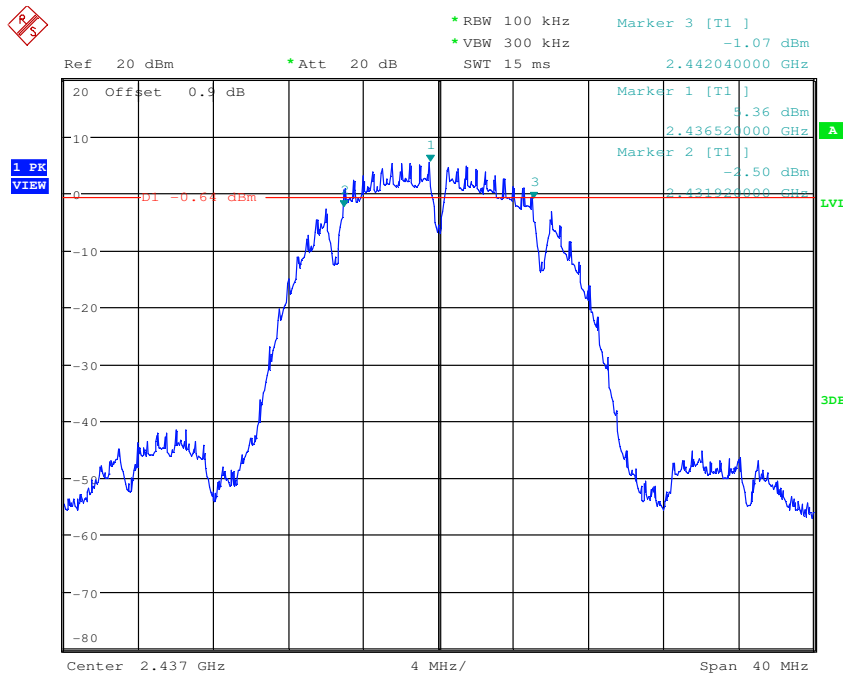
Page: 30 of 207

## WiFi Module 2:

Test mode:	802.11b	Test channel:	Lowest
------------	---------	---------------	--------



Test mode:	802.11b	Test channel:	Middle
------------	---------	---------------	--------



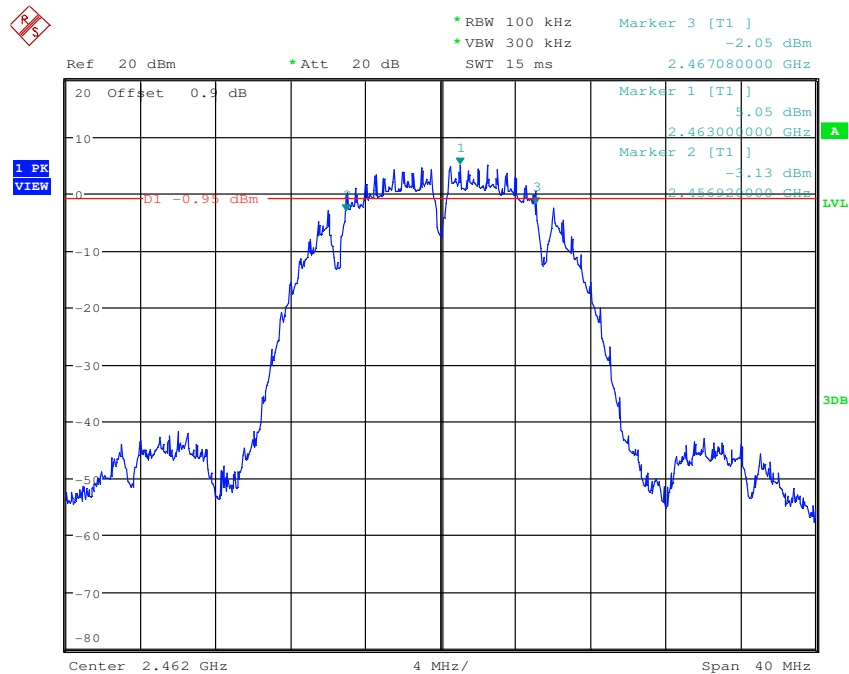


# SGS-CSTC Standards Technical Services Co., Ltd. Shenzhen Branch

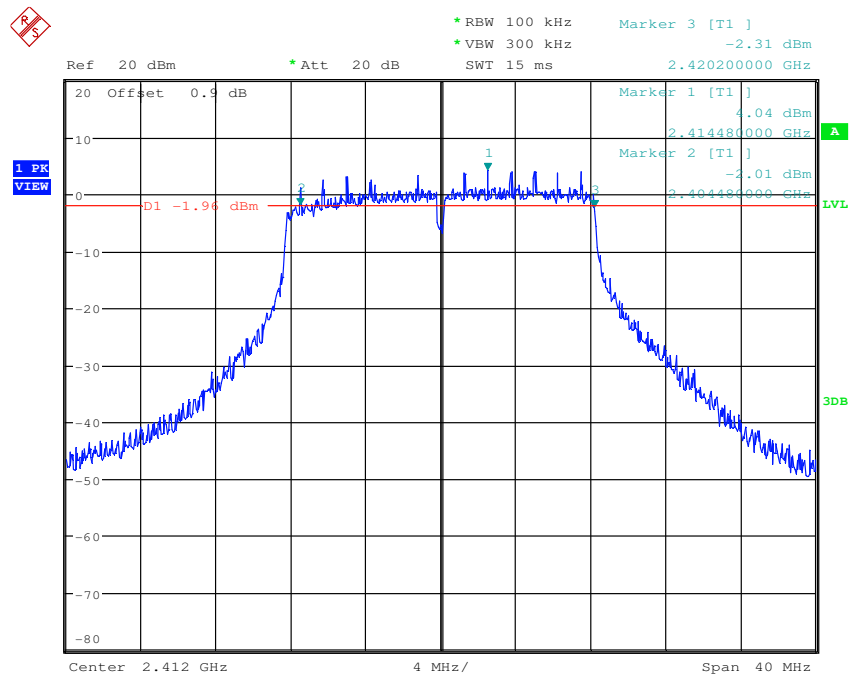
Report No.: HKES170100014202

Page: 31 of 207

Test mode:	802.11b	Test channel:	Highest
------------	---------	---------------	---------



Test mode:	802.11g	Test channel:	Lowest
------------	---------	---------------	--------



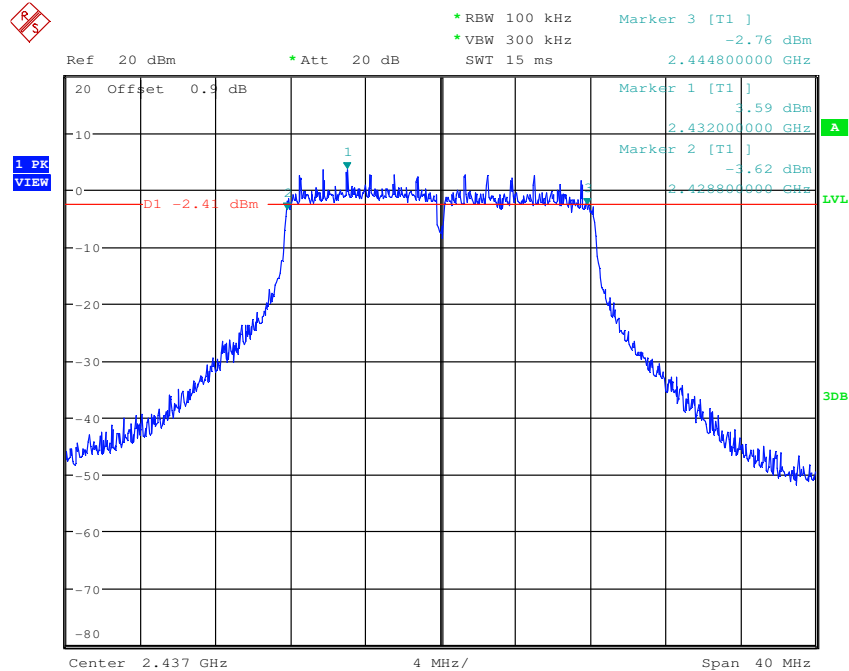


# SGS-CSTC Standards Technical Services Co., Ltd. Shenzhen Branch

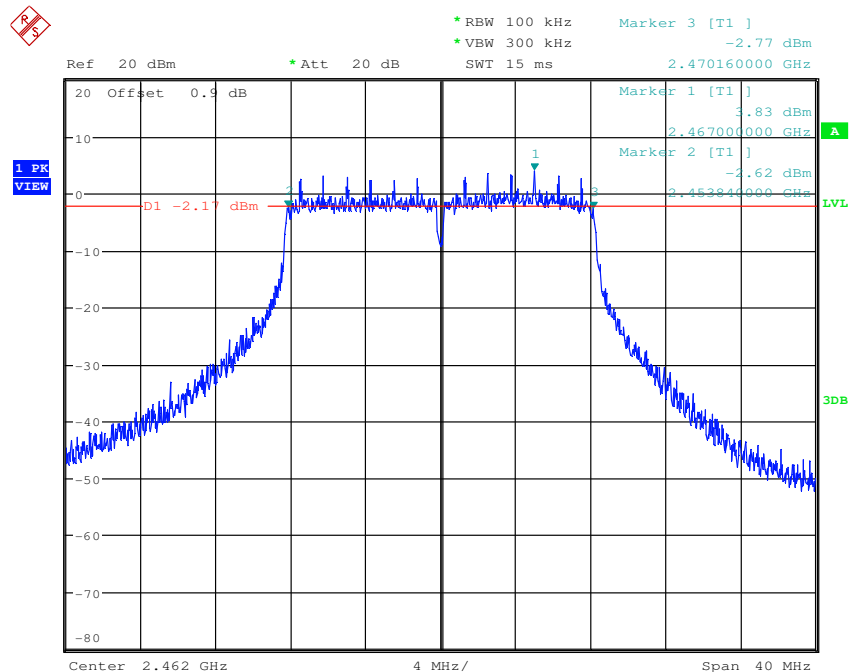
Report No.: HKES170100014202

Page: 32 of 207

Test mode:	802.11g	Test channel:	Middle
------------	---------	---------------	--------



Test mode:	802.11g	Test channel:	Highest
------------	---------	---------------	---------





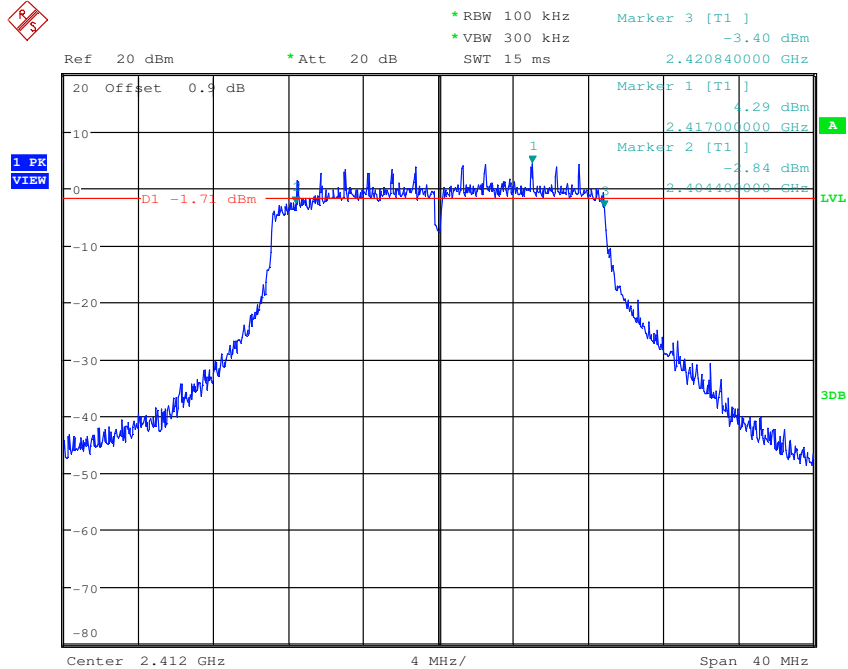


# SGS-CSTC Standards Technical Services Co., Ltd. Shenzhen Branch

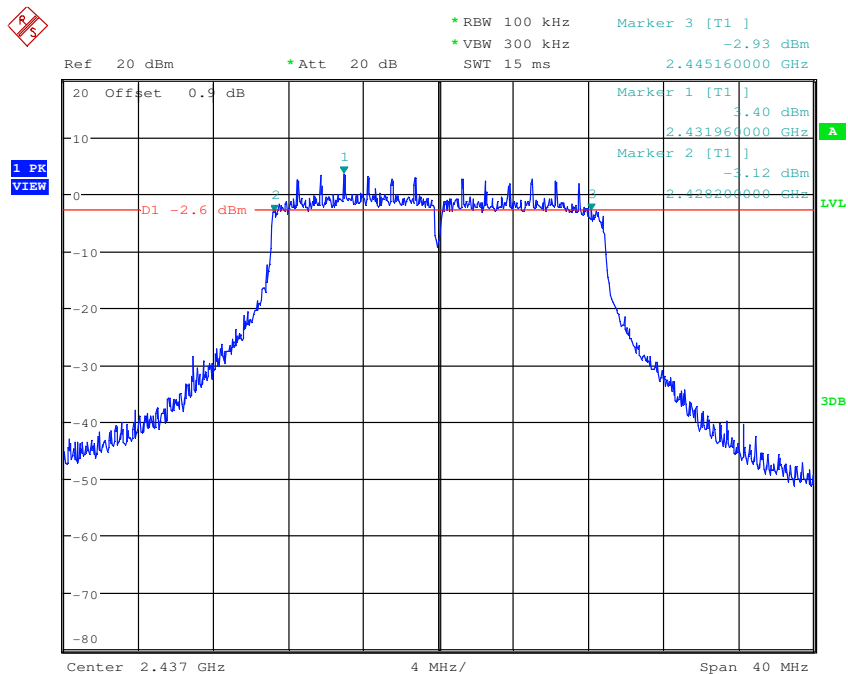
Report No.: HKES170100014202

Page: 33 of 207

Test mode:	802.11n(HT20)	Test channel:	Lowest
------------	---------------	---------------	--------



Test mode:	802.11n(HT20)	Test channel:	Middle
------------	---------------	---------------	--------



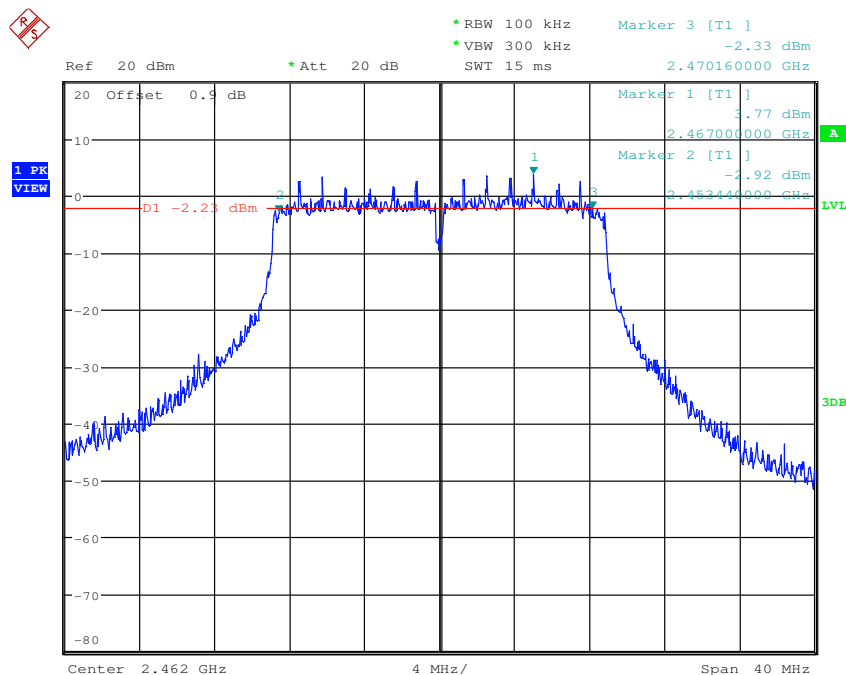


# SGS-CSTC Standards Technical Services Co., Ltd. Shenzhen Branch

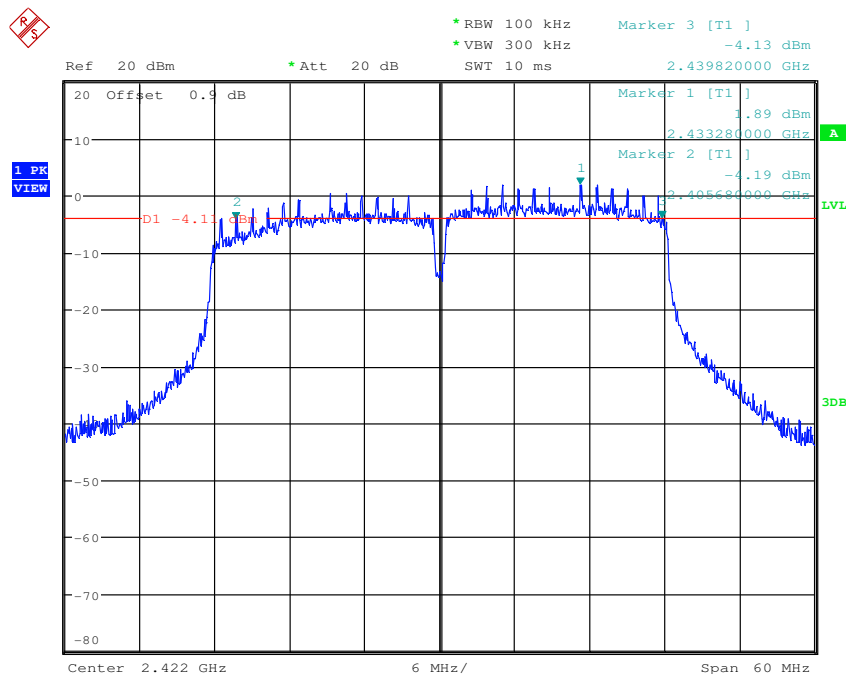
Report No.: HKES170100014202

Page: 34 of 207

Test mode:	802.11n(HT20)	Test channel:	Highest
------------	---------------	---------------	---------



Test mode:	802.11n(HT40)	Test channel:	Lowest
------------	---------------	---------------	--------



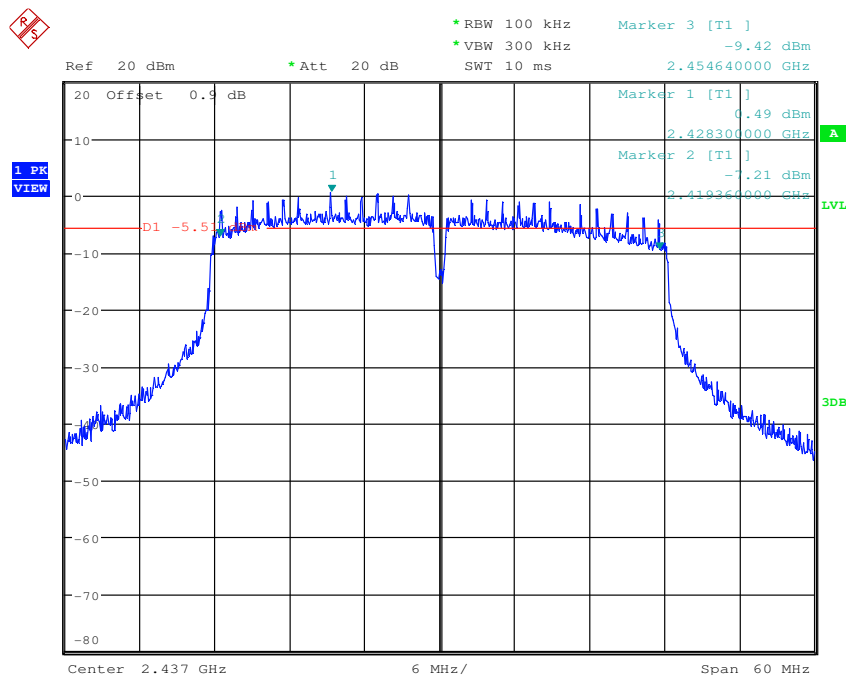


# SGS-CSTC Standards Technical Services Co., Ltd. Shenzhen Branch

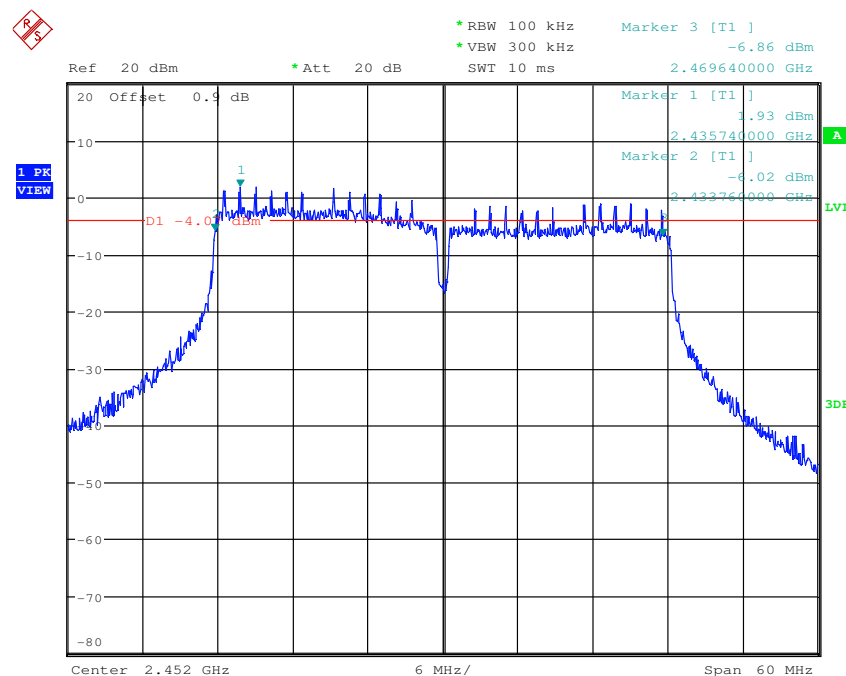
Report No.: HKES170100014202

Page: 35 of 207

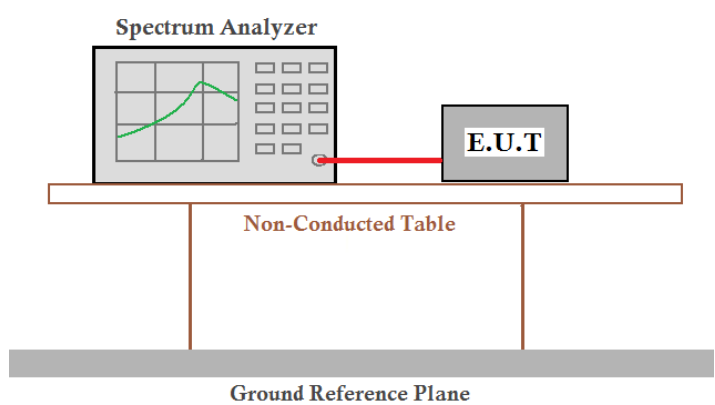
Test mode:	802.11n(HT40)	Test channel:	Middle
------------	---------------	---------------	--------



Test mode:	802.11n(HT40)	Test channel:	Highest
------------	---------------	---------------	---------



## 6.5 Power Spectral Density

Test Requirement:	47 CFR Part 15C Section 15.247 (e)
Test Method:	ANSI C63.10 2013, section 11.10.2
Test Setup:	 <p><i>Remark:</i>  Offset the High-Frequency cable loss 1.5dB in the spectrum analyzer.</p>
Test Instruments:	Refer to section 5.10 for details
Exploratory Test Mode:	Transmitting with all kind of modulations, data rates
Final Test Mode:	Through Pre-scan, find the 1Mbps of rate is the worst case of 802.11b; 6Mbps of rate is the worst case of 802.11g ; 6.5Mbps of rate is the worst case of 802.11n(HT20) ; 13.5Mbps of rate is the worst case of 802.11n(HT40)
Limit:	8dBm/3kHz
Test Results:	Pass



# SGS-CSTC Standards Technical Services Co., Ltd. Shenzhen Branch

Report No.: HKES170100014202

Page: 37 of 207

## Measurement Data

### WiFi Module 1:

802.11b mode					
Test channel	Power Spectral Density (dBm/3kHz)		Limit (dBm/3kHz)	Result	
	Ant.1	Ant.2			
Lowest	-7.68	-7.73	≤8.00	Pass	
Middle	-7.70	-7.44	≤8.00	Pass	
Highest	-7.40	-9.67	≤8.00	Pass	
802.11g mode					
Test channel	Power Spectral Density (dBm/3kHz)		Limit (dBm/3kHz)	Result	
	Ant.1	Ant.2			
Lowest	-9.87	-9.08	≤8.00	Pass	
Middle	-10.65	-10.07	≤8.00	Pass	
Highest	-10.24	-10.63	≤8.00	Pass	
802.11n(HT20) mode					
Test channel	Power Spectral Density (dBm/3kHz)			Limit (dBm/3kHz)	Result
	Ant.1	Ant.2	Total		
Lowest	-10.19	-10.24	-7.20	≤8.00	Pass
Middle	-11.44	-10.46	-7.91	≤8.00	Pass
Highest	-9.83	-9.89	-6.85	≤8.00	Pass
802.11n(HT40) mode					
Test channel	Power Spectral Density (dBm/3kHz)			Limit (dBm/3kHz)	Result
	Ant.1	Ant.2	Total		
Lowest	-12.57	-6.26	-5.35	≤8.00	Pass
Middle	-13.02	-14.18	-10.55	≤8.00	Pass
Highest	-12.73	-11.86	-9.26	≤8.00	Pass



# SGS-CSTC Standards Technical Services Co., Ltd. Shenzhen Branch

Report No.: HKES170100014202

Page: 38 of 207

## WiFi Module 2:

802.11b mode					
Test channel	Power Spectral Density (dBm/3kHz)		Limit (dBm/3kHz)		Result
	Ant.1	Ant.2			
Lowest	-7.87	-8.32	≤8.00		Pass
Middle	-7.70	-8.81	≤8.00		Pass
Highest	-9.22	-8.86	≤8.00		Pass
802.11g mode					
Test channel	Power Spectral Density (dBm/3kHz)		Limit (dBm/3kHz)		Result
	Ant.1	Ant.2			
Lowest	-9.35	-9.25	≤8.00		Pass
Middle	-10.61	-9.95	≤8.00		Pass
Highest	-10.48	-9.66	≤8.00		Pass
802.11n(HT20) mode					
Test channel	Power Spectral Density (dBm/3kHz)			Limit (dBm/3kHz)	Result
	Ant.1	Ant.2	Total		
Lowest	-9.61	-9.57	-9.61	≤8.00	Pass
Middle	-11.02	-10.99	-11.02	≤8.00	Pass
Highest	-10.75	-10.20	-10.75	≤8.00	Pass
802.11n(HT40) mode					
Test channel	Power Spectral Density (dBm/3kHz)			Limit (dBm/3kHz)	Result
	Ant.1	Ant.2	Total		
Lowest	-11.29	-13.91	-11.29	≤8.00	Pass
Middle	-14.12	-12.24	-14.12	≤8.00	Pass
Highest	-13.30	-12.91	-13.30	≤8.00	Pass



# SGS-CSTC Standards Technical Services Co., Ltd. Shenzhen Branch

Report No.: HKES170100014202

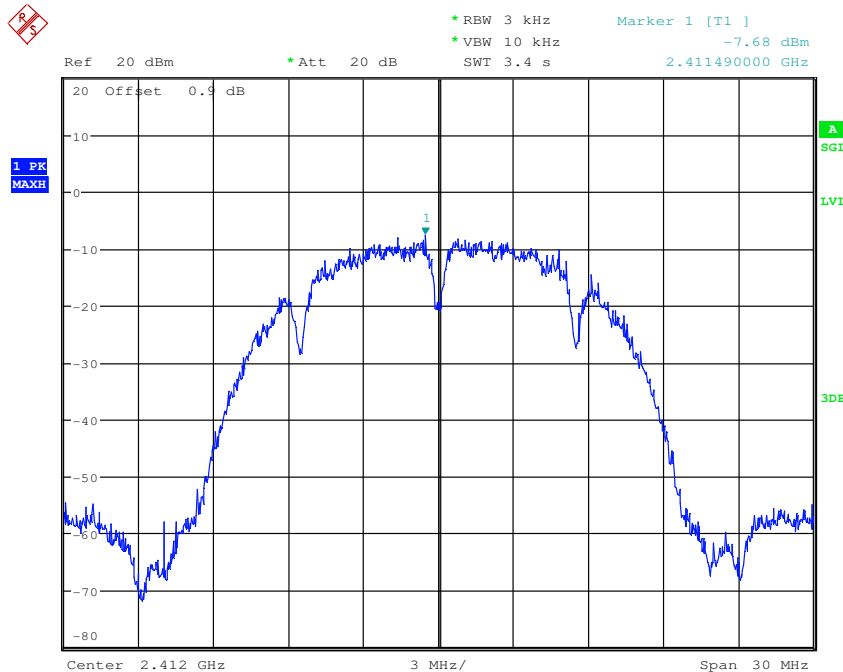
Page: 39 of 207

Test plot as follows:

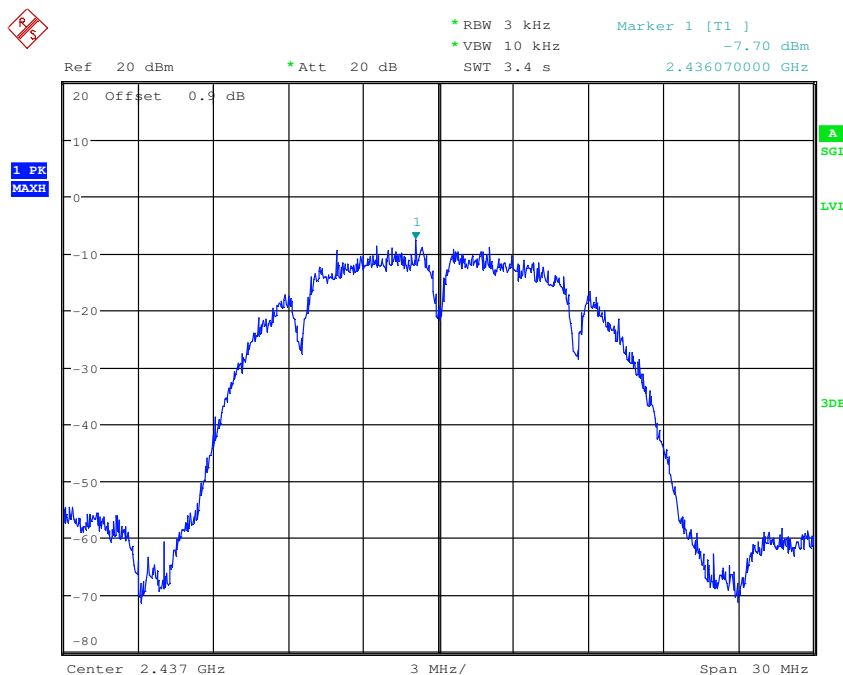
WiFi Module 1:

Antenna 1

Test mode:	802.11b	Test channel:	Lowest
------------	---------	---------------	--------



Test mode:	802.11b	Test channel:	Middle
------------	---------	---------------	--------



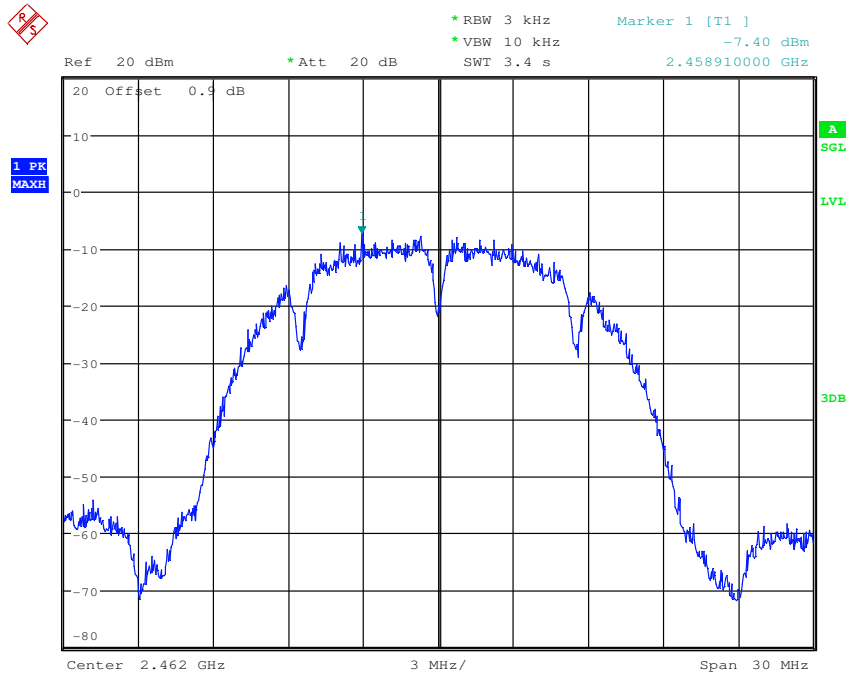


# SGS-CSTC Standards Technical Services Co., Ltd. Shenzhen Branch

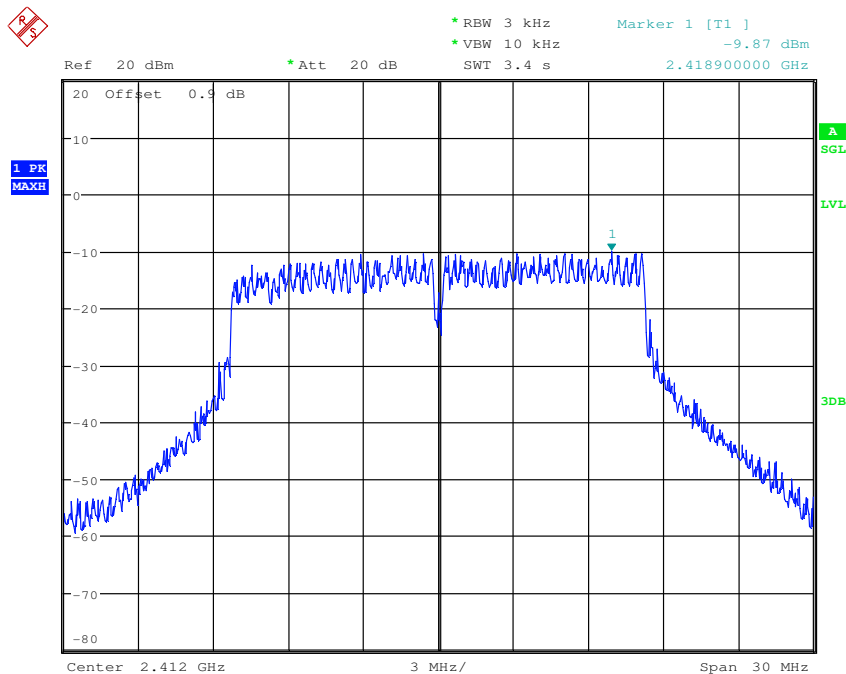
Report No.: HKES170100014202

Page: 40 of 207

Test mode:	802.11b	Test channel:	Highest
------------	---------	---------------	---------



Test mode:	802.11g	Test channel:	Lowest
------------	---------	---------------	--------





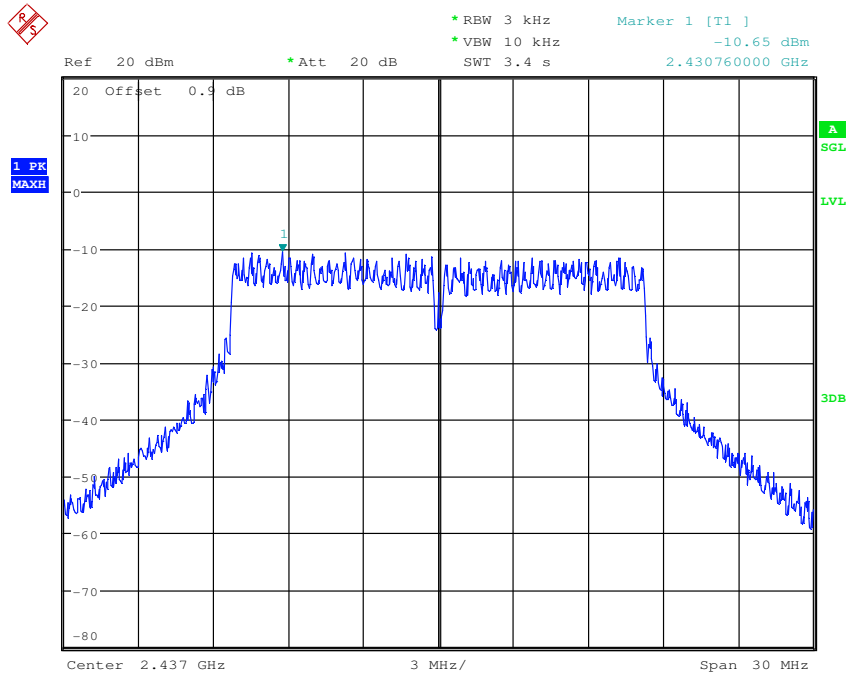


# SGS-CSTC Standards Technical Services Co., Ltd. Shenzhen Branch

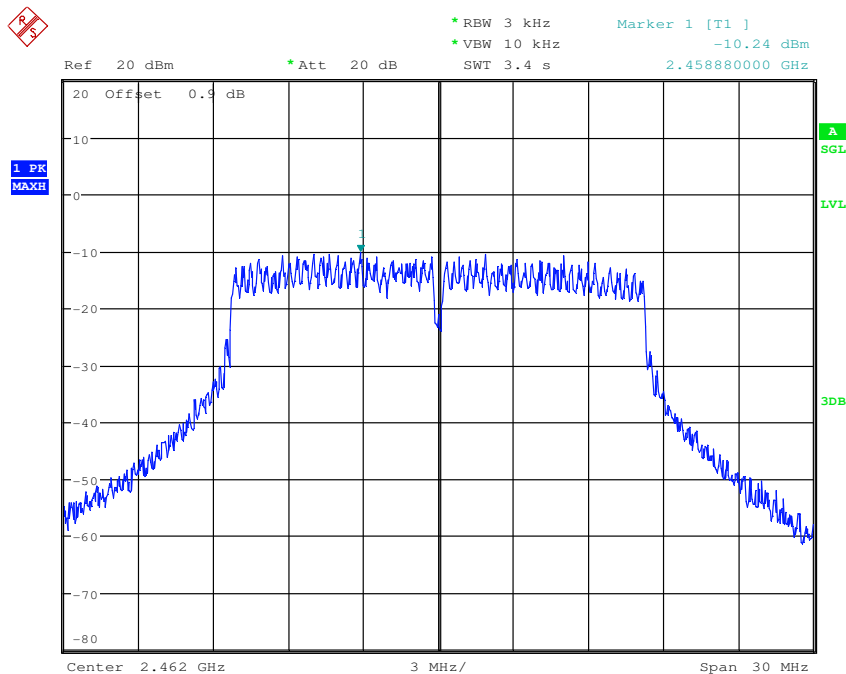
Report No.: HKES170100014202

Page: 41 of 207

Test mode:	802.11g	Test channel:	Middle
------------	---------	---------------	--------



Test mode:	802.11g	Test channel:	Highest
------------	---------	---------------	---------



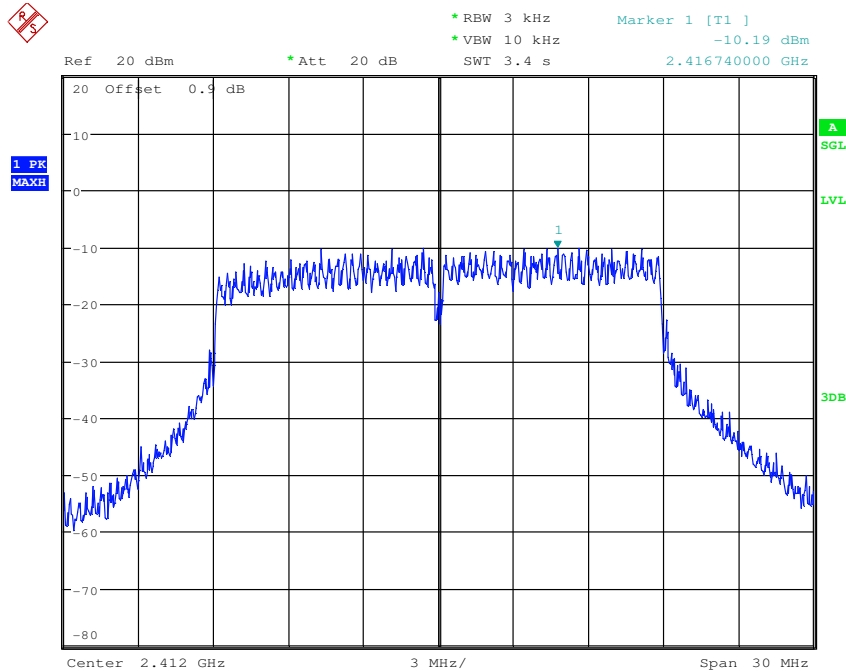


# SGS-CSTC Standards Technical Services Co., Ltd. Shenzhen Branch

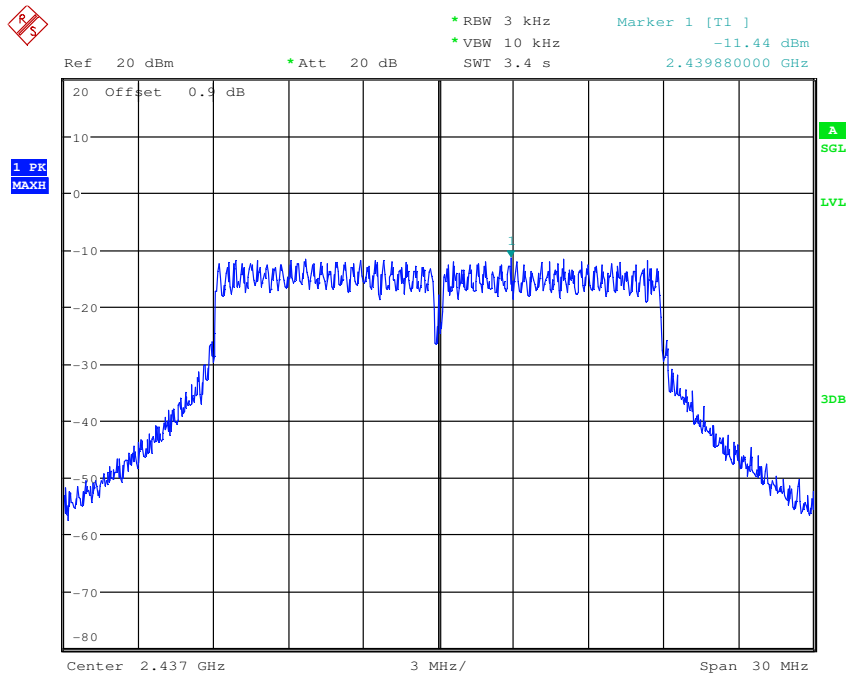
Report No.: HKES170100014202

Page: 42 of 207

Test mode:	802.11n(HT20)	Test channel:	Lowest
------------	---------------	---------------	--------



Test mode:	802.11n(HT20)	Test channel:	Middle
------------	---------------	---------------	--------



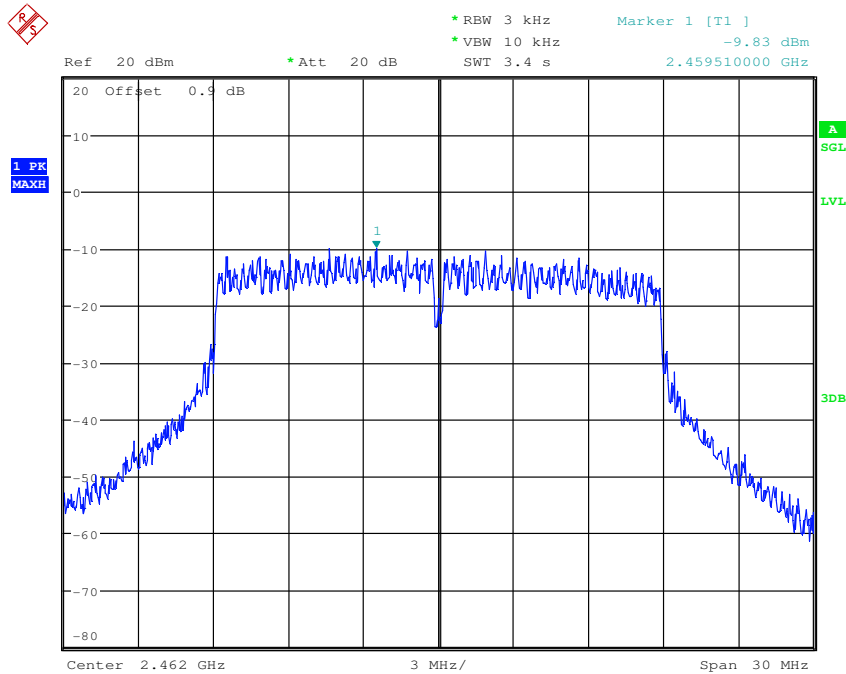


# SGS-CSTC Standards Technical Services Co., Ltd. Shenzhen Branch

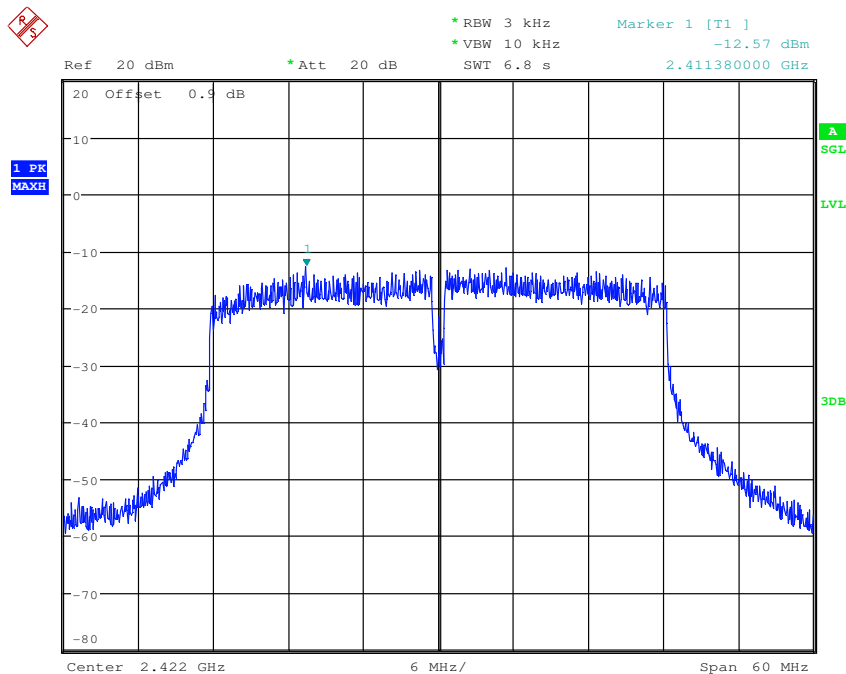
Report No.: HKES170100014202

Page: 43 of 207

Test mode:	802.11n(HT20)	Test channel:	Highest
------------	---------------	---------------	---------



Test mode:	802.11n(HT40)	Test channel:	Lowest
------------	---------------	---------------	--------



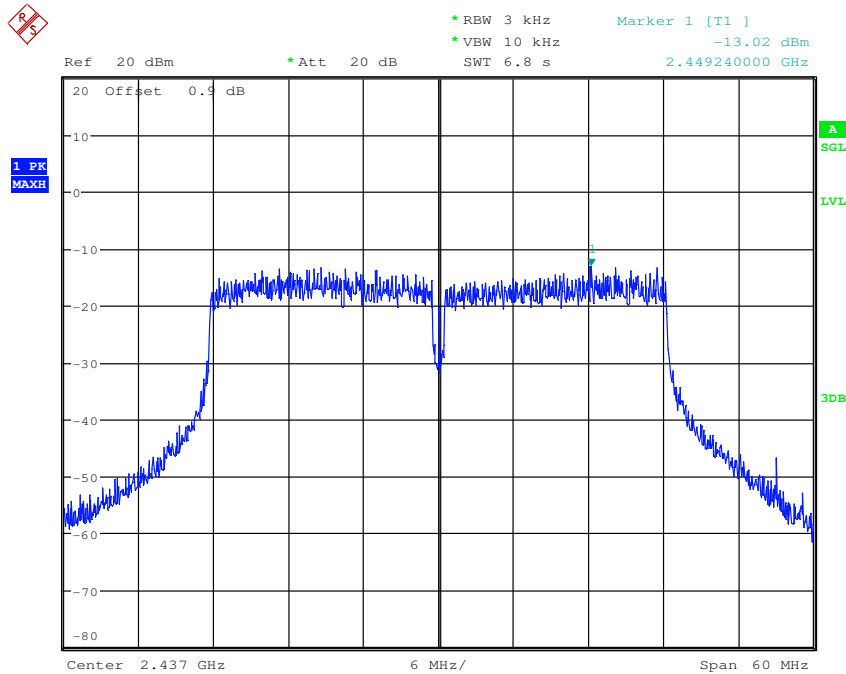


# SGS-CSTC Standards Technical Services Co., Ltd. Shenzhen Branch

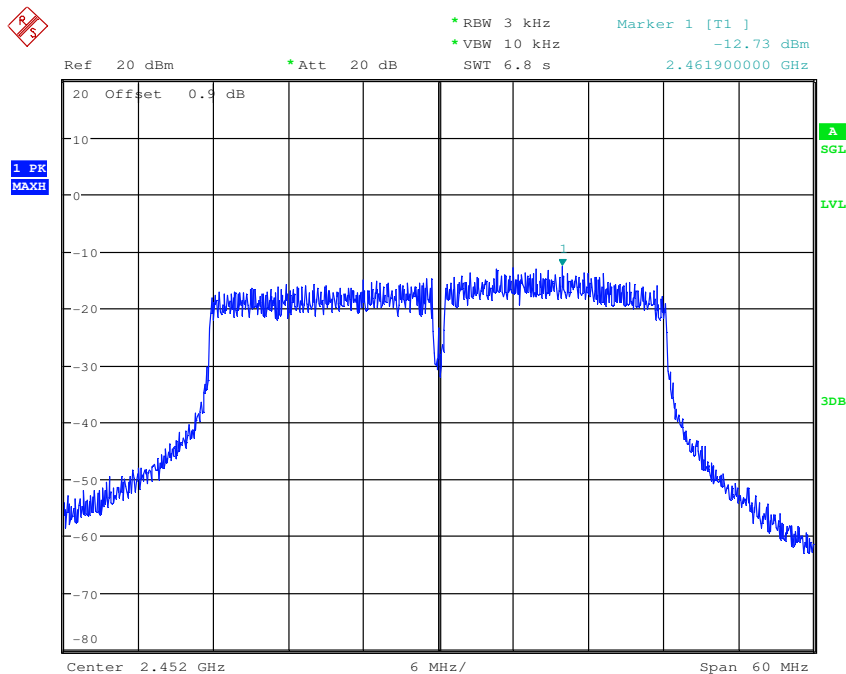
Report No.: HKES170100014202

Page: 44 of 207

Test mode:	802.11n(HT40)	Test channel:	Middle
------------	---------------	---------------	--------



Test mode:	802.11n(HT40)	Test channel:	Highest
------------	---------------	---------------	---------





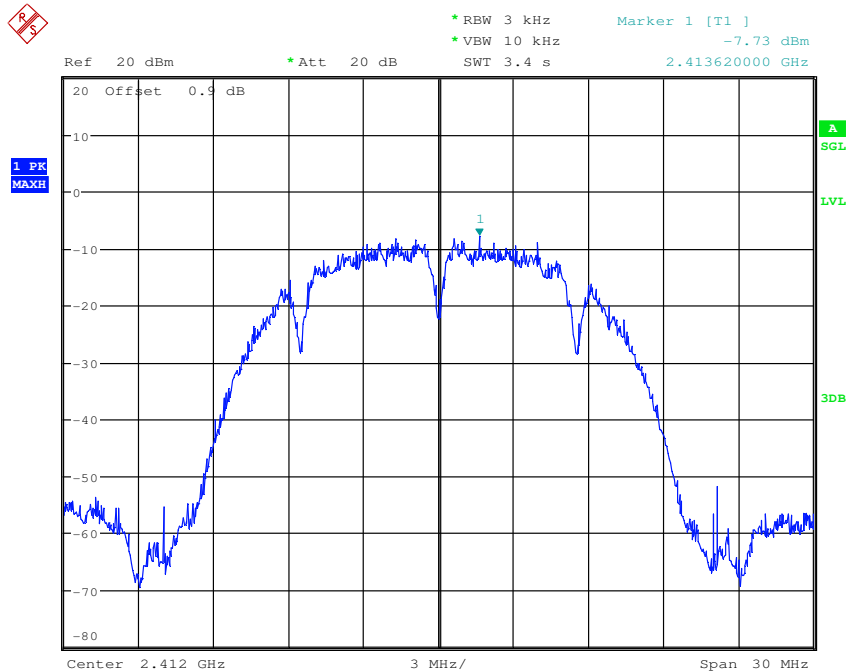
# SGS-CSTC Standards Technical Services Co., Ltd. Shenzhen Branch

Report No.: HKES170100014202

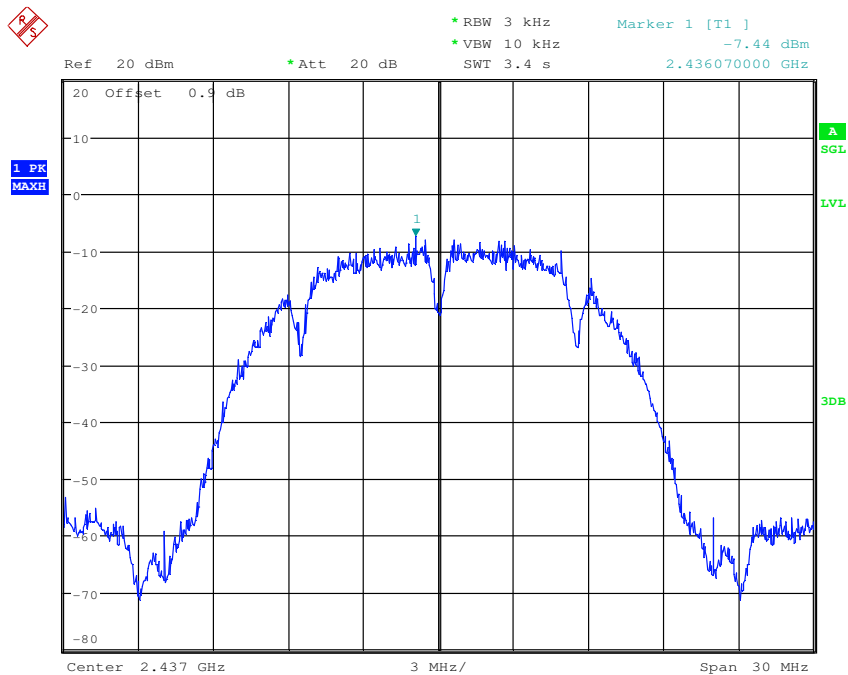
Page: 45 of 207

## Antenna 2

Test mode:	802.11b	Test channel:	Lowest
------------	---------	---------------	--------



Test mode:	802.11b	Test channel:	Middle
------------	---------	---------------	--------



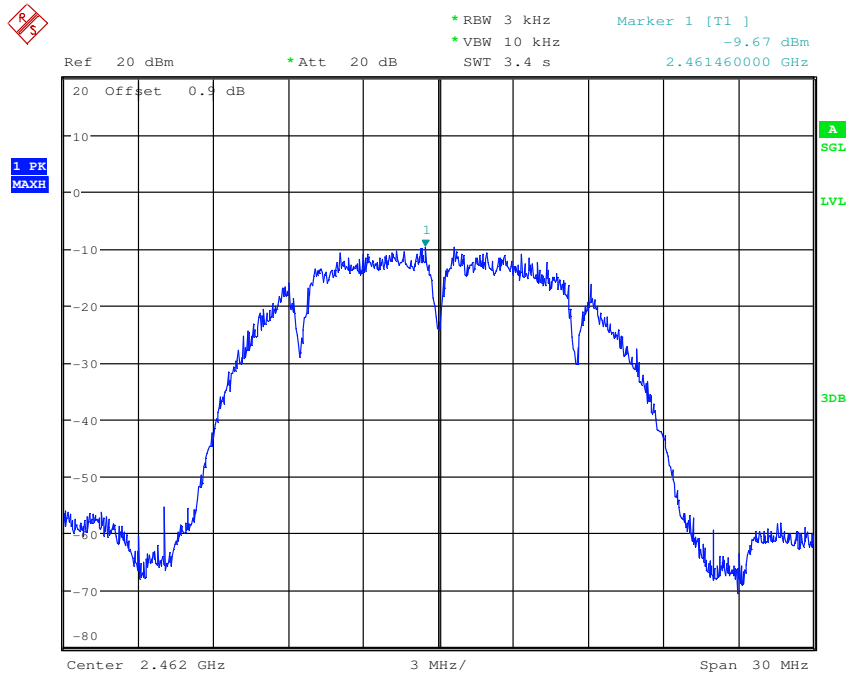


# SGS-CSTC Standards Technical Services Co., Ltd. Shenzhen Branch

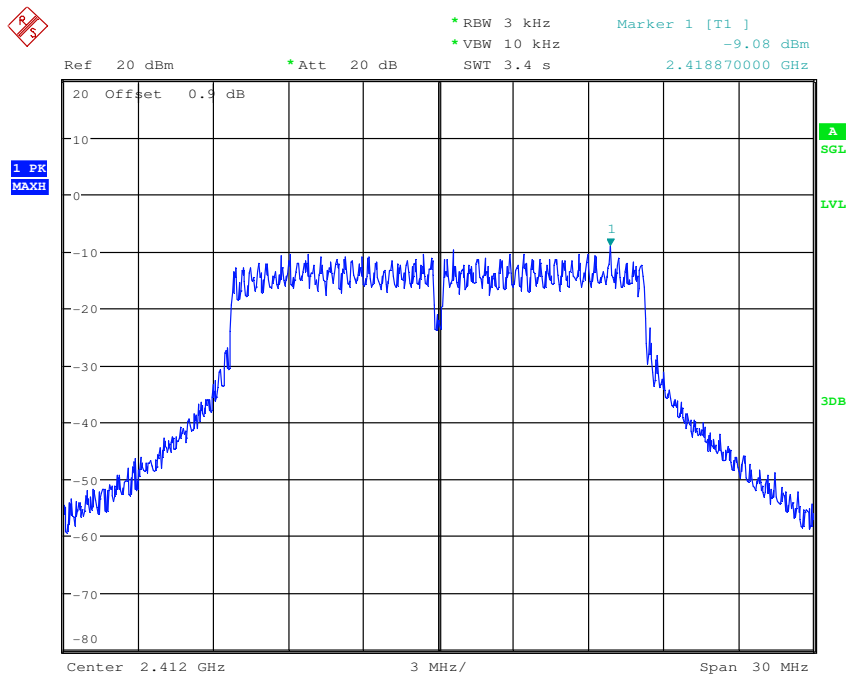
Report No.: HKES170100014202

Page: 46 of 207

Test mode:	802.11b	Test channel:	Highest
------------	---------	---------------	---------



Test mode:	802.11g	Test channel:	Lowest
------------	---------	---------------	--------



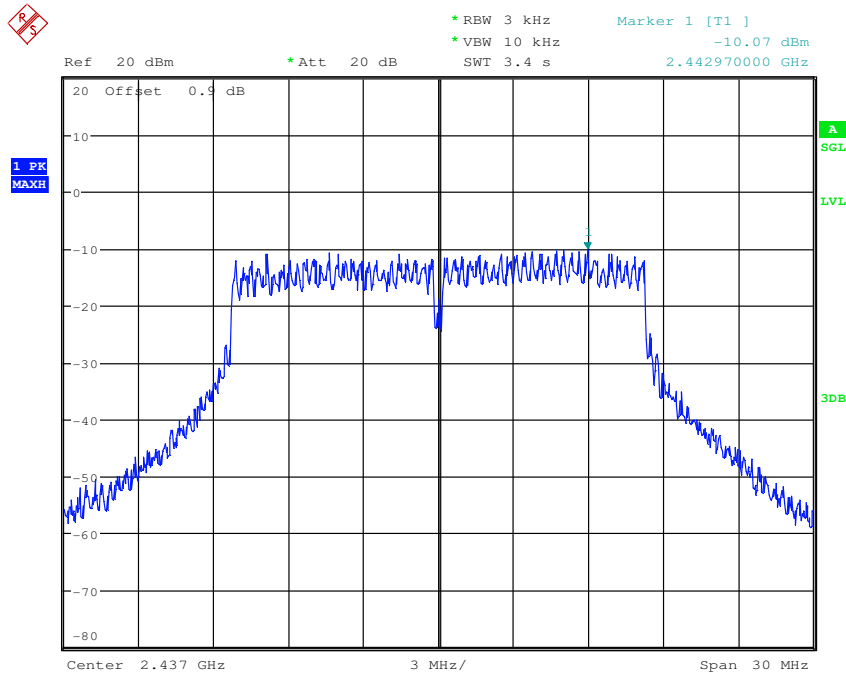


# SGS-CSTC Standards Technical Services Co., Ltd. Shenzhen Branch

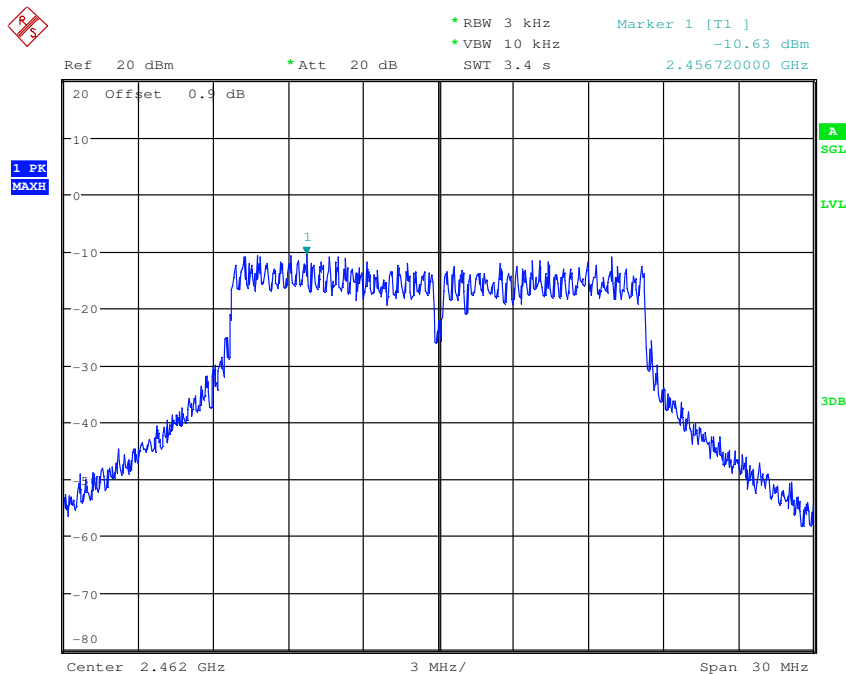
Report No.: HKES170100014202

Page: 47 of 207

Test mode:	802.11g	Test channel:	Middle
------------	---------	---------------	--------



Test mode:	802.11g	Test channel:	Highest
------------	---------	---------------	---------



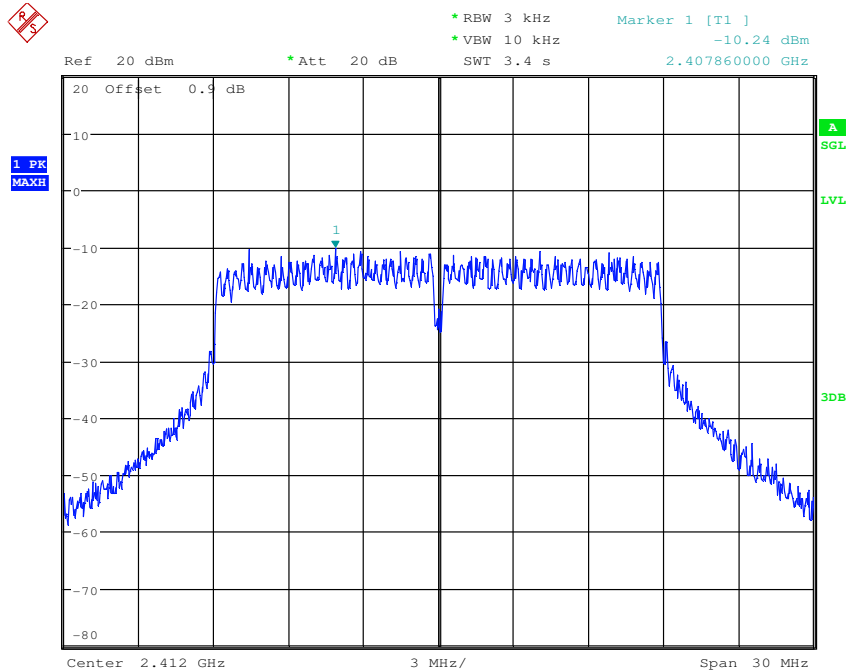


# SGS-CSTC Standards Technical Services Co., Ltd. Shenzhen Branch

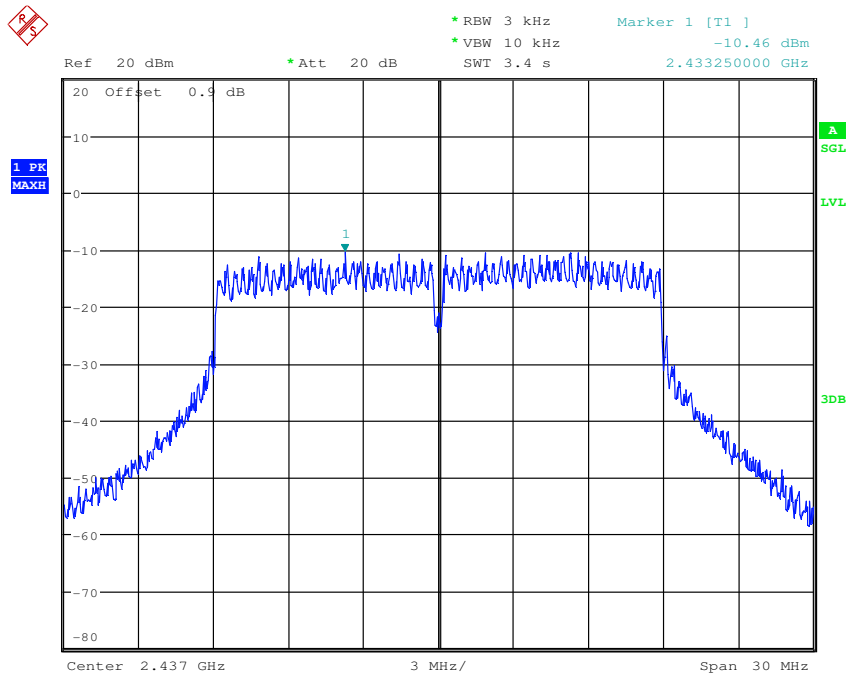
Report No.: HKES170100014202

Page: 48 of 207

Test mode:	802.11n(HT20)	Test channel:	Lowest
------------	---------------	---------------	--------



Test mode:	802.11n(HT20)	Test channel:	Middle
------------	---------------	---------------	--------





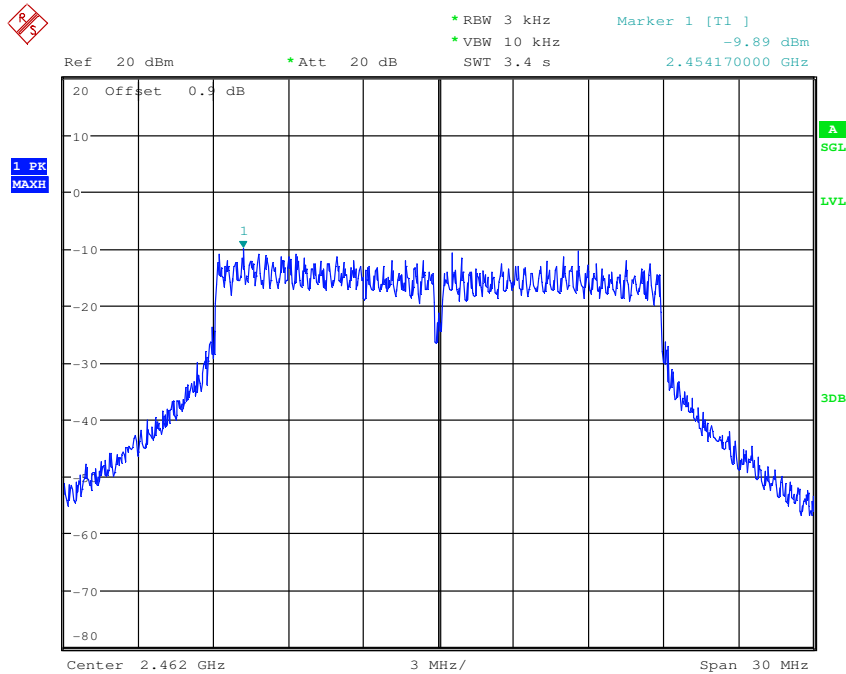


# SGS-CSTC Standards Technical Services Co., Ltd. Shenzhen Branch

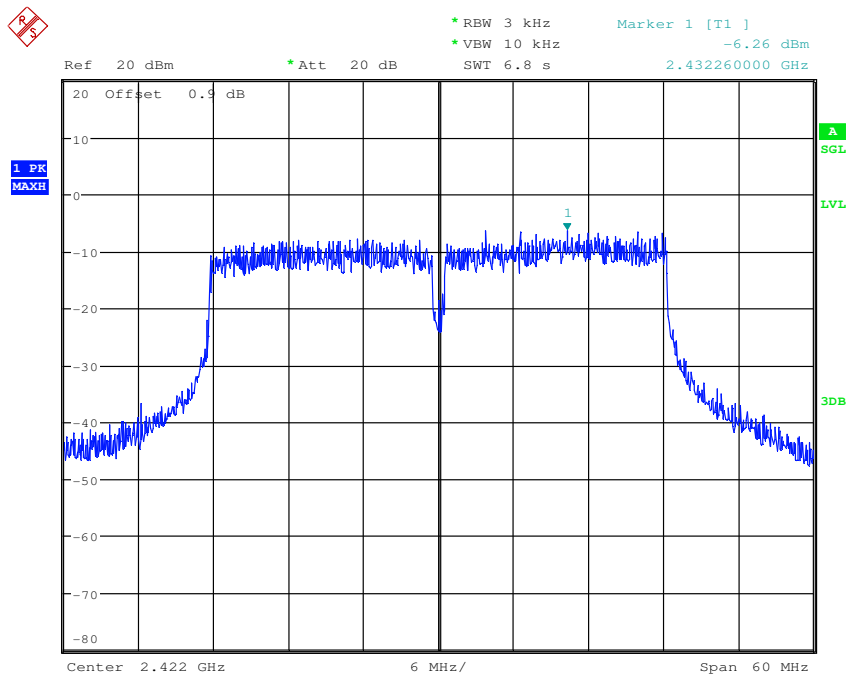
Report No.: HKES170100014202

Page: 49 of 207

Test mode:	802.11n(HT20)	Test channel:	Highest
------------	---------------	---------------	---------



Test mode:	802.11n(HT40)	Test channel:	Lowest
------------	---------------	---------------	--------



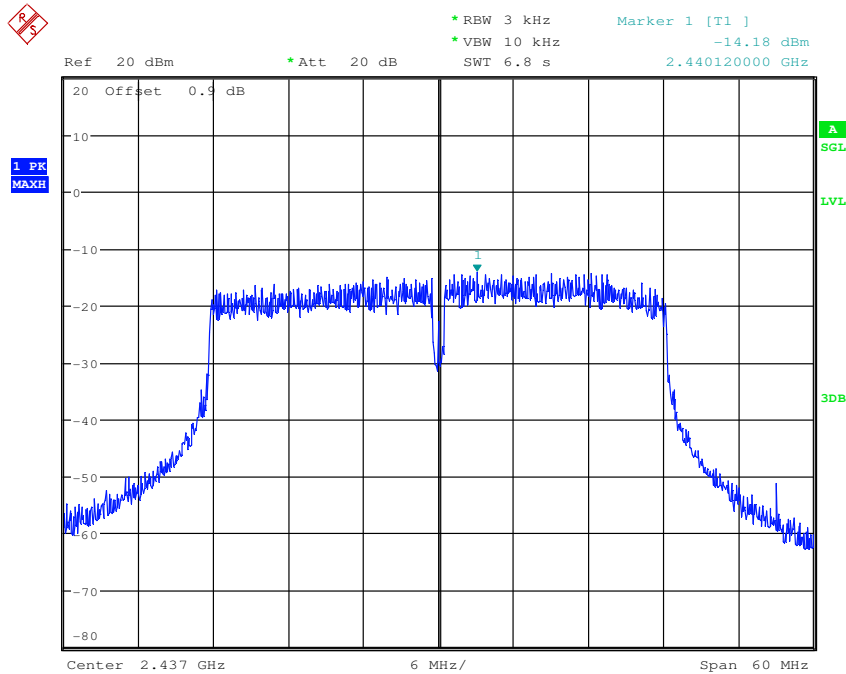


# SGS-CSTC Standards Technical Services Co., Ltd. Shenzhen Branch

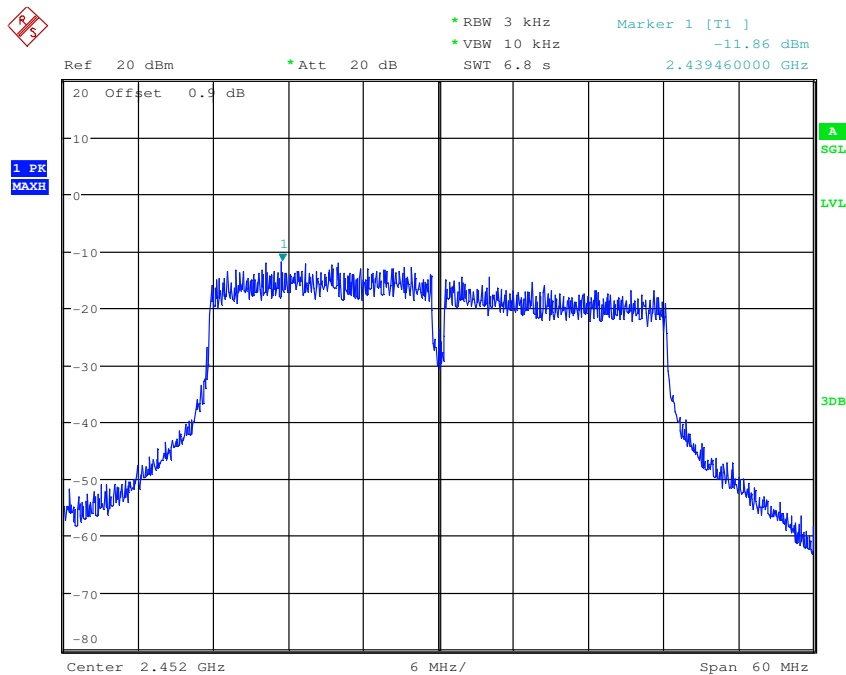
Report No.: HKES170100014202

Page: 50 of 207

Test mode:	802.11n(HT40)	Test channel:	Middle
------------	---------------	---------------	--------



Test mode:	802.11n(HT40)	Test channel:	Highest
------------	---------------	---------------	---------





# SGS-CSTC Standards Technical Services Co., Ltd. Shenzhen Branch

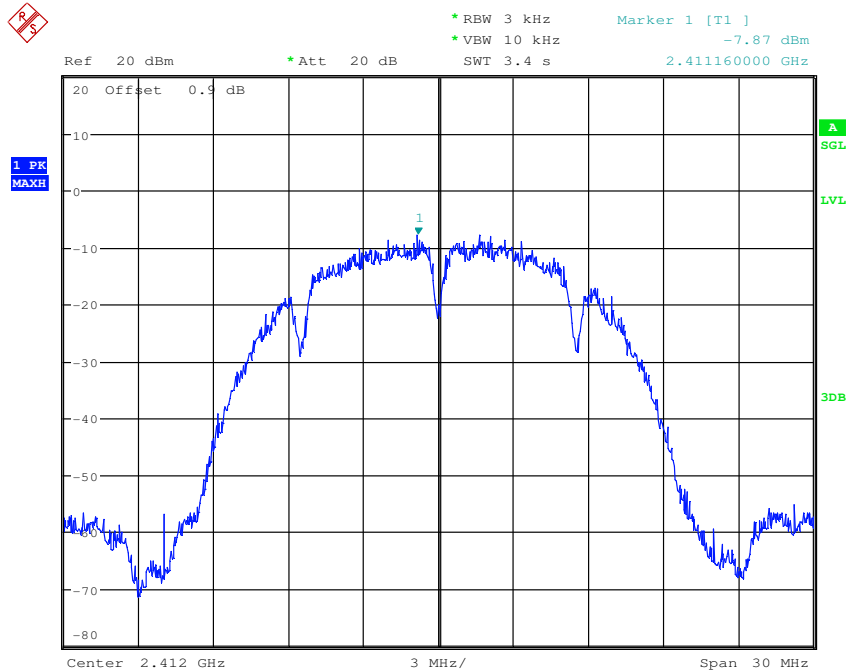
Report No.: HKES170100014202

Page: 51 of 207

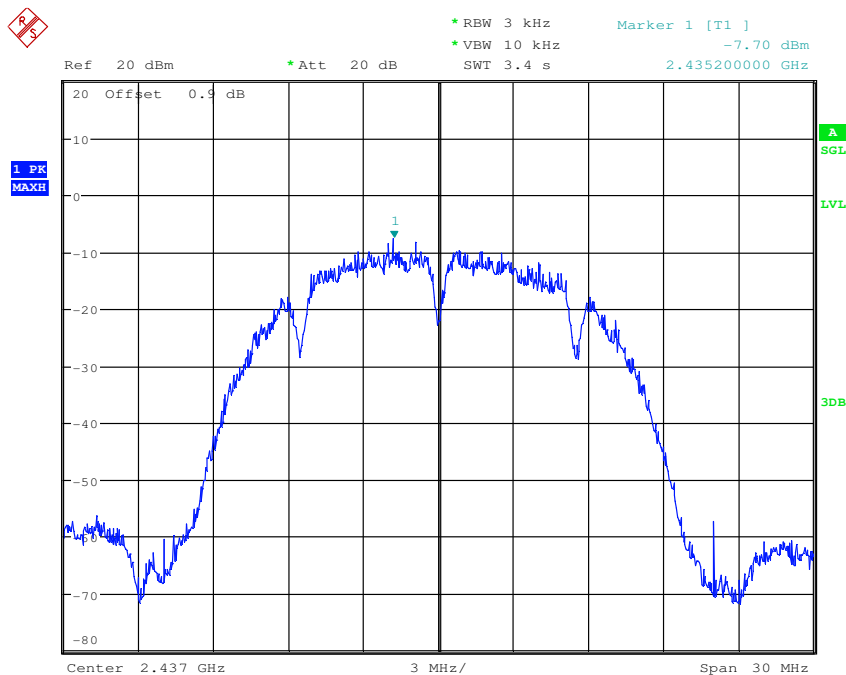
## WiFi Module 2:

### Antenna 1

Test mode:	802.11b	Test channel:	Lowest
------------	---------	---------------	--------



Test mode:	802.11b	Test channel:	Middle
------------	---------	---------------	--------



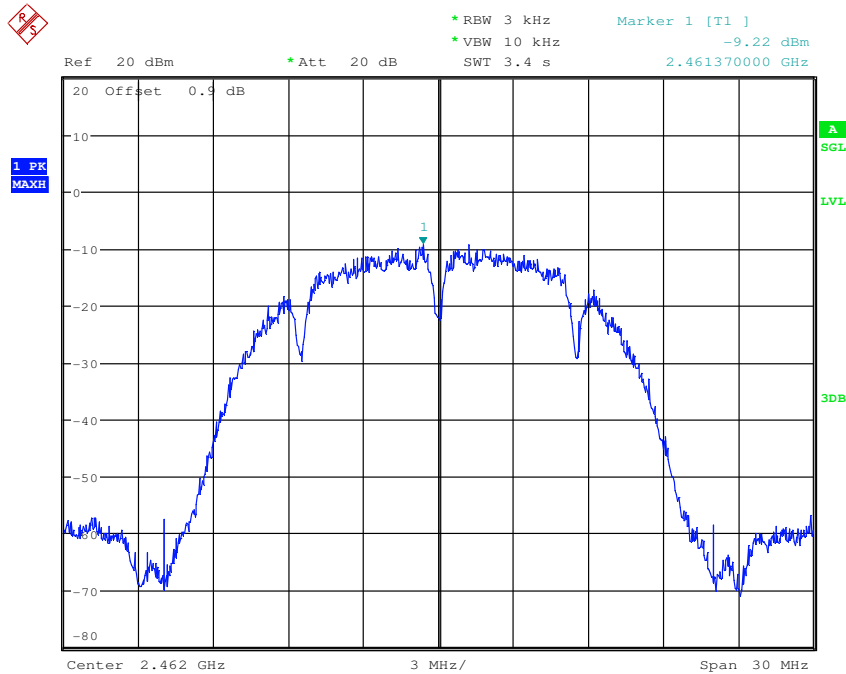


# SGS-CSTC Standards Technical Services Co., Ltd. Shenzhen Branch

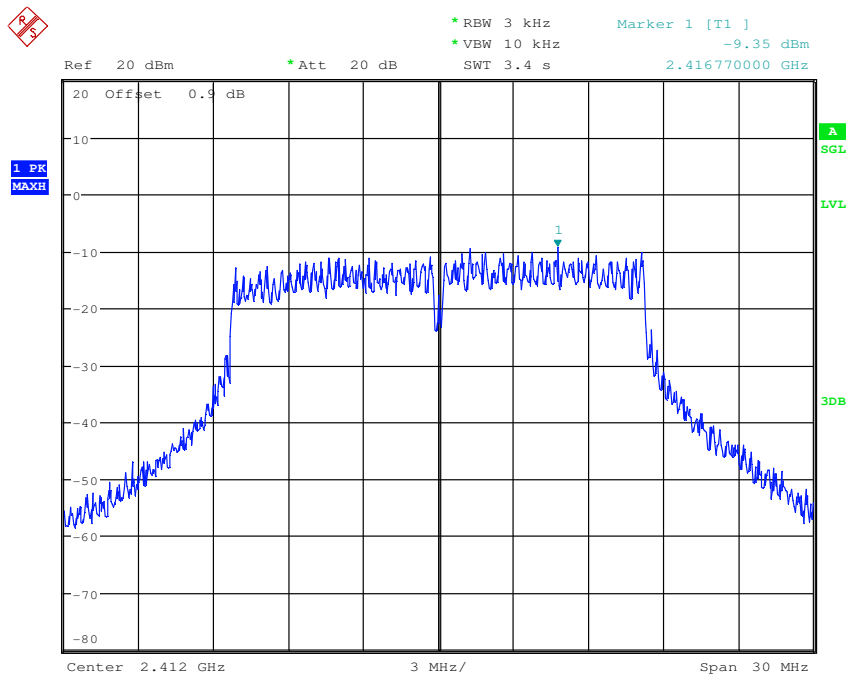
Report No.: HKES170100014202

Page: 52 of 207

Test mode:	802.11b	Test channel:	Highest
------------	---------	---------------	---------



Test mode:	802.11g	Test channel:	Lowest
------------	---------	---------------	--------



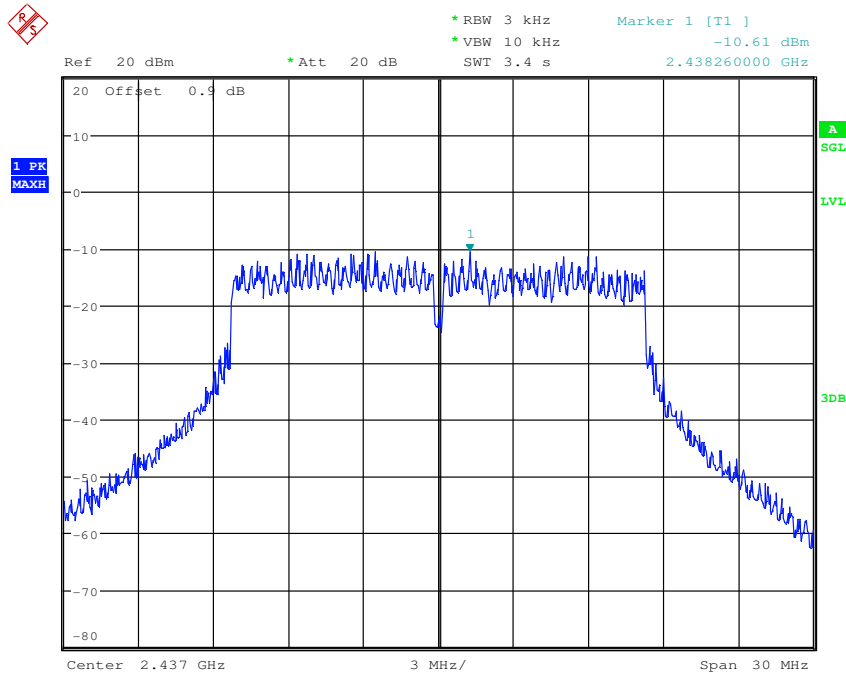


# SGS-CSTC Standards Technical Services Co., Ltd. Shenzhen Branch

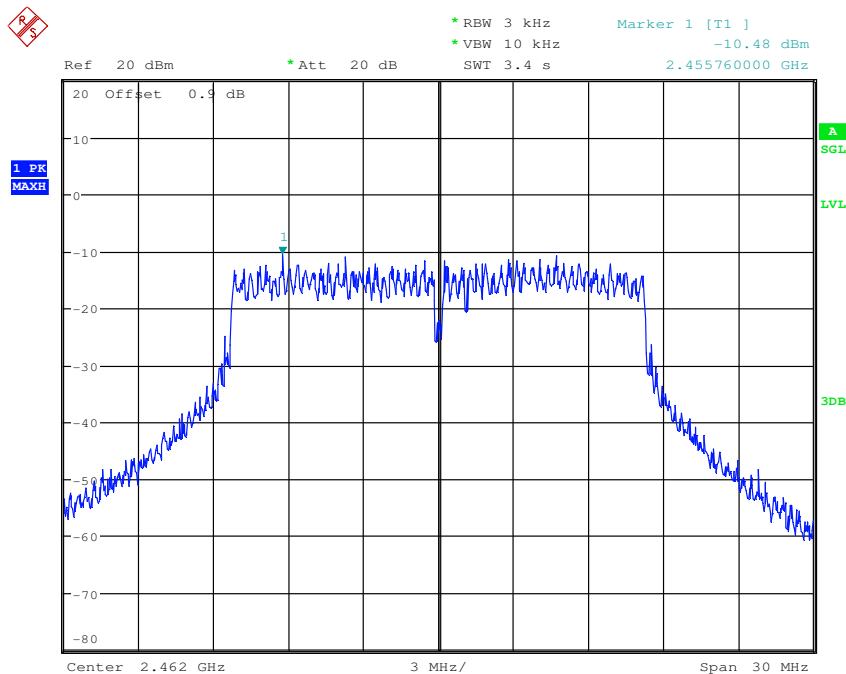
Report No.: HKES170100014202

Page: 53 of 207

Test mode:	802.11g	Test channel:	Middle
------------	---------	---------------	--------



Test mode:	802.11g	Test channel:	Highest
------------	---------	---------------	---------



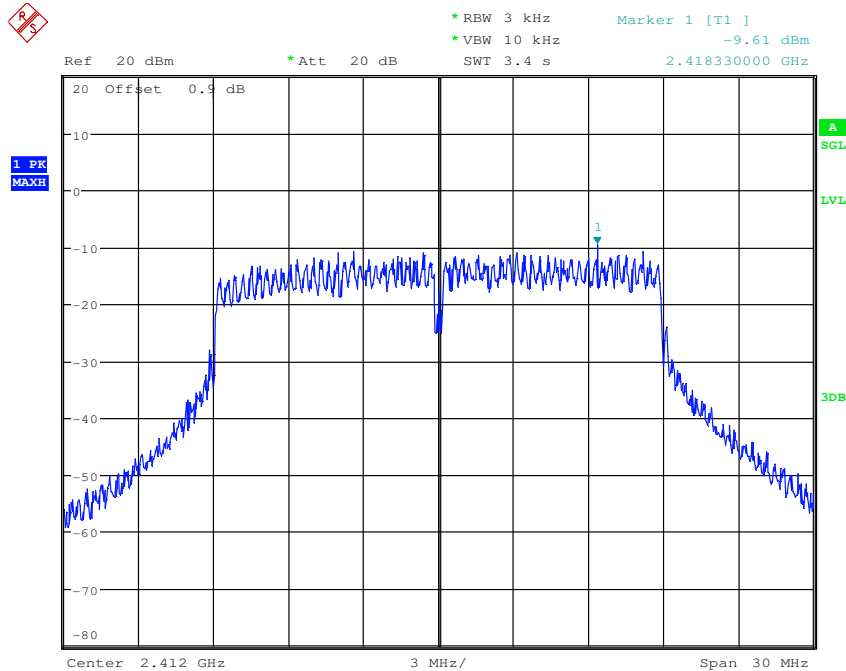


# SGS-CSTC Standards Technical Services Co., Ltd. Shenzhen Branch

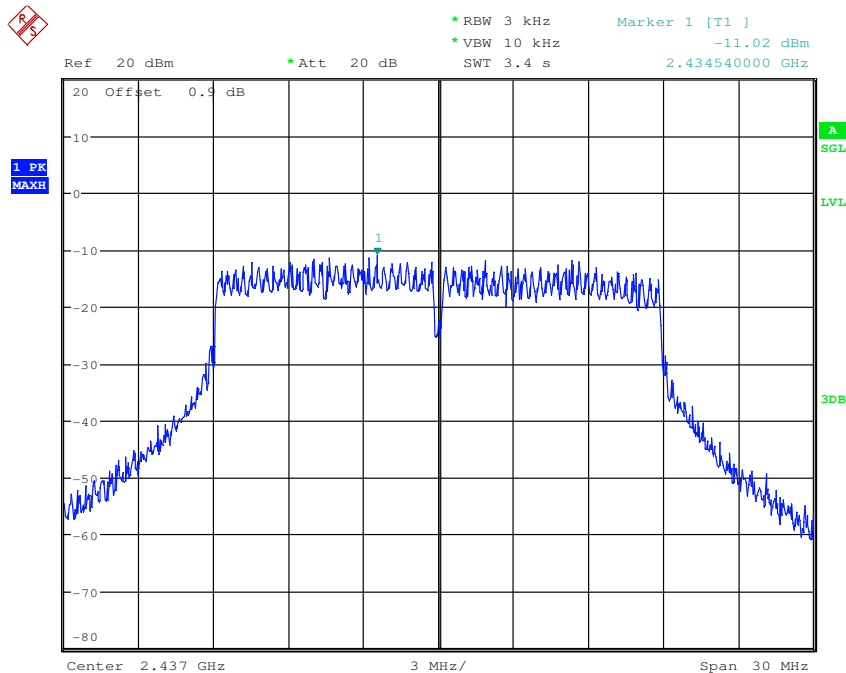
Report No.: HKES170100014202

Page: 54 of 207

Test mode:	802.11n(HT20)	Test channel:	Lowest
------------	---------------	---------------	--------



Test mode:	802.11n(HT20)	Test channel:	Middle
------------	---------------	---------------	--------



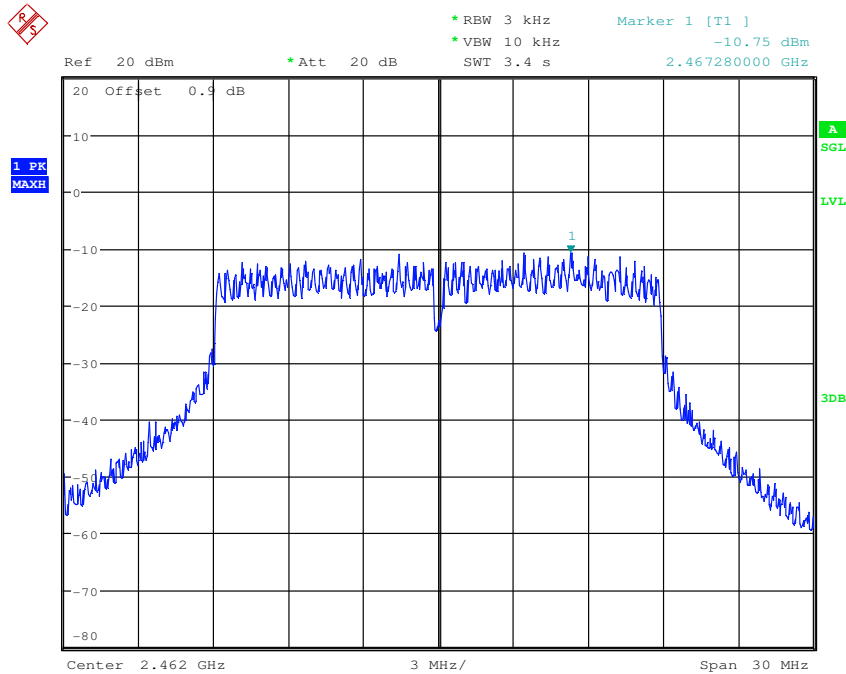


# SGS-CSTC Standards Technical Services Co., Ltd. Shenzhen Branch

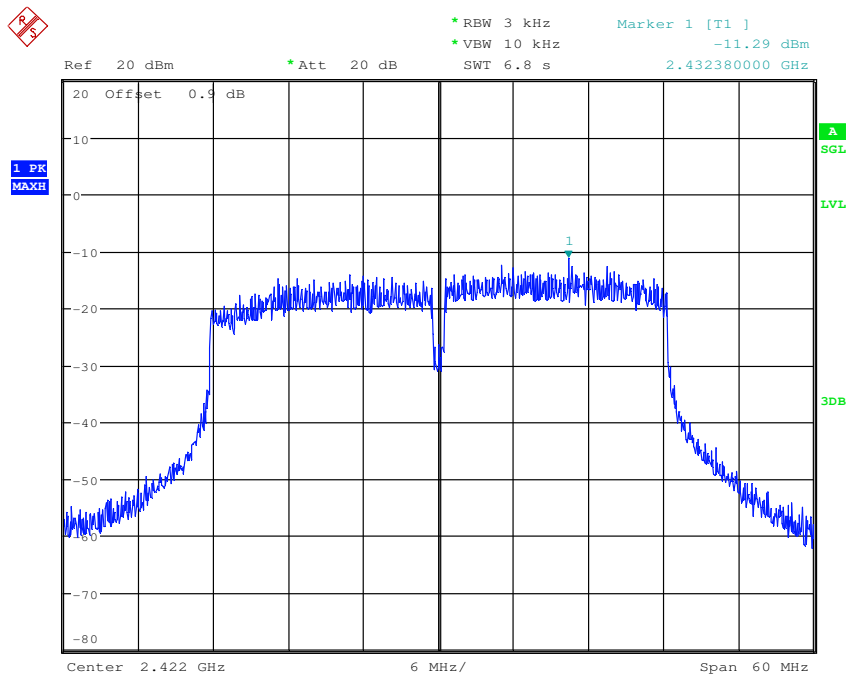
Report No.: HKES170100014202

Page: 55 of 207

Test mode:	802.11n(HT20)	Test channel:	Highest
------------	---------------	---------------	---------



Test mode:	802.11n(HT40)	Test channel:	Lowest
------------	---------------	---------------	--------



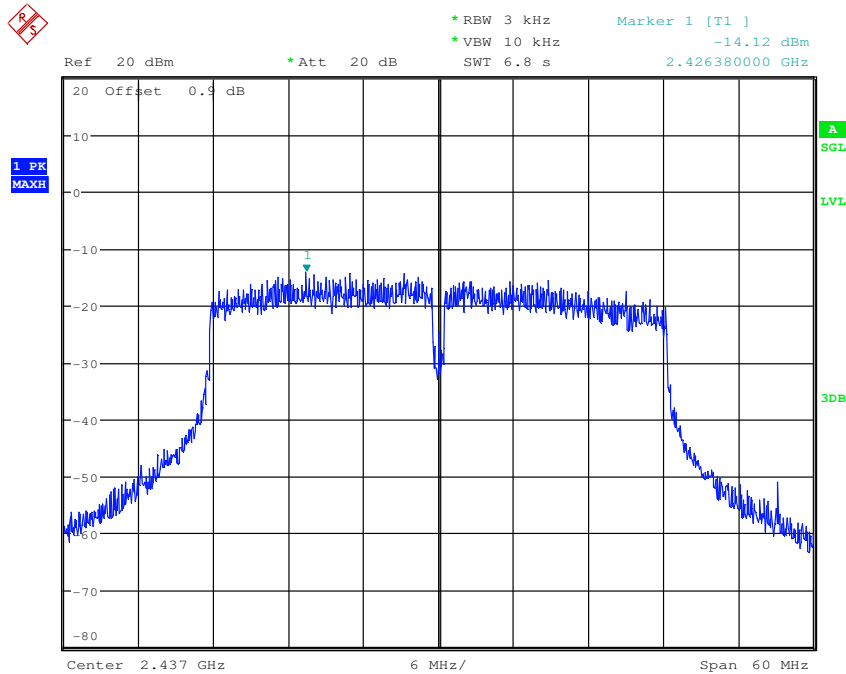


# SGS-CSTC Standards Technical Services Co., Ltd. Shenzhen Branch

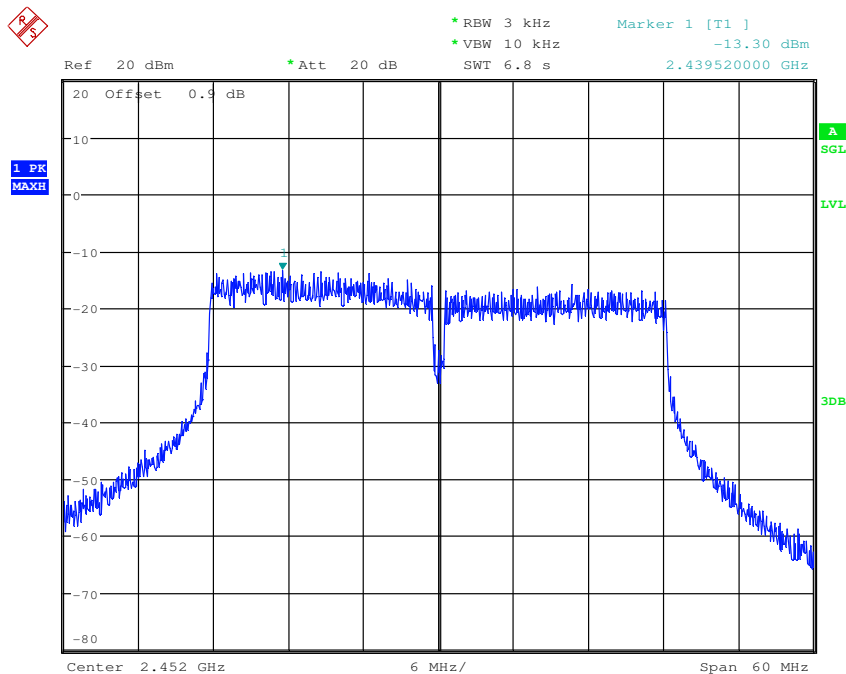
Report No.: HKES170100014202

Page: 56 of 207

Test mode:	802.11n(HT40)	Test channel:	Middle
------------	---------------	---------------	--------



Test mode:	802.11n(HT40)	Test channel:	Highest
------------	---------------	---------------	---------







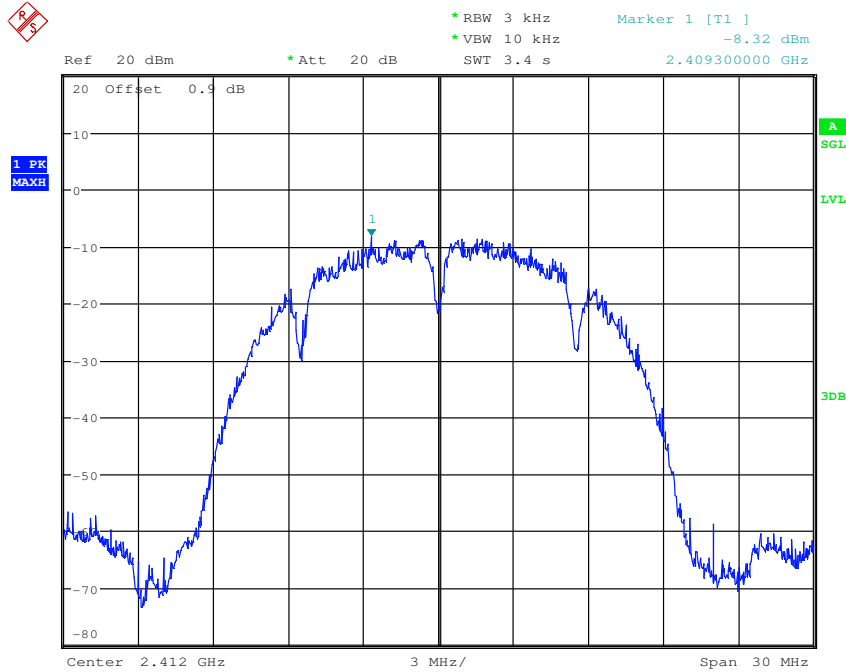
# SGS-CSTC Standards Technical Services Co., Ltd. Shenzhen Branch

Report No.: HKES170100014202

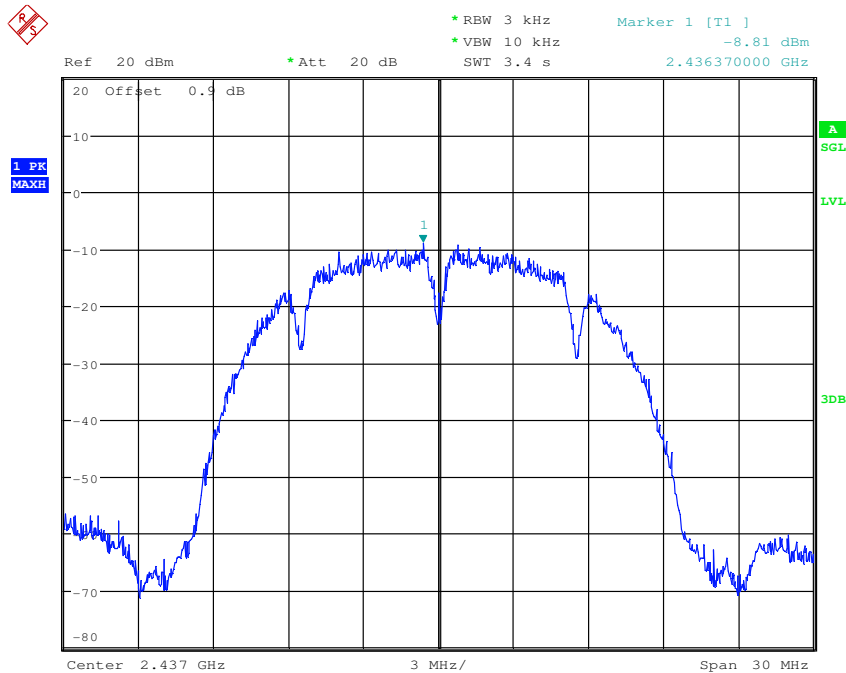
Page: 57 of 207

## Antenna 2

Test mode:	802.11b	Test channel:	Lowest
------------	---------	---------------	--------



Test mode:	802.11b	Test channel:	Middle
------------	---------	---------------	--------



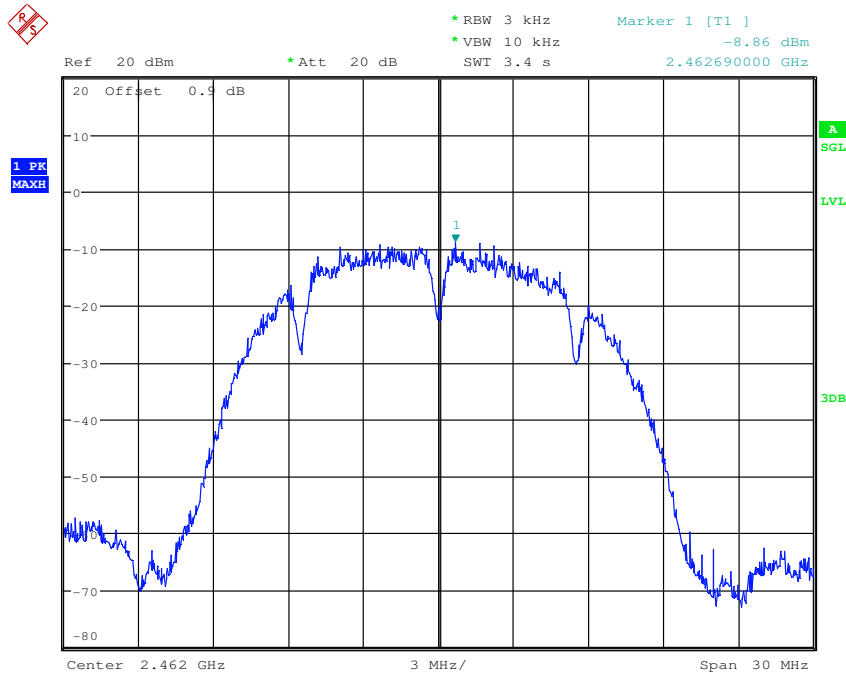


# SGS-CSTC Standards Technical Services Co., Ltd. Shenzhen Branch

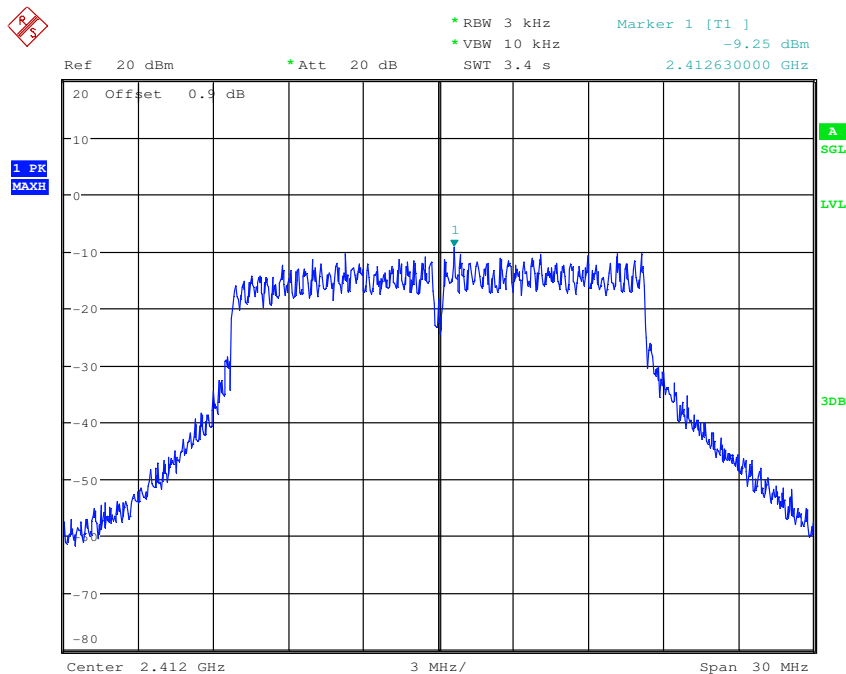
Report No.: HKES170100014202

Page: 58 of 207

Test mode:	802.11b	Test channel:	Highest
------------	---------	---------------	---------



Test mode:	802.11g	Test channel:	Lowest
------------	---------	---------------	--------



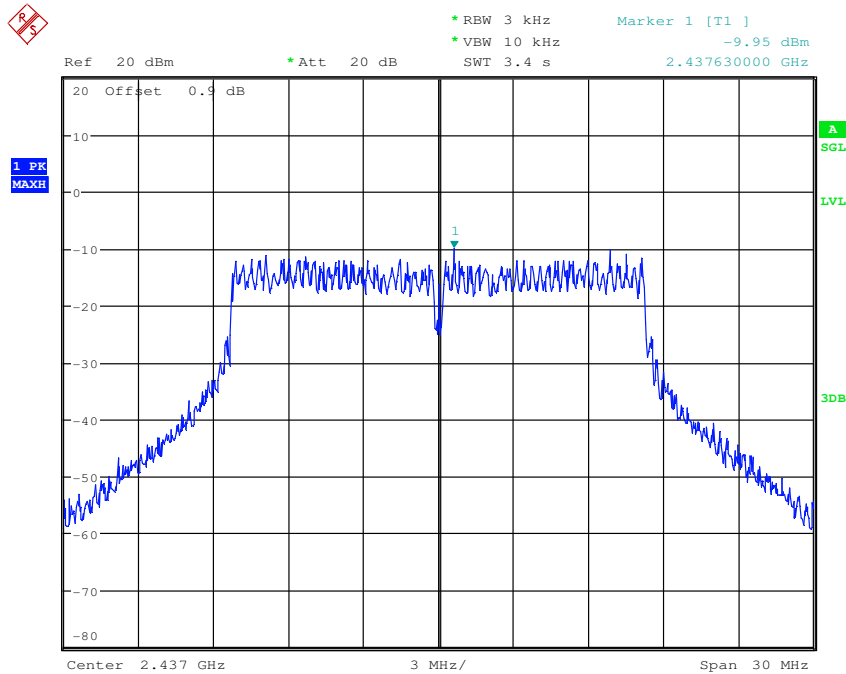


# SGS-CSTC Standards Technical Services Co., Ltd. Shenzhen Branch

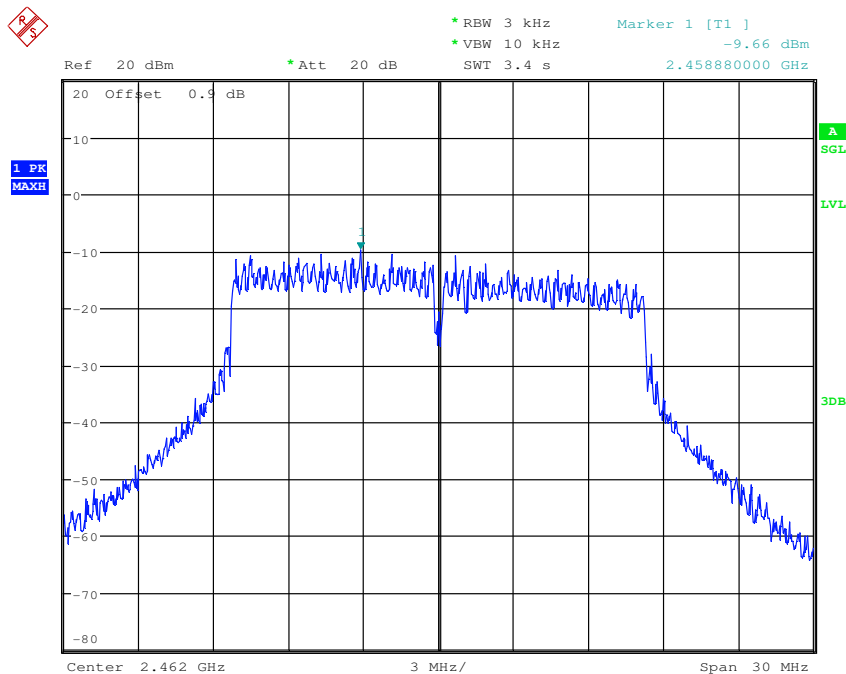
Report No.: HKES170100014202

Page: 59 of 207

Test mode:	802.11g	Test channel:	Middle
------------	---------	---------------	--------



Test mode:	802.11g	Test channel:	Highest
------------	---------	---------------	---------



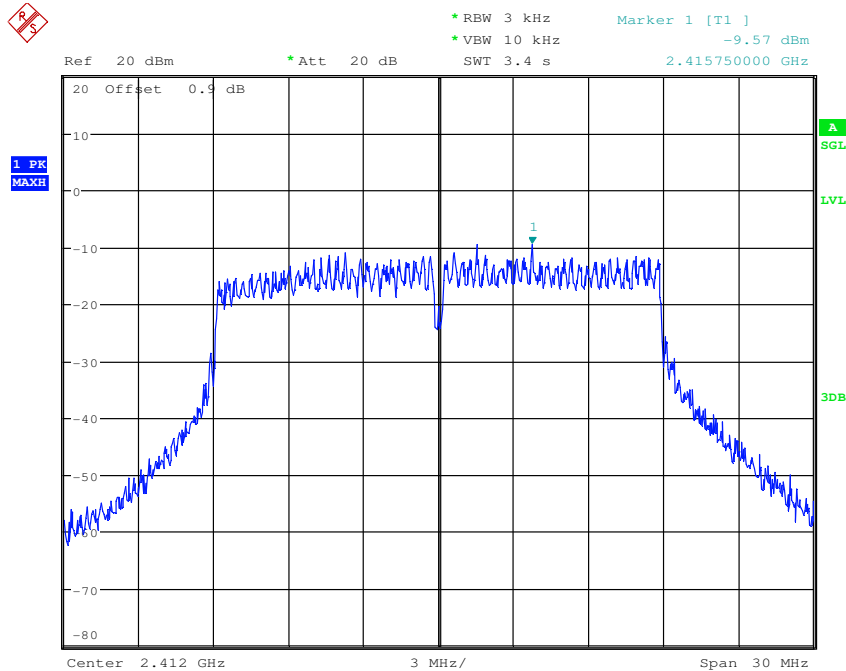


# SGS-CSTC Standards Technical Services Co., Ltd. Shenzhen Branch

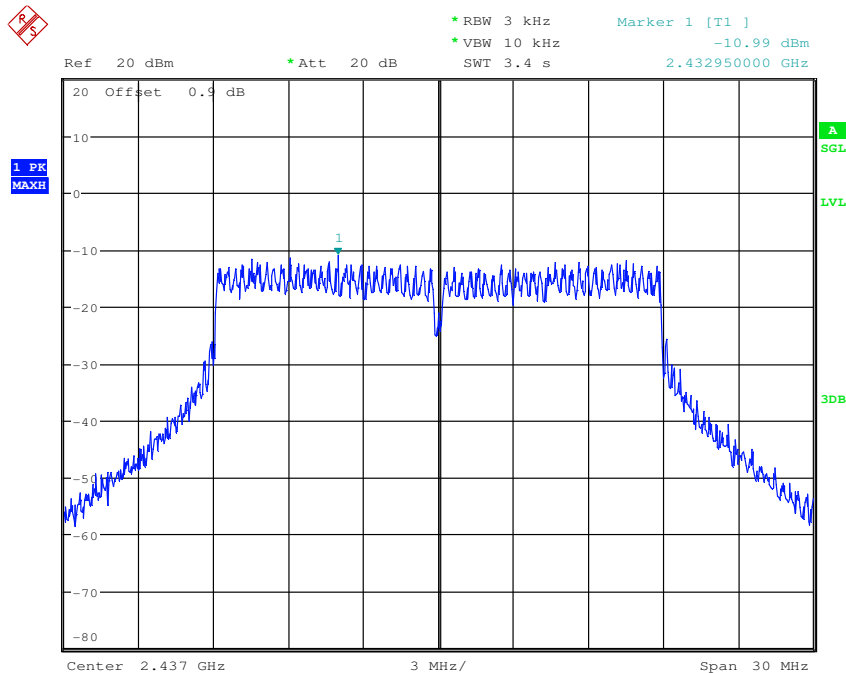
Report No.: HKES170100014202

Page: 60 of 207

Test mode:	802.11n(HT20)	Test channel:	Lowest
------------	---------------	---------------	--------



Test mode:	802.11n(HT20)	Test channel:	Middle
------------	---------------	---------------	--------



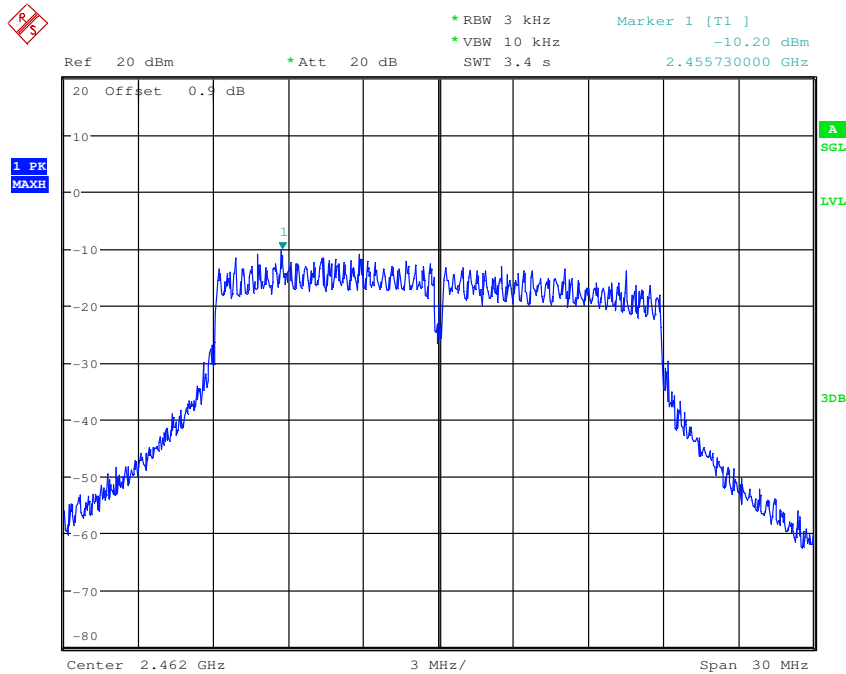


# SGS-CSTC Standards Technical Services Co., Ltd. Shenzhen Branch

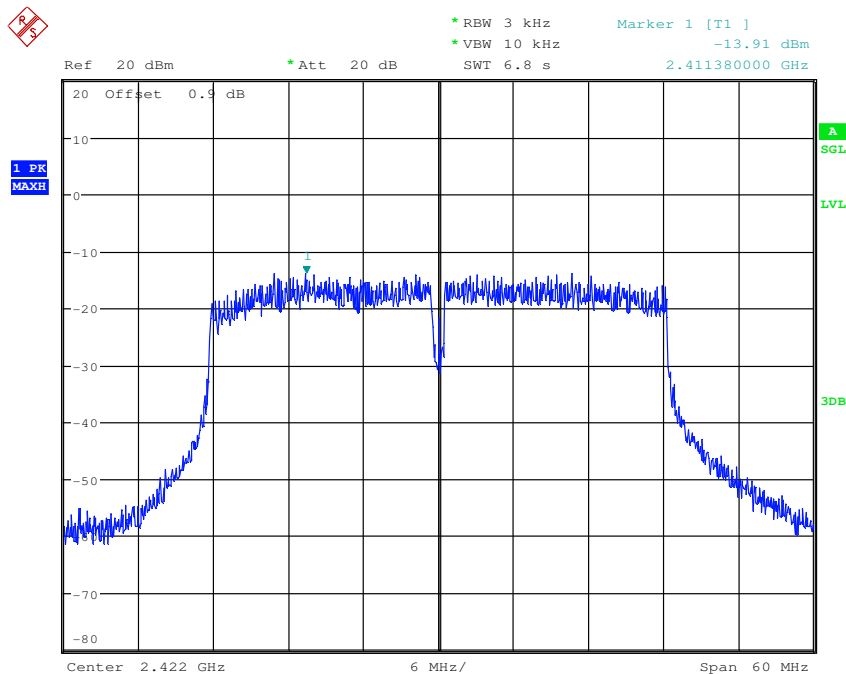
Report No.: HKES170100014202

Page: 61 of 207

Test mode:	802.11n(HT20)	Test channel:	Highest
------------	---------------	---------------	---------



Test mode:	802.11n(HT40)	Test channel:	Lowest
------------	---------------	---------------	--------



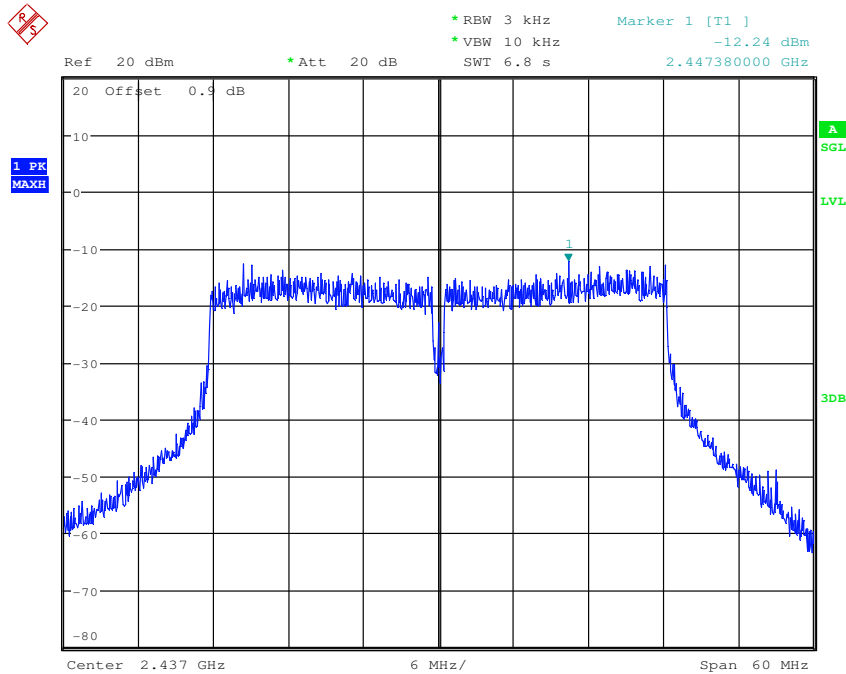


# SGS-CSTC Standards Technical Services Co., Ltd. Shenzhen Branch

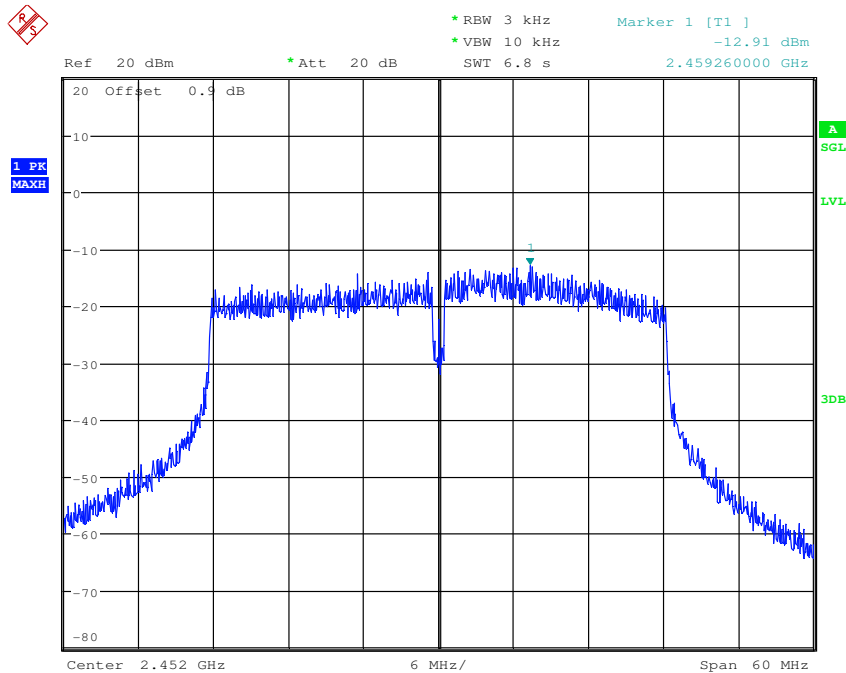
Report No.: HKES170100014202

Page: 62 of 207

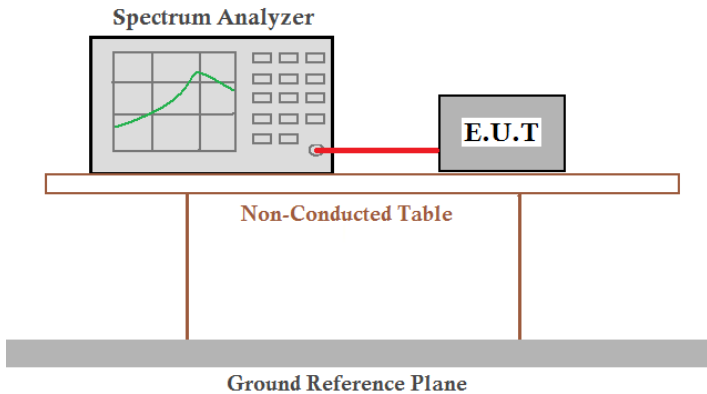
Test mode:	802.11n(HT40)	Test channel:	Middle
------------	---------------	---------------	--------



Test mode:	802.11n(HT40)	Test channel:	Highest
------------	---------------	---------------	---------



## 6.6 Band-edge for RF Conducted Emissions

Test Requirement:	47 CFR Part 15C Section 15.247 (d)
Test Method:	ANSI C63.10 2013, section 11.13.2
Test Setup:	 <p><i>Remark:</i>  Offset the High-Frequency cable loss 1.5dB in the spectrum analyzer.</p>
Exploratory Test Mode:	Transmitting with all kind of modulations, data rates
Final Test Mode:	Through Pre-scan, find the 1Mbps of rate is the worst case of 802.11b; 6Mbps of rate is the worst case of 802.11g ; 6.5Mbps of rate is the worst case of 802.11n(HT20) ; 13.5Mbps of rate is the worst case of 802.11n(HT40)
Limit:	In any 100 kHz bandwidth outside the frequency band in which the spread spectrum intentional radiator is operating, the radio frequency power that is produced by the intentional radiator shall be at least 20 dB below that in the 100 kHz bandwidth within the band that contains the highest level of the desired power, based on either an RF conducted or a radiated measurement.
Instruments Used:	Refer to section 5.10 for details
Test Results:	Pass



# SGS-CSTC Standards Technical Services Co., Ltd. Shenzhen Branch

Report No.: HKES170100014202

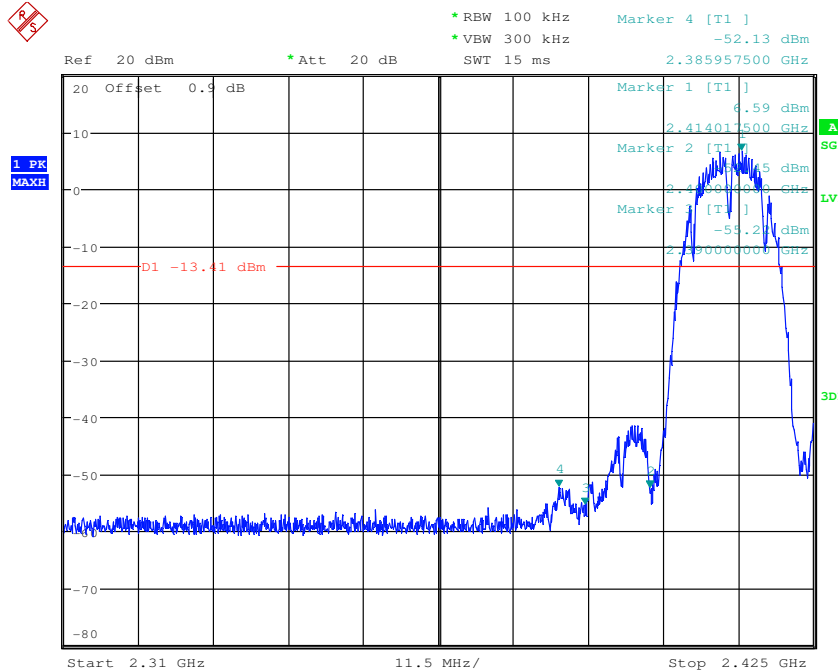
Page: 64 of 207

Test plot as follows:

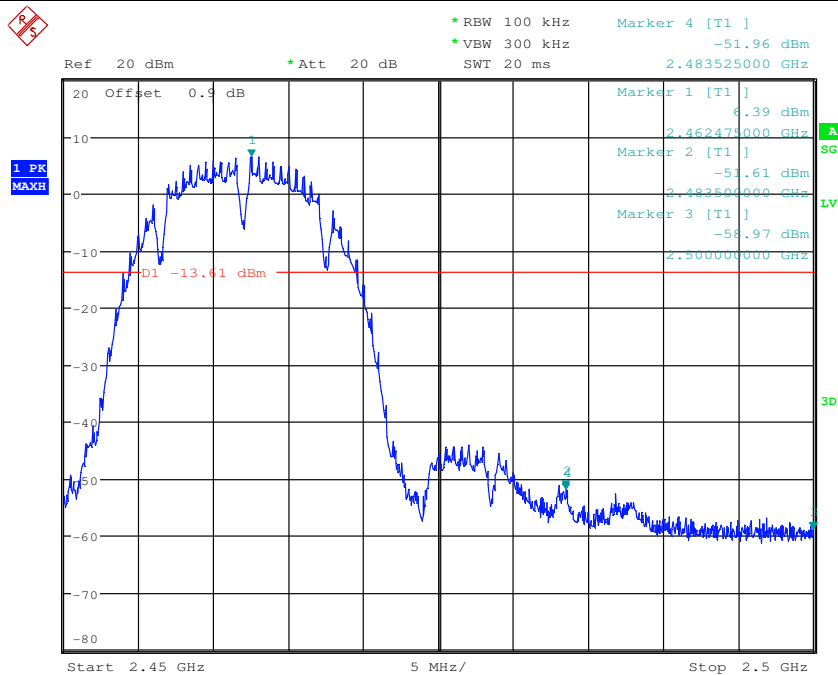
WiFi Module 1:

Antenna 1

Test mode:	802.11b	Test channel:	Lowest
------------	---------	---------------	--------



Test mode:	802.11b	Test channel:	Highest
------------	---------	---------------	---------





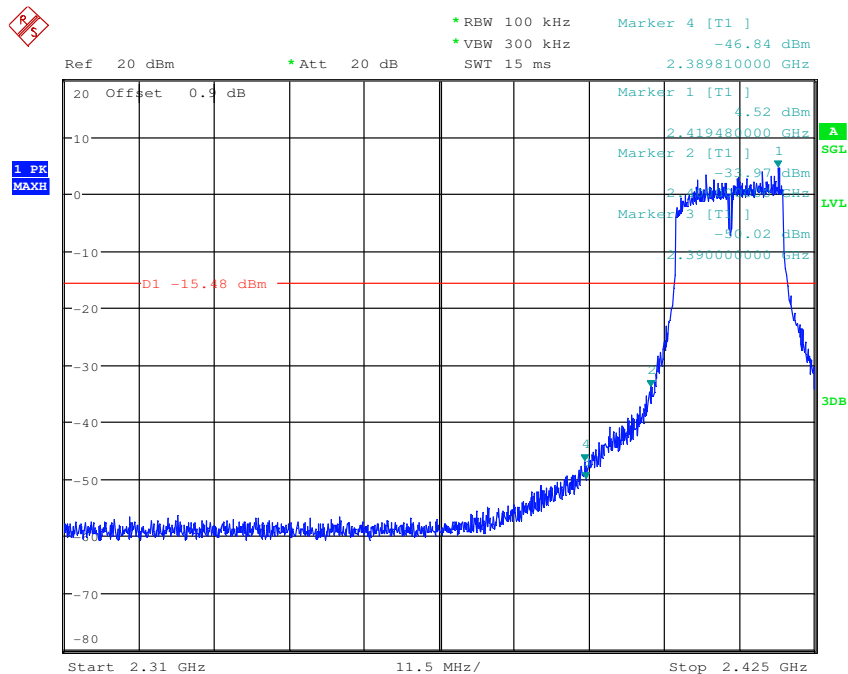


# SGS-CSTC Standards Technical Services Co., Ltd. Shenzhen Branch

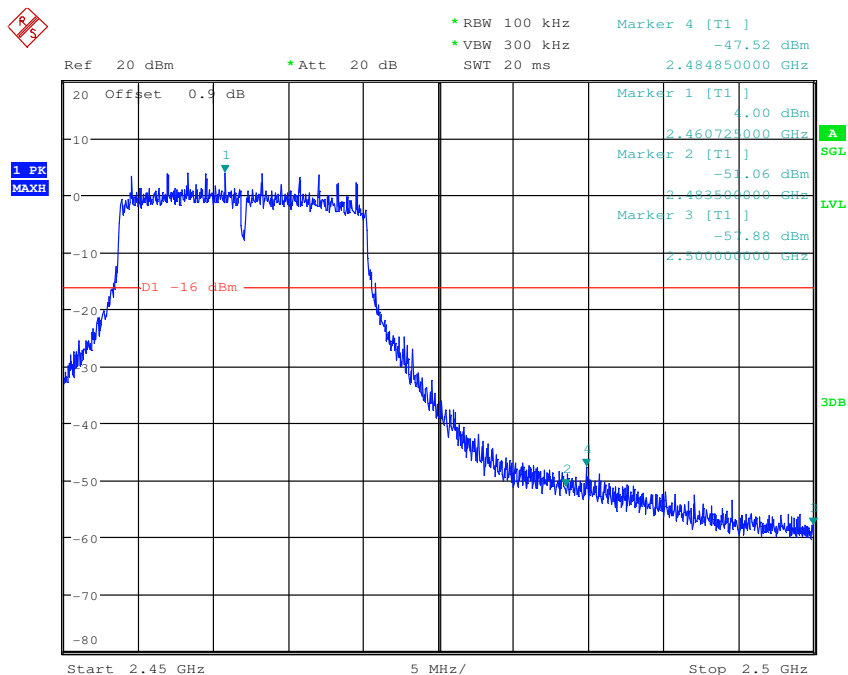
Report No.: HKES170100014202

Page: 65 of 207

Test mode:	802.11g	Test channel:	Lowest
------------	---------	---------------	--------



Test mode:	802.11g	Test channel:	Highest
------------	---------	---------------	---------



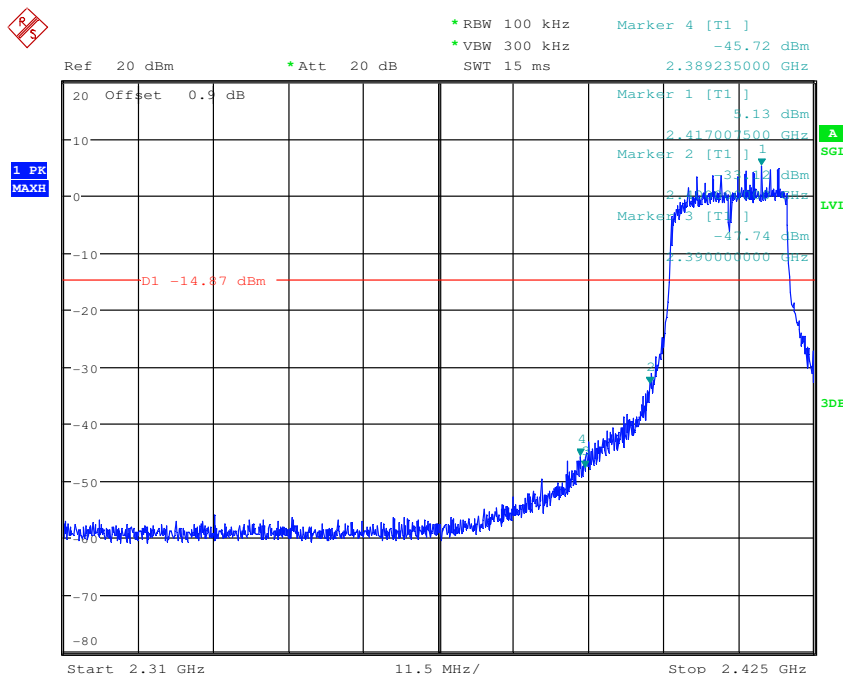


# SGS-CSTC Standards Technical Services Co., Ltd. Shenzhen Branch

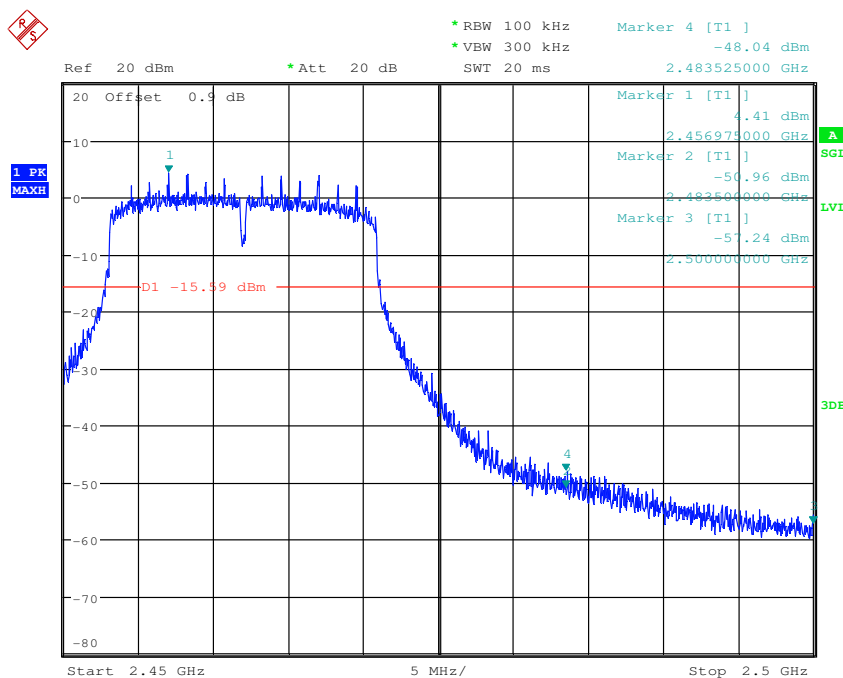
Report No.: HKES170100014202

Page: 66 of 207

Test mode:	802.11n(HT20)	Test channel:	Lowest
------------	---------------	---------------	--------



Test mode:	802.11n(HT20)	Test channel:	Highest
------------	---------------	---------------	---------



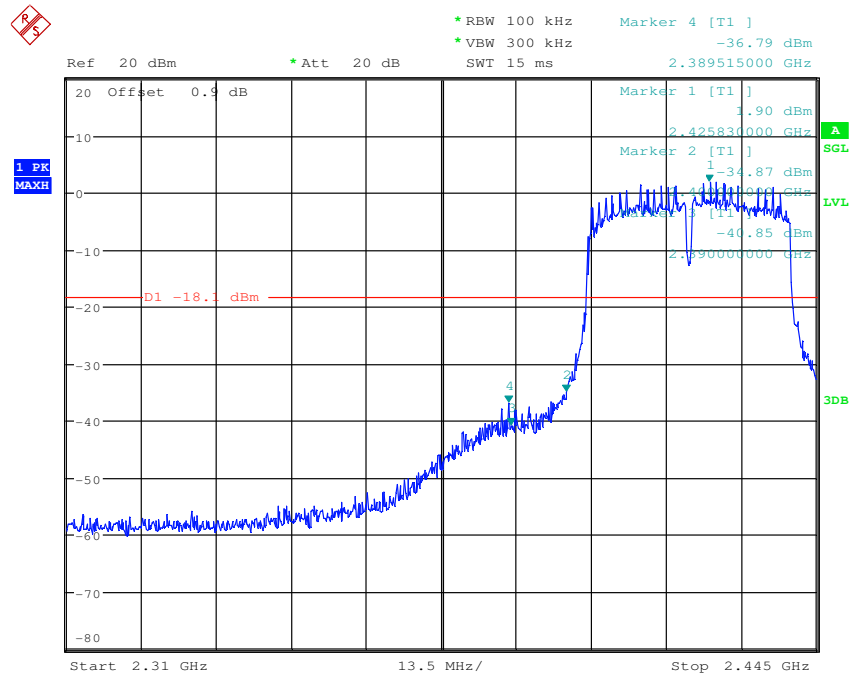


# SGS-CSTC Standards Technical Services Co., Ltd. Shenzhen Branch

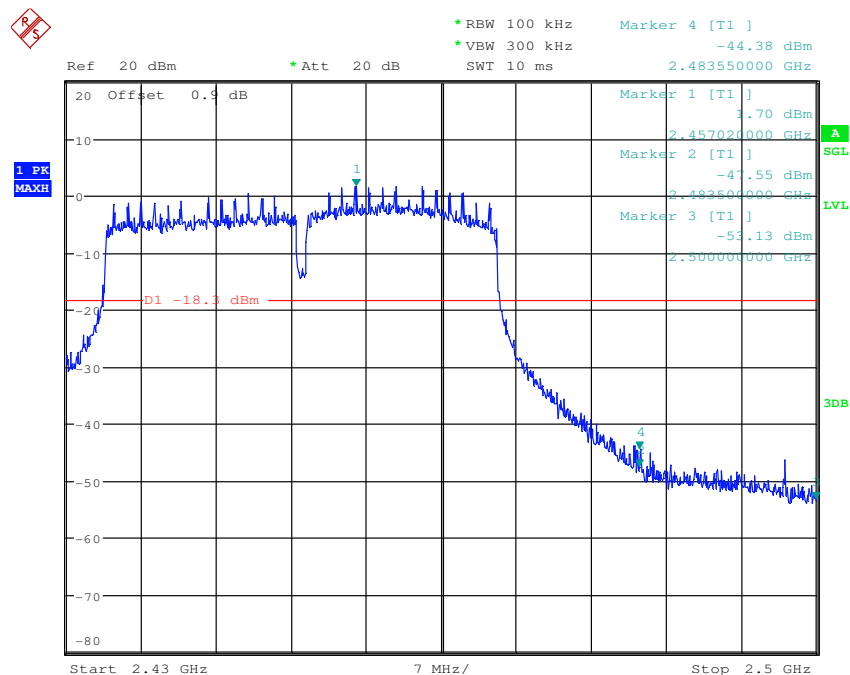
Report No.: HKES170100014202

Page: 67 of 207

Test mode:	802.11n(HT40)	Test channel:	Lowest
------------	---------------	---------------	--------



Test mode:	802.11n(HT40)	Test channel:	Highest
------------	---------------	---------------	---------





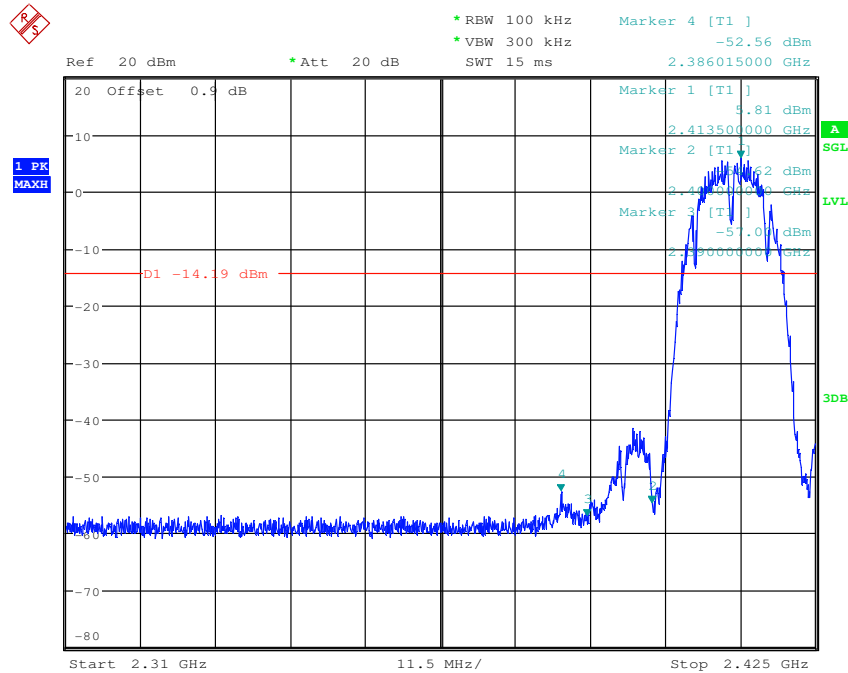
# SGS-CSTC Standards Technical Services Co., Ltd. Shenzhen Branch

Report No.: HKES170100014202

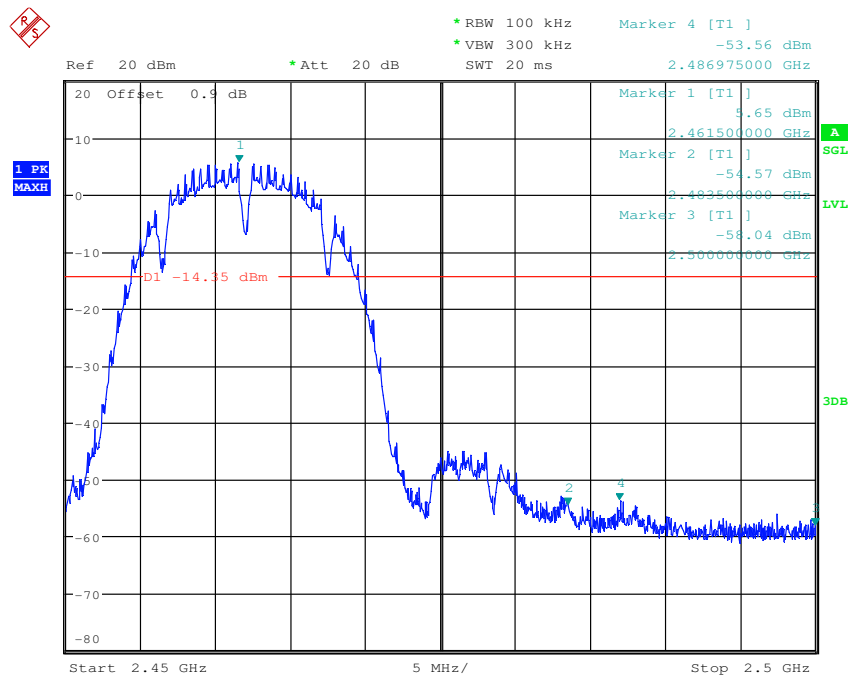
Page: 68 of 207

## Antenna 2

Test mode:	802.11b	Test channel:	Lowest
------------	---------	---------------	--------



Test mode:	802.11b	Test channel:	Highest
------------	---------	---------------	---------



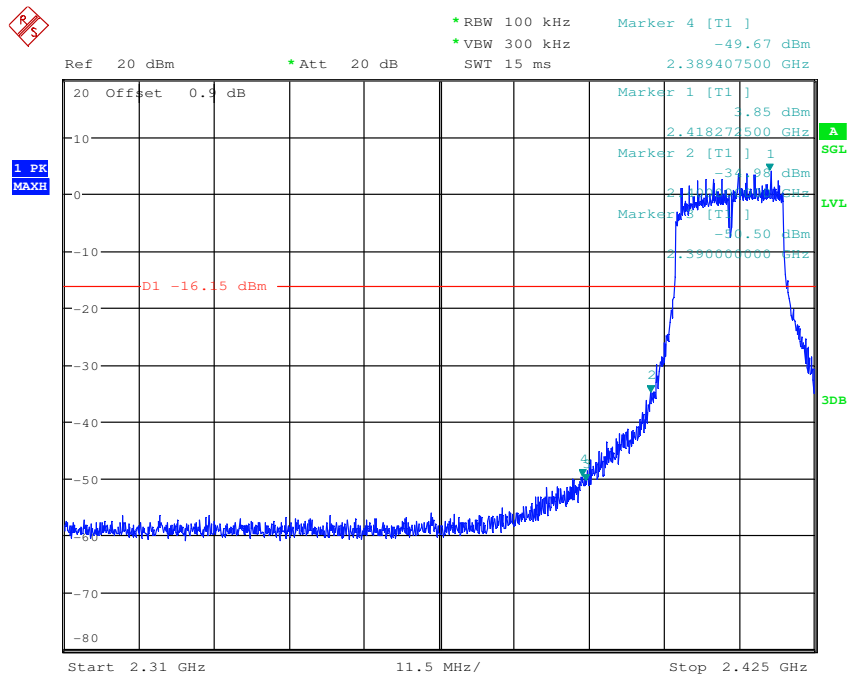


# SGS-CSTC Standards Technical Services Co., Ltd. Shenzhen Branch

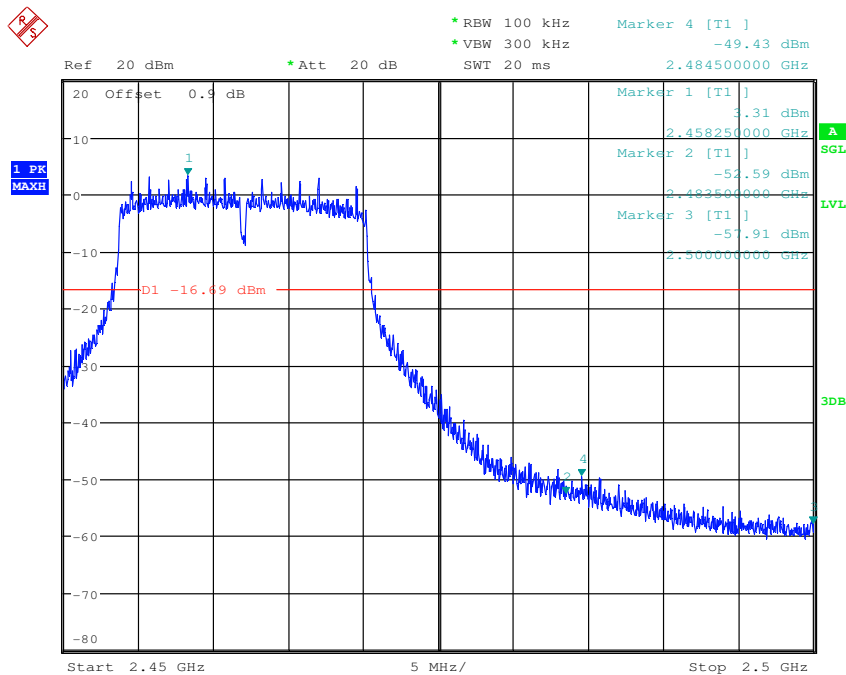
Report No.: HKES170100014202

Page: 69 of 207

Test mode:	802.11g	Test channel:	Lowest
------------	---------	---------------	--------



Test mode:	802.11g	Test channel:	Highest
------------	---------	---------------	---------



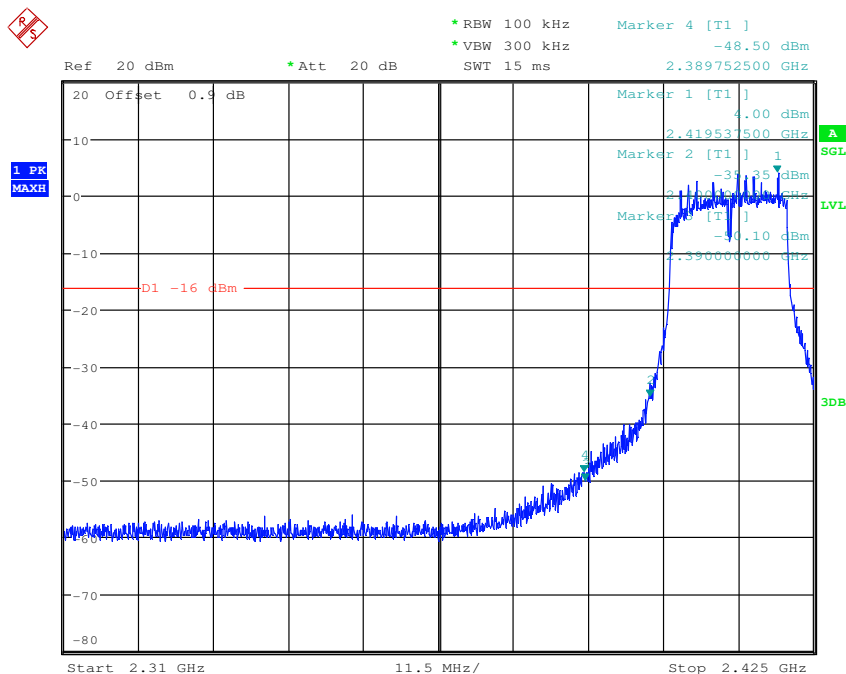


# SGS-CSTC Standards Technical Services Co., Ltd. Shenzhen Branch

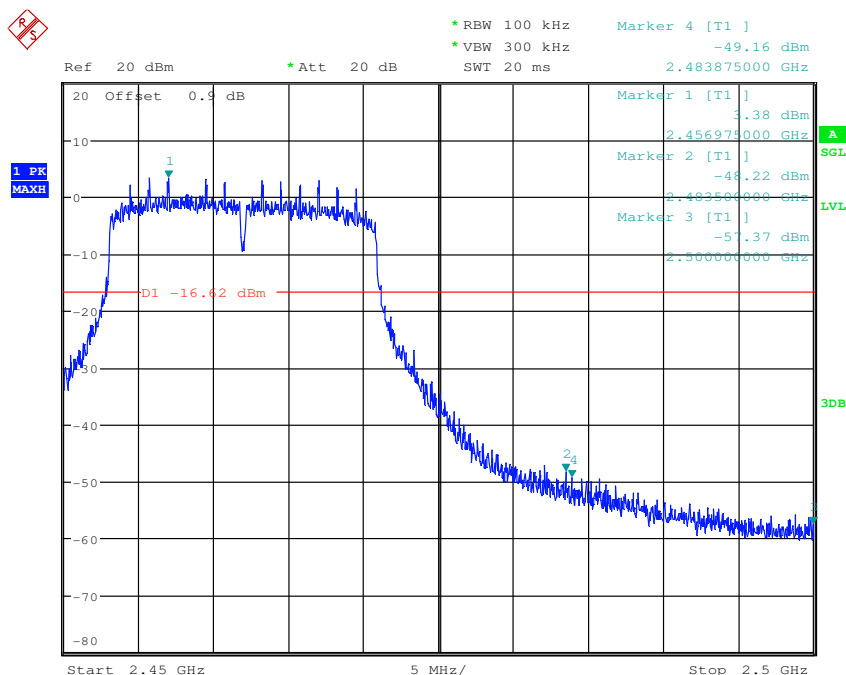
Report No.: HKES170100014202

Page: 70 of 207

Test mode:	802.11n(HT20)	Test channel:	Lowest
------------	---------------	---------------	--------



Test mode:	802.11n(HT20)	Test channel:	Highest
------------	---------------	---------------	---------



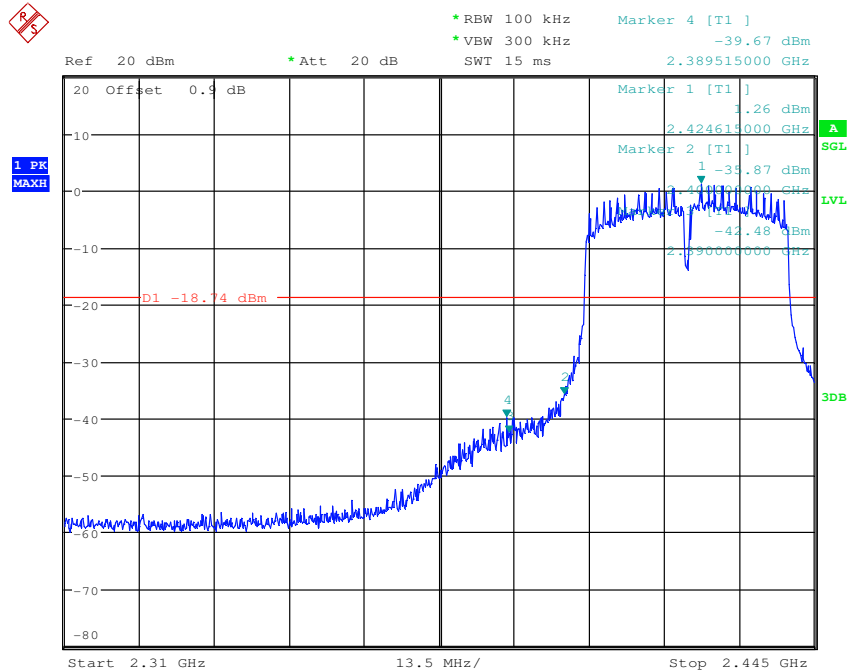


# SGS-CSTC Standards Technical Services Co., Ltd. Shenzhen Branch

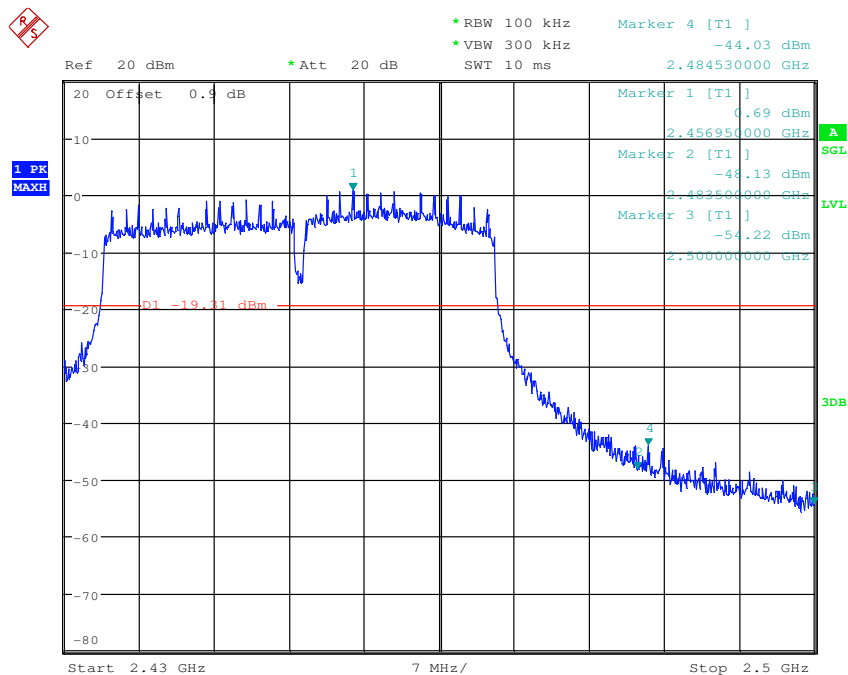
Report No.: HKES170100014202

Page: 71 of 207

Test mode:	802.11n(HT40)	Test channel:	Lowest
------------	---------------	---------------	--------



Test mode:	802.11n(HT40)	Test channel:	Highest
------------	---------------	---------------	---------





# SGS-CSTC Standards Technical Services Co., Ltd. Shenzhen Branch

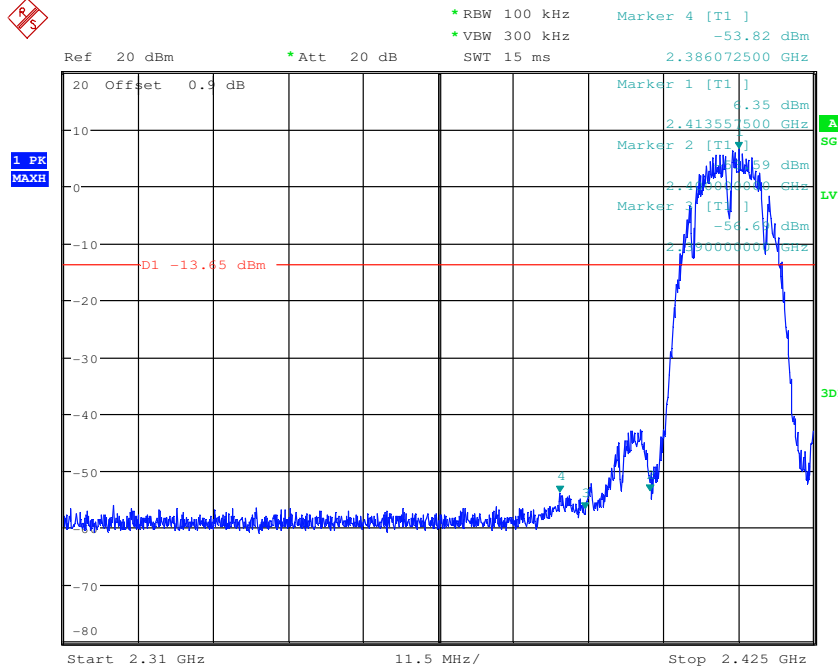
Report No.: HKES170100014202

Page: 72 of 207

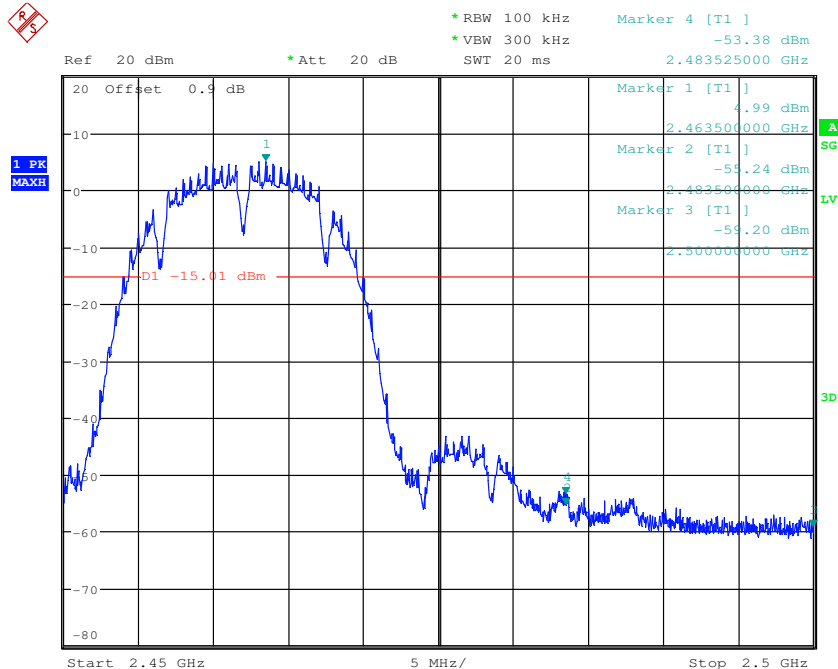
## WiFi Module 2:

### Antenna 1:

Test mode:	802.11b	Test channel:	Lowest
------------	---------	---------------	--------



Test mode:	802.11b	Test channel:	Highest
------------	---------	---------------	---------





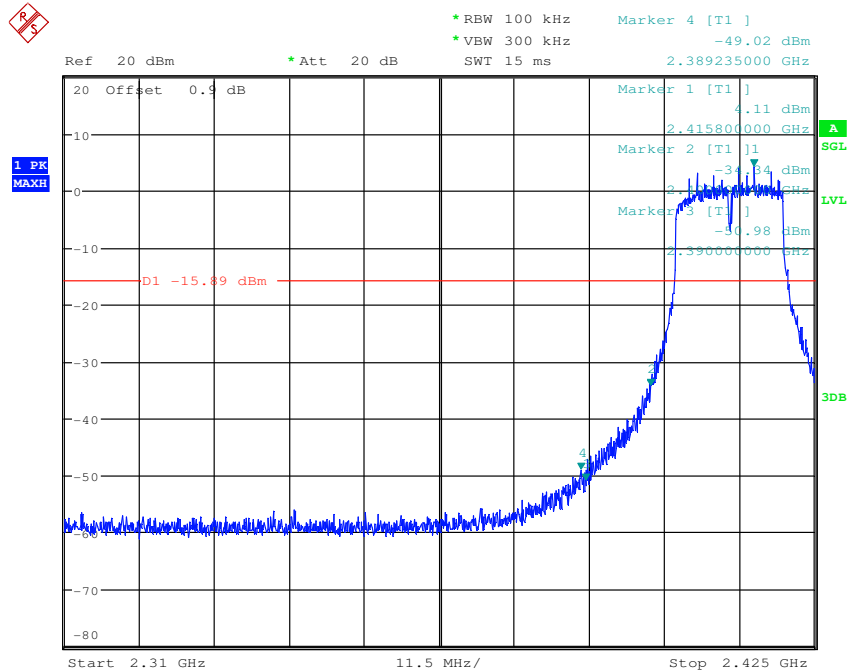


# SGS-CSTC Standards Technical Services Co., Ltd. Shenzhen Branch

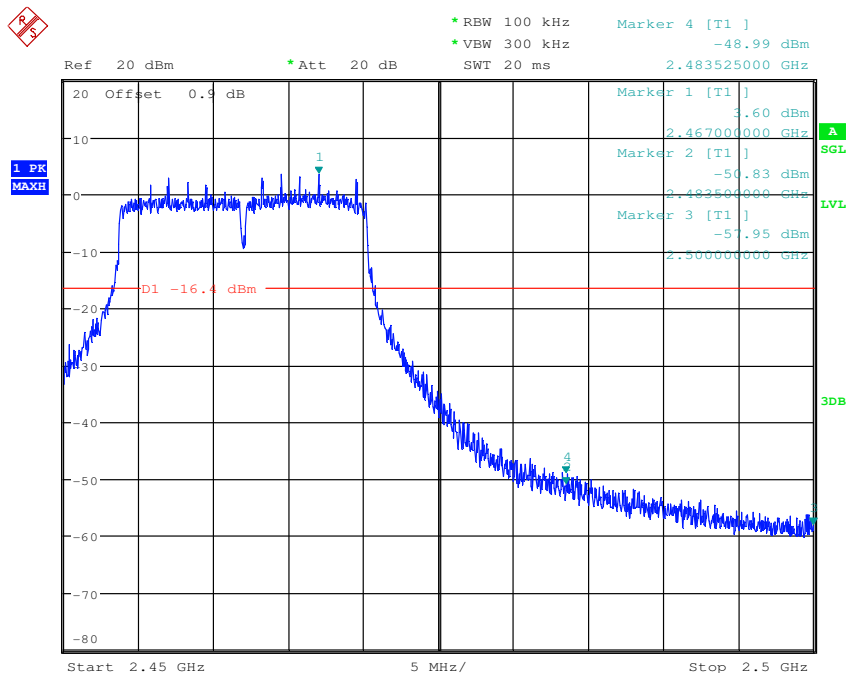
Report No.: HKES170100014202

Page: 73 of 207

Test mode:	802.11g	Test channel:	Lowest
------------	---------	---------------	--------



Test mode:	802.11g	Test channel:	Highest
------------	---------	---------------	---------



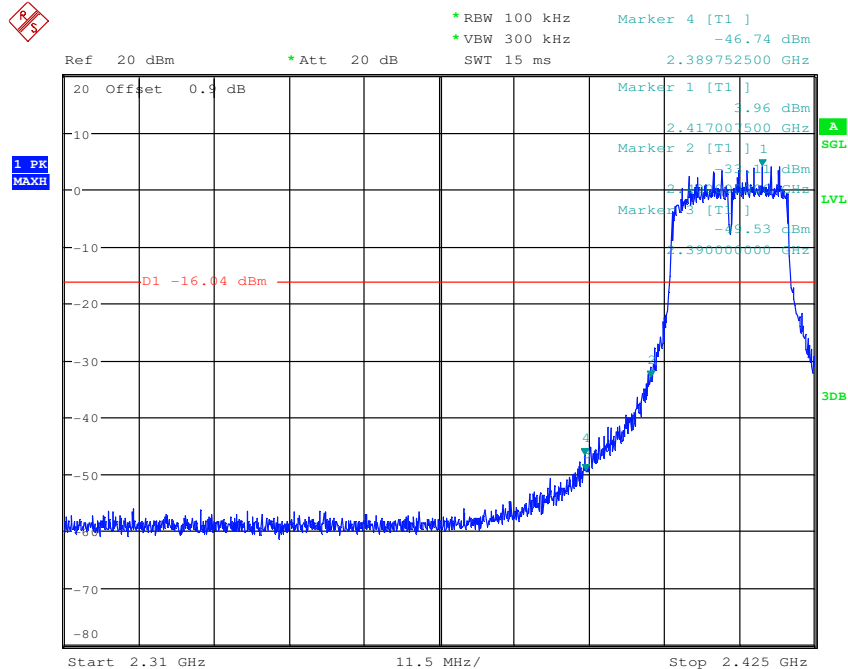


# SGS-CSTC Standards Technical Services Co., Ltd. Shenzhen Branch

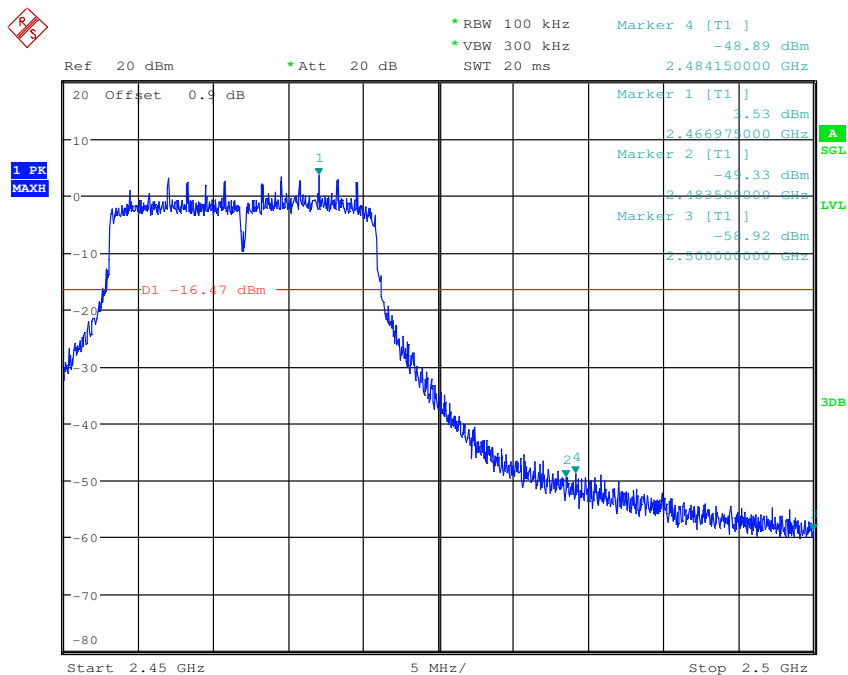
Report No.: HKES170100014202

Page: 74 of 207

Test mode:	802.11n(HT20)	Test channel:	Lowest
------------	---------------	---------------	--------



Test mode:	802.11n(HT20)	Test channel:	Highest
------------	---------------	---------------	---------



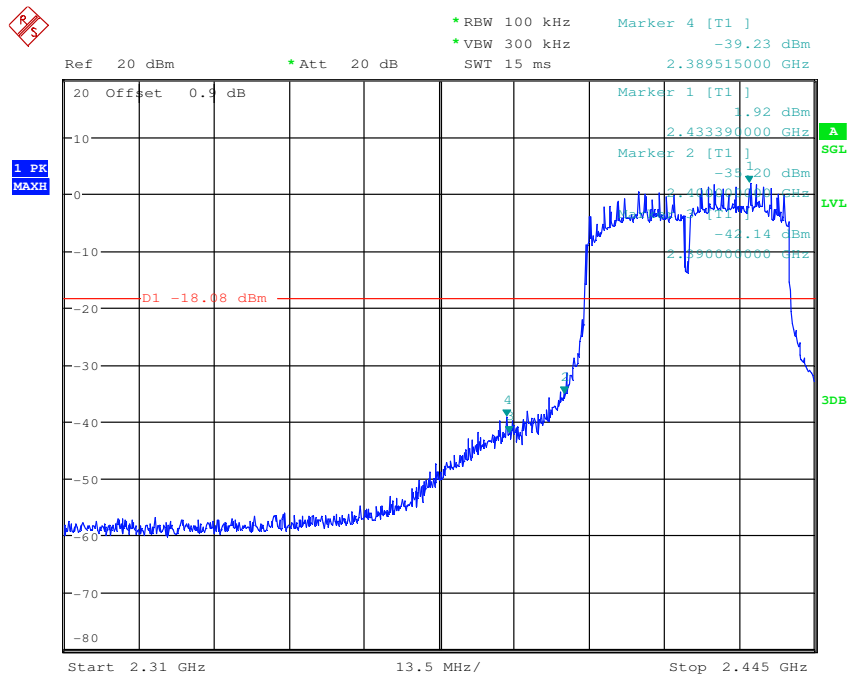


# SGS-CSTC Standards Technical Services Co., Ltd. Shenzhen Branch

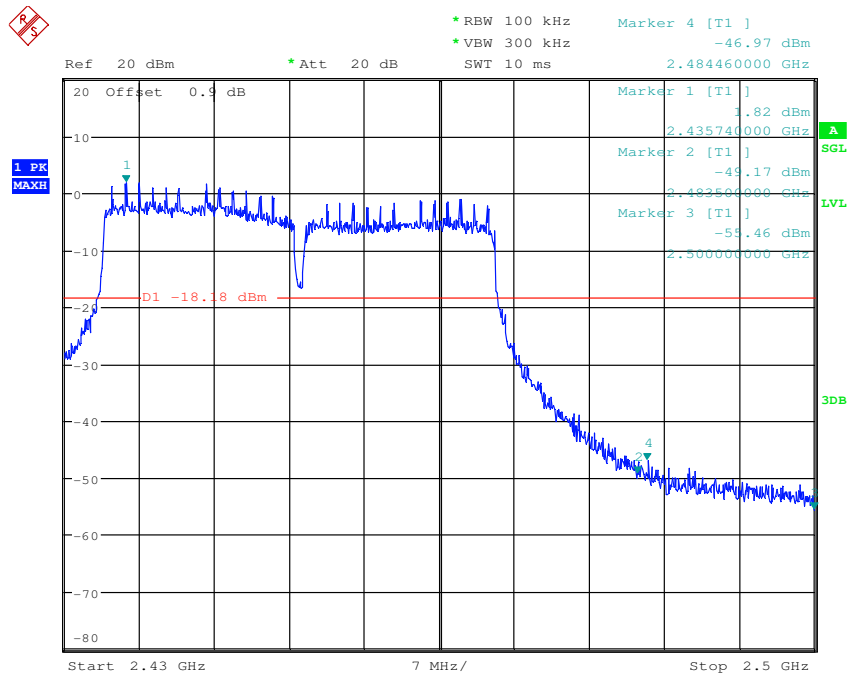
Report No.: HKES170100014202

Page: 75 of 207

Test mode:	802.11n(HT40)	Test channel:	Lowest
------------	---------------	---------------	--------



Test mode:	802.11n(HT40)	Test channel:	Highest
------------	---------------	---------------	---------





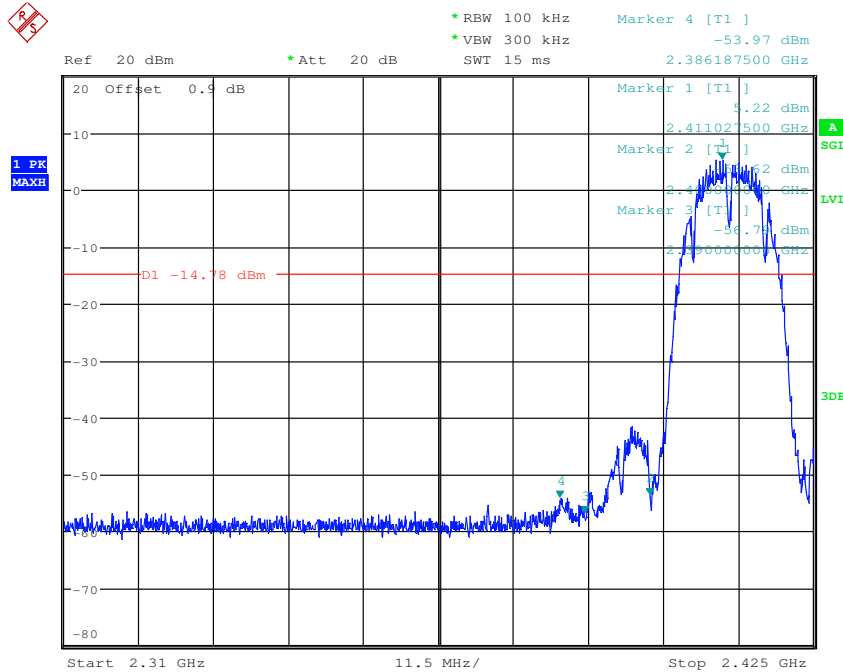
# SGS-CSTC Standards Technical Services Co., Ltd. Shenzhen Branch

Report No.: HKES170100014202

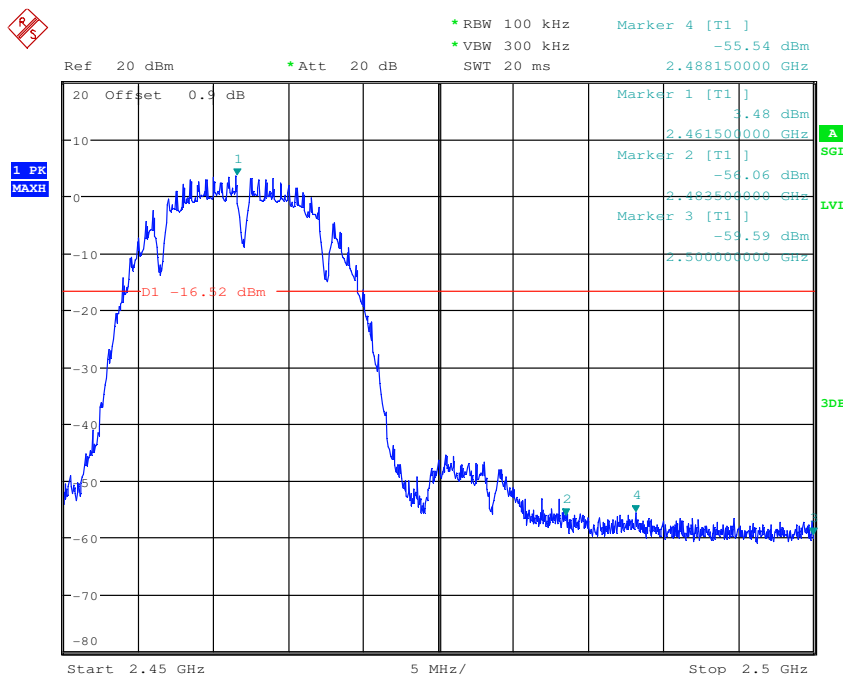
Page: 76 of 207

## Antenna 2:

Test mode:	802.11b	Test channel:	Lowest
------------	---------	---------------	--------



Test mode:	802.11b	Test channel:	Highest
------------	---------	---------------	---------



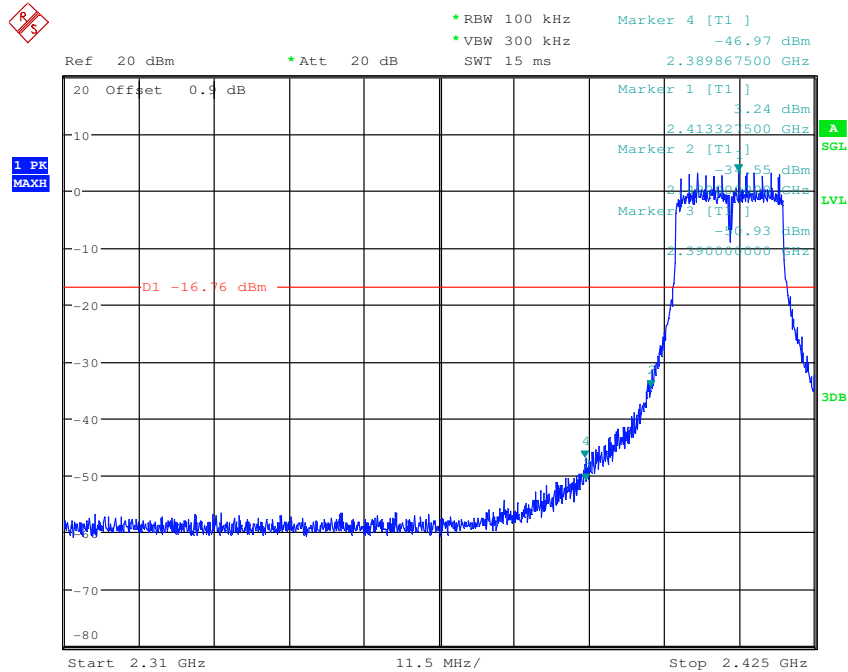


# SGS-CSTC Standards Technical Services Co., Ltd. Shenzhen Branch

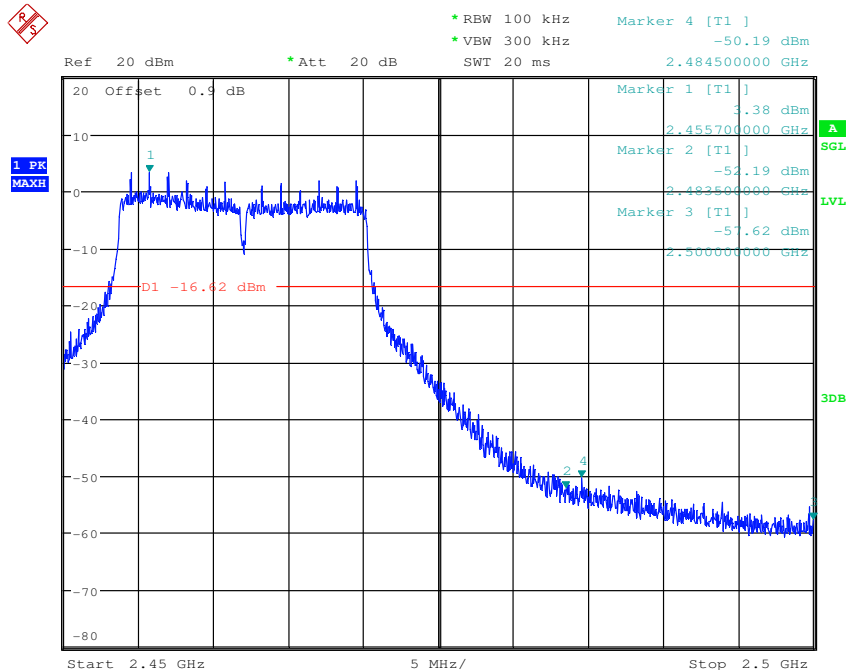
Report No.: HKES170100014202

Page: 77 of 207

Test mode:	802.11g	Test channel:	Lowest
------------	---------	---------------	--------



Test mode:	802.11g	Test channel:	Highest
------------	---------	---------------	---------



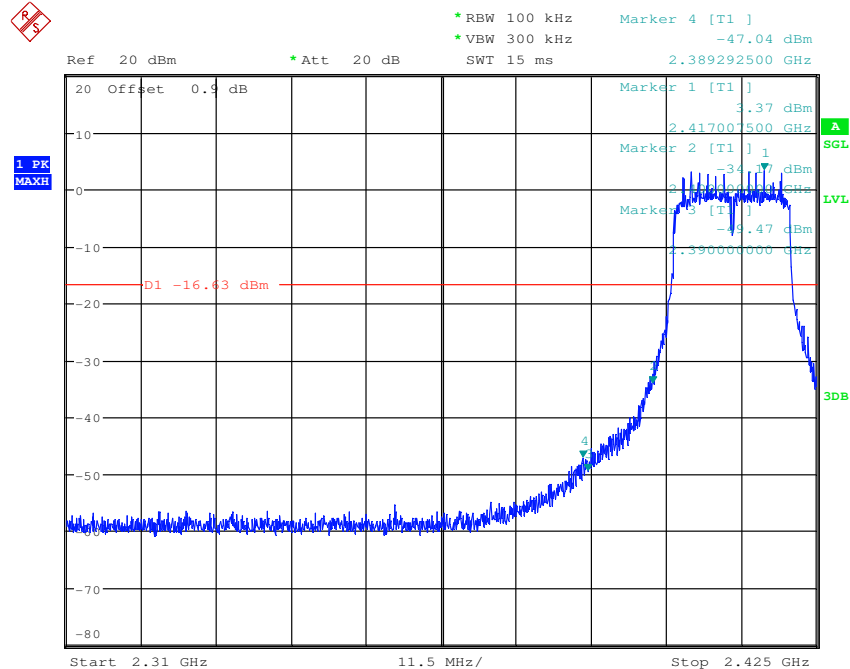


# SGS-CSTC Standards Technical Services Co., Ltd. Shenzhen Branch

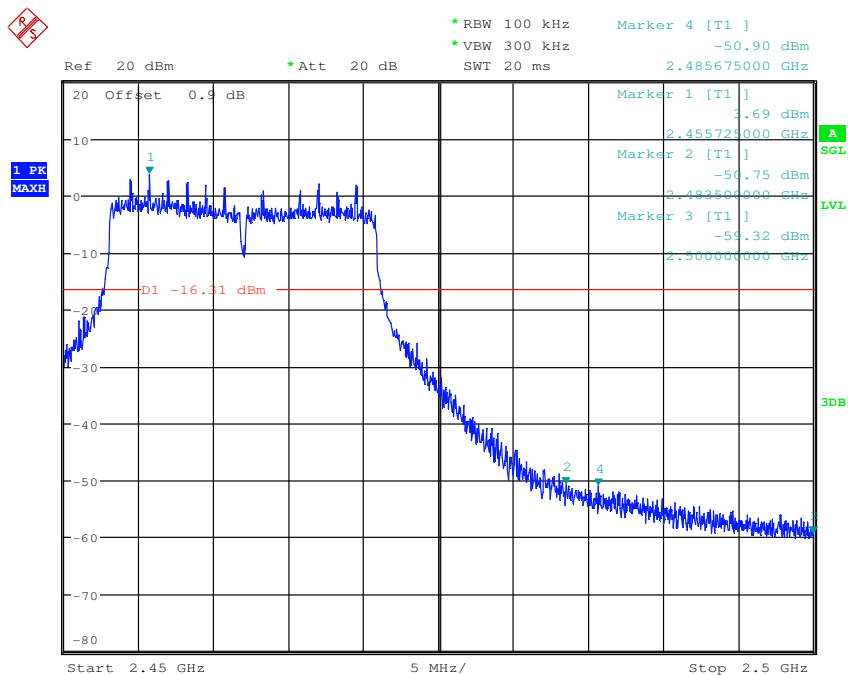
Report No.: HKES170100014202

Page: 78 of 207

Test mode:	802.11n(HT20)	Test channel:	Lowest
------------	---------------	---------------	--------



Test mode:	802.11n(HT20)	Test channel:	Highest
------------	---------------	---------------	---------



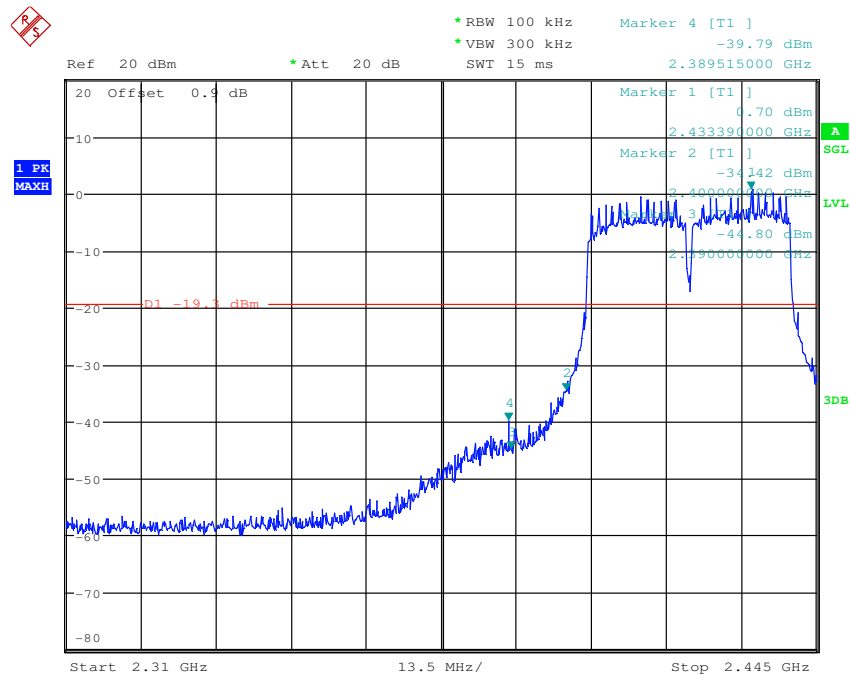


# SGS-CSTC Standards Technical Services Co., Ltd. Shenzhen Branch

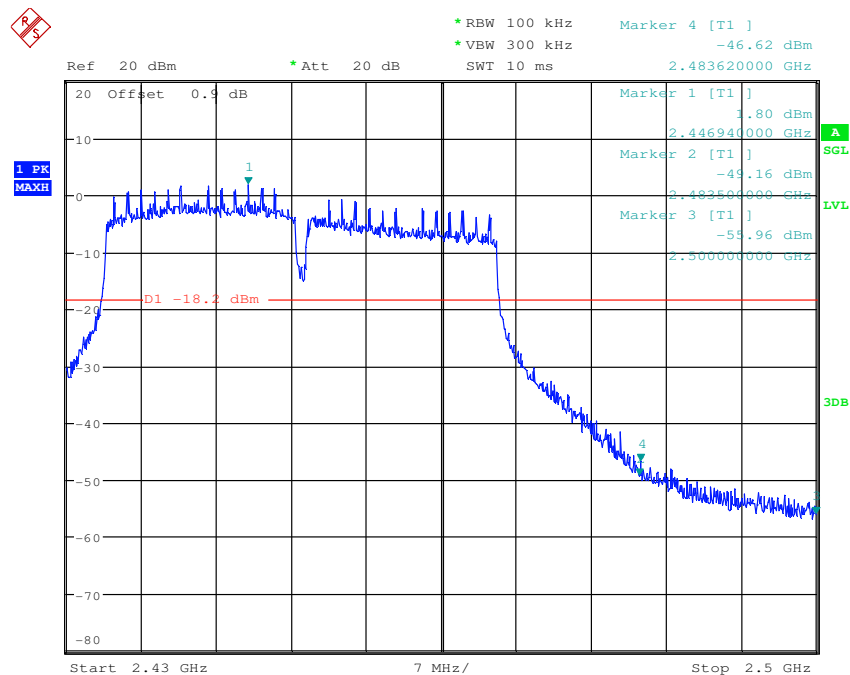
Report No.: HKES170100014202

Page: 79 of 207

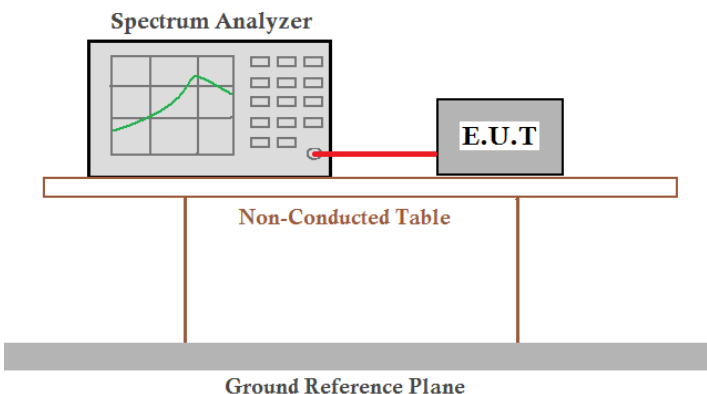
Test mode:	802.11n(HT40)	Test channel:	Lowest
------------	---------------	---------------	--------



Test mode:	802.11n(HT40)	Test channel:	Highest
------------	---------------	---------------	---------



## 6.7 RF Conducted Spurious Emissions

Test Requirement:	47 CFR Part 15C Section 15.247 (d)
Test Method:	ANSI C63.10 2013, section 11.11
Test Setup:	 <p><i>Remark:</i>  Offset the High-Frequency cable loss 1.5dB in the spectrum analyzer.</p>
Exploratory Test Mode:	Transmitting with all kind of modulations, data rates
Final Test Mode:	Through Pre-scan, find the 1Mbps of rate is the worst case of 802.11b; 6Mbps of rate is the worst case of 802.11g ; 6.5Mbps of rate is the worst case of 802.11n(HT20) ; 13.5Mbps of rate is the worst case of 802.11n(HT40)
Limit:	In any 100 kHz bandwidth outside the frequency band in which the spread spectrum intentional radiator is operating, the radio frequency power that is produced by the intentional radiator shall be at least 20 dB below that in the 100 kHz bandwidth within the band that contains the highest level of the desired power, based on either an RF conducted or a radiated measurement.
Instruments Used:	Refer to section 5.10 for details
Test Results:	Pass





# SGS-CSTC Standards Technical Services Co., Ltd. Shenzhen Branch

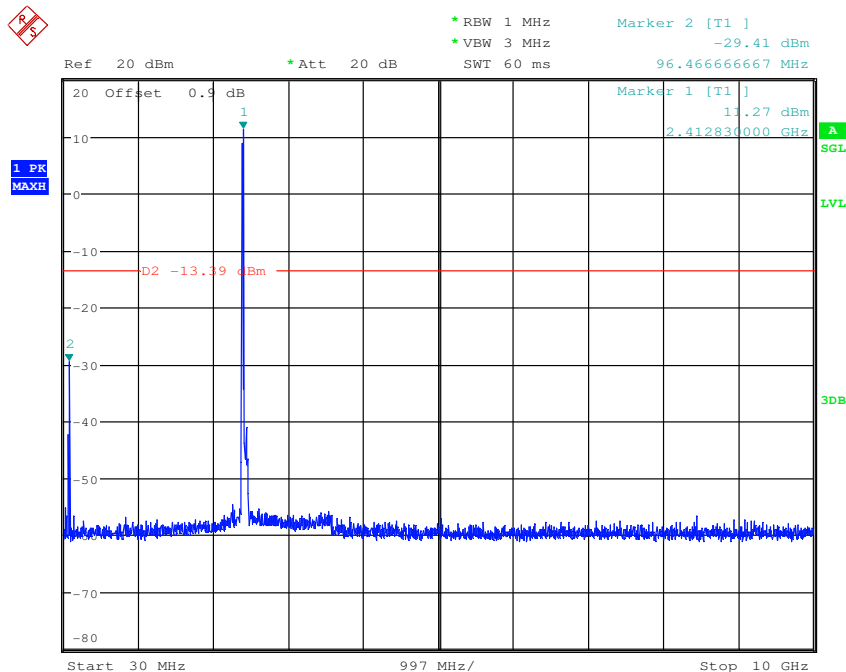
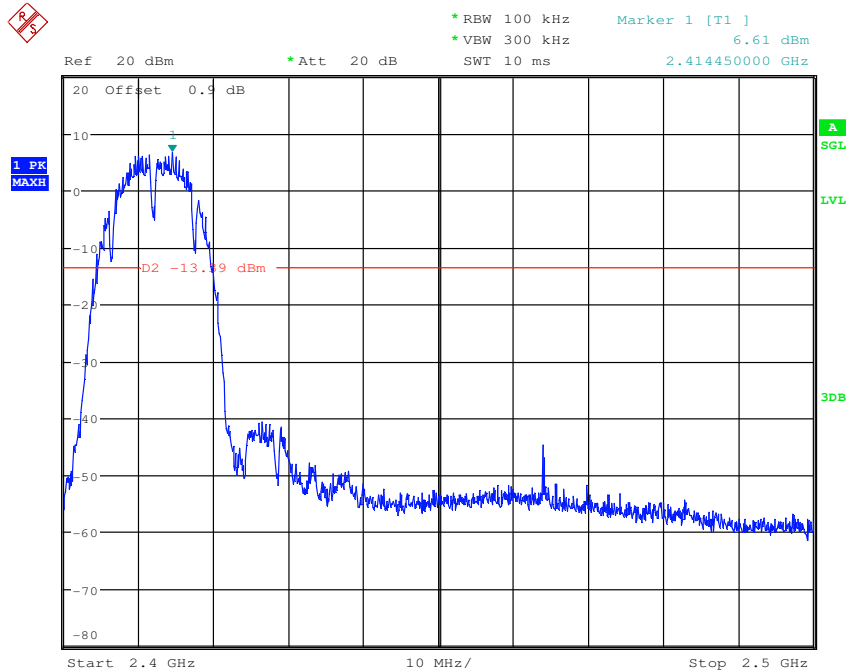
Report No.: HKES170100014202

Page: 81 of 207

Test plot as follows:

Antenna 1

Test mode:	802.11b	Test channel:	Lowest
------------	---------	---------------	--------

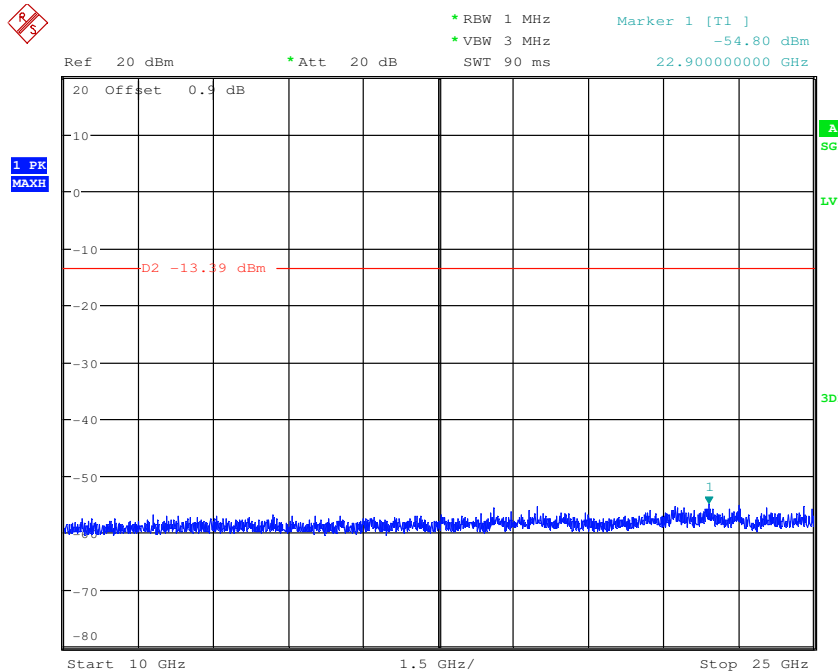




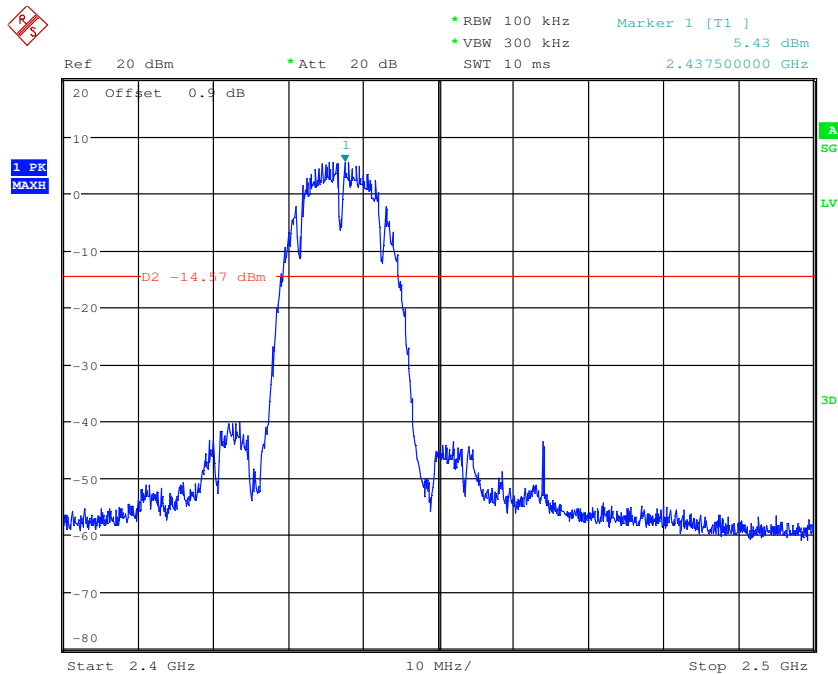
# SGS-CSTC Standards Technical Services Co., Ltd. Shenzhen Branch

Report No.: HKES170100014202

Page: 82 of 207



Test mode:	802.11b	Test channel:	Middle
------------	---------	---------------	--------

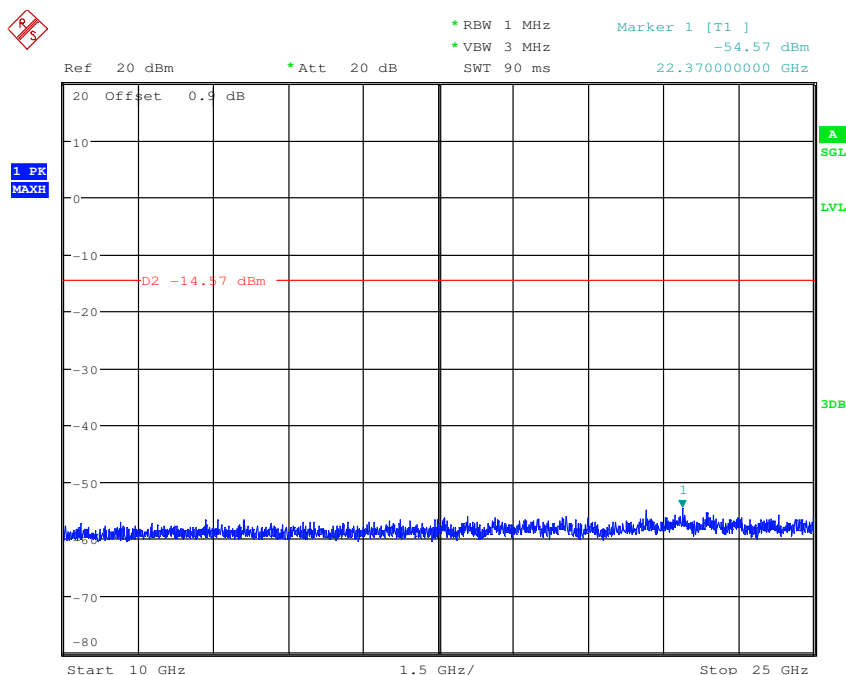
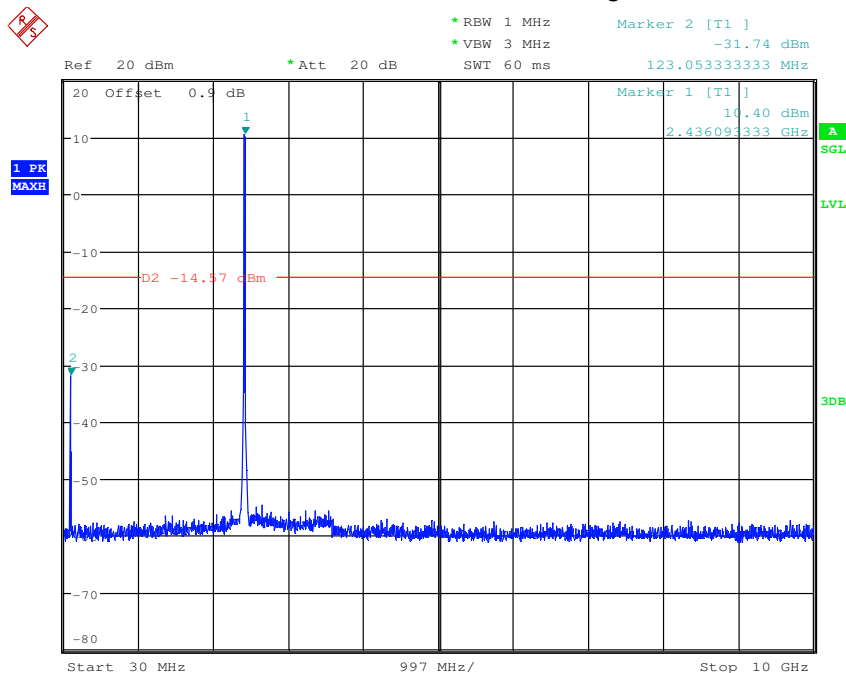




# SGS-CSTC Standards Technical Services Co., Ltd. Shenzhen Branch

Report No.: HKES170100014202

Page: 83 of 207



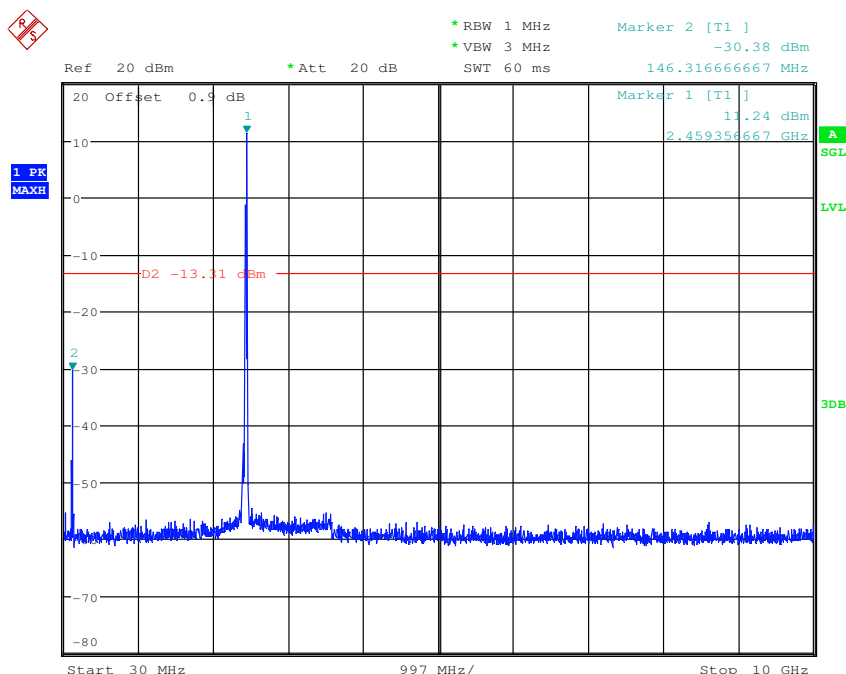
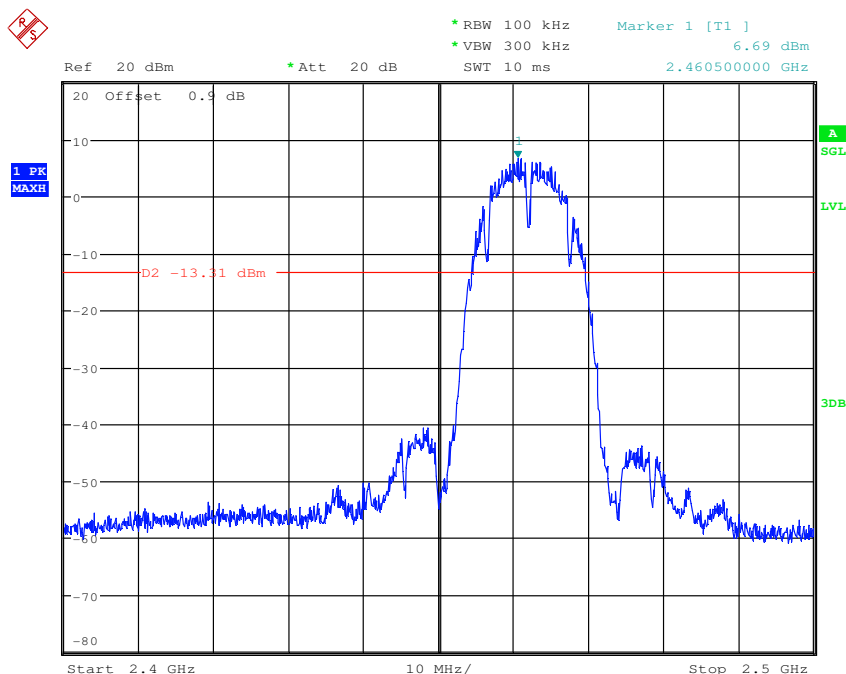


# SGS-CSTC Standards Technical Services Co., Ltd. Shenzhen Branch

Report No.: HKES170100014202

Page: 84 of 207

Test mode:	802.11b	Test channel:	Highest
------------	---------	---------------	---------

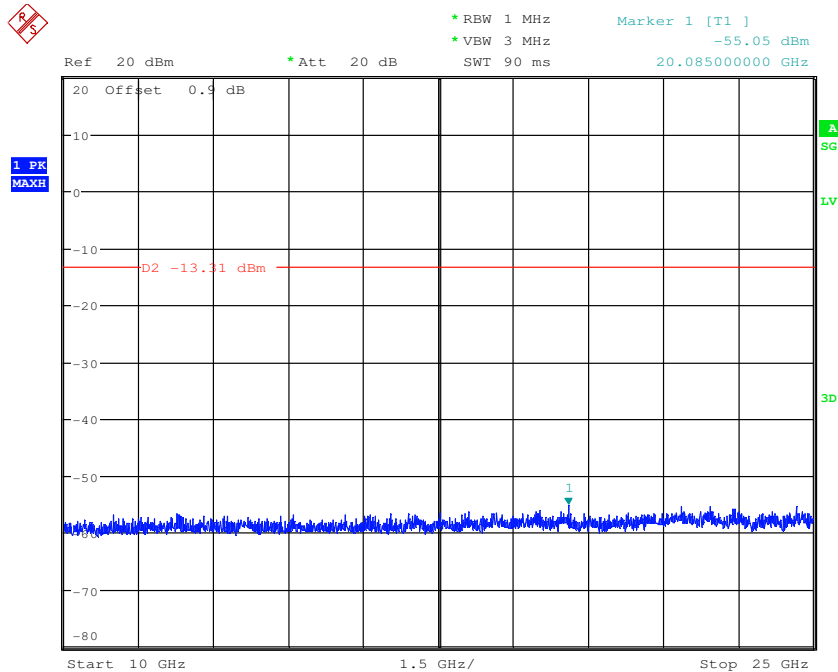




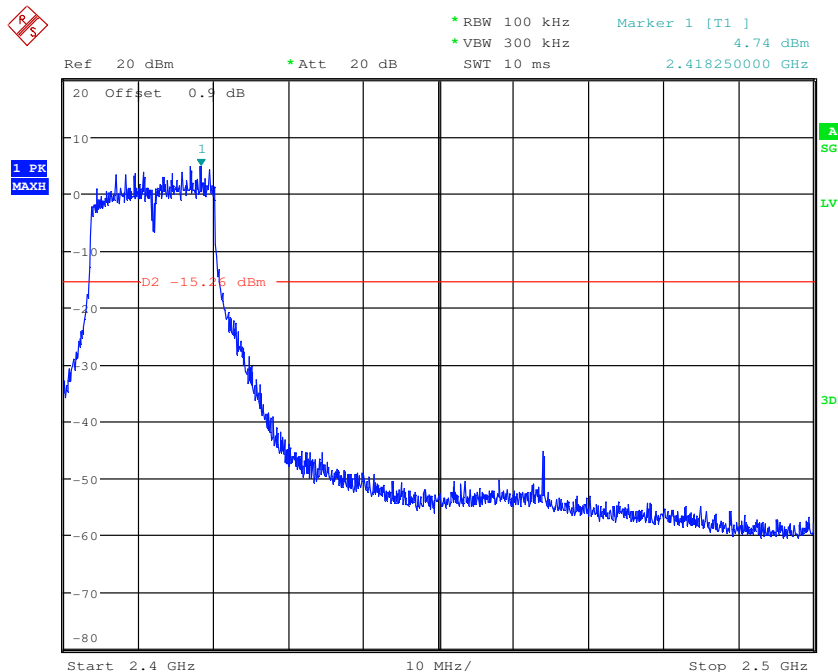
# SGS-CSTC Standards Technical Services Co., Ltd. Shenzhen Branch

Report No.: HKES170100014202

Page: 85 of 207



Test mode:	802.11g	Test channel:	Lowest
------------	---------	---------------	--------

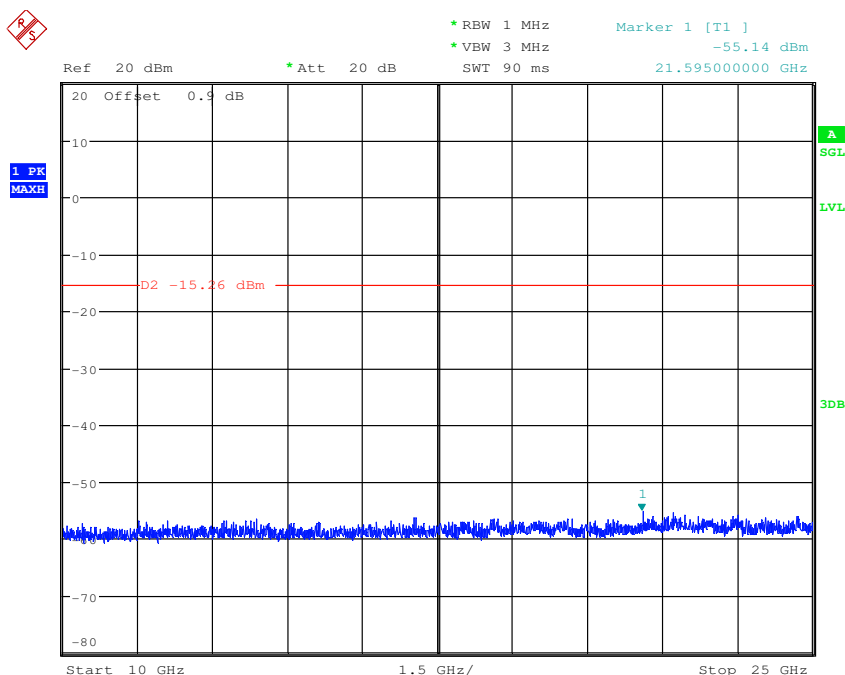
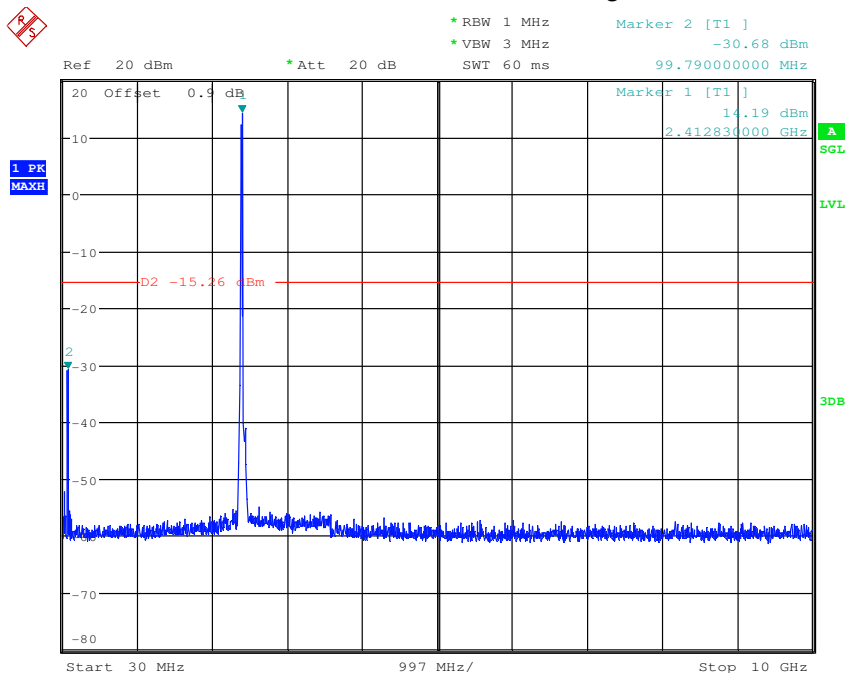




# SGS-CSTC Standards Technical Services Co., Ltd. Shenzhen Branch

Report No.: HKES170100014202

Page: 86 of 207



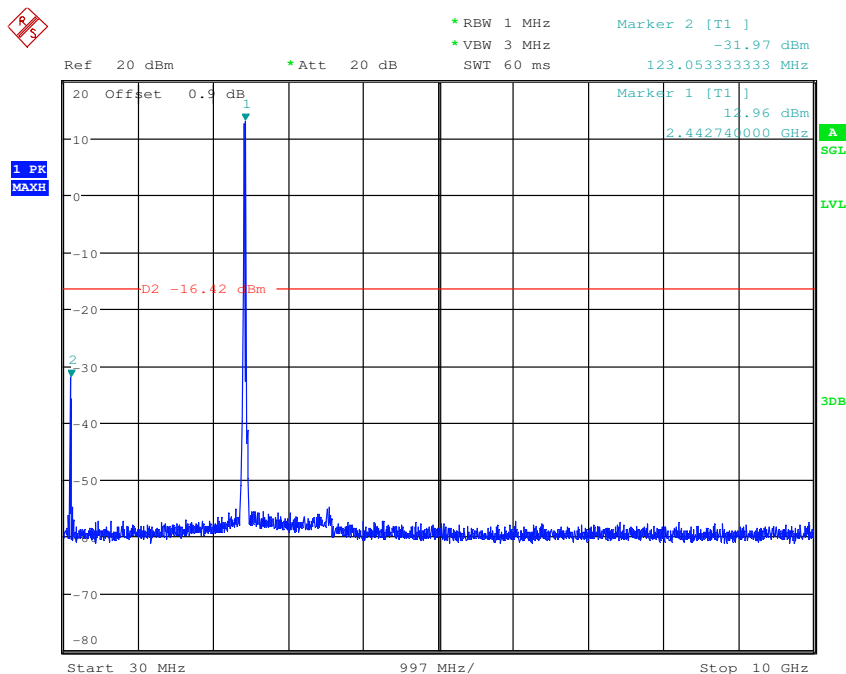
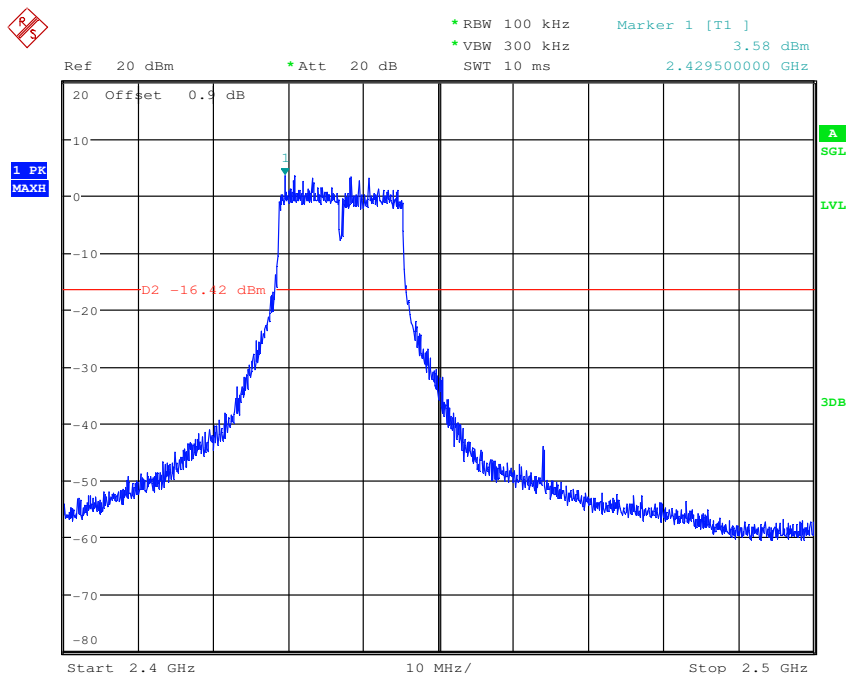


# SGS-CSTC Standards Technical Services Co., Ltd. Shenzhen Branch

Report No.: HKES170100014202

Page: 87 of 207

Test mode:	802.11g	Test channel:	Middle
------------	---------	---------------	--------

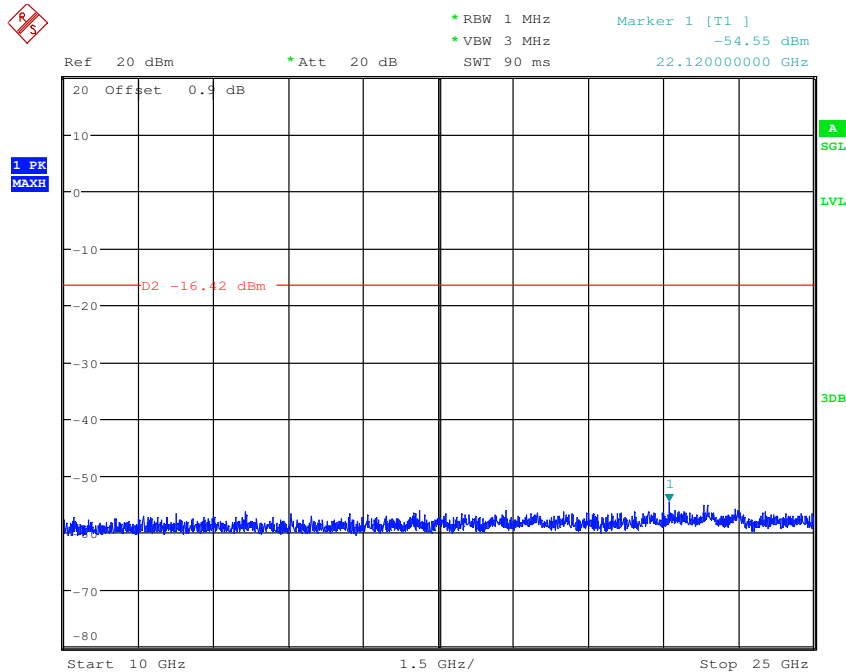




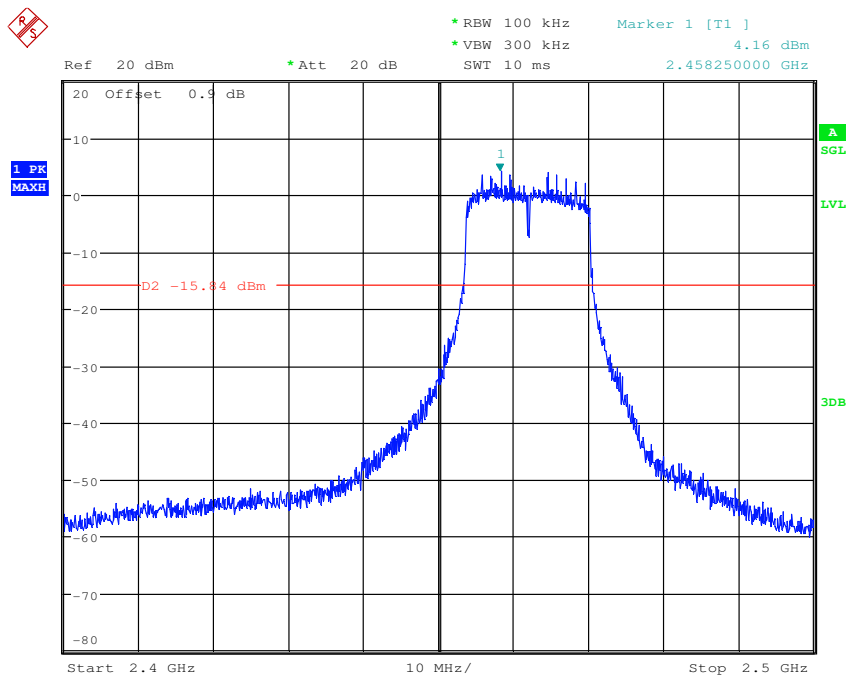
# SGS-CSTC Standards Technical Services Co., Ltd. Shenzhen Branch

Report No.: HKES170100014202

Page: 88 of 207



Test mode:	802.11g	Test channel:	Highest
------------	---------	---------------	---------



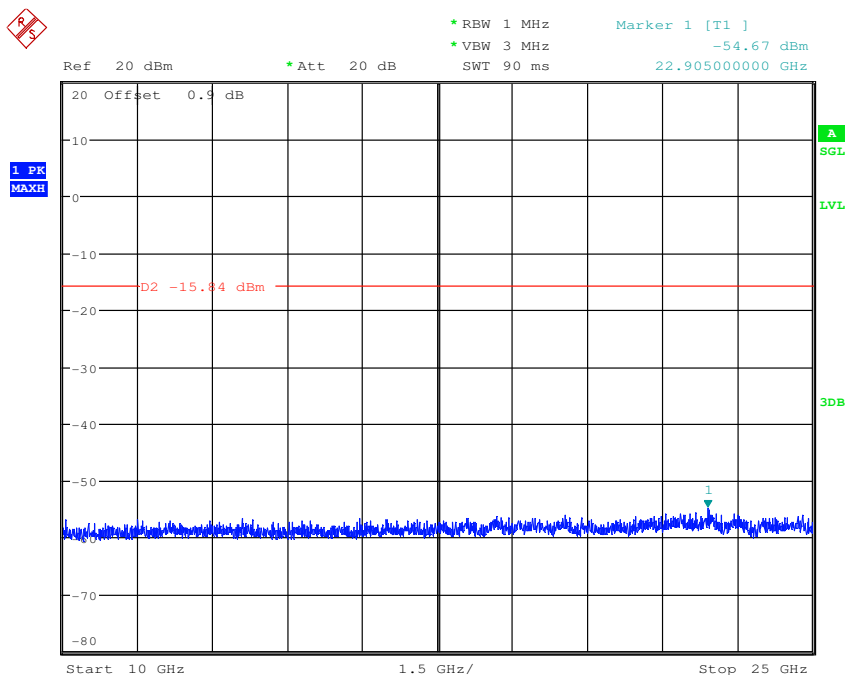
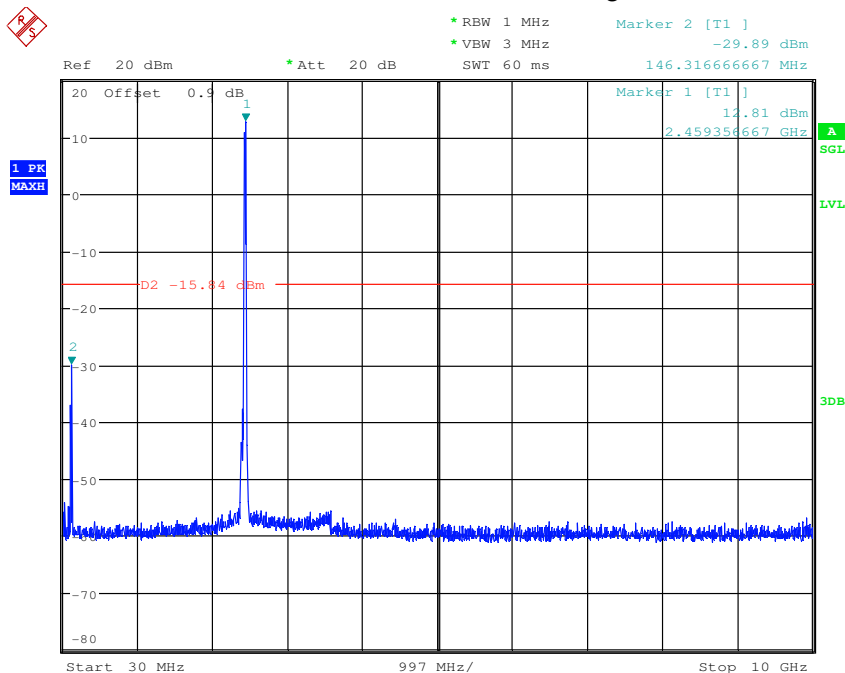




# SGS-CSTC Standards Technical Services Co., Ltd. Shenzhen Branch

Report No.: HKES170100014202

Page: 89 of 207



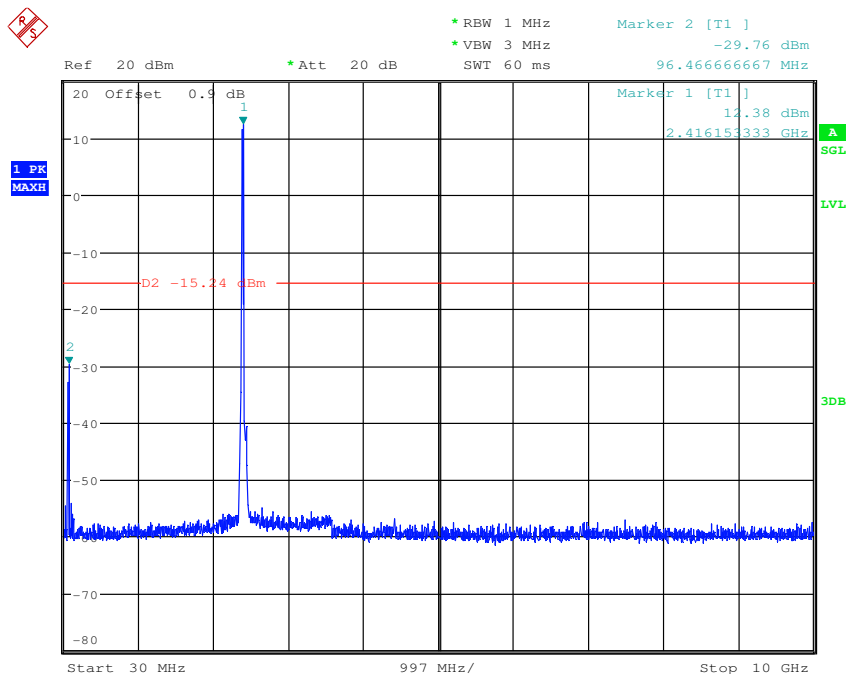
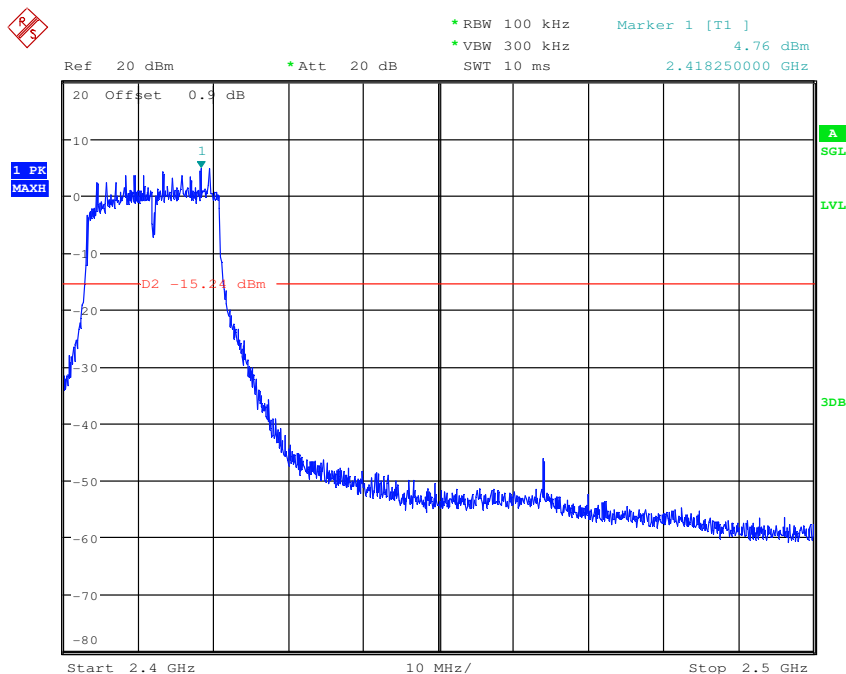


# SGS-CSTC Standards Technical Services Co., Ltd. Shenzhen Branch

Report No.: HKES170100014202

Page: 90 of 207

Test mode:	802.11n(HT20)	Test channel:	Lowest
------------	---------------	---------------	--------

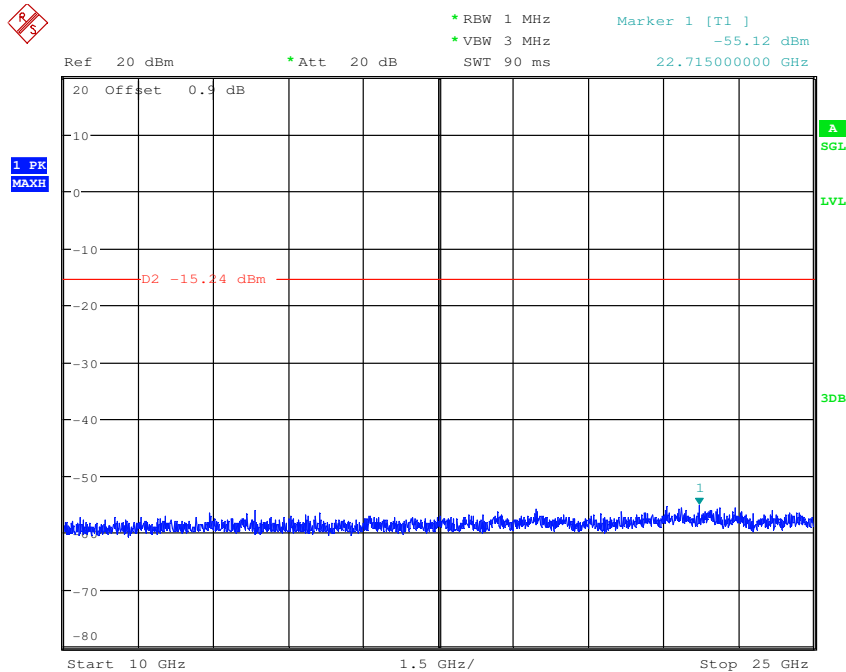




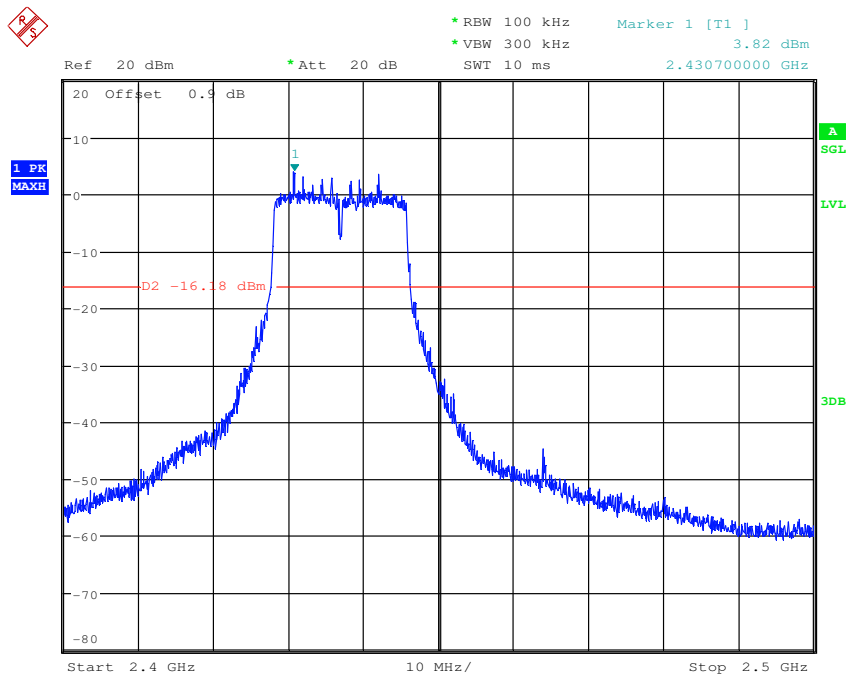
# SGS-CSTC Standards Technical Services Co., Ltd. Shenzhen Branch

Report No.: HKES170100014202

Page: 91 of 207



Test mode:	802.11n(HT20)	Test channel:	Middle
------------	---------------	---------------	--------

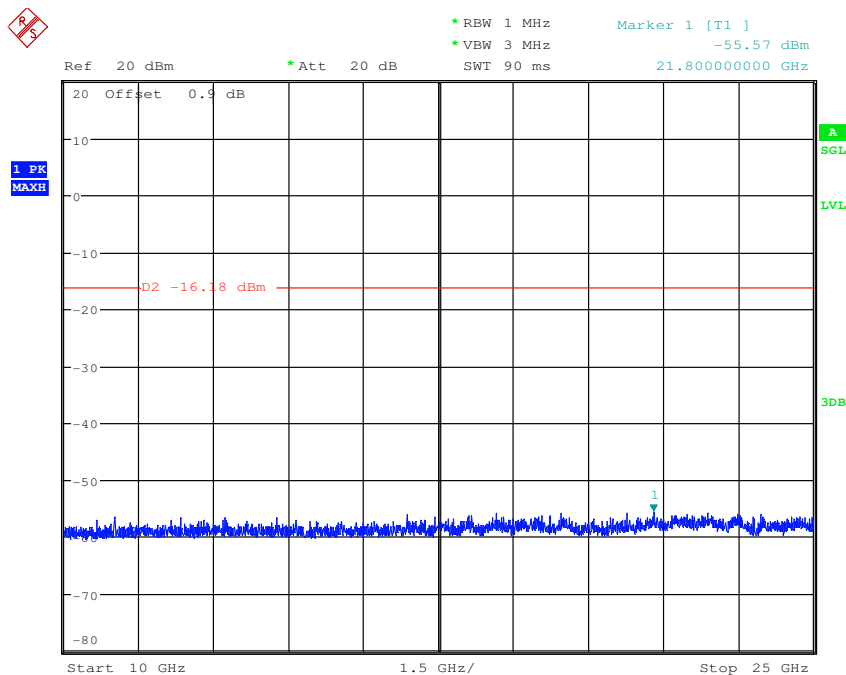
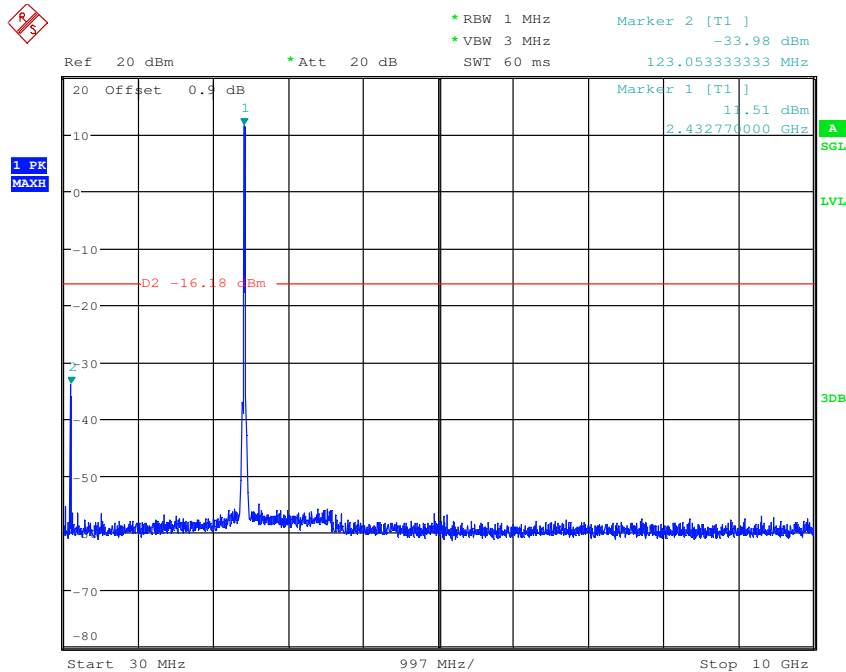




# SGS-CSTC Standards Technical Services Co., Ltd. Shenzhen Branch

Report No.: HKES170100014202

Page: 92 of 207



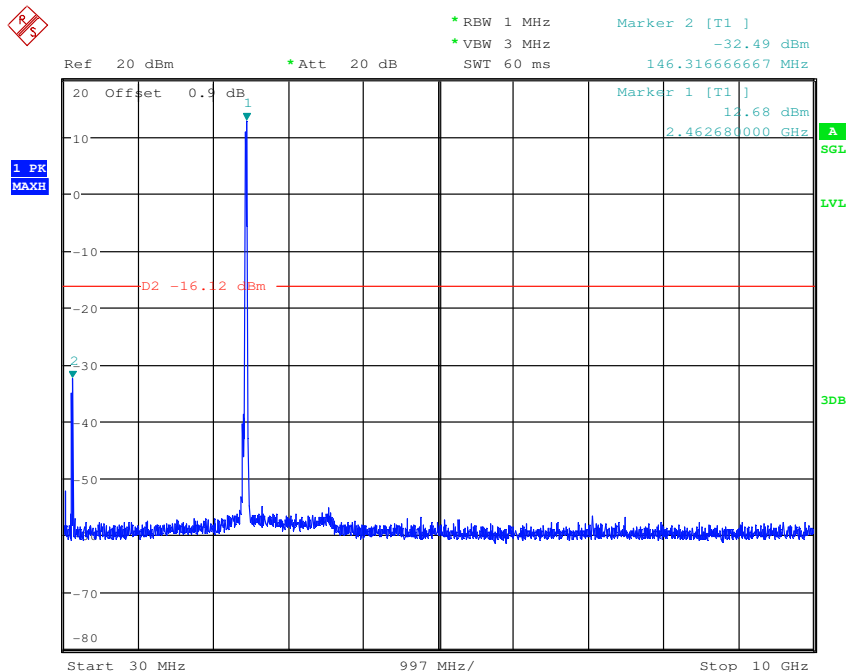
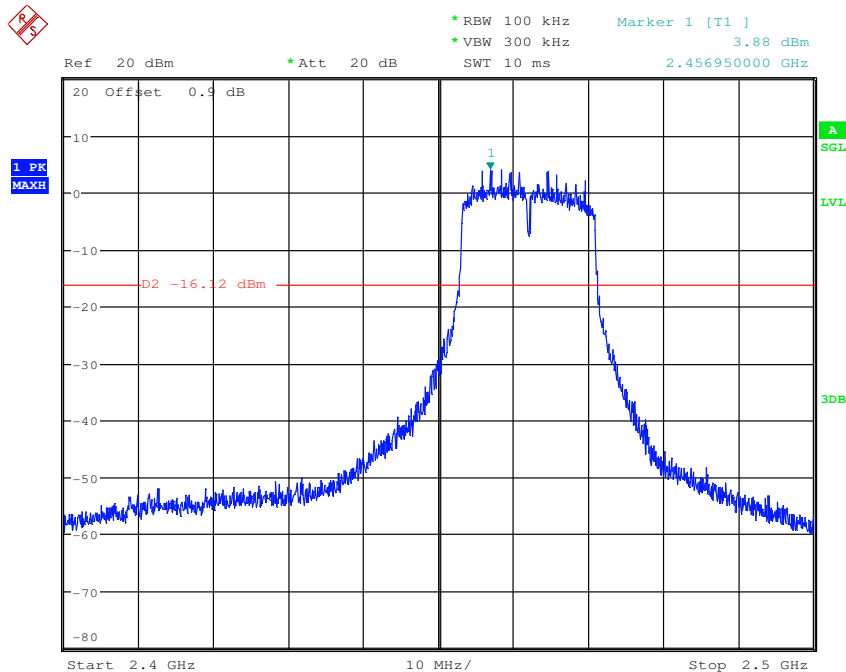


# SGS-CSTC Standards Technical Services Co., Ltd. Shenzhen Branch

Report No.: HKES170100014202

Page: 93 of 207

Test mode:	802.11n(HT20)	Test channel:	Highest
------------	---------------	---------------	---------

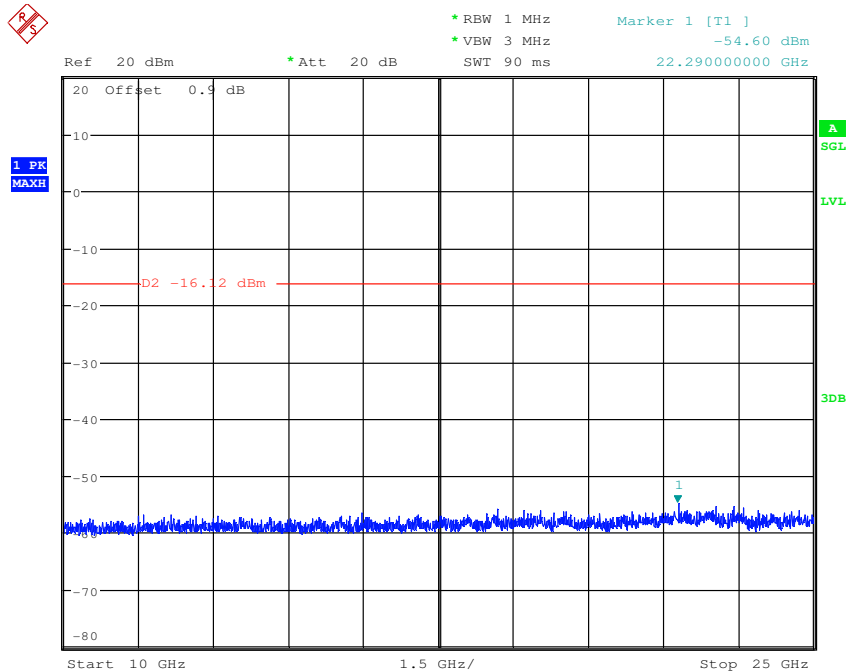




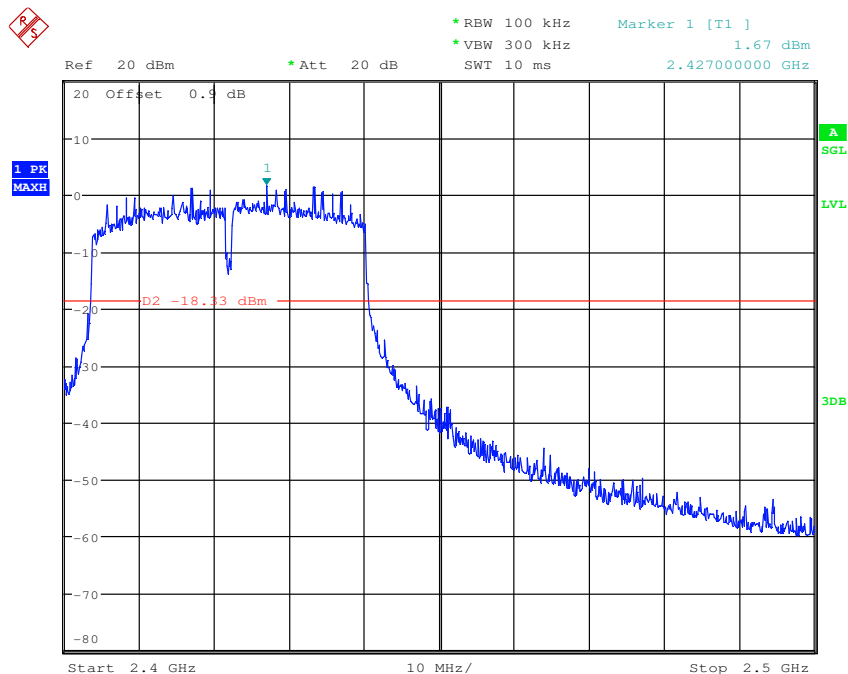
# SGS-CSTC Standards Technical Services Co., Ltd. Shenzhen Branch

Report No.: HKES170100014202

Page: 94 of 207



Test mode:	802.11n(HT40)	Test channel:	Lowest
------------	---------------	---------------	--------

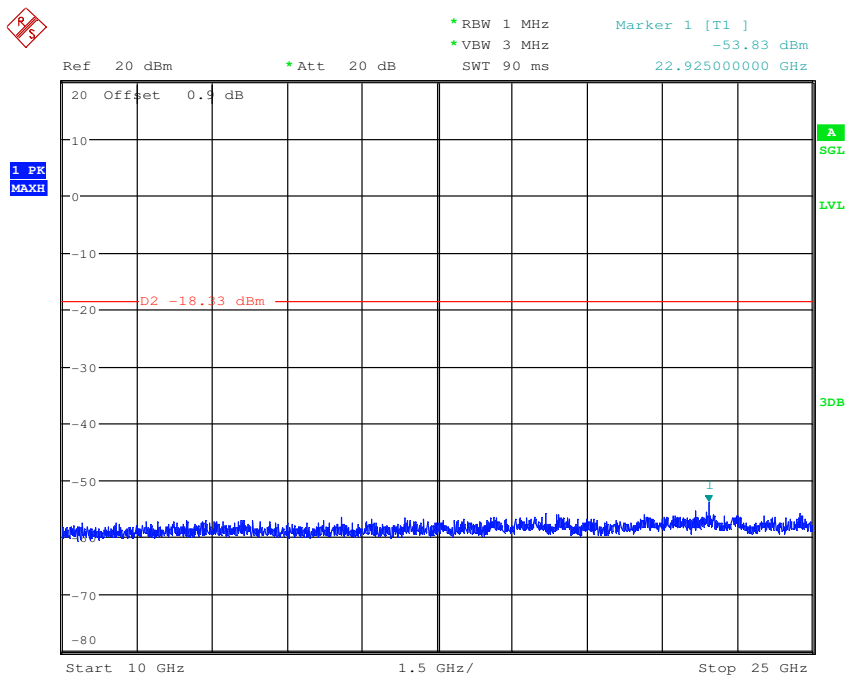
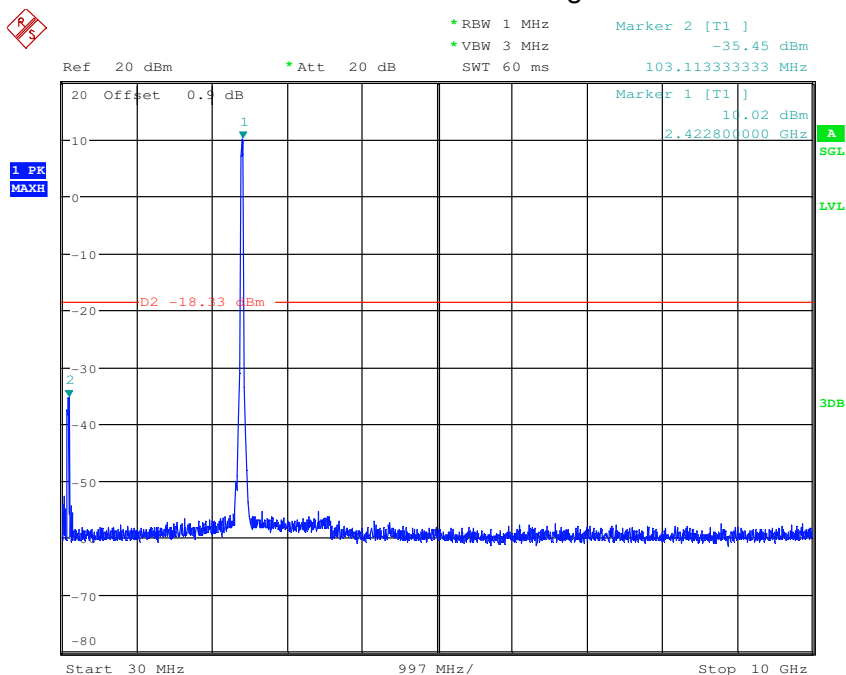




# SGS-CSTC Standards Technical Services Co., Ltd. Shenzhen Branch

Report No.: HKES170100014202

Page: 95 of 207



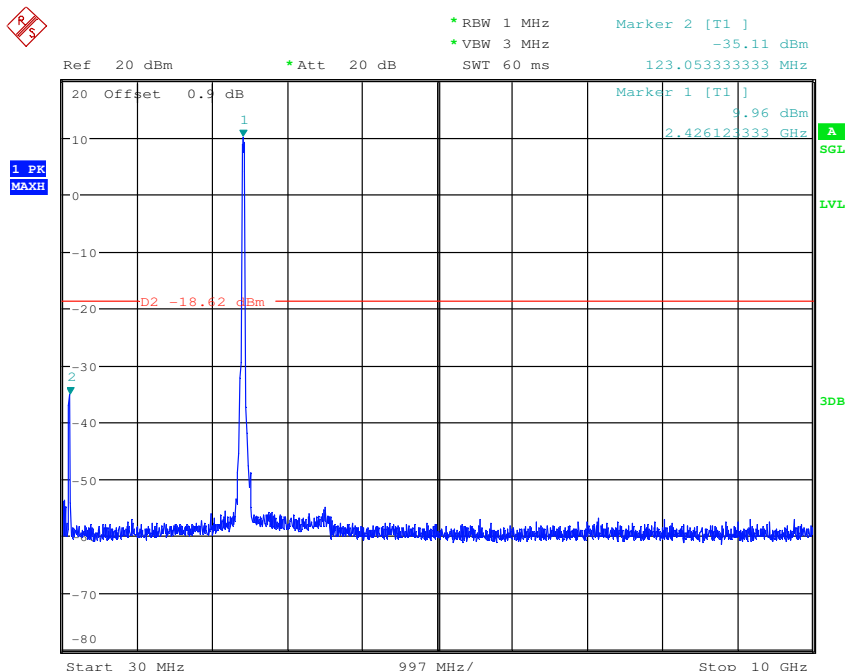
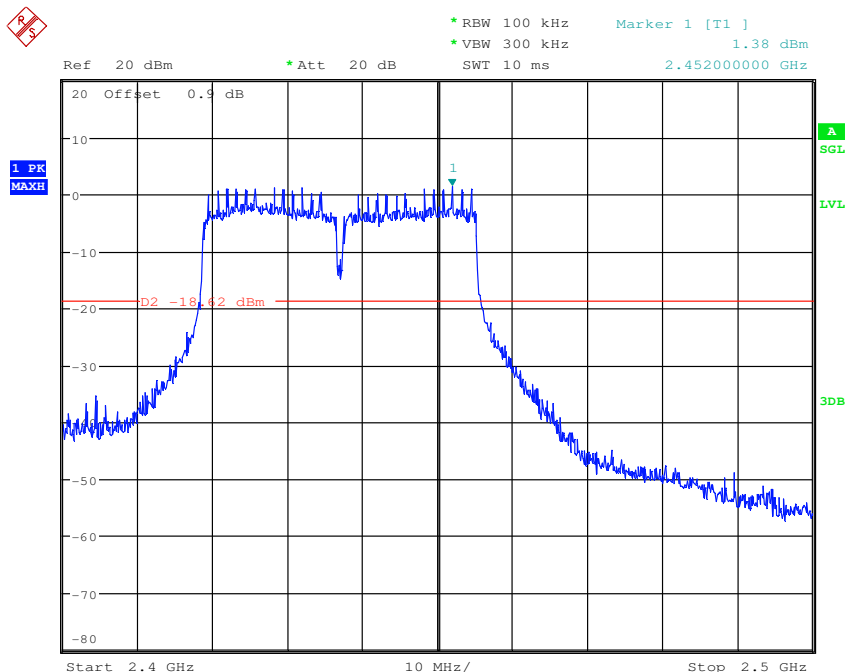


# SGS-CSTC Standards Technical Services Co., Ltd. Shenzhen Branch

Report No.: HKES170100014202

Page: 96 of 207

Test mode:	802.11n(HT40)	Test channel:	Middle
------------	---------------	---------------	--------



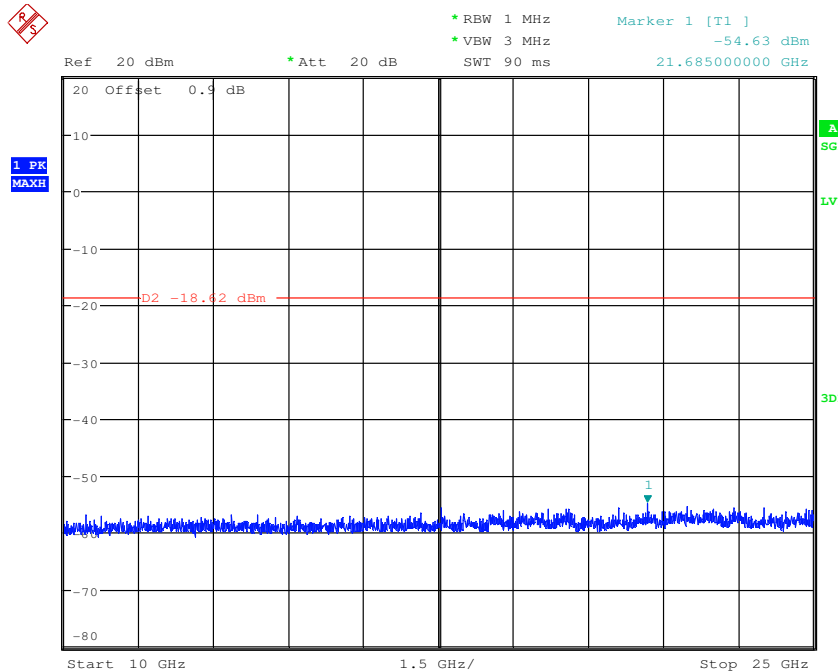




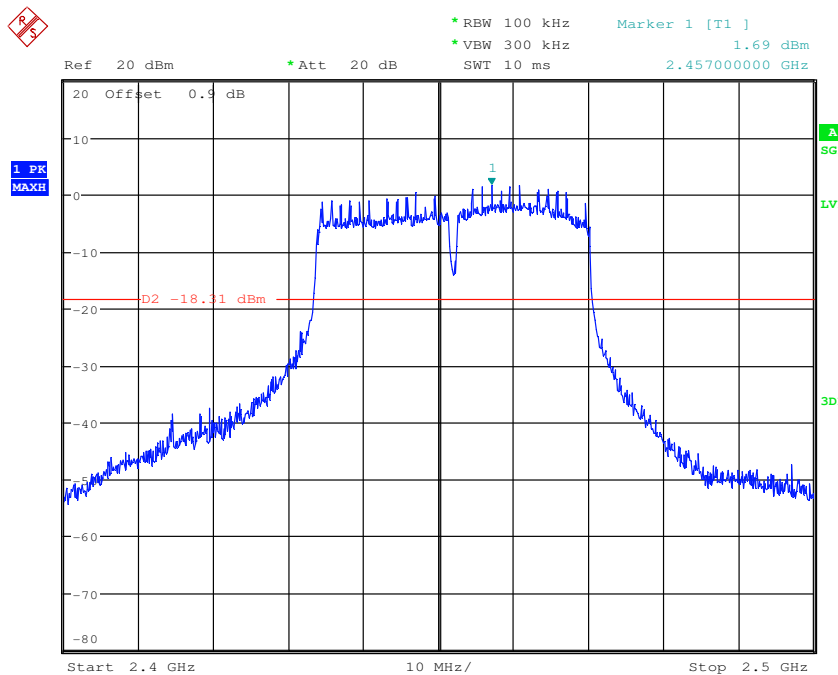
# SGS-CSTC Standards Technical Services Co., Ltd. Shenzhen Branch

Report No.: HKES170100014202

Page: 97 of 207



Test mode:	802.11n(HT40)	Test channel:	Highest
------------	---------------	---------------	---------

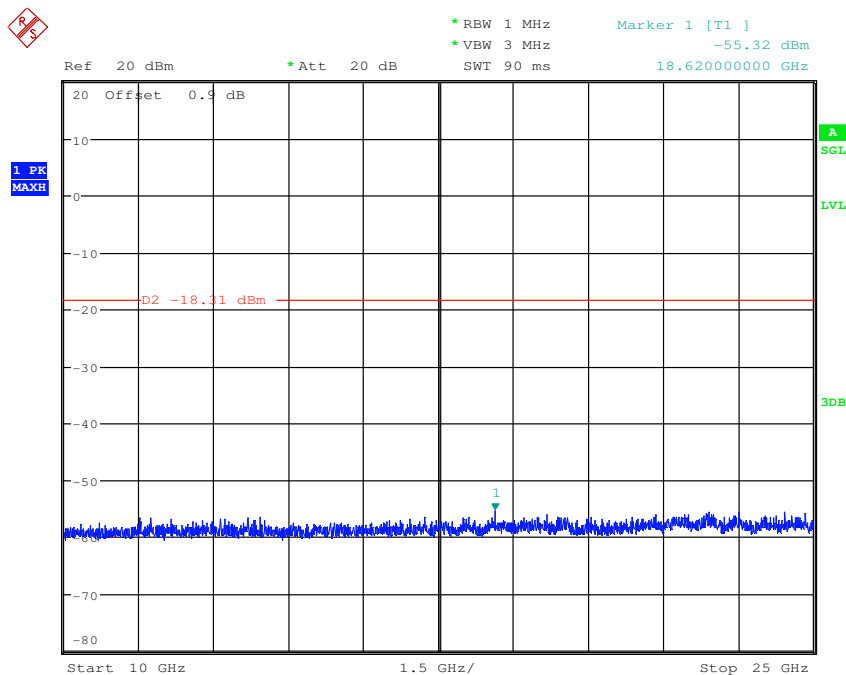
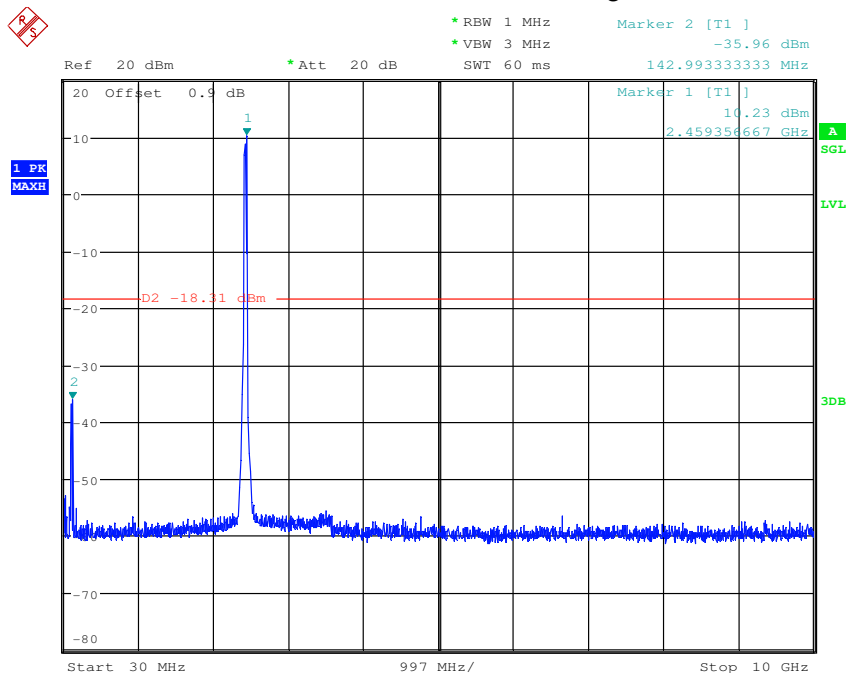




# SGS-CSTC Standards Technical Services Co., Ltd. Shenzhen Branch

Report No.: HKES170100014202

Page: 98 of 207





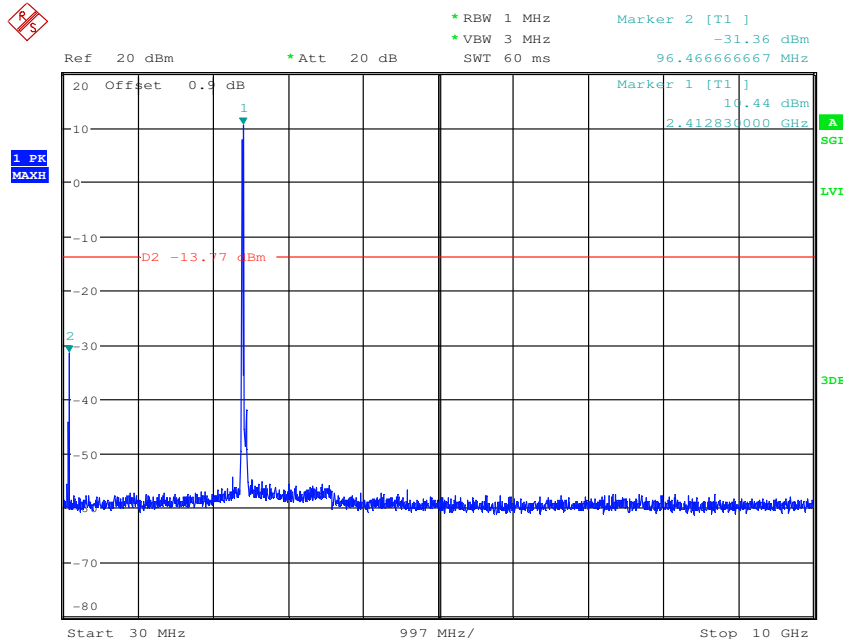
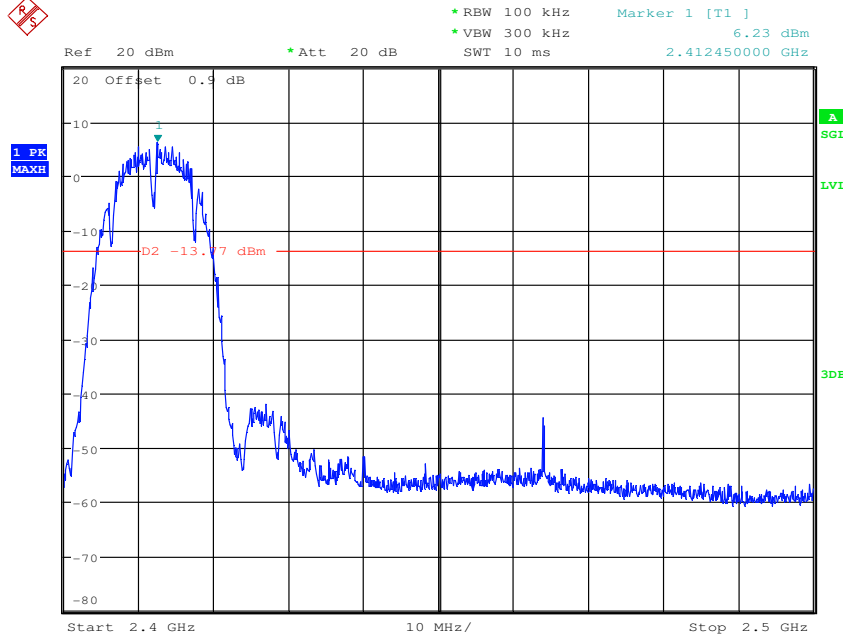
# SGS-CSTC Standards Technical Services Co., Ltd. Shenzhen Branch

Report No.: HKES170100014202

Page: 99 of 207

## Antenna 2

Test mode:	802.11b	Test channel:	Lowest
------------	---------	---------------	--------

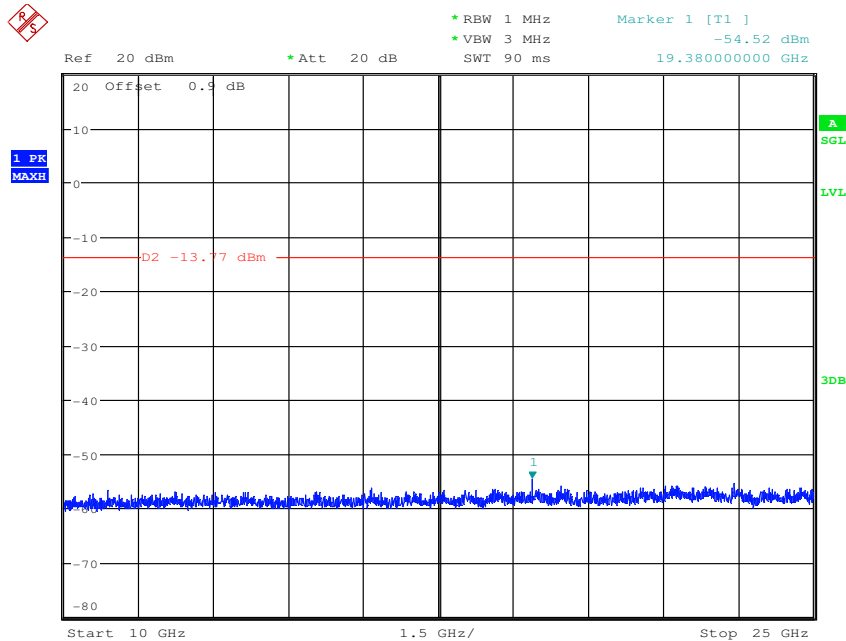




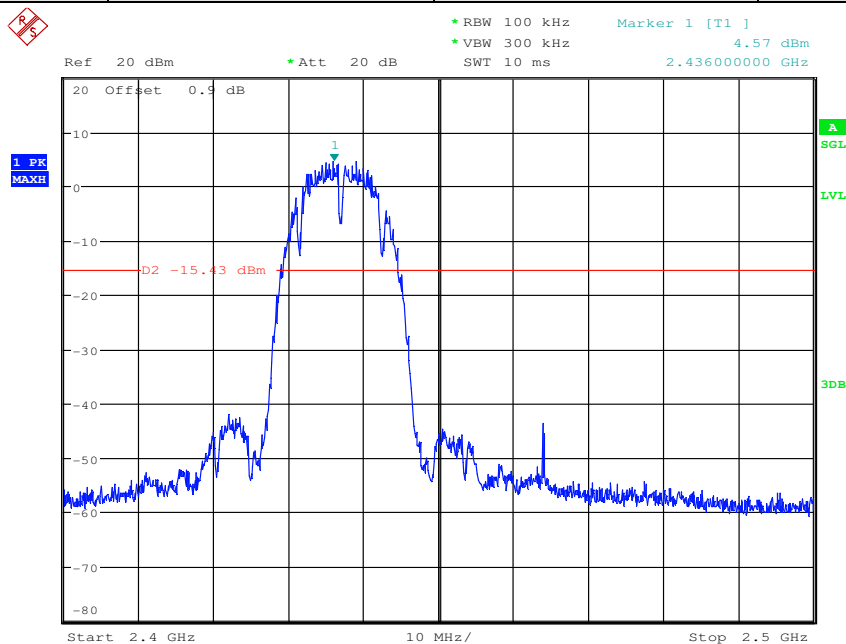
# SGS-CSTC Standards Technical Services Co., Ltd. Shenzhen Branch

Report No.: HKES170100014202

Page: 100 of 207



Test mode:	802.11b	Test channel:	Middle
------------	---------	---------------	--------

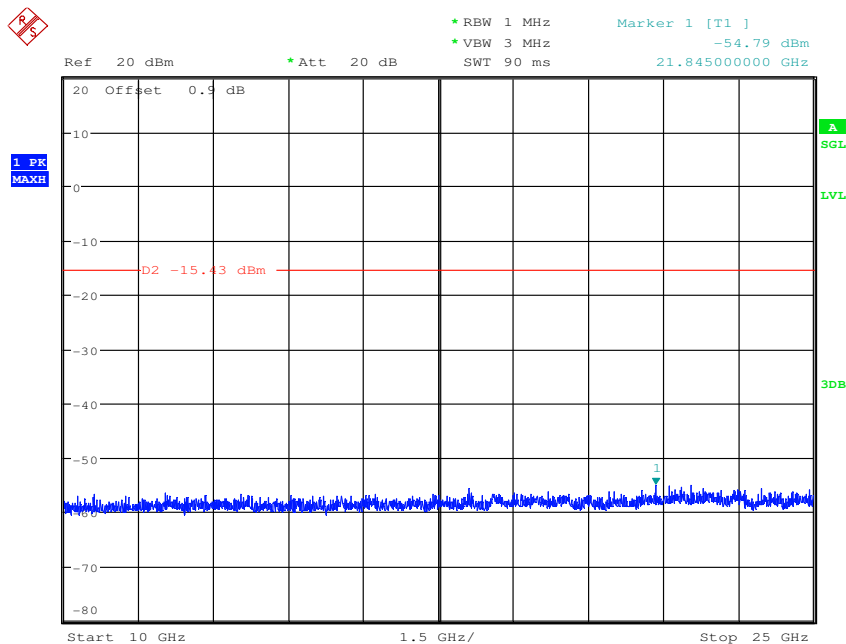
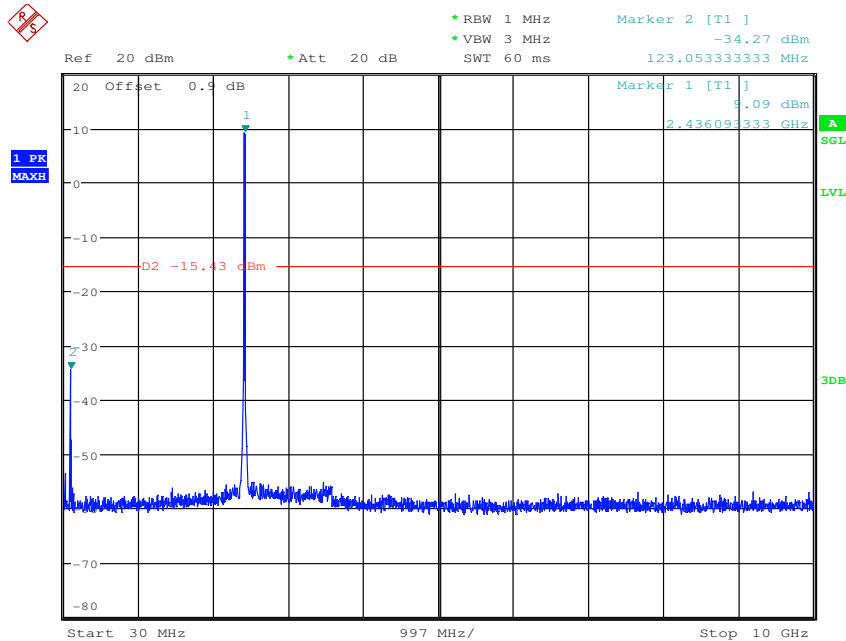




# SGS-CSTC Standards Technical Services Co., Ltd. Shenzhen Branch

Report No.: HKES170100014202

Page: 101 of 207



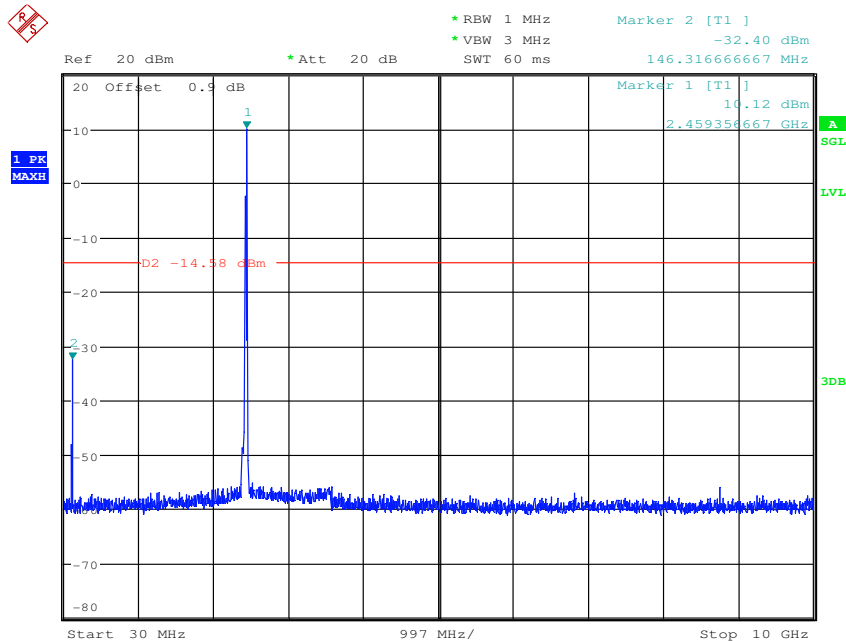
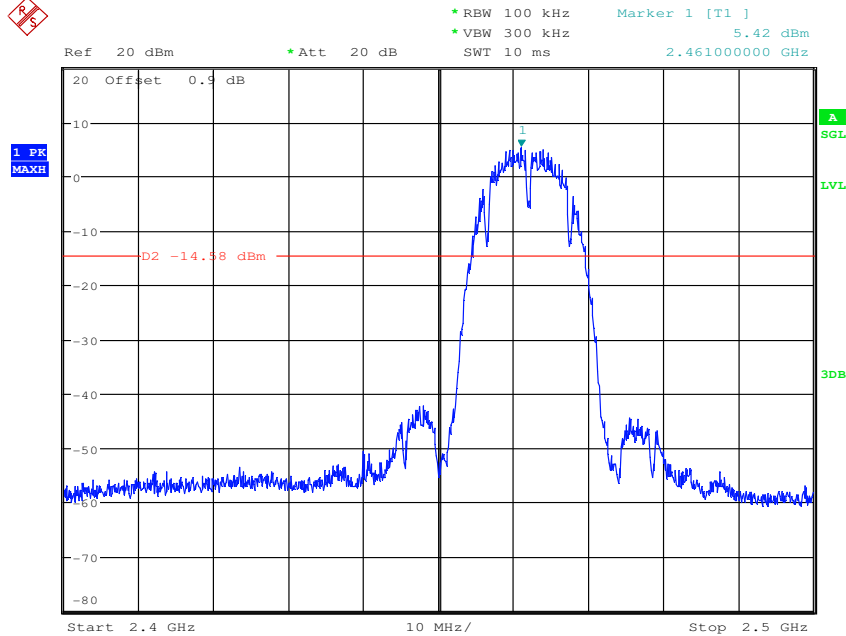


# SGS-CSTC Standards Technical Services Co., Ltd. Shenzhen Branch

Report No.: HKES170100014202

Page: 102 of 207

Test mode:	802.11b	Test channel:	Highest
------------	---------	---------------	---------

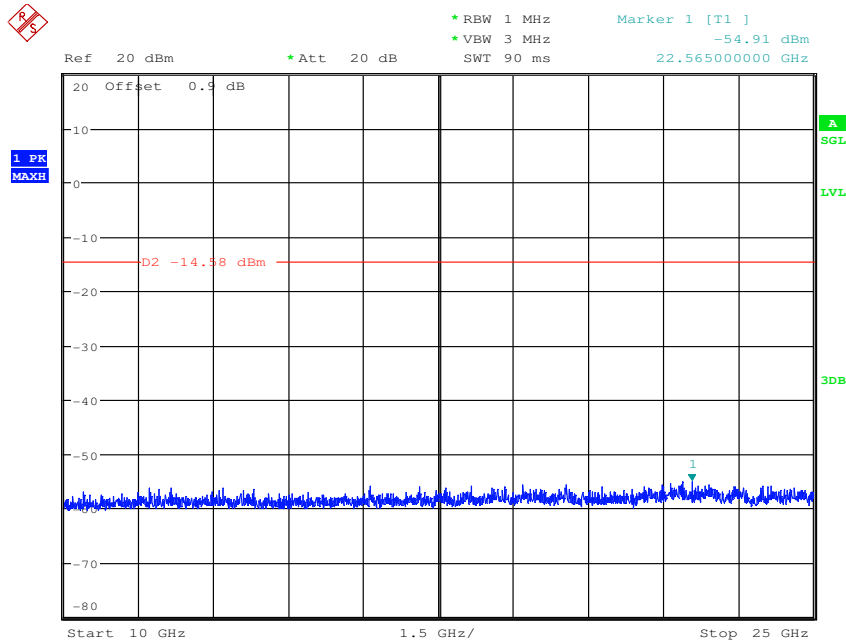




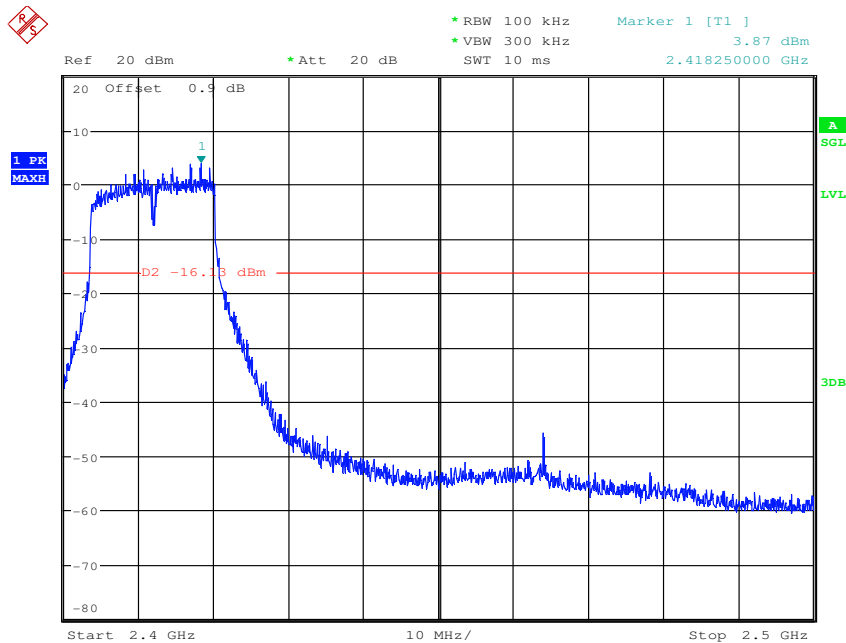
# SGS-CSTC Standards Technical Services Co., Ltd. Shenzhen Branch

Report No.: HKES170100014202

Page: 103 of 207



Test mode:	802.11g	Test channel:	Lowest
------------	---------	---------------	--------

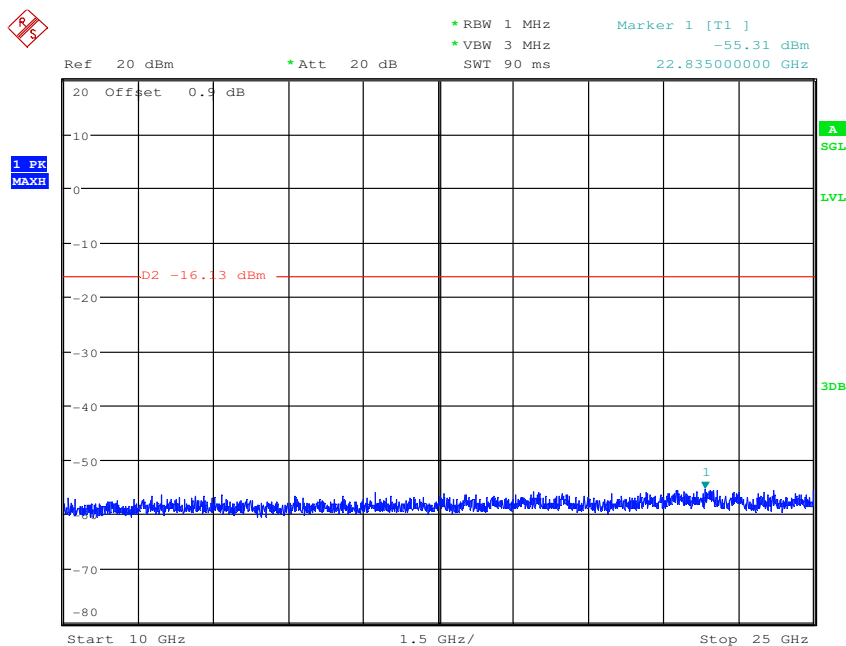
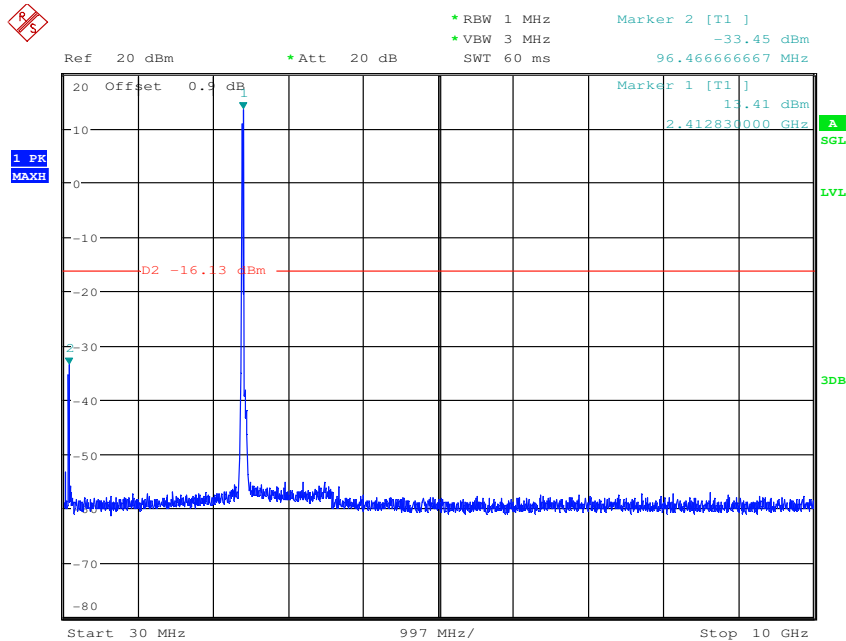




# SGS-CSTC Standards Technical Services Co., Ltd. Shenzhen Branch

Report No.: HKES170100014202

Page: 104 of 207





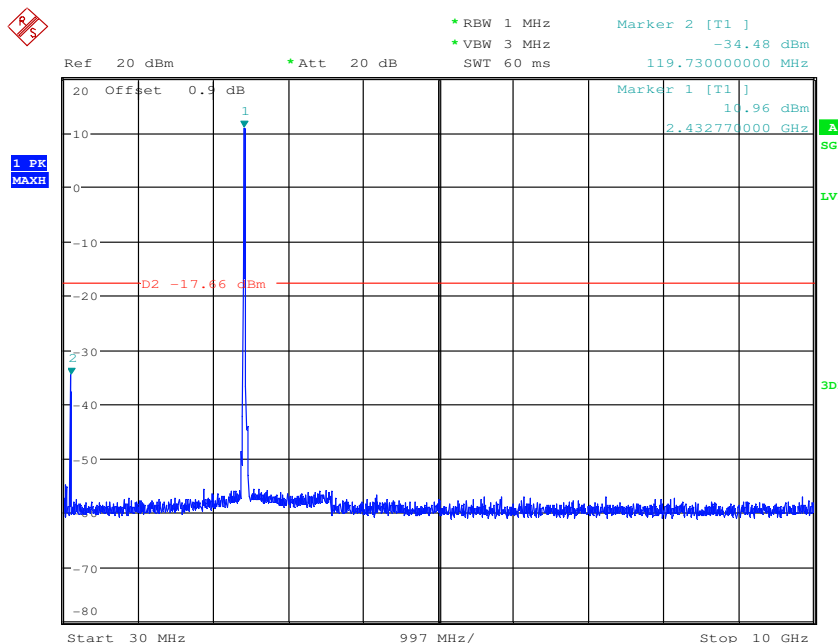
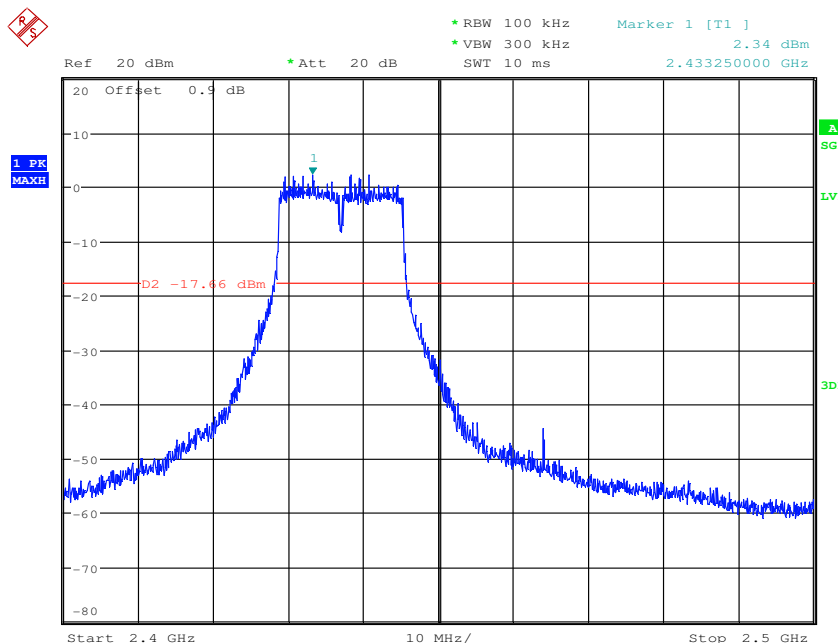


# SGS-CSTC Standards Technical Services Co., Ltd. Shenzhen Branch

Report No.: HKES170100014202

Page: 105 of 207

Test mode:	802.11g	Test channel:	Middle
------------	---------	---------------	--------

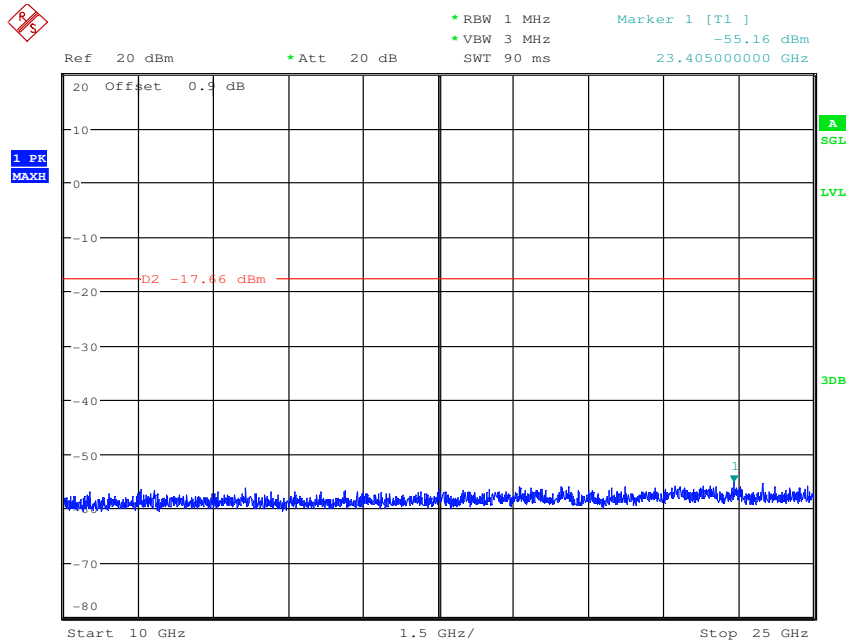




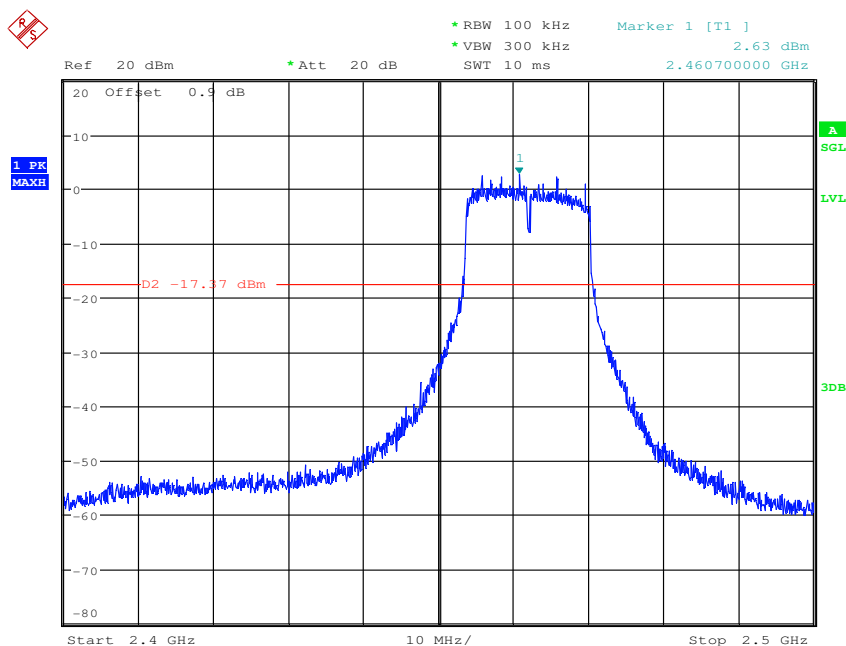
# SGS-CSTC Standards Technical Services Co., Ltd. Shenzhen Branch

Report No.: HKES170100014202

Page: 106 of 207



Test mode:	802.11g	Test channel:	Highest
------------	---------	---------------	---------

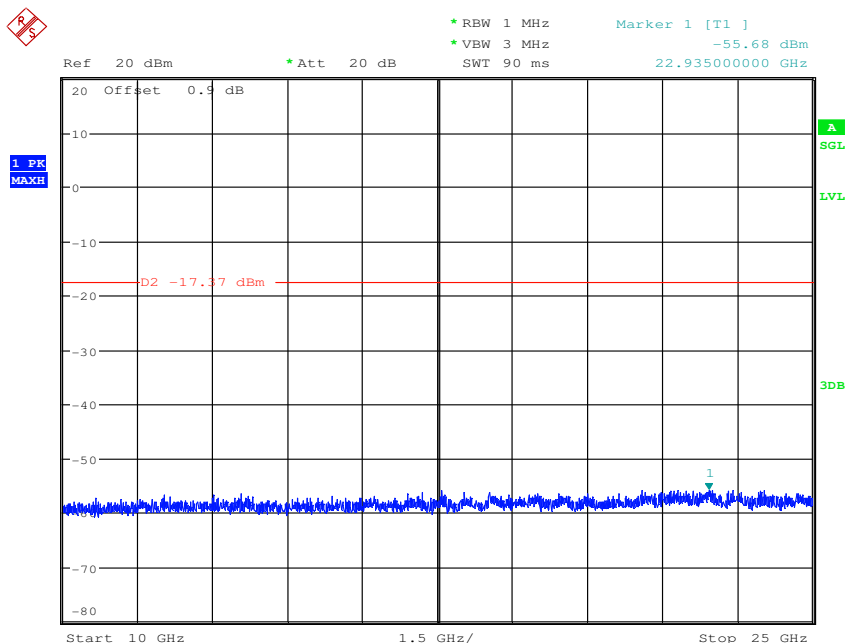
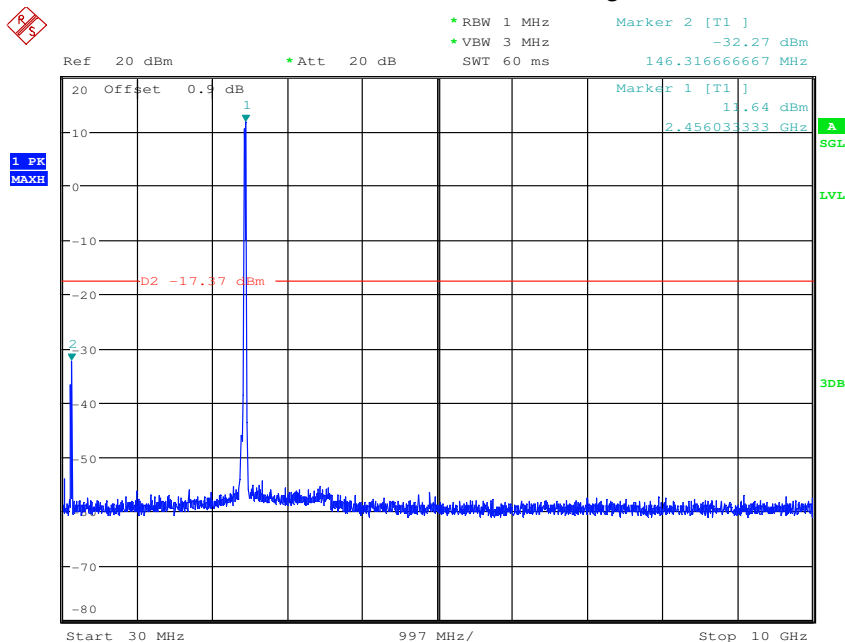




# SGS-CSTC Standards Technical Services Co., Ltd. Shenzhen Branch

Report No.: HKES170100014202

Page: 107 of 207



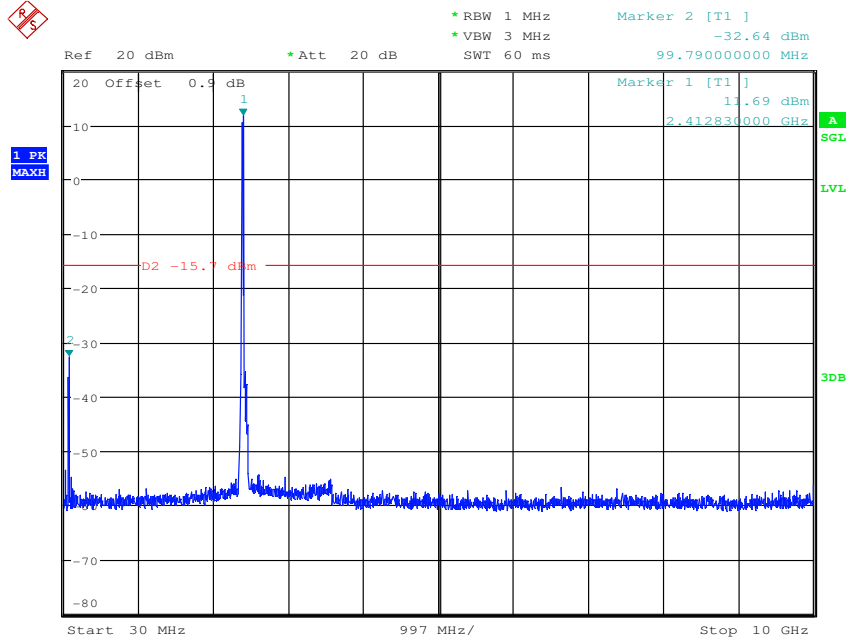
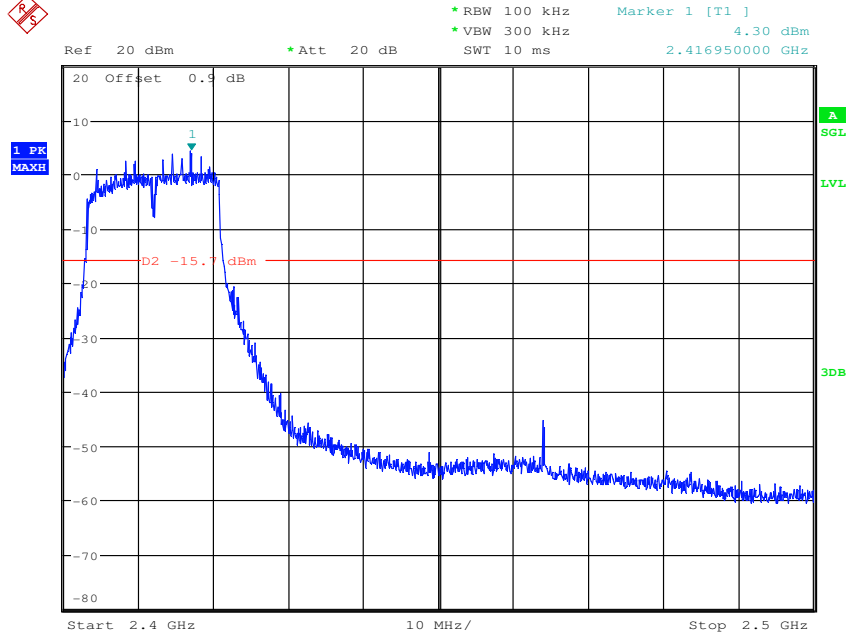


# SGS-CSTC Standards Technical Services Co., Ltd. Shenzhen Branch

Report No.: HKES170100014202

Page: 108 of 207

Test mode:	802.11n(HT20)	Test channel:	Lowest
------------	---------------	---------------	--------

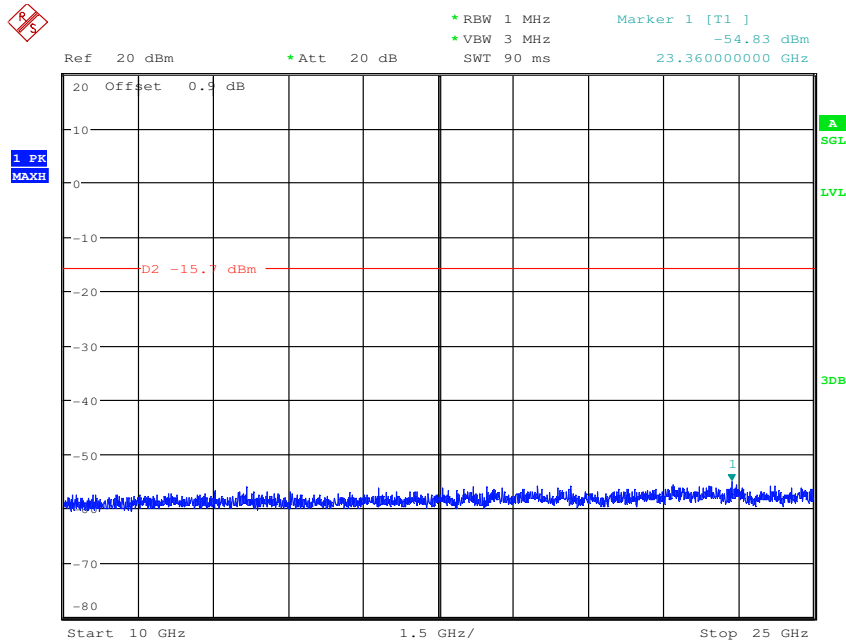




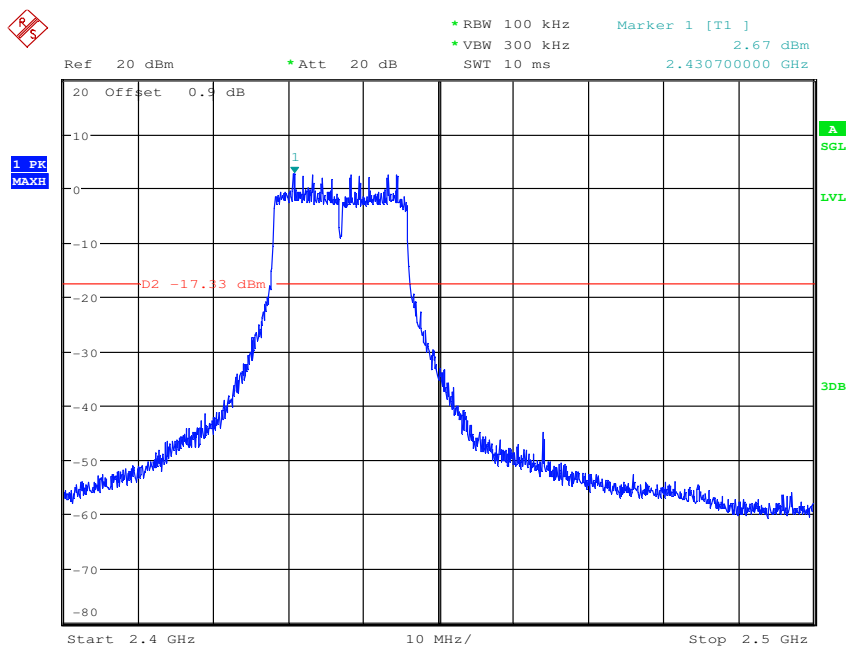
# SGS-CSTC Standards Technical Services Co., Ltd. Shenzhen Branch

Report No.: HKES170100014202

Page: 109 of 207



Test mode:	802.11n(HT20)	Test channel:	Middle
------------	---------------	---------------	--------

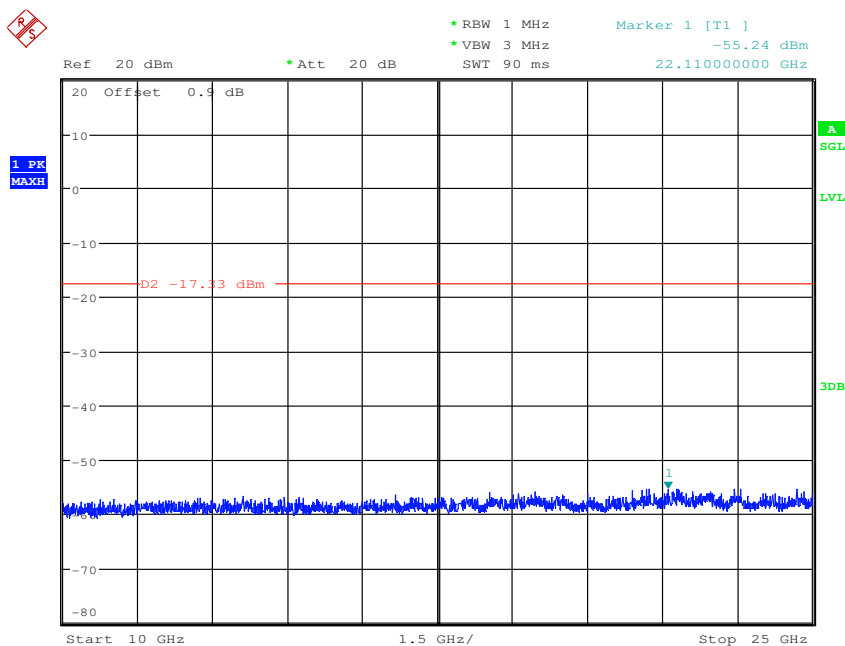
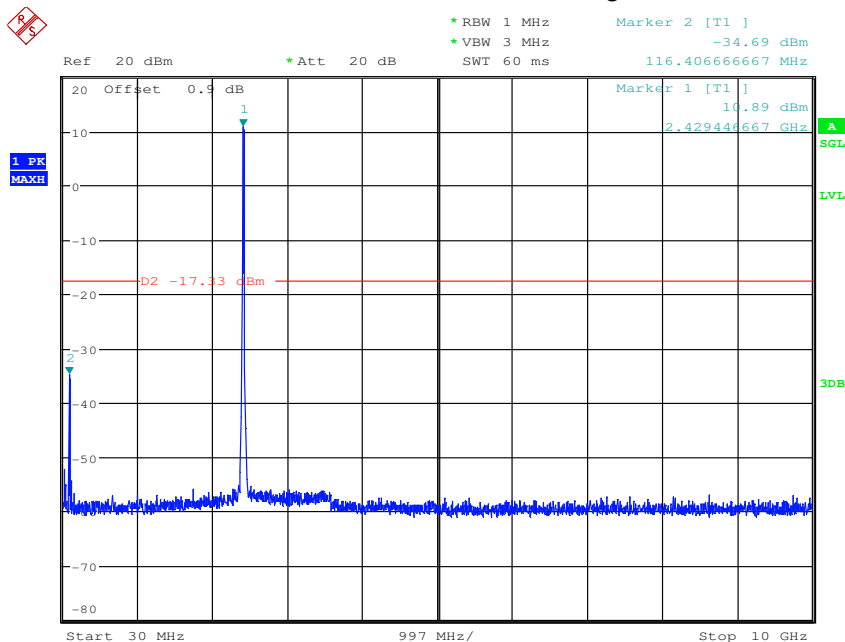




# SGS-CSTC Standards Technical Services Co., Ltd. Shenzhen Branch

Report No.: HKES170100014202

Page: 110 of 207



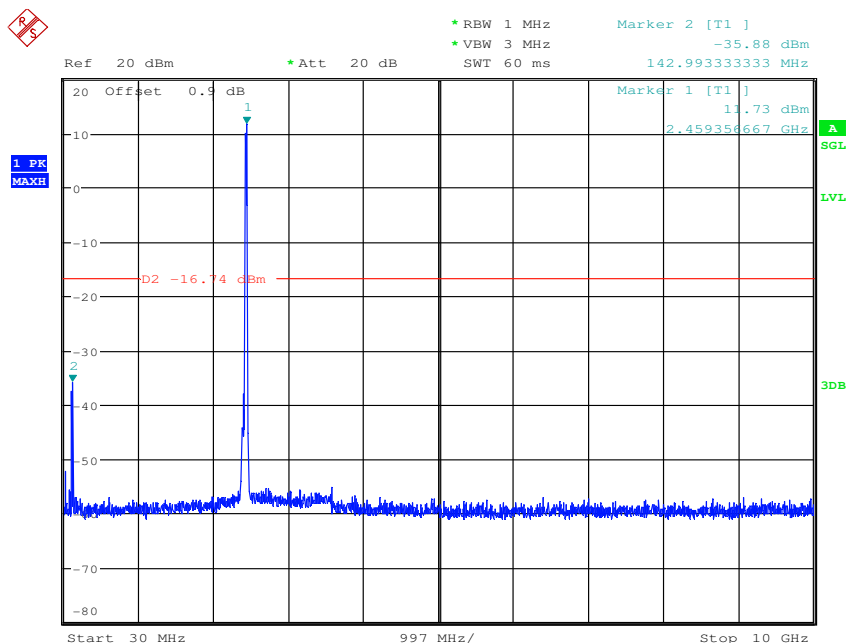
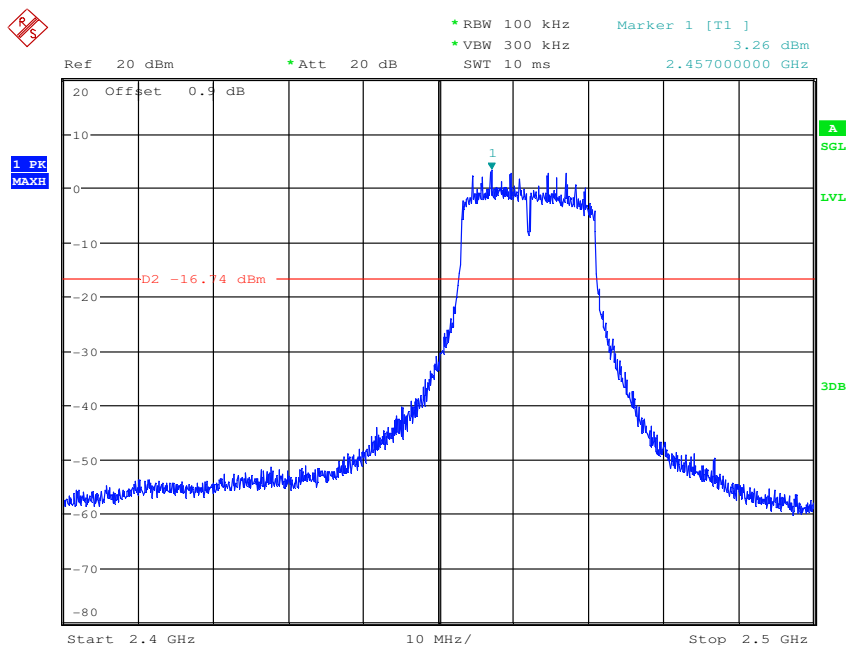


# SGS-CSTC Standards Technical Services Co., Ltd. Shenzhen Branch

Report No.: HKES170100014202

Page: 111 of 207

Test mode:	802.11n(HT20)	Test channel:	Highest
------------	---------------	---------------	---------

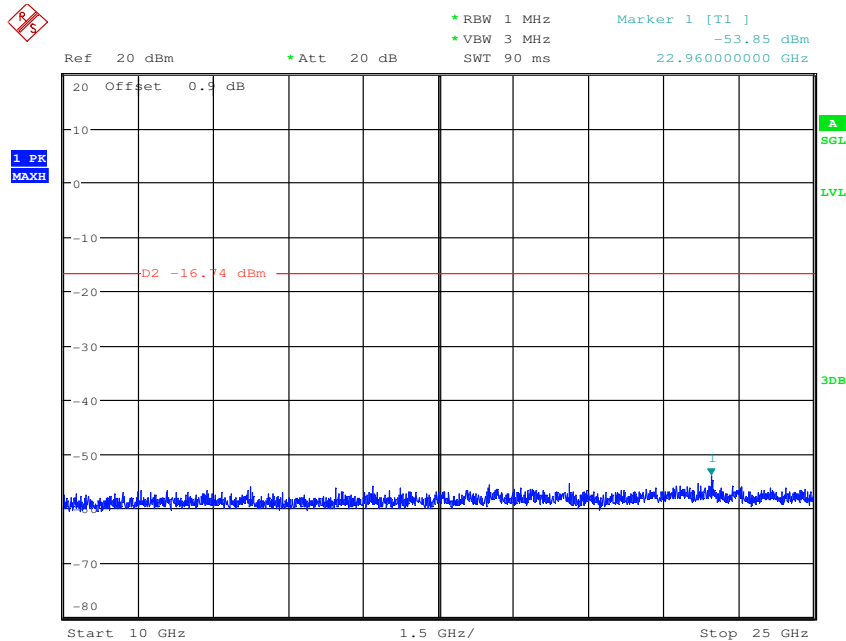




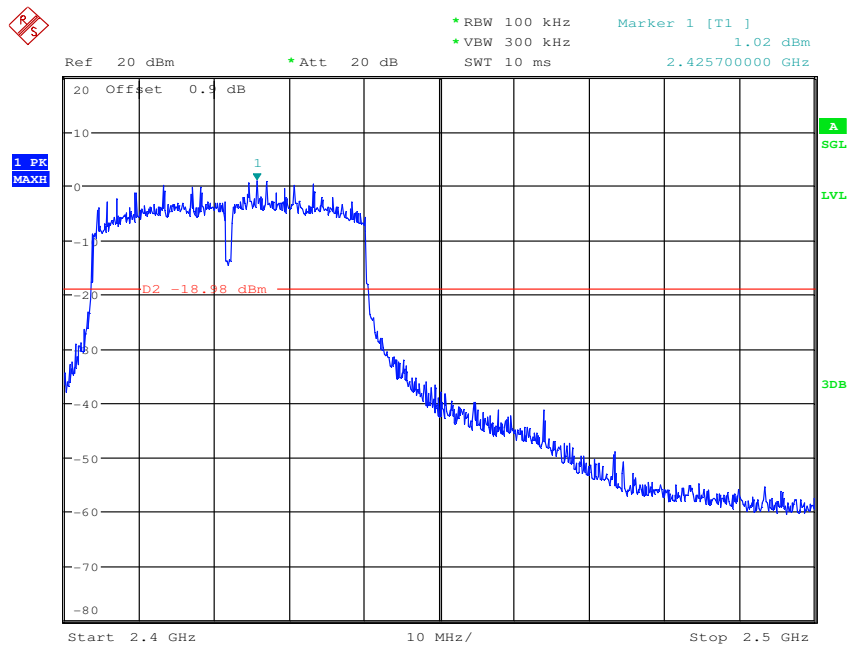
# SGS-CSTC Standards Technical Services Co., Ltd. Shenzhen Branch

Report No.: HKES170100014202

Page: 112 of 207



Test mode:	802.11n(HT40)	Test channel:	Lowest
------------	---------------	---------------	--------



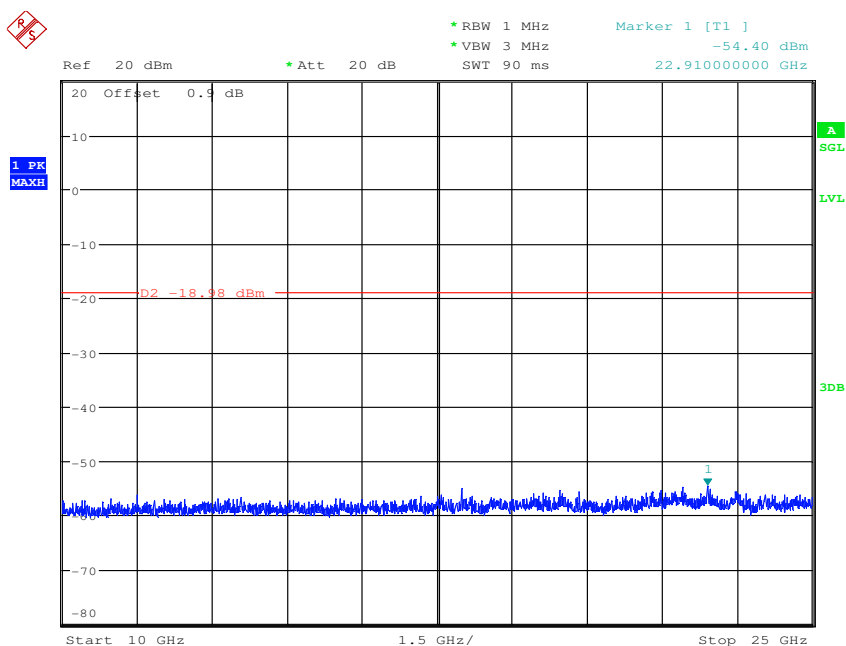
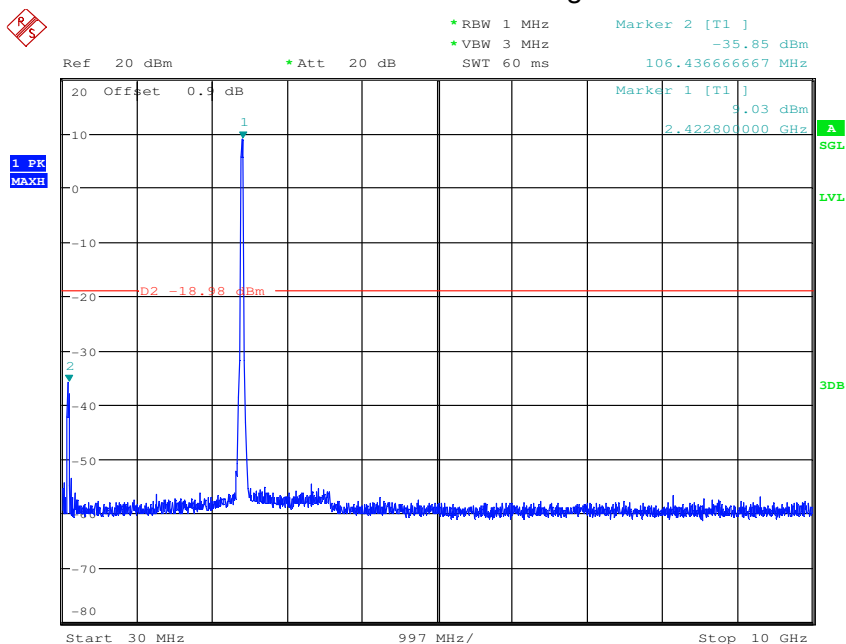




# SGS-CSTC Standards Technical Services Co., Ltd. Shenzhen Branch

Report No.: HKES170100014202

Page: 113 of 207



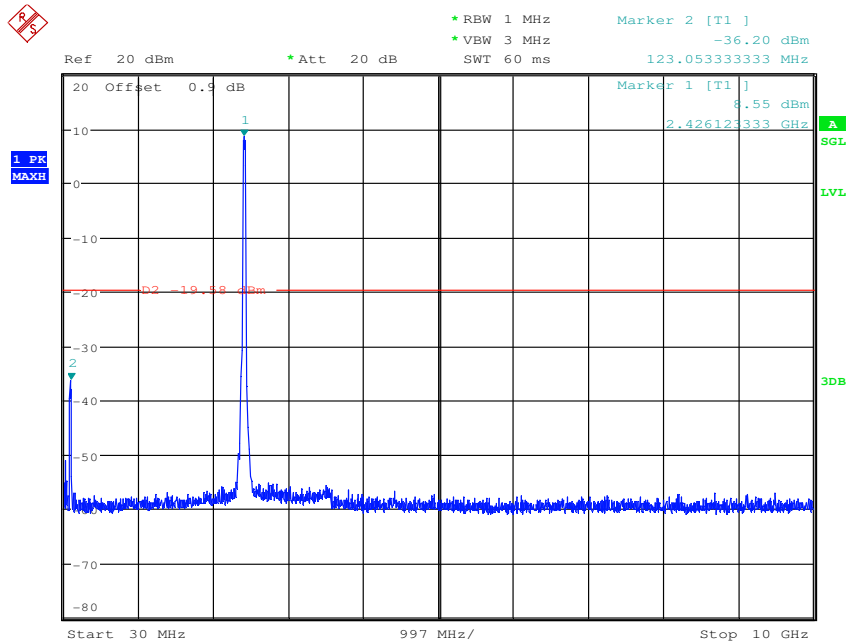
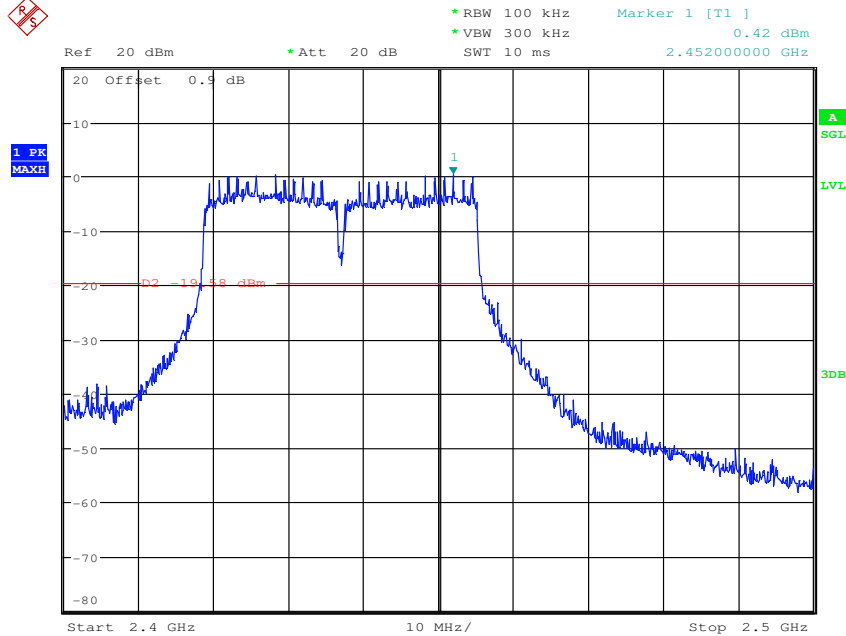


# SGS-CSTC Standards Technical Services Co., Ltd. Shenzhen Branch

Report No.: HKES170100014202

Page: 114 of 207

Test mode:	802.11n(HT40)	Test channel:	Middle
------------	---------------	---------------	--------

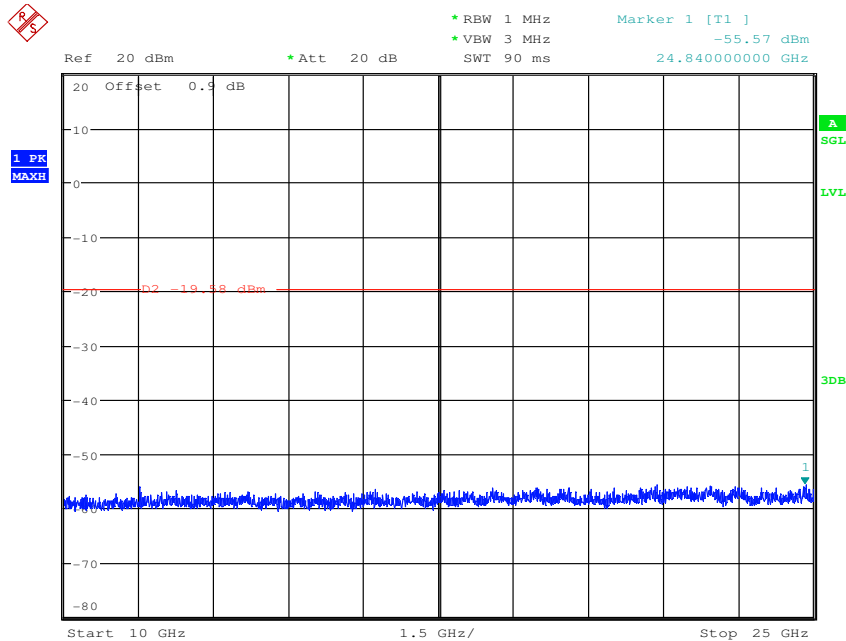




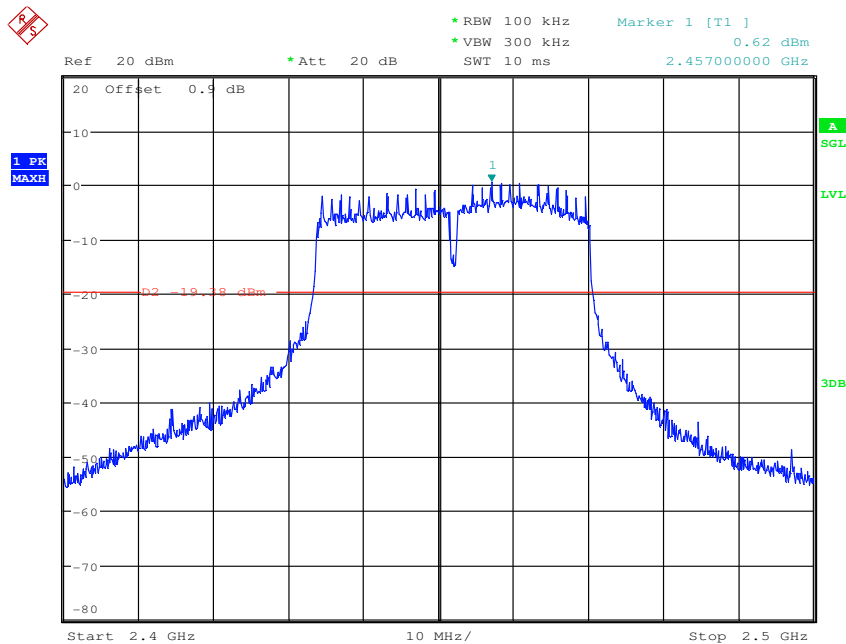
# SGS-CSTC Standards Technical Services Co., Ltd. Shenzhen Branch

Report No.: HKES170100014202

Page: 115 of 207



Test mode:	802.11n(HT40)	Test channel:	Highest
------------	---------------	---------------	---------

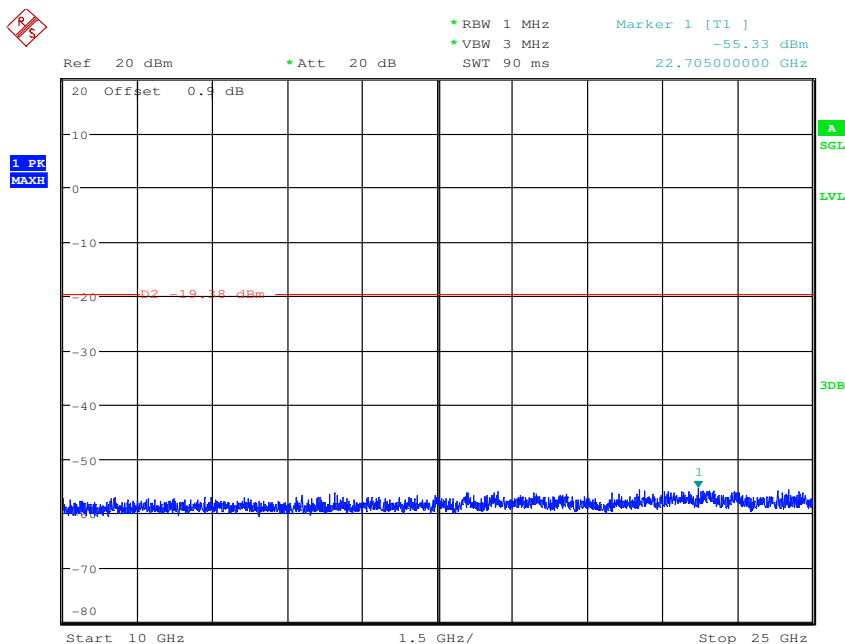
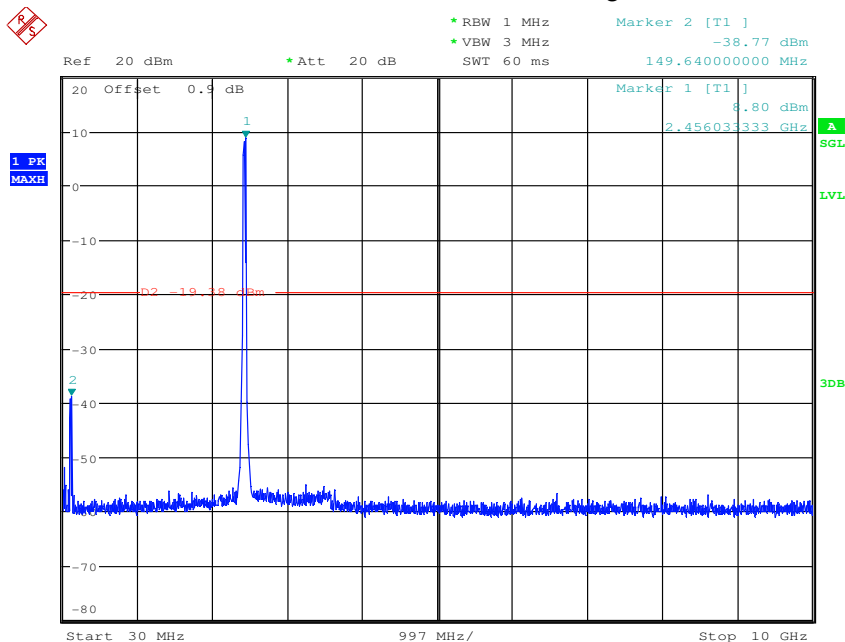




# SGS-CSTC Standards Technical Services Co., Ltd. Shenzhen Branch

Report No.: HKES170100014202

Page: 116 of 207





# SGS-CSTC Standards Technical Services Co., Ltd. Shenzhen Branch

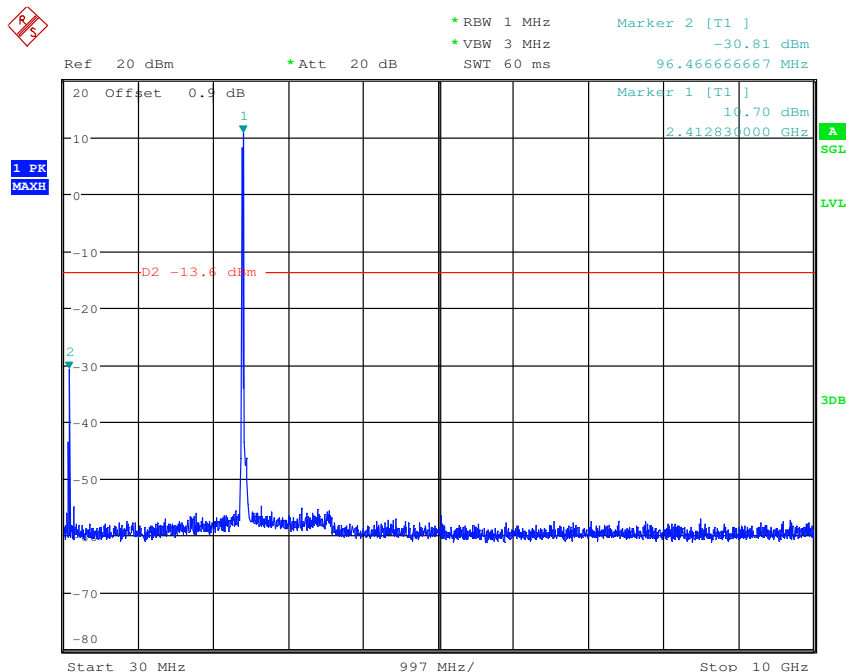
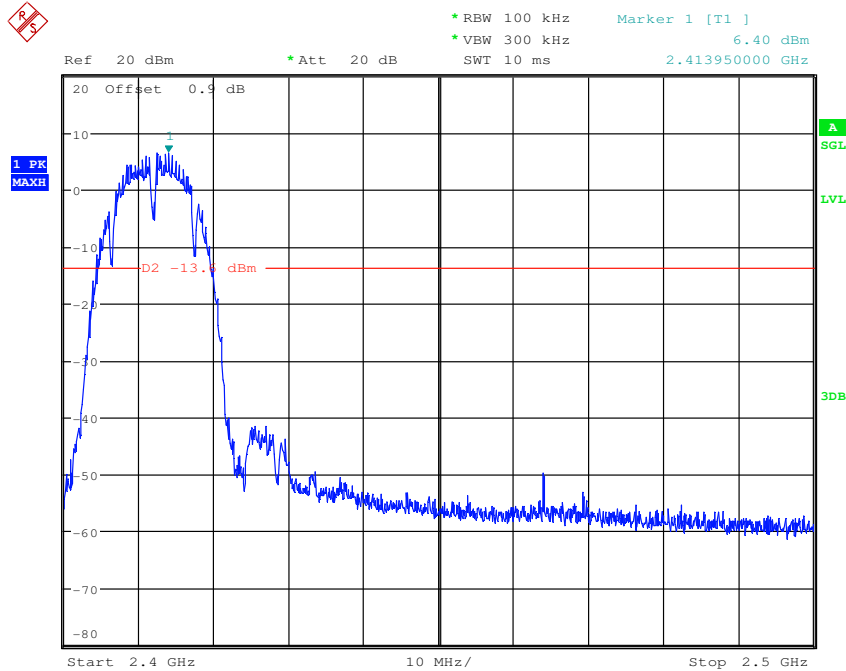
Report No.: HKES170100014202

Page: 117 of 207

WiFi module 2:

Antenna 1

Test mode:	802.11b	Test channel:	Lowest
------------	---------	---------------	--------

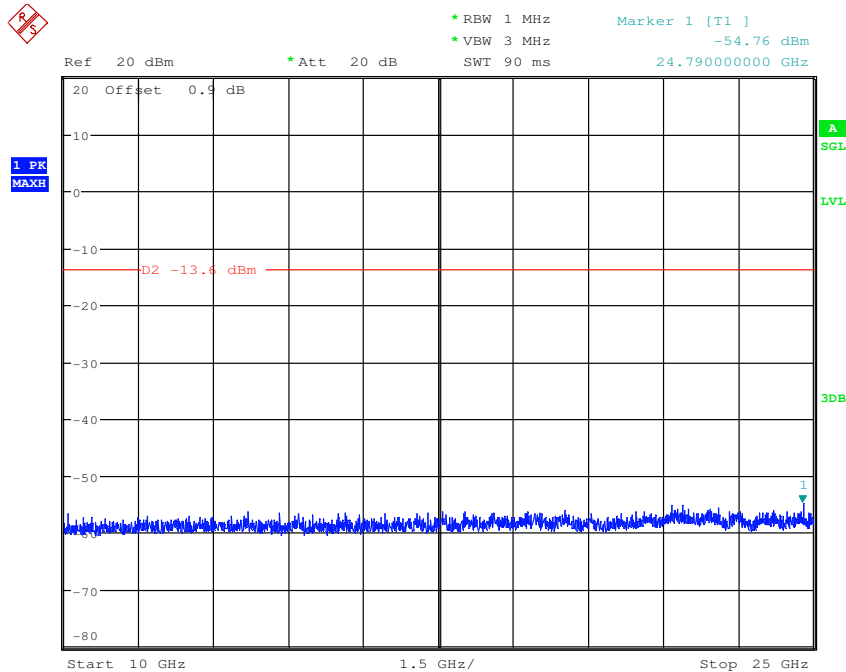




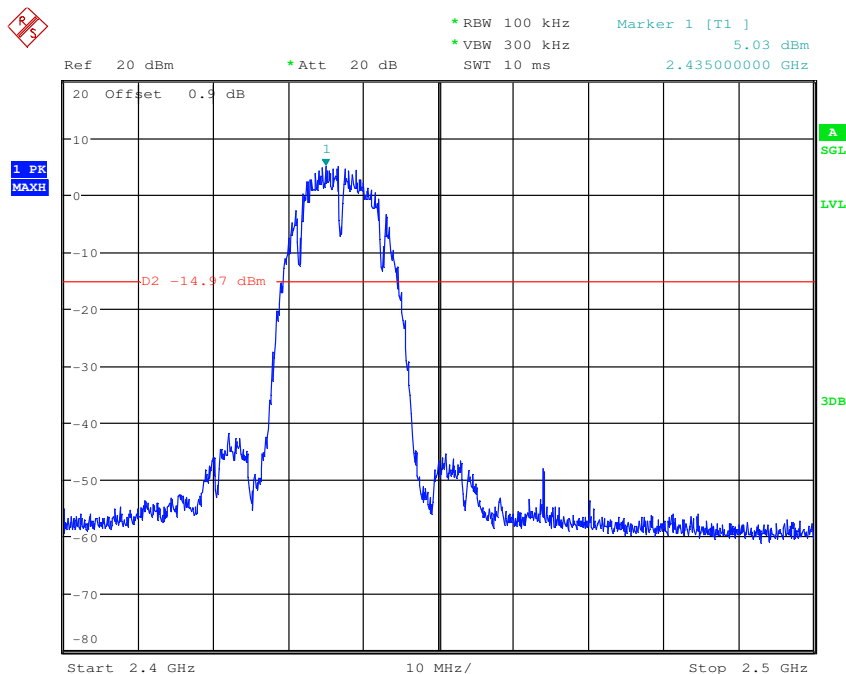
# SGS-CSTC Standards Technical Services Co., Ltd. Shenzhen Branch

Report No.: HKES170100014202

Page: 118 of 207



Test mode:	802.11b	Test channel:	Middle
------------	---------	---------------	--------

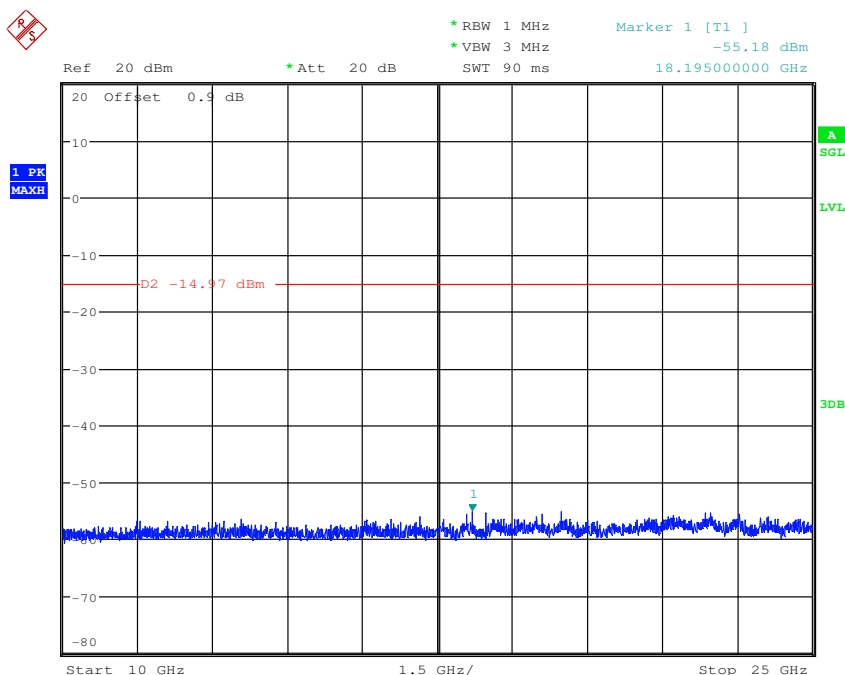
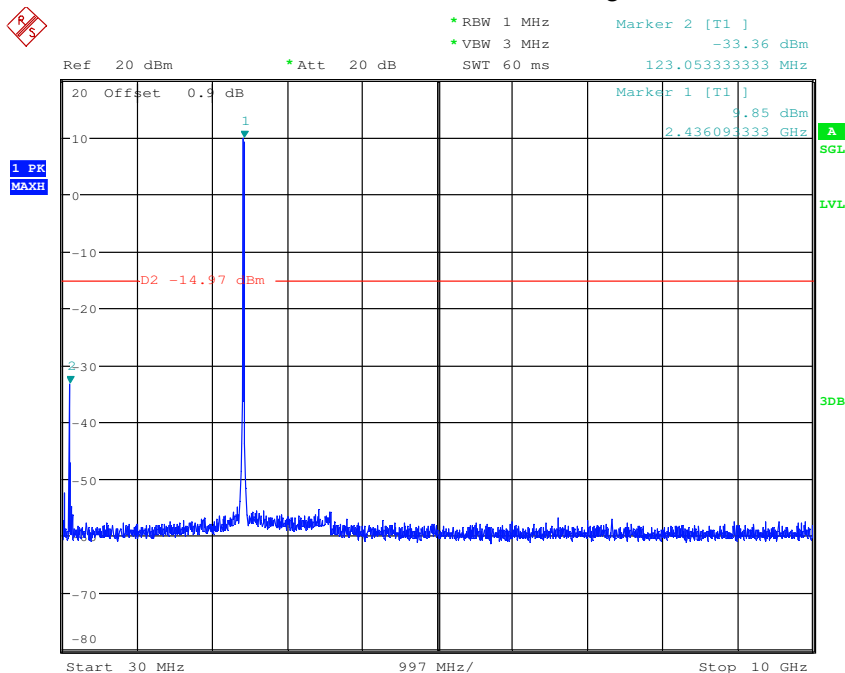




# SGS-CSTC Standards Technical Services Co., Ltd. Shenzhen Branch

Report No.: HKES170100014202

Page: 119 of 207



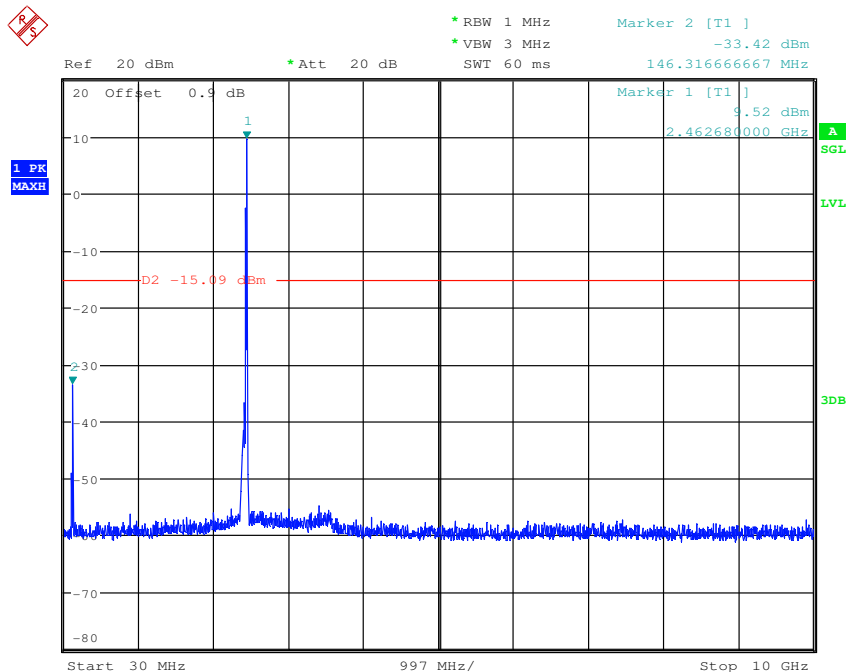
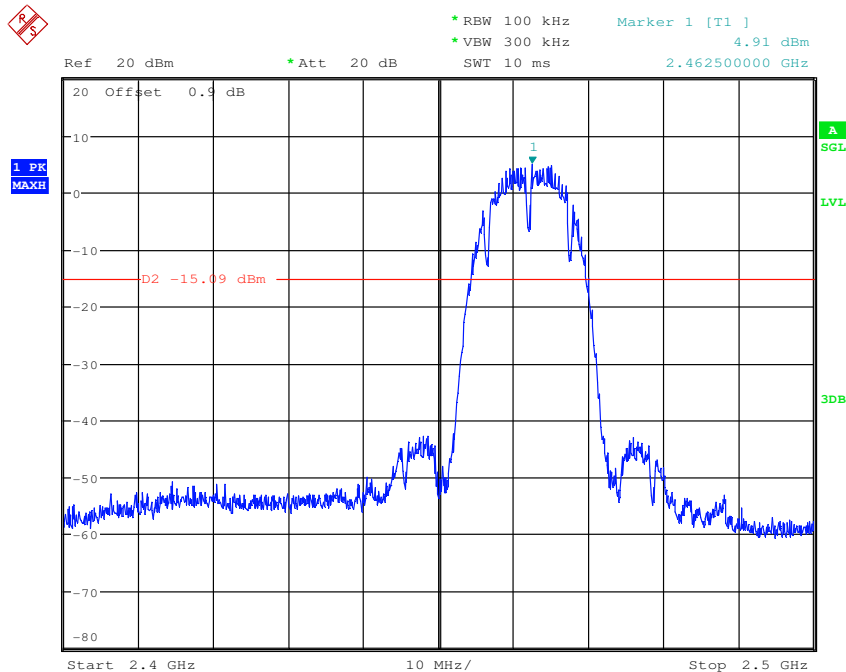


# SGS-CSTC Standards Technical Services Co., Ltd. Shenzhen Branch

Report No.: HKES170100014202

Page: 120 of 207

Test mode:	802.11b	Test channel:	Highest
------------	---------	---------------	---------



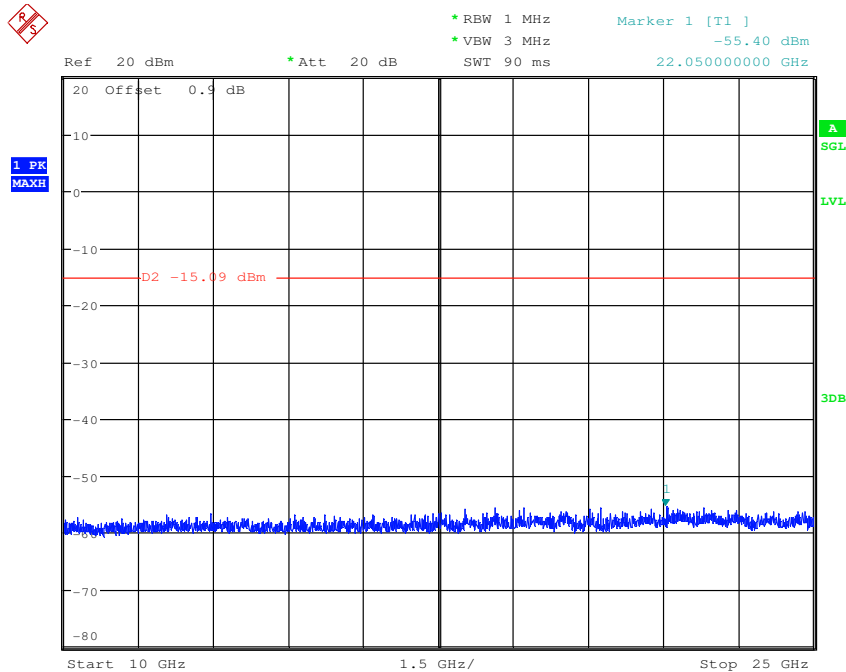




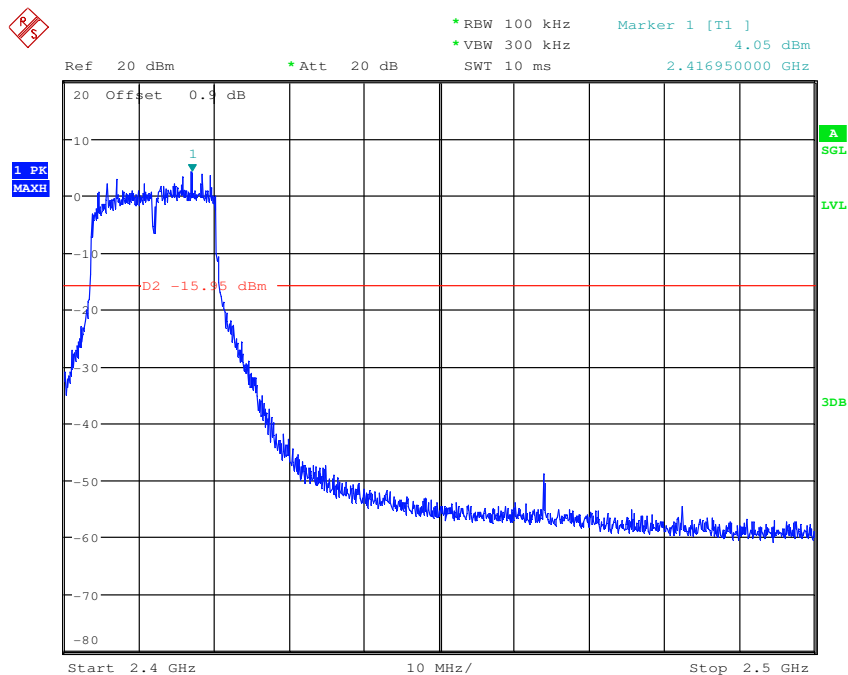
# SGS-CSTC Standards Technical Services Co., Ltd. Shenzhen Branch

Report No.: HKES170100014202

Page: 121 of 207



Test mode:	802.11g	Test channel:	Lowest
------------	---------	---------------	--------

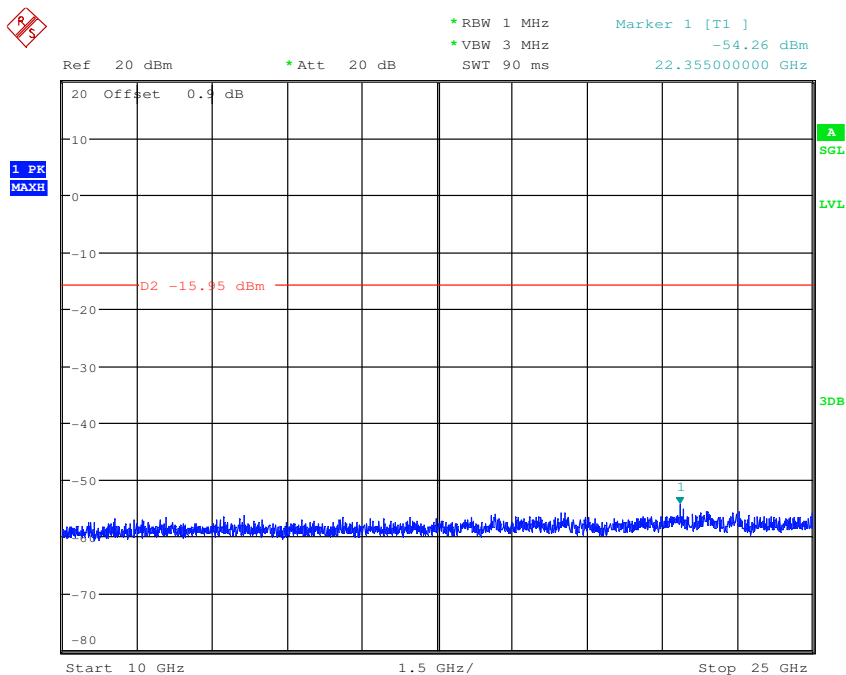
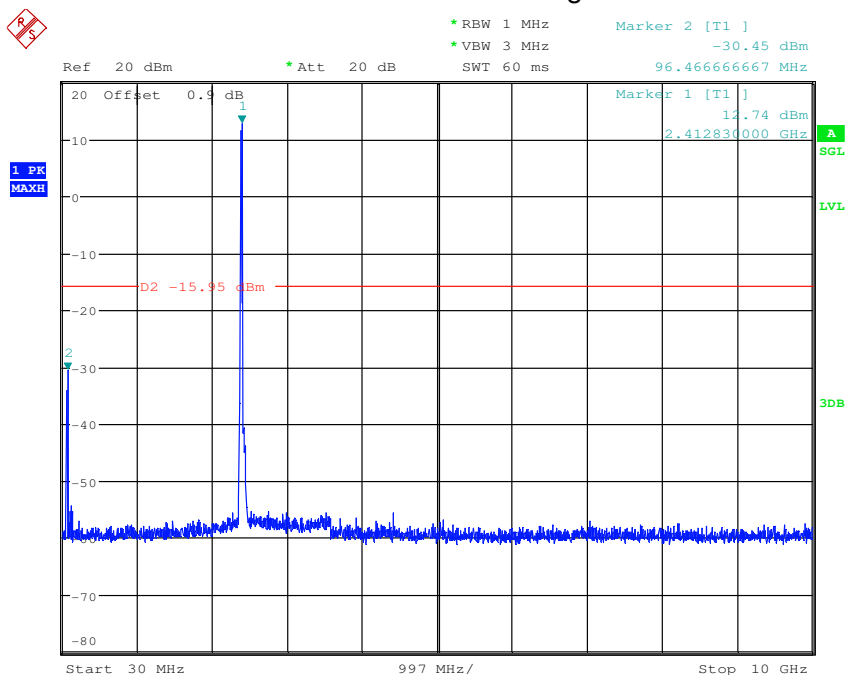




# SGS-CSTC Standards Technical Services Co., Ltd. Shenzhen Branch

Report No.: HKES170100014202

Page: 122 of 207



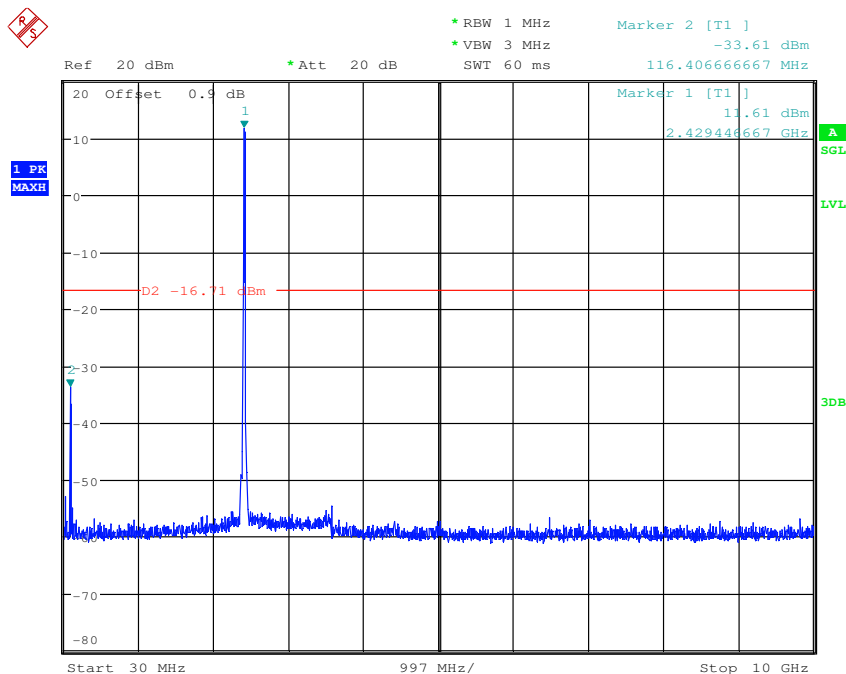
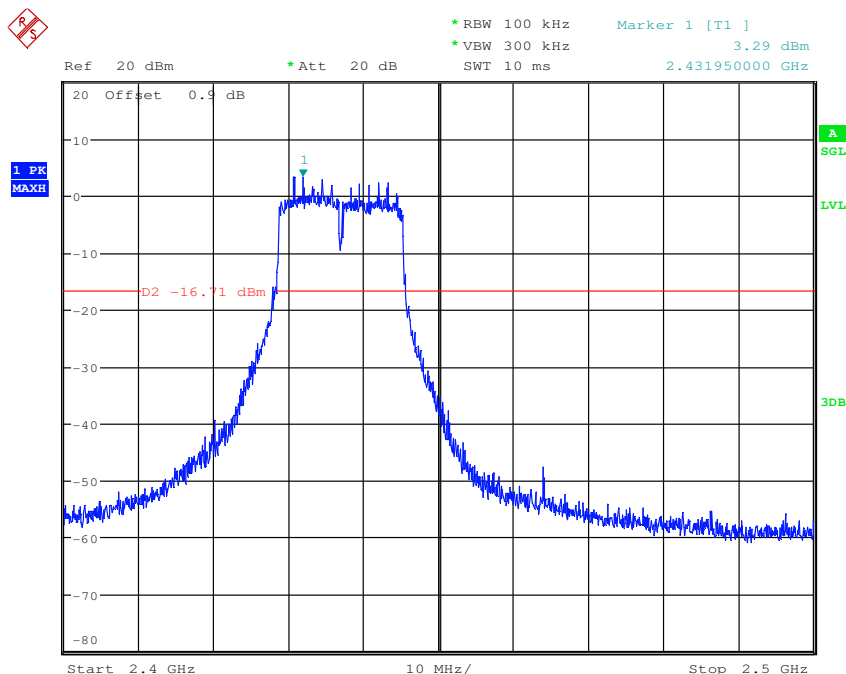


# SGS-CSTC Standards Technical Services Co., Ltd. Shenzhen Branch

Report No.: HKES170100014202

Page: 123 of 207

Test mode:	802.11g	Test channel:	Middle
------------	---------	---------------	--------

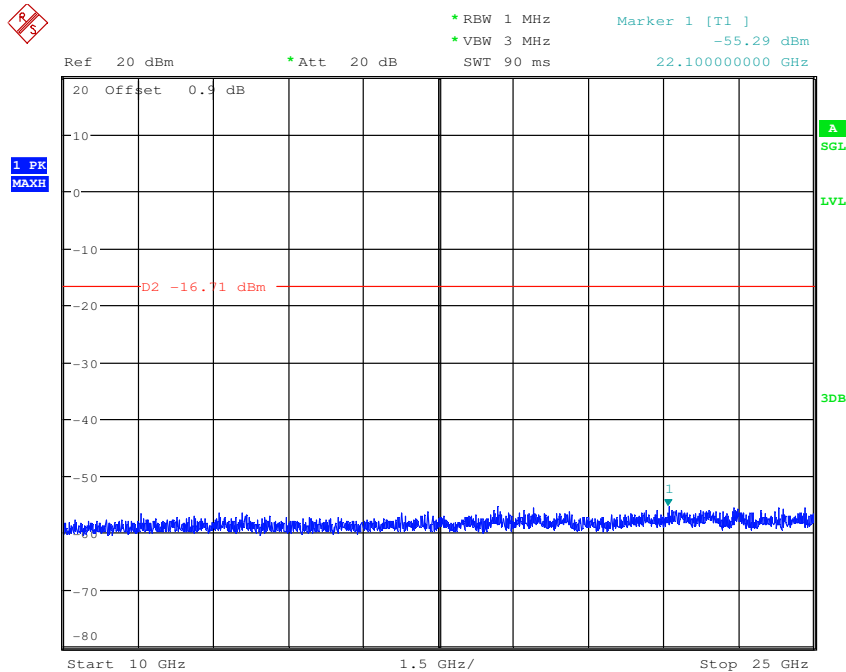




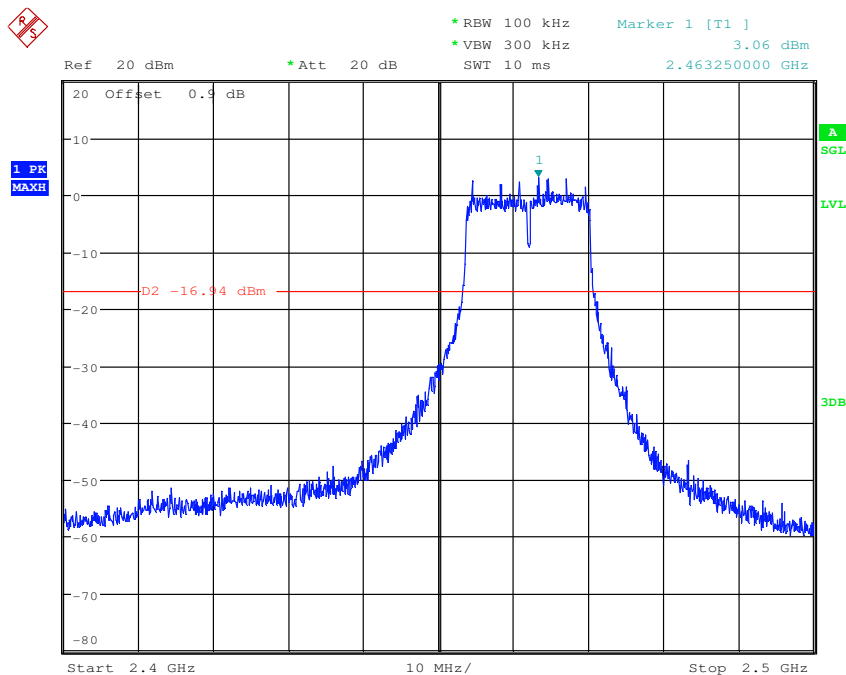
# SGS-CSTC Standards Technical Services Co., Ltd. Shenzhen Branch

Report No.: HKES170100014202

Page: 124 of 207



Test mode:	802.11g	Test channel:	Highest
------------	---------	---------------	---------

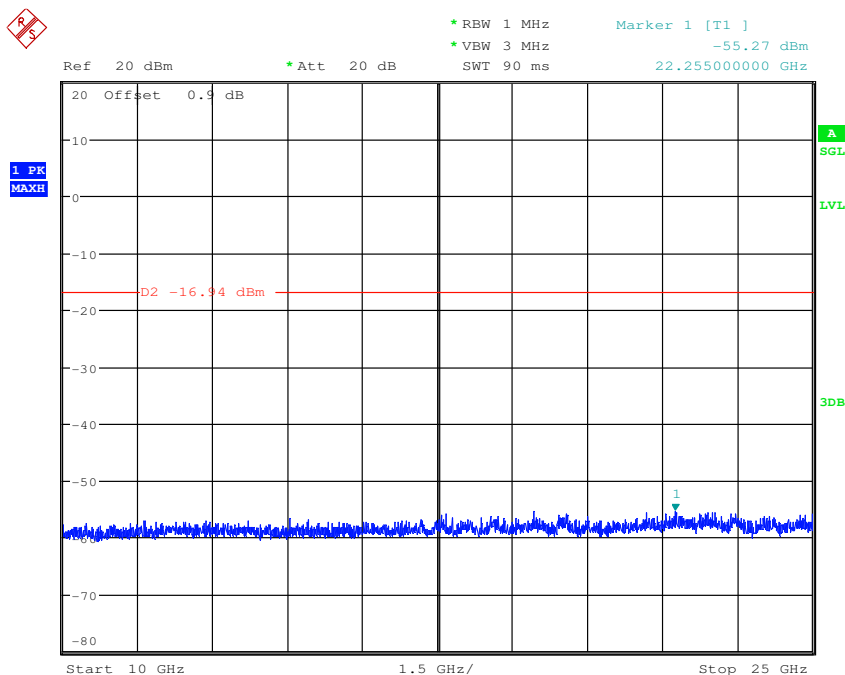
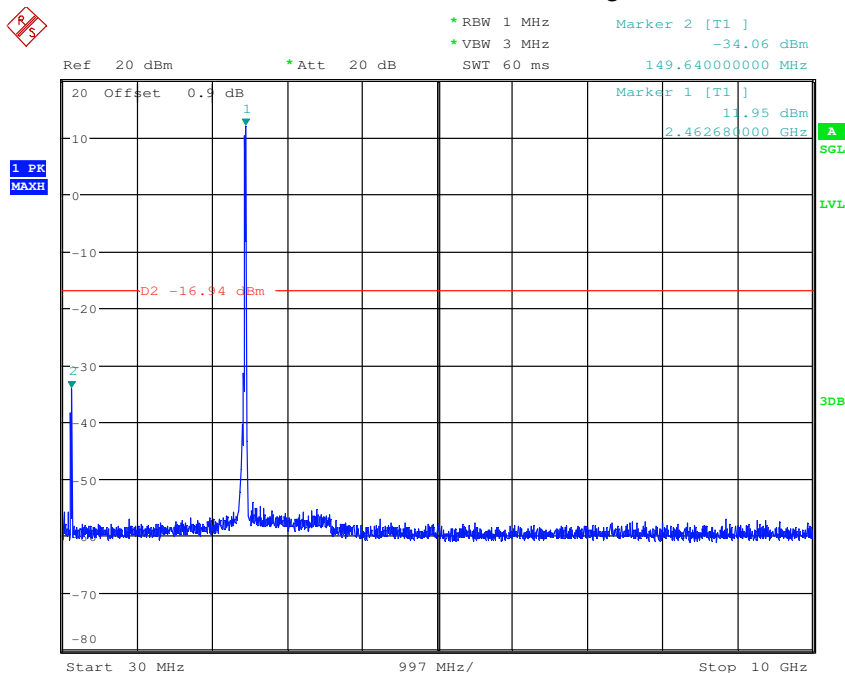




# SGS-CSTC Standards Technical Services Co., Ltd. Shenzhen Branch

Report No.: HKES170100014202

Page: 125 of 207



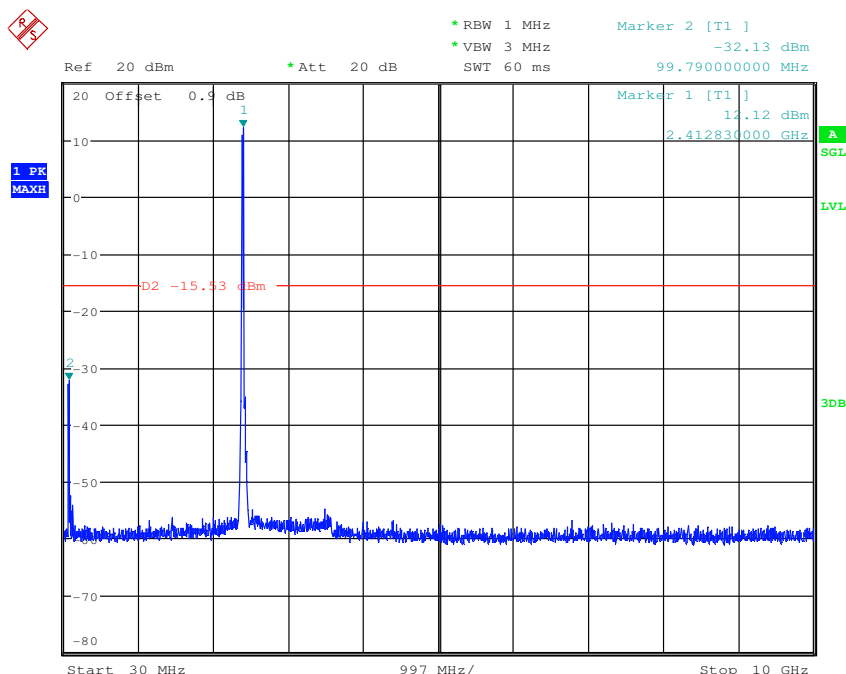
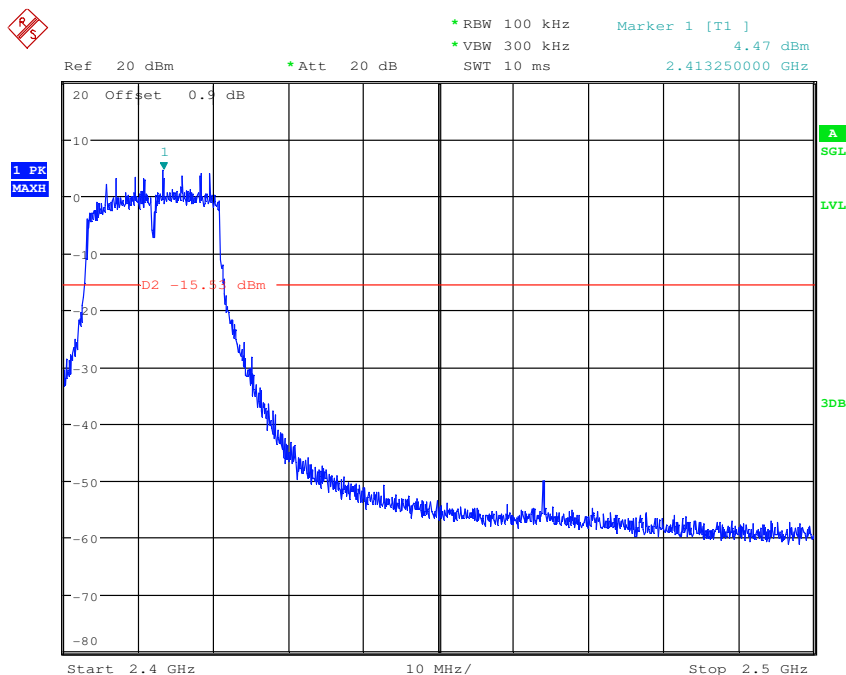


# SGS-CSTC Standards Technical Services Co., Ltd. Shenzhen Branch

Report No.: HKES170100014202

Page: 126 of 207

Test mode:	802.11n(HT20)	Test channel:	Lowest
------------	---------------	---------------	--------

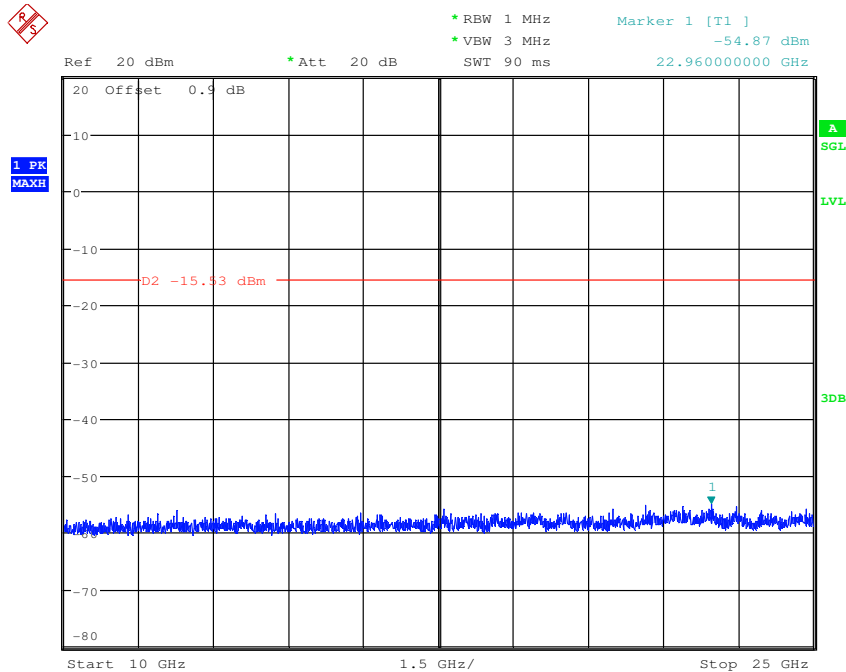




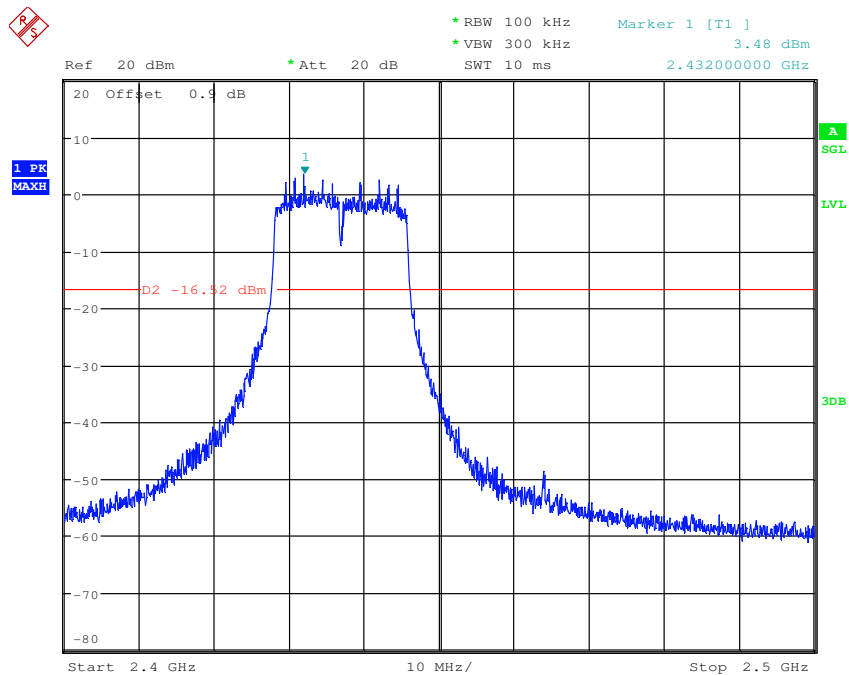
# SGS-CSTC Standards Technical Services Co., Ltd. Shenzhen Branch

Report No.: HKES170100014202

Page: 127 of 207



Test mode:	802.11n(HT20)	Test channel:	Middle
------------	---------------	---------------	--------

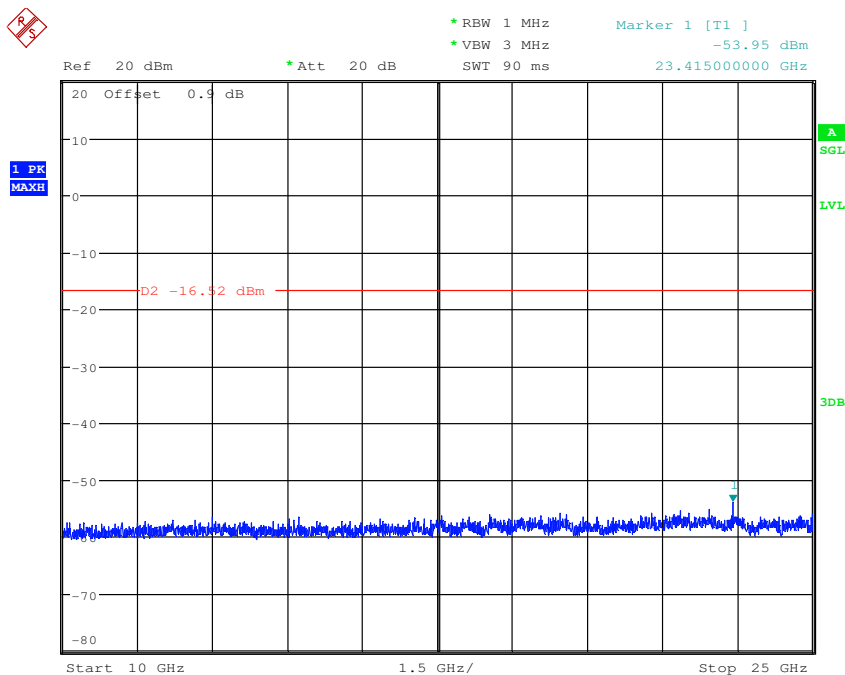
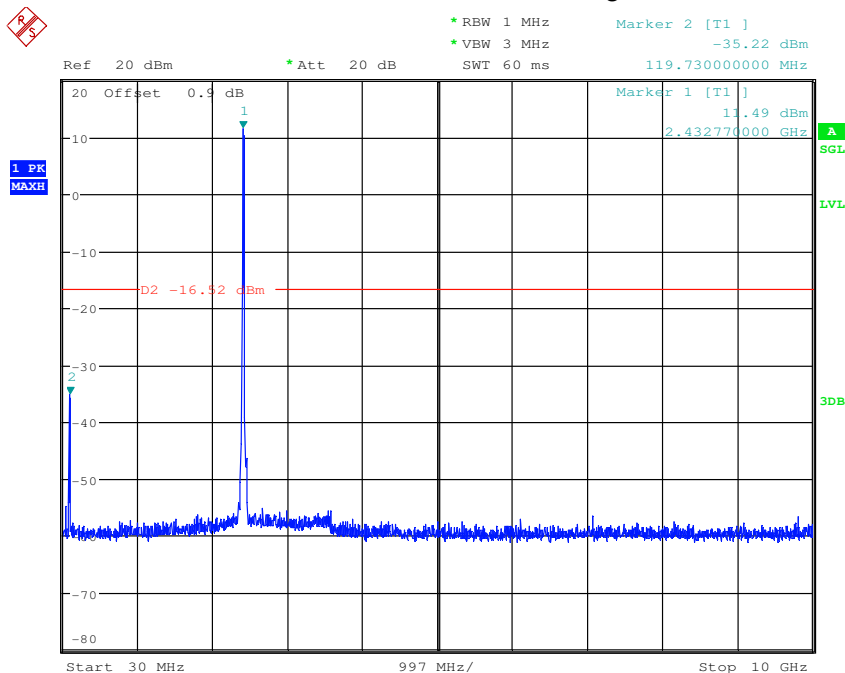




# SGS-CSTC Standards Technical Services Co., Ltd. Shenzhen Branch

Report No.: HKES170100014202

Page: 128 of 207





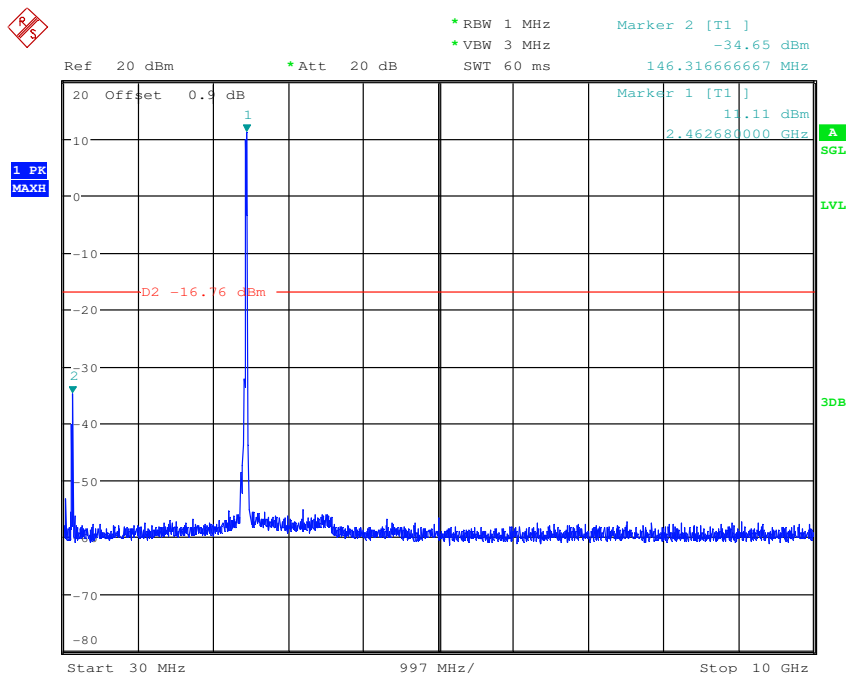
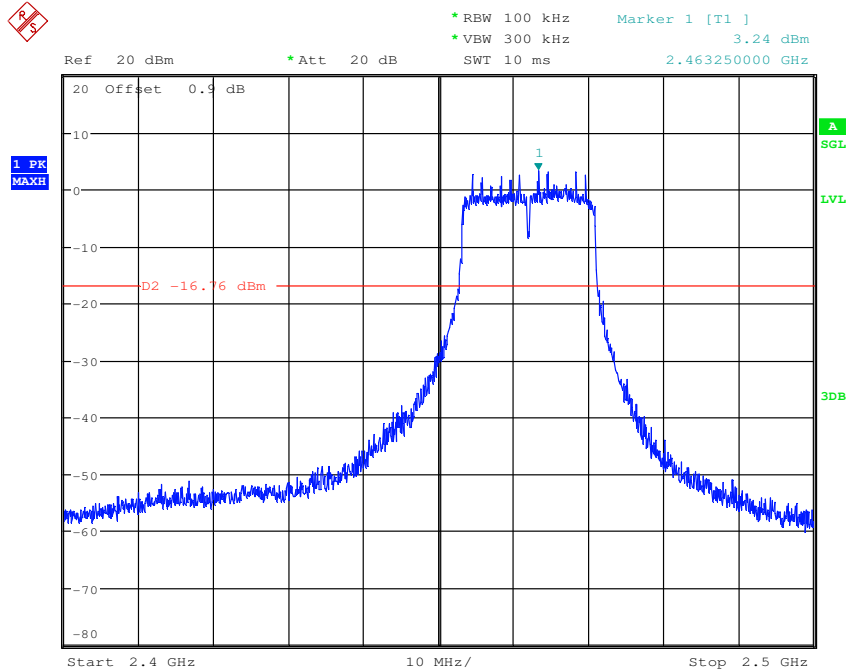


# SGS-CSTC Standards Technical Services Co., Ltd. Shenzhen Branch

Report No.: HKES170100014202

Page: 129 of 207

Test mode:	802.11n(HT20)	Test channel:	Highest
------------	---------------	---------------	---------

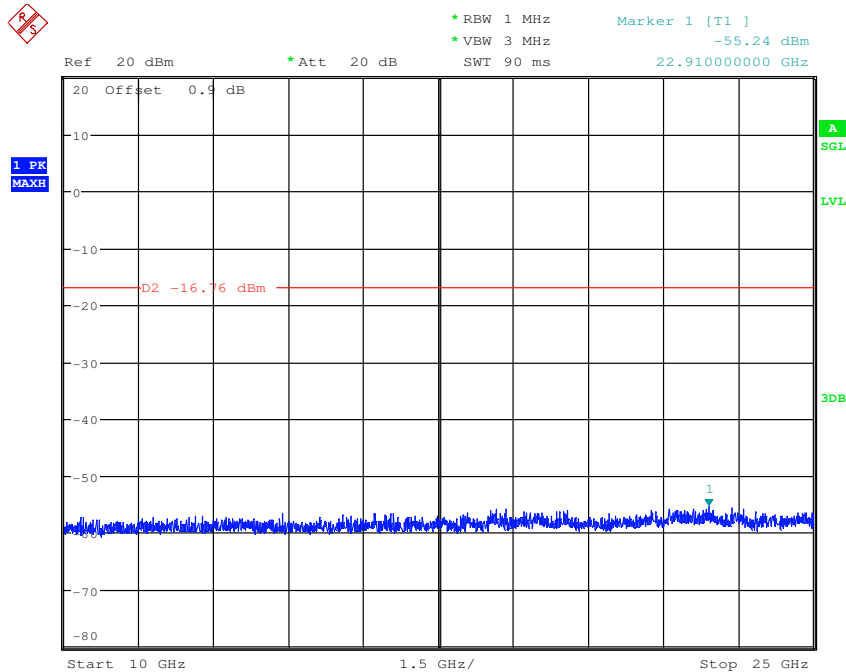




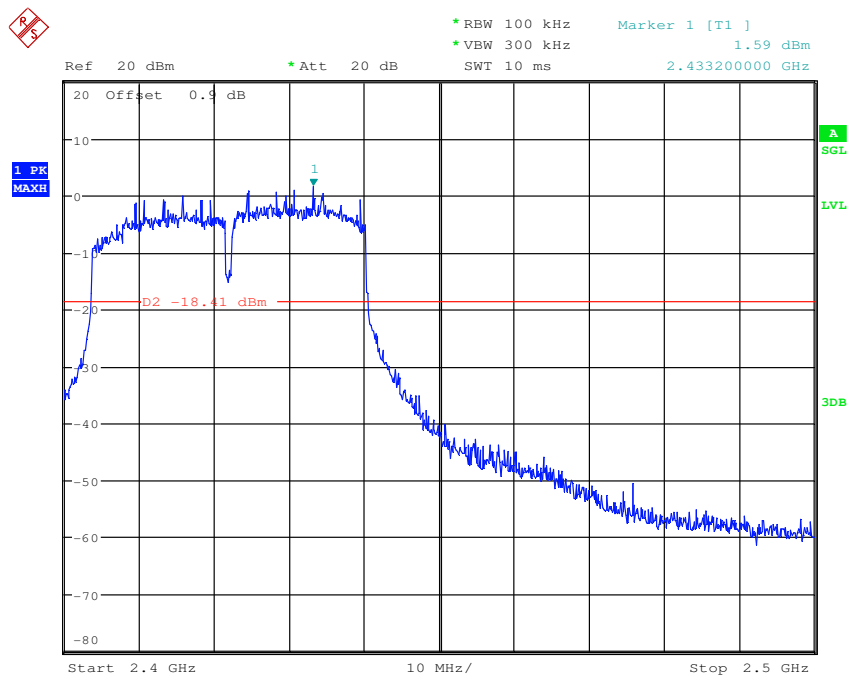
# SGS-CSTC Standards Technical Services Co., Ltd. Shenzhen Branch

Report No.: HKES170100014202

Page: 130 of 207



Test mode:	802.11n(HT40)	Test channel:	Lowest
------------	---------------	---------------	--------

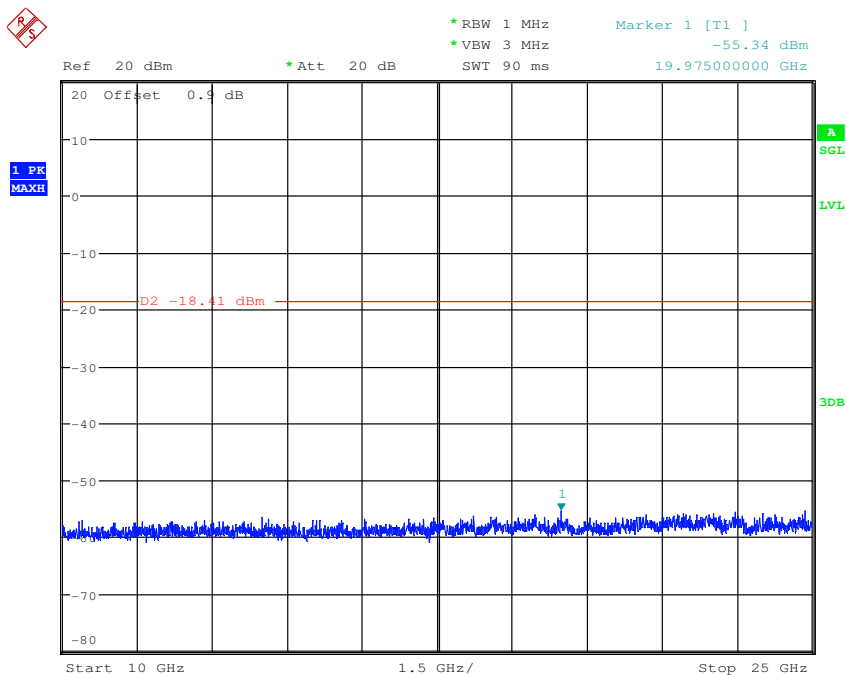
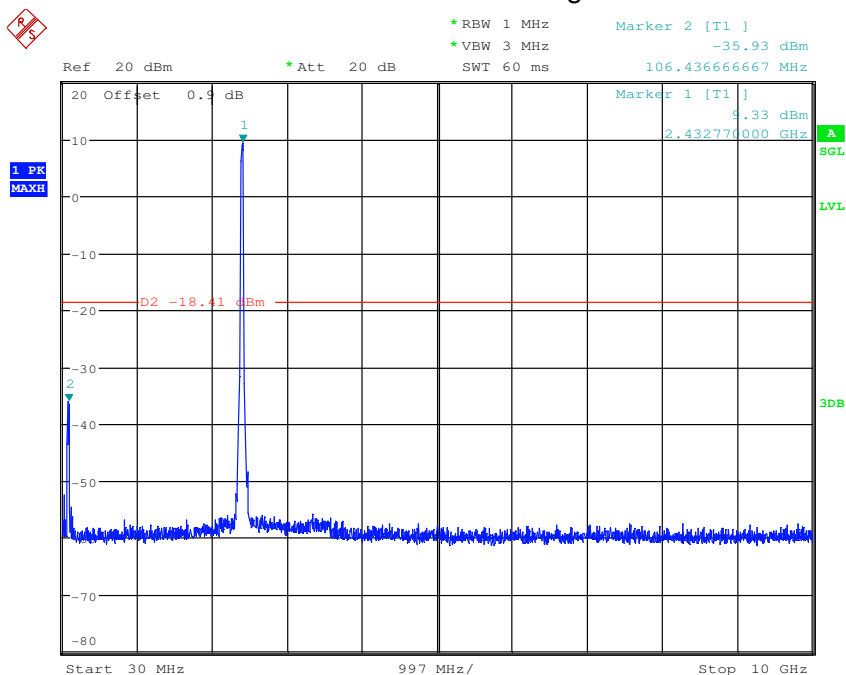




# SGS-CSTC Standards Technical Services Co., Ltd. Shenzhen Branch

Report No.: HKES170100014202

Page: 131 of 207



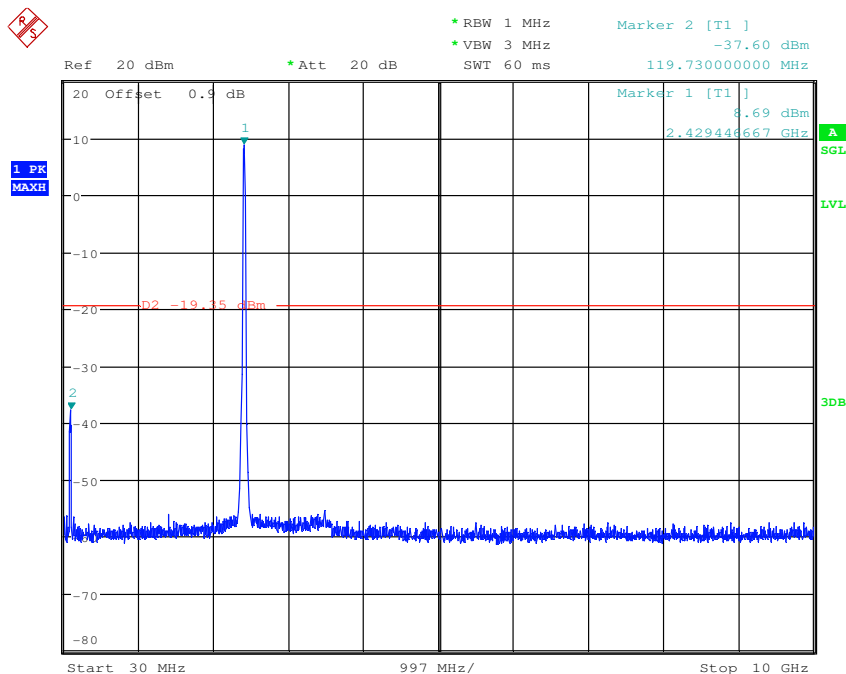
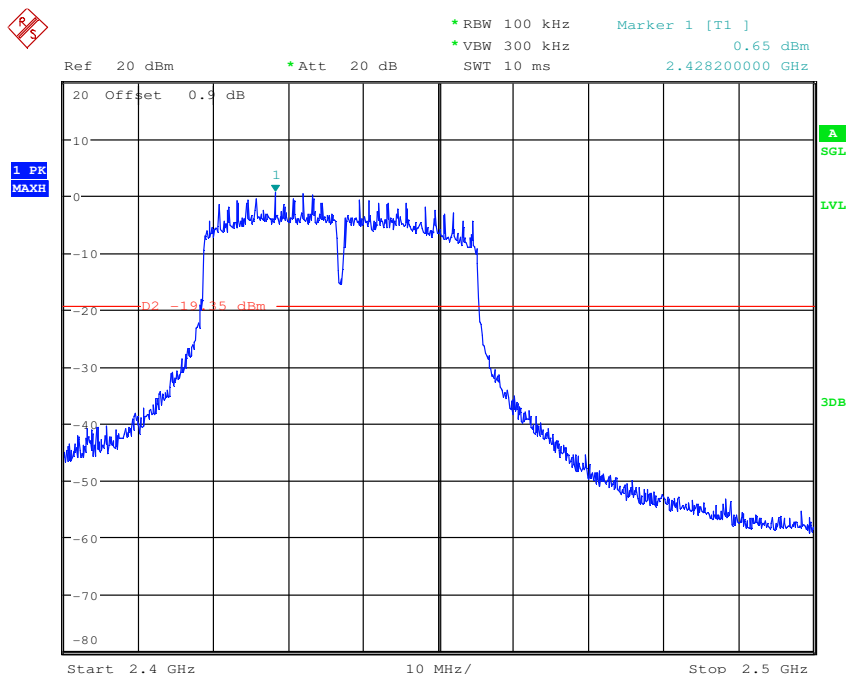


# SGS-CSTC Standards Technical Services Co., Ltd. Shenzhen Branch

Report No.: HKES170100014202

Page: 132 of 207

Test mode:	802.11n(HT40)	Test channel:	Middle
------------	---------------	---------------	--------

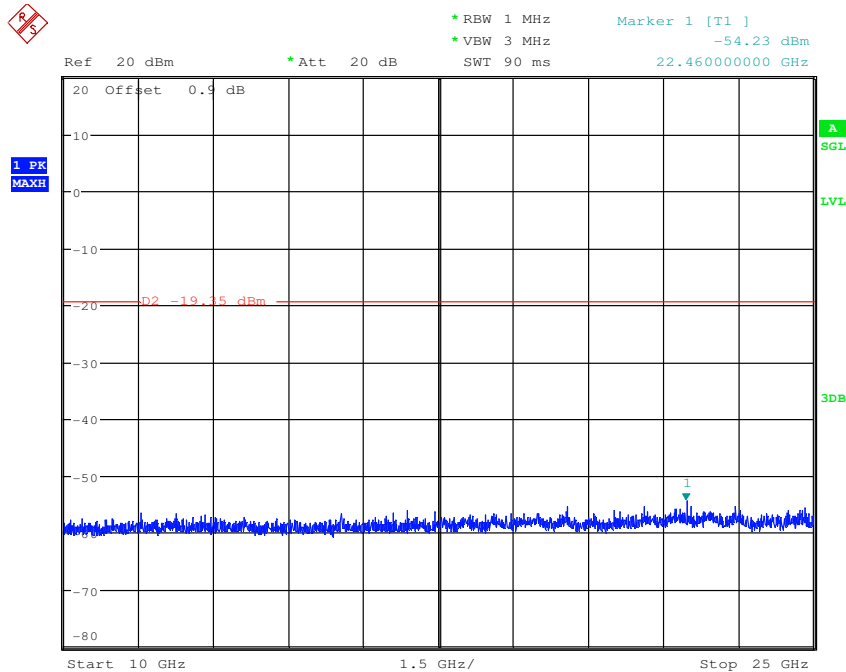




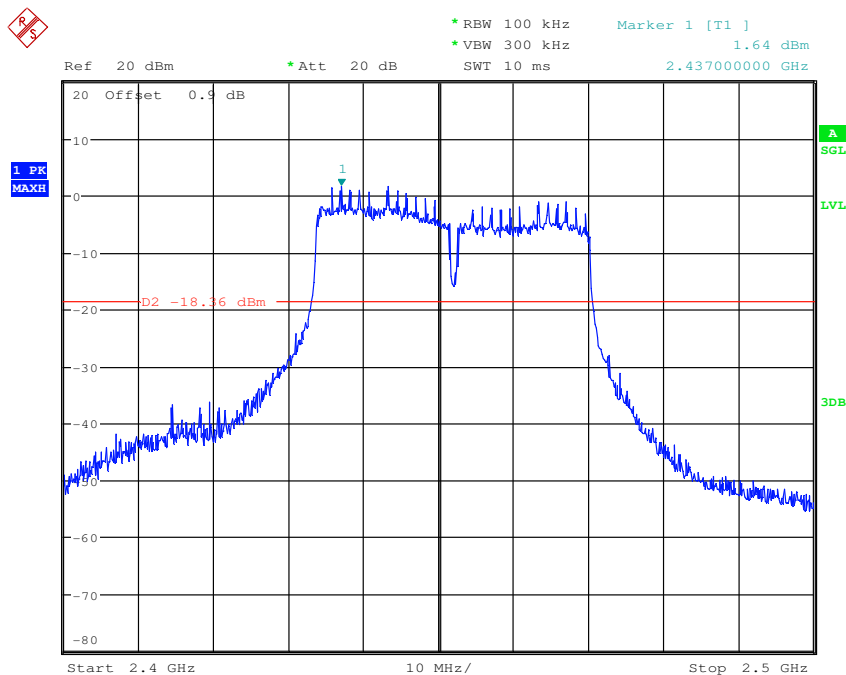
# SGS-CSTC Standards Technical Services Co., Ltd. Shenzhen Branch

Report No.: HKES170100014202

Page: 133 of 207



Test mode:	802.11n(HT40)	Test channel:	Highest
------------	---------------	---------------	---------

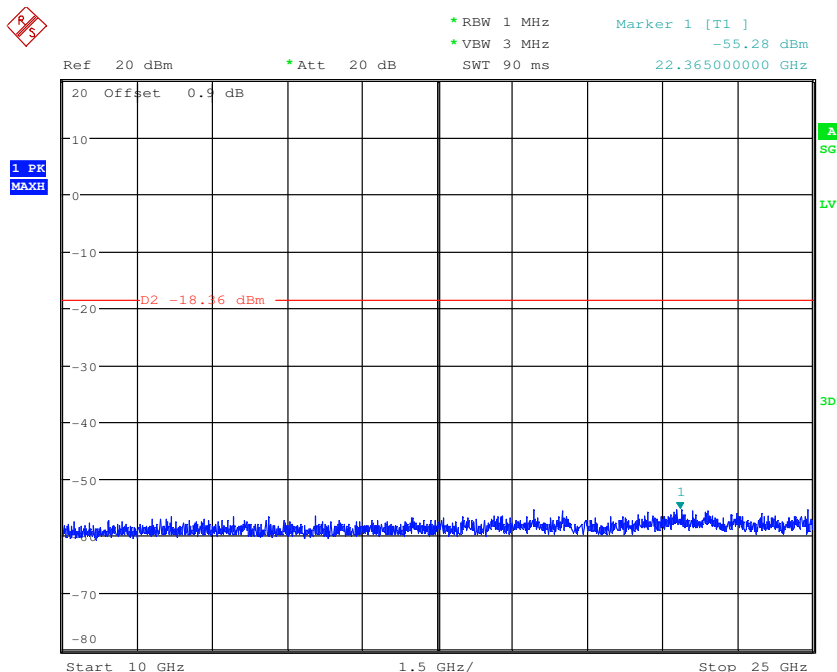
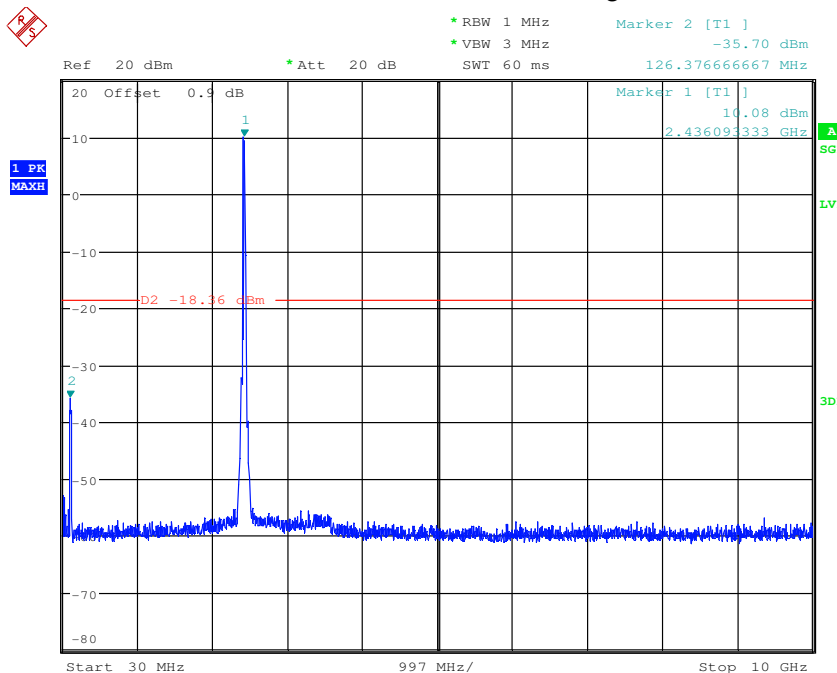




# SGS-CSTC Standards Technical Services Co., Ltd. Shenzhen Branch

Report No.: HKES170100014202

Page: 134 of 207





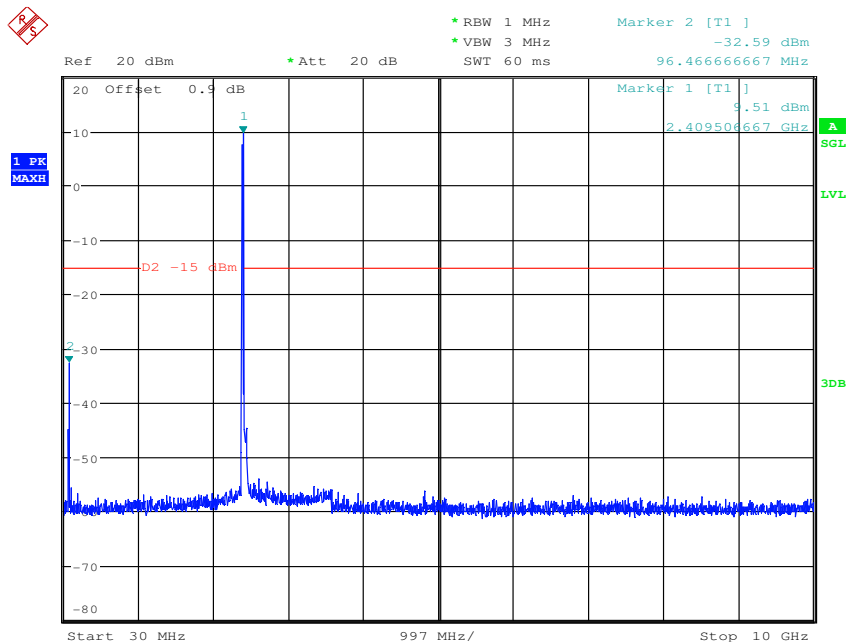
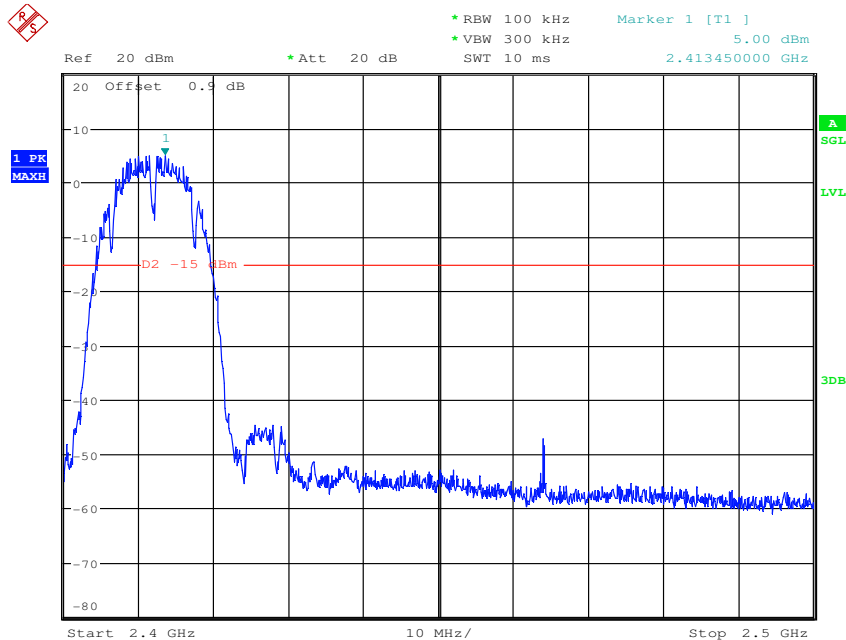
# SGS-CSTC Standards Technical Services Co., Ltd. Shenzhen Branch

Report No.: HKES170100014202

Page: 135 of 207

## Antenna 2

Test mode:	802.11b	Test channel:	Lowest
------------	---------	---------------	--------

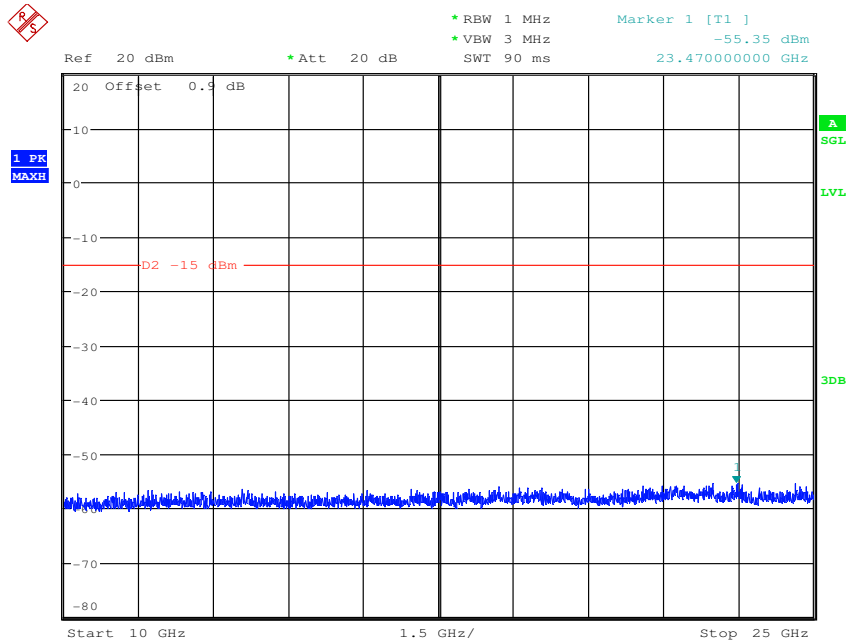




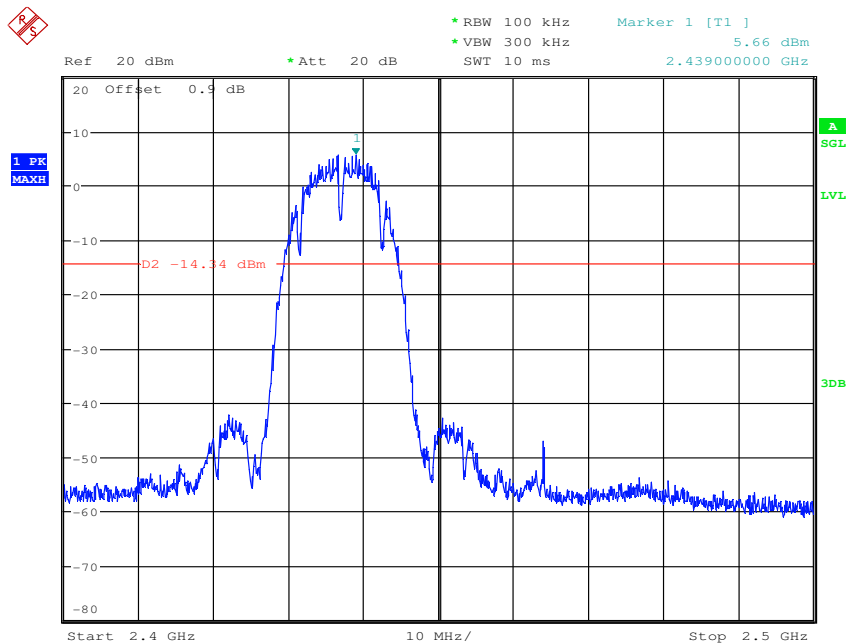
# SGS-CSTC Standards Technical Services Co., Ltd. Shenzhen Branch

Report No.: HKES170100014202

Page: 136 of 207



Test mode:	802.11b	Test channel:	Middle
------------	---------	---------------	--------



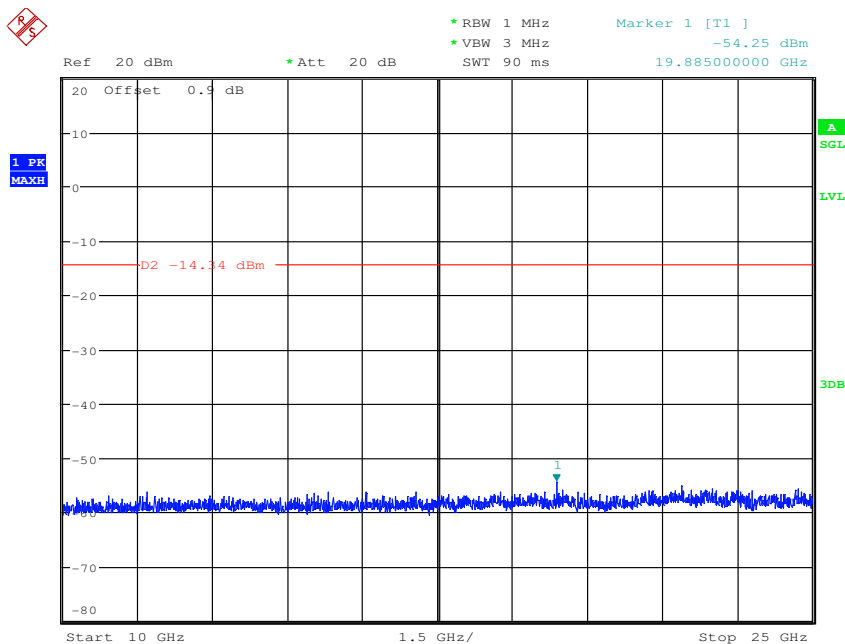
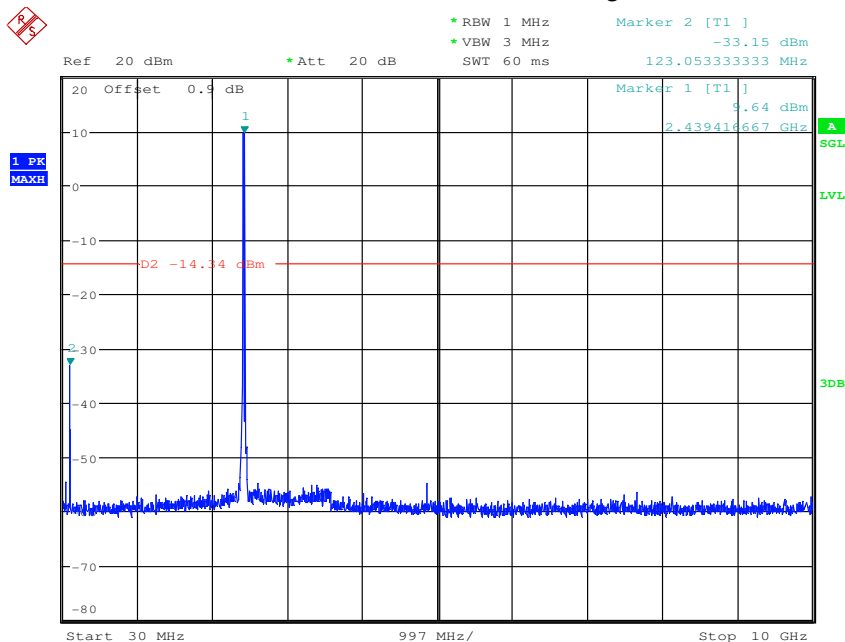




# SGS-CSTC Standards Technical Services Co., Ltd. Shenzhen Branch

Report No.: HKES170100014202

Page: 137 of 207



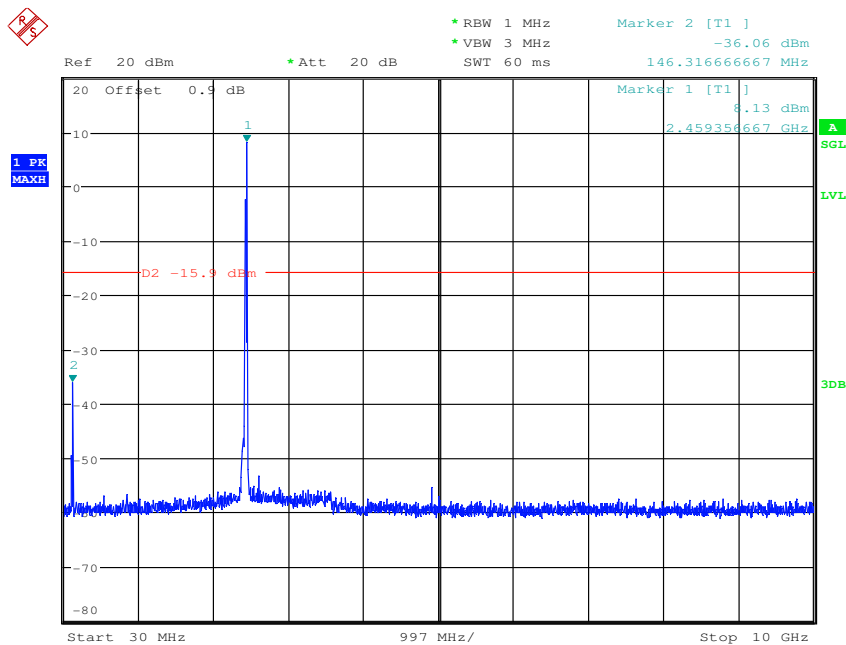
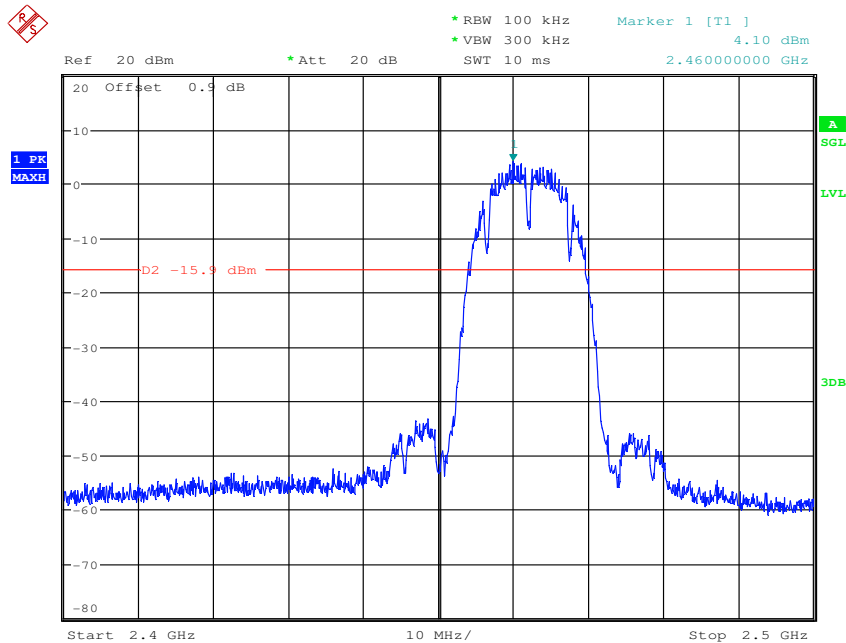


# SGS-CSTC Standards Technical Services Co., Ltd. Shenzhen Branch

Report No.: HKES170100014202

Page: 138 of 207

Test mode:	802.11b	Test channel:	Highest
------------	---------	---------------	---------

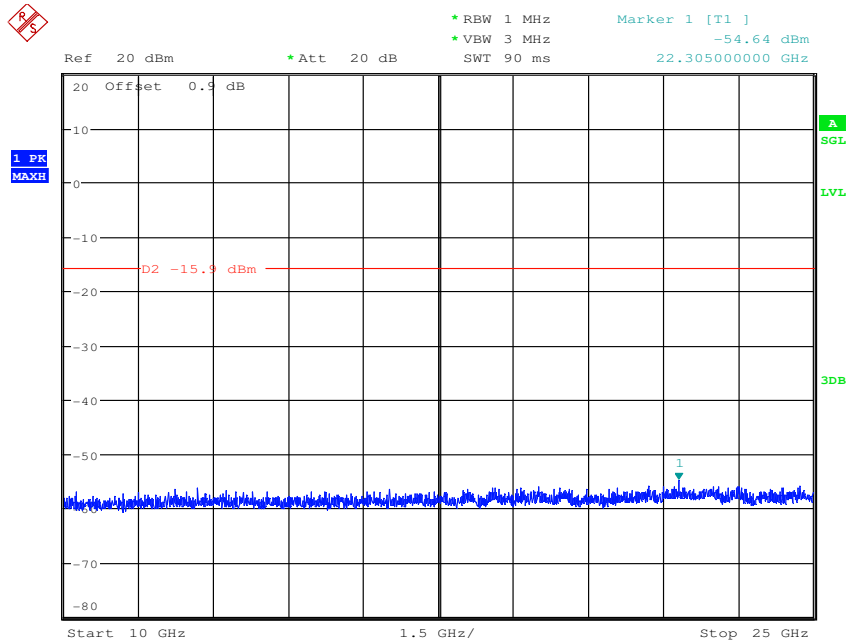




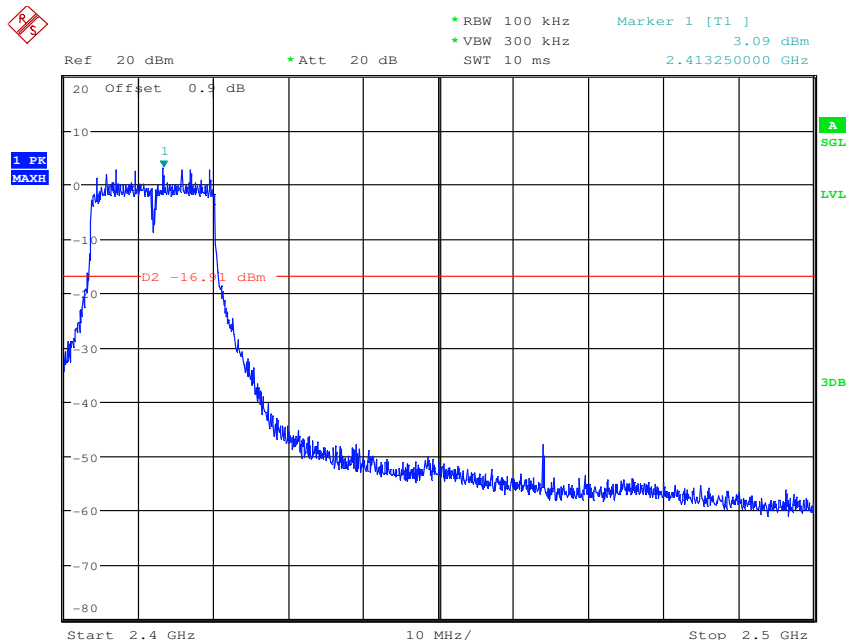
# SGS-CSTC Standards Technical Services Co., Ltd. Shenzhen Branch

Report No.: HKES170100014202

Page: 139 of 207



Test mode:	802.11g	Test channel:	Lowest
------------	---------	---------------	--------

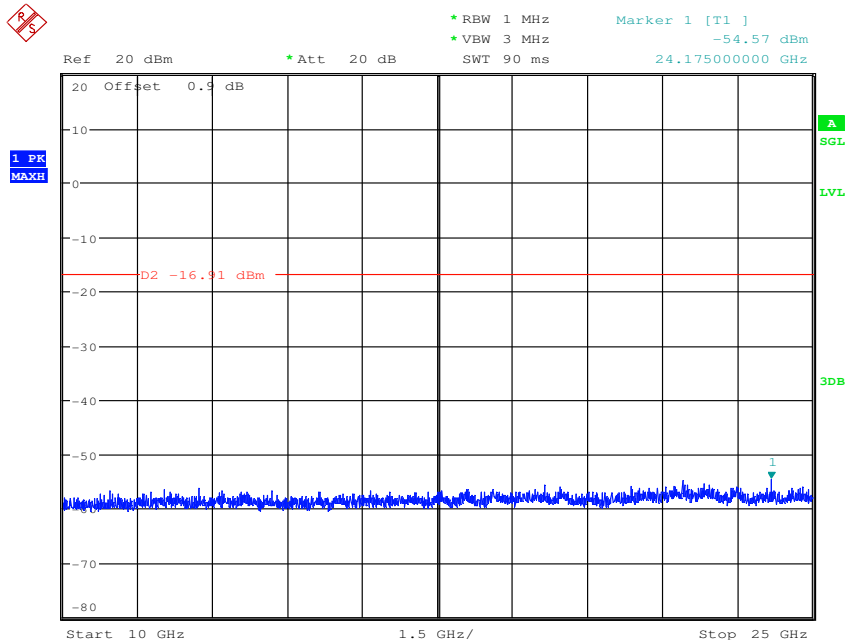
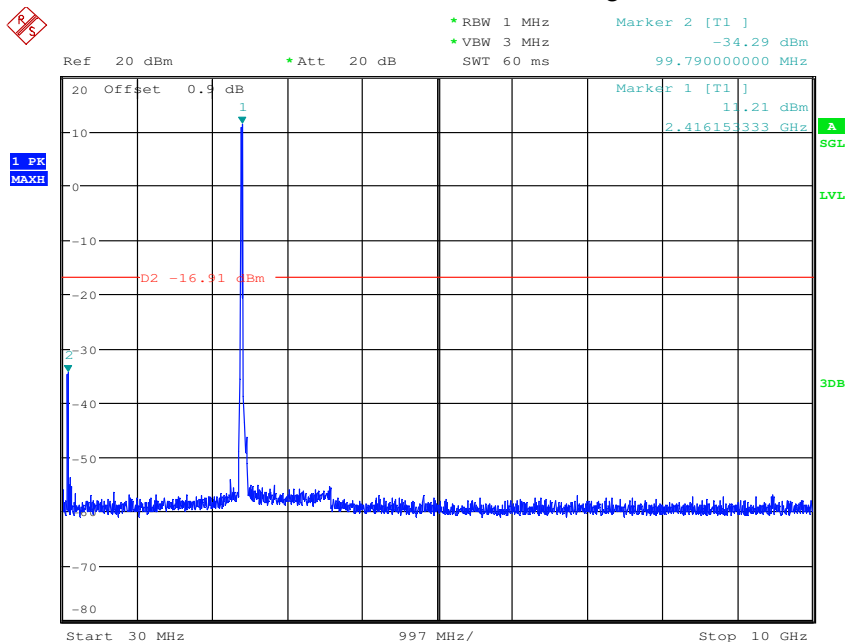




# SGS-CSTC Standards Technical Services Co., Ltd. Shenzhen Branch

Report No.: HKES170100014202

Page: 140 of 207



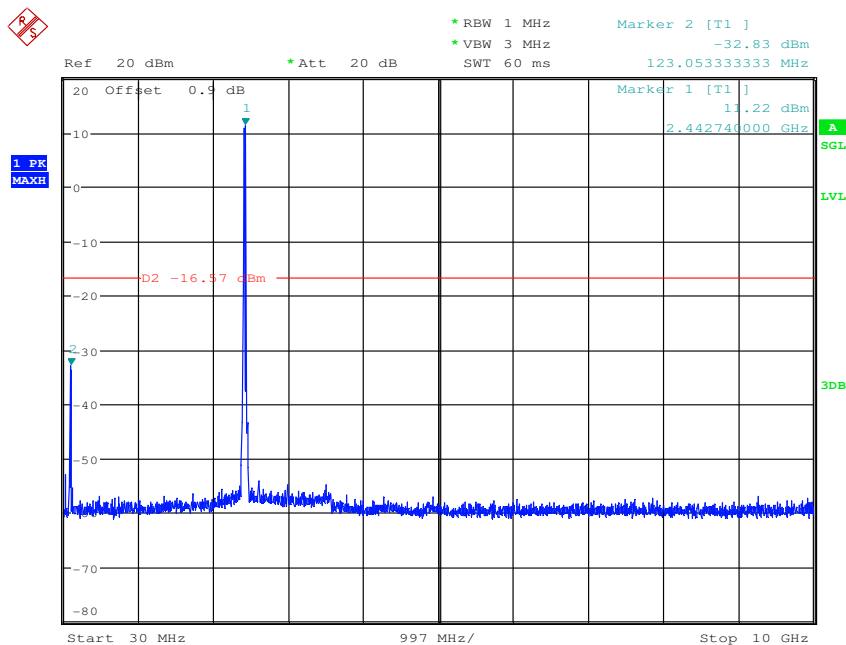
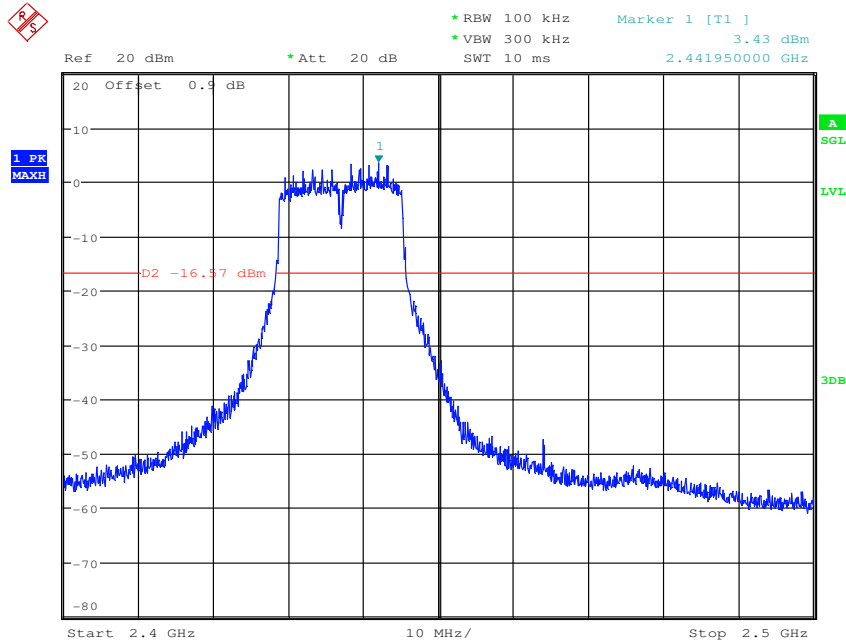


# SGS-CSTC Standards Technical Services Co., Ltd. Shenzhen Branch

Report No.: HKES170100014202

Page: 141 of 207

Test mode:	802.11g	Test channel:	Middle
------------	---------	---------------	--------

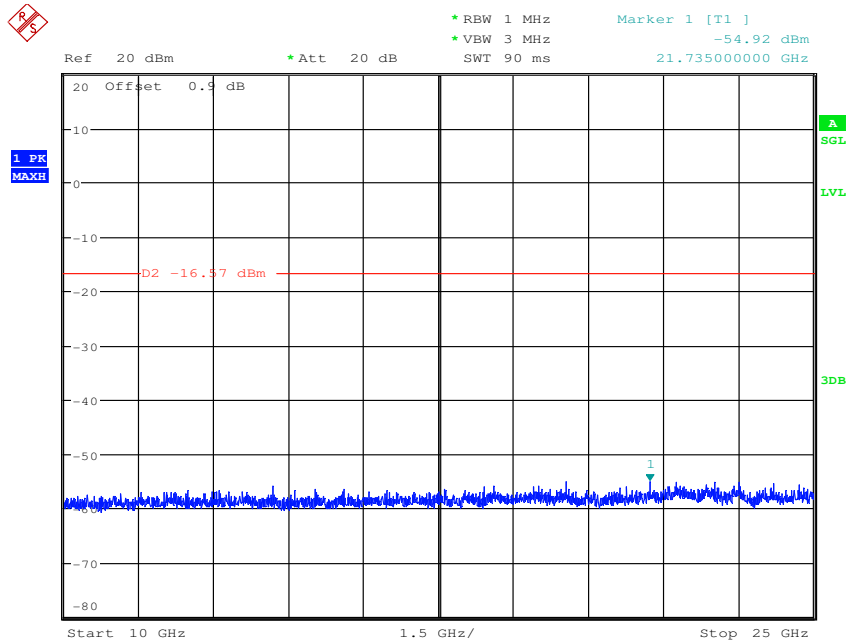




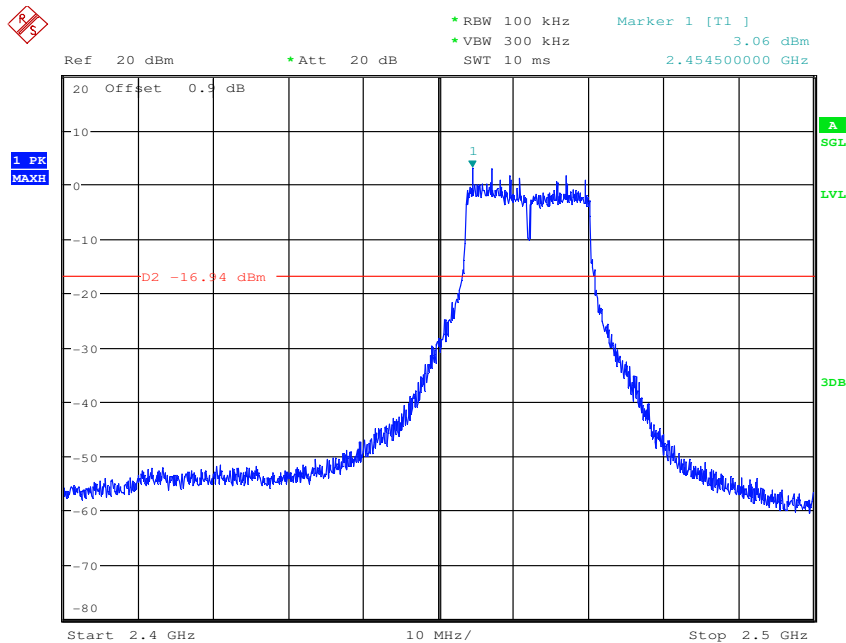
# SGS-CSTC Standards Technical Services Co., Ltd. Shenzhen Branch

Report No.: HKES170100014202

Page: 142 of 207



Test mode:	802.11g	Test channel:	Highest
------------	---------	---------------	---------

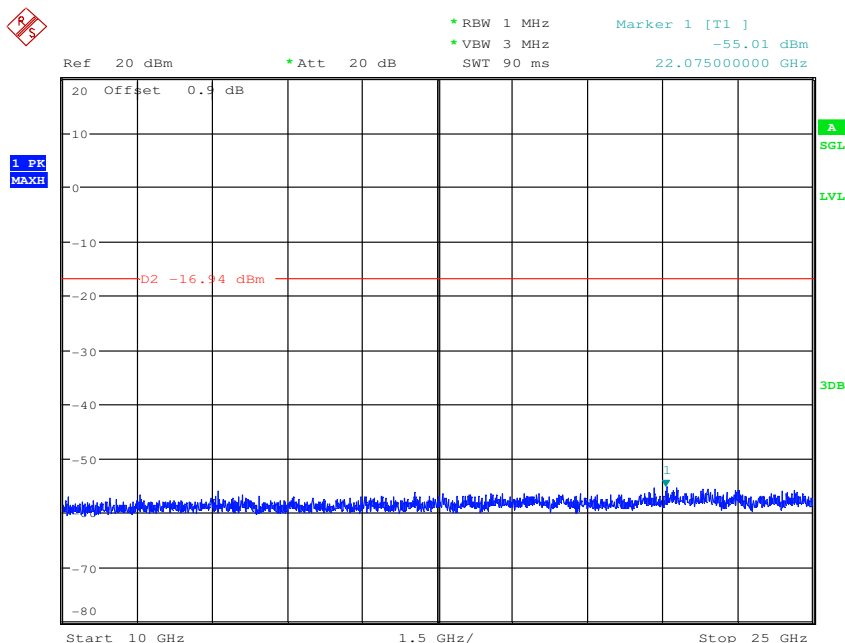
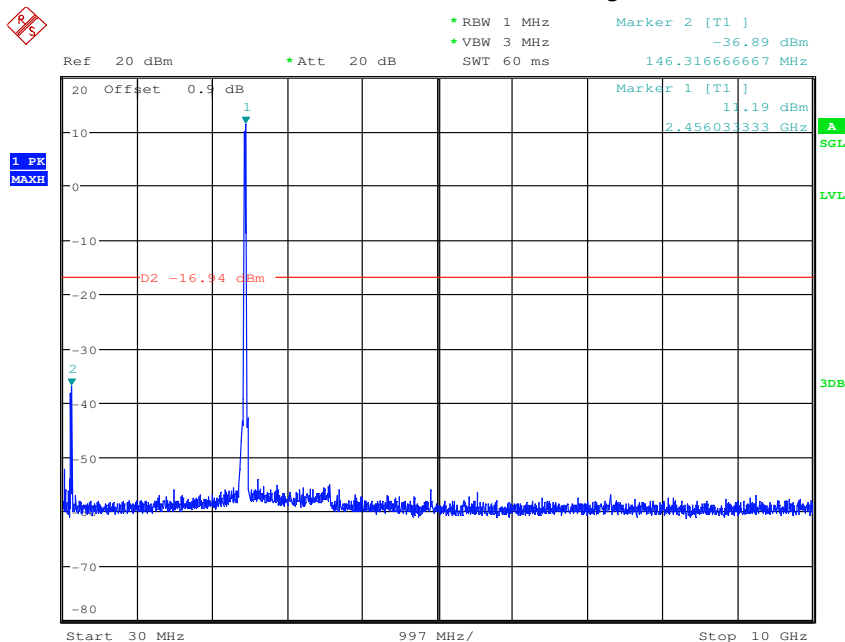




# SGS-CSTC Standards Technical Services Co., Ltd. Shenzhen Branch

Report No.: HKES170100014202

Page: 143 of 207



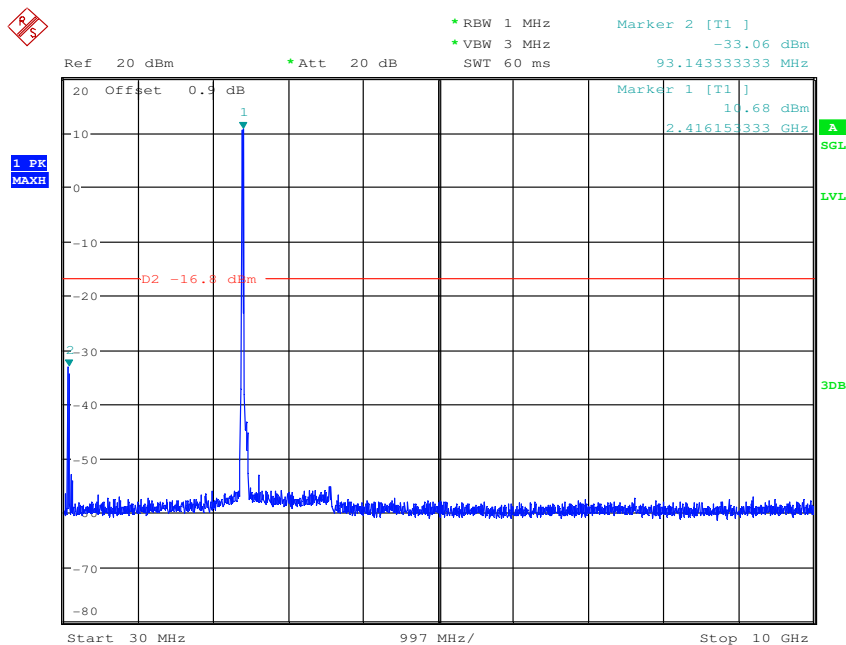
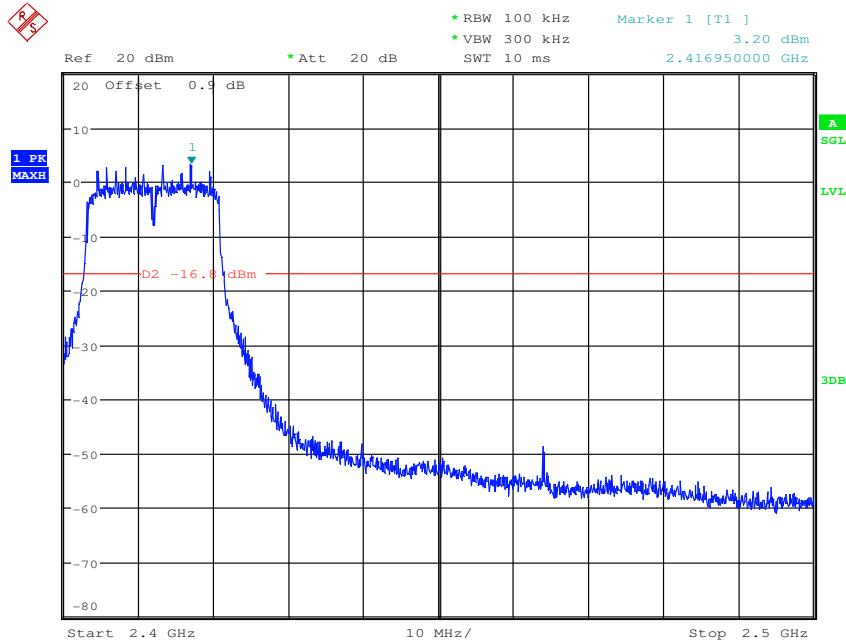


# SGS-CSTC Standards Technical Services Co., Ltd. Shenzhen Branch

Report No.: HKES170100014202

Page: 144 of 207

Test mode:	802.11n(HT20)	Test channel:	Lowest
------------	---------------	---------------	--------



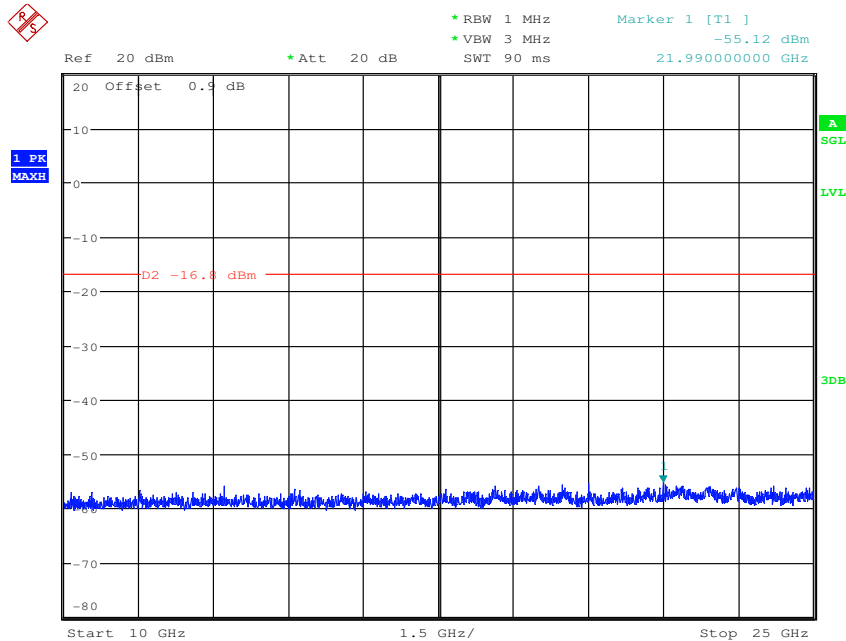




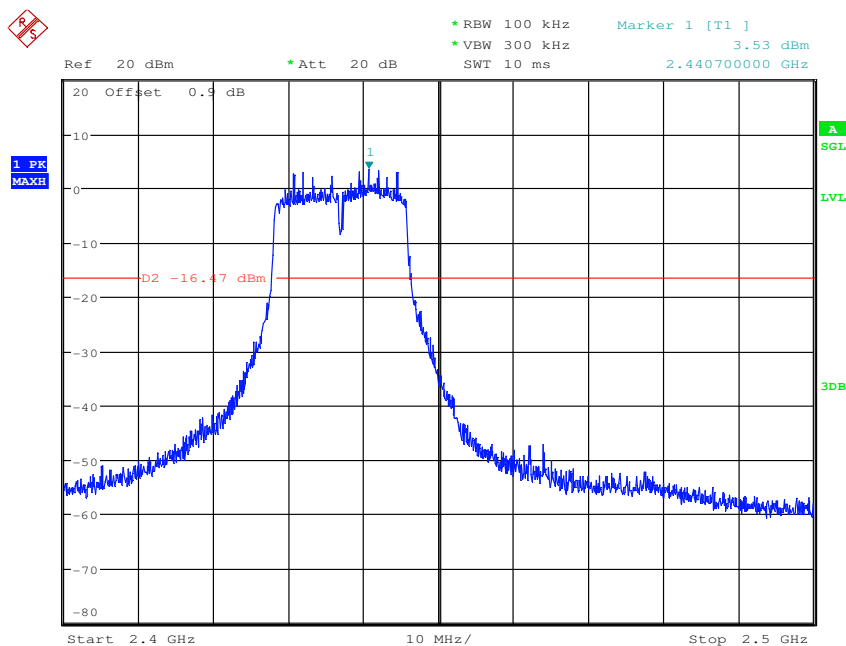
# SGS-CSTC Standards Technical Services Co., Ltd. Shenzhen Branch

Report No.: HKES170100014202

Page: 145 of 207



Test mode:	802.11n(HT20)	Test channel:	Middle
------------	---------------	---------------	--------

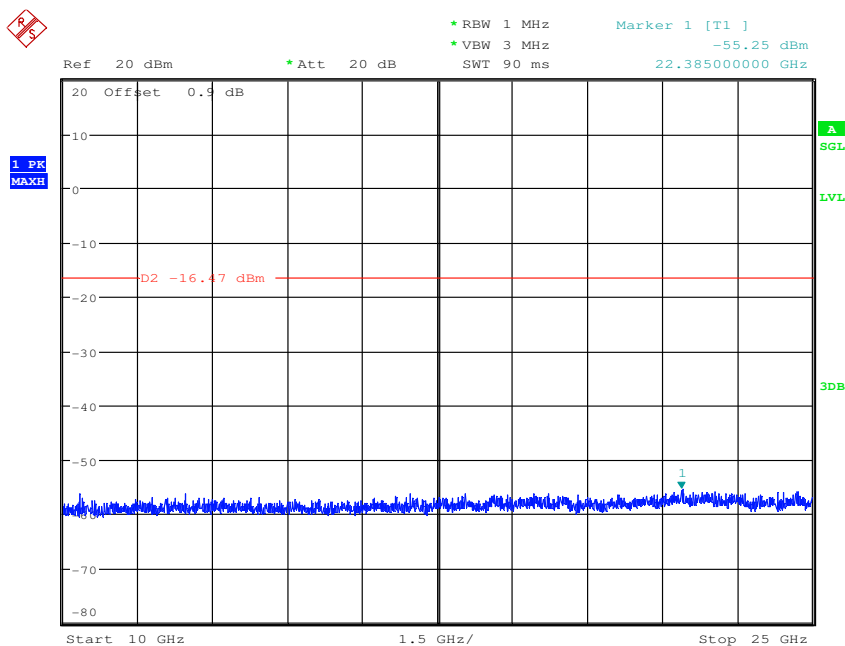
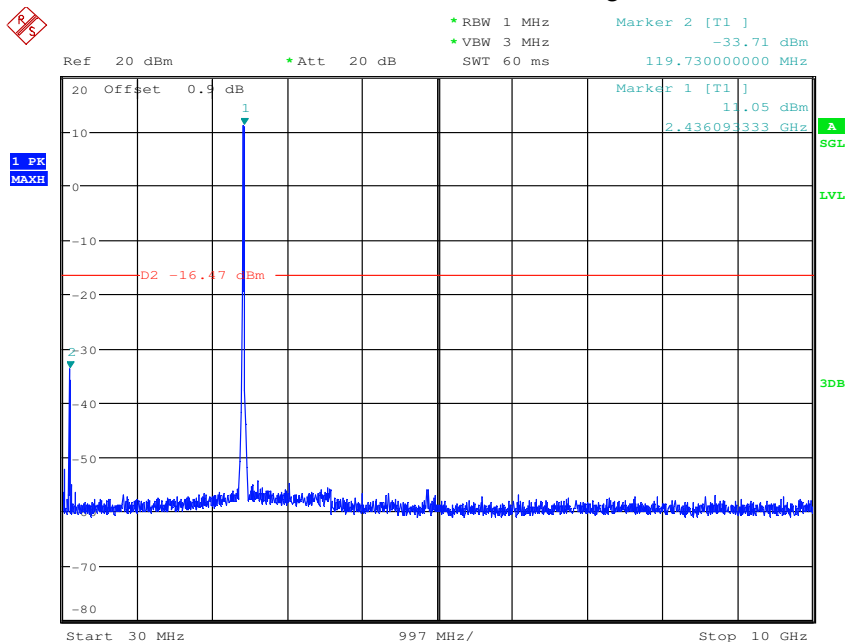




# SGS-CSTC Standards Technical Services Co., Ltd. Shenzhen Branch

Report No.: HKES170100014202

Page: 146 of 207



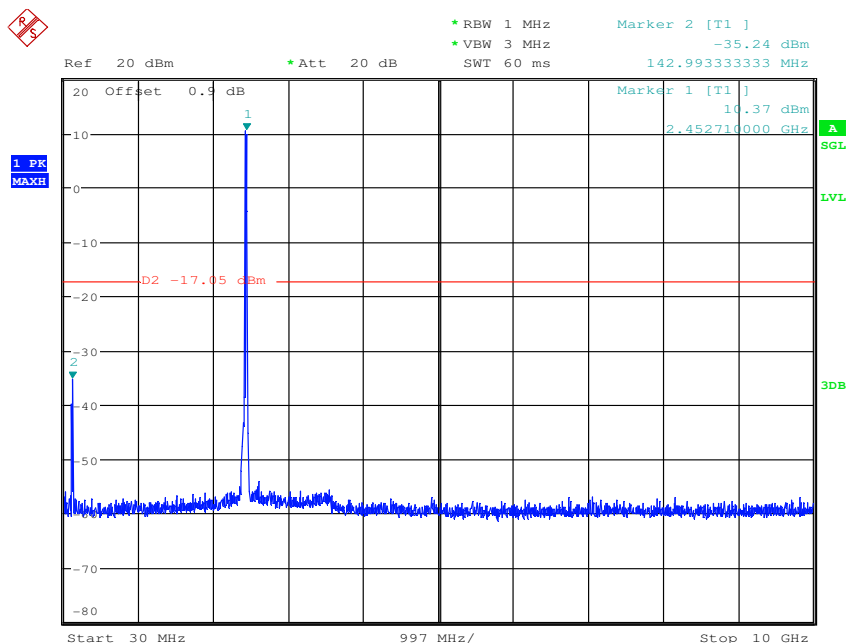
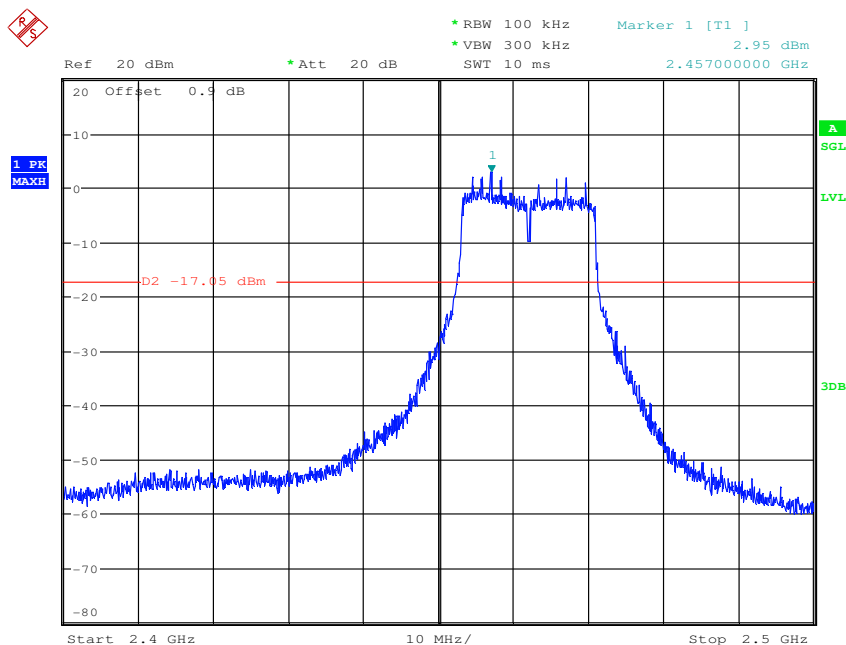


# SGS-CSTC Standards Technical Services Co., Ltd. Shenzhen Branch

Report No.: HKES170100014202

Page: 147 of 207

Test mode:	802.11n(HT20)	Test channel:	Highest
------------	---------------	---------------	---------

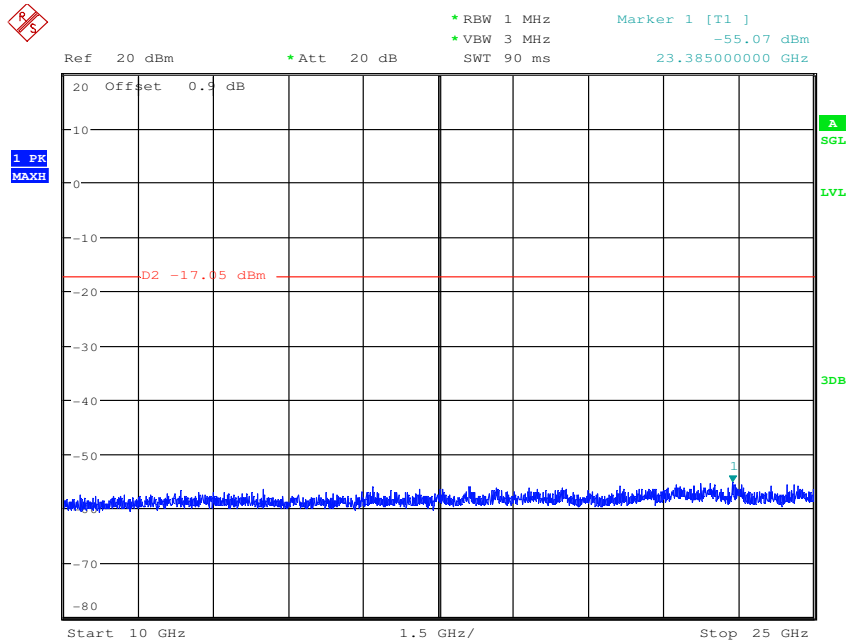




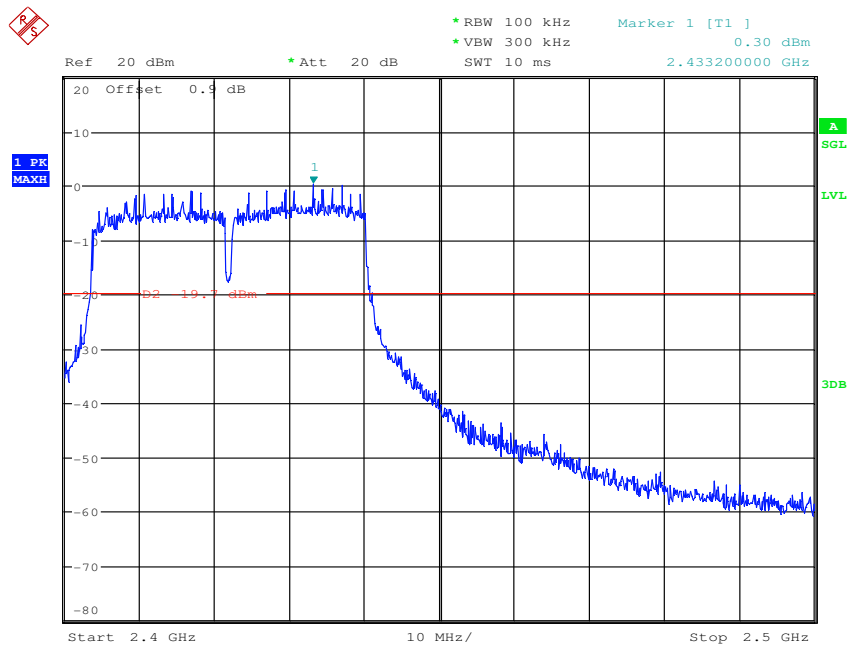
# SGS-CSTC Standards Technical Services Co., Ltd. Shenzhen Branch

Report No.: HKES170100014202

Page: 148 of 207



Test mode:	802.11n(HT40)	Test channel:	Lowest
------------	---------------	---------------	--------

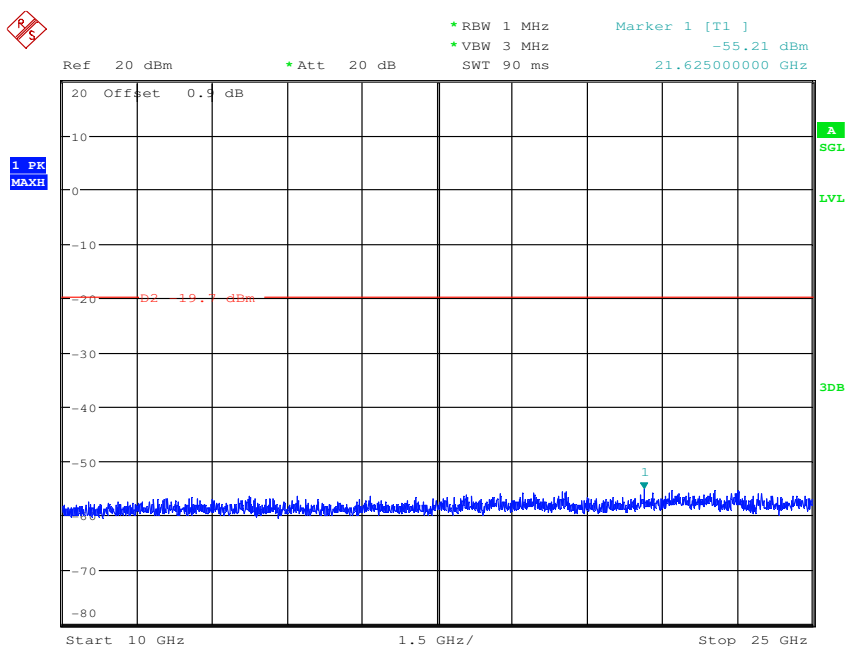
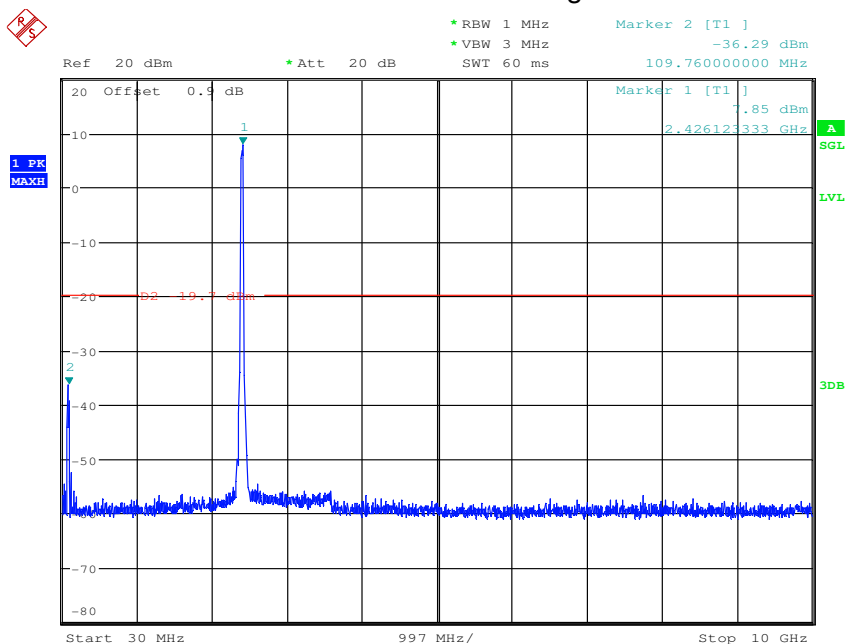




# SGS-CSTC Standards Technical Services Co., Ltd. Shenzhen Branch

Report No.: HKES170100014202

Page: 149 of 207



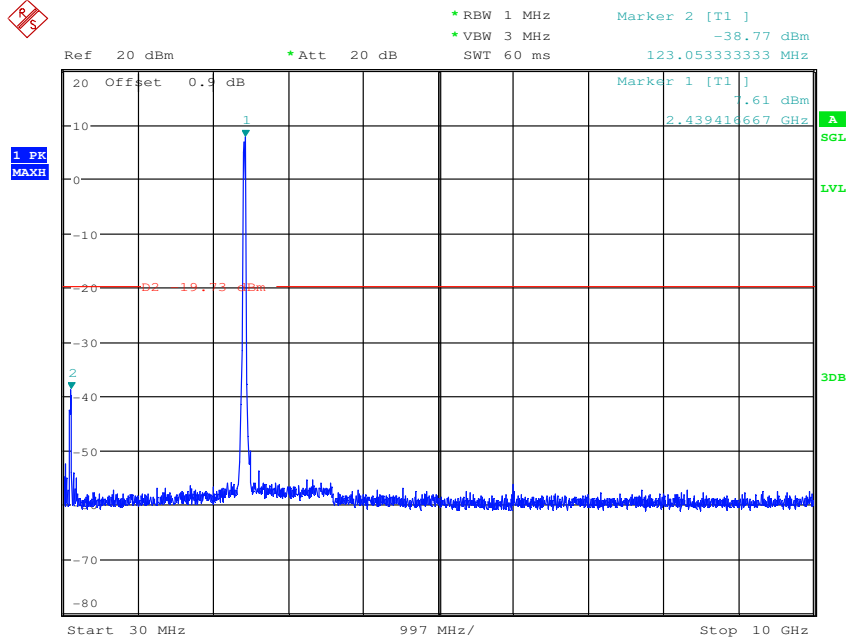
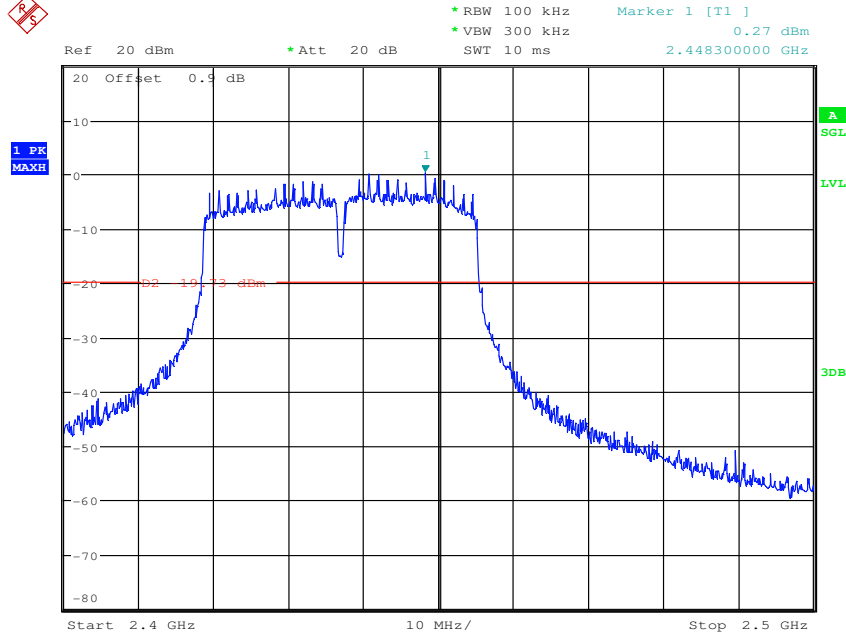


# SGS-CSTC Standards Technical Services Co., Ltd. Shenzhen Branch

Report No.: HKES170100014202

Page: 150 of 207

Test mode:	802.11n(HT40)	Test channel:	Middle
------------	---------------	---------------	--------

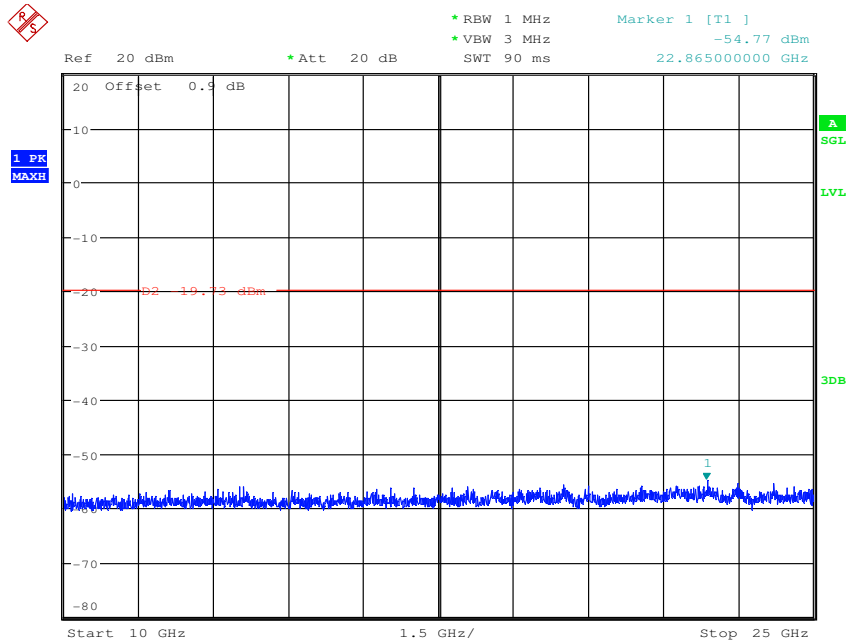




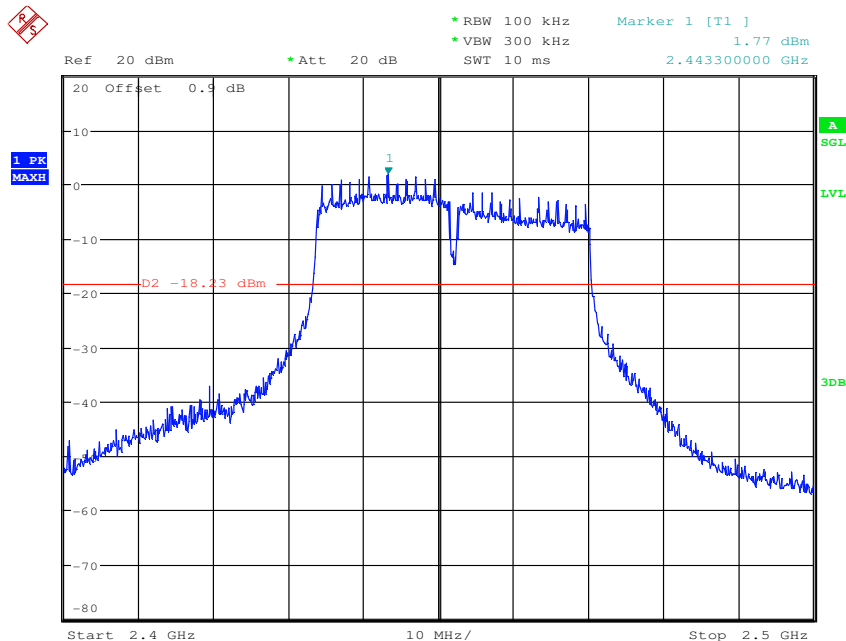
# SGS-CSTC Standards Technical Services Co., Ltd. Shenzhen Branch

Report No.: HKES170100014202

Page: 151 of 207



Test mode:	802.11n(HT40)	Test channel:	Highest
------------	---------------	---------------	---------

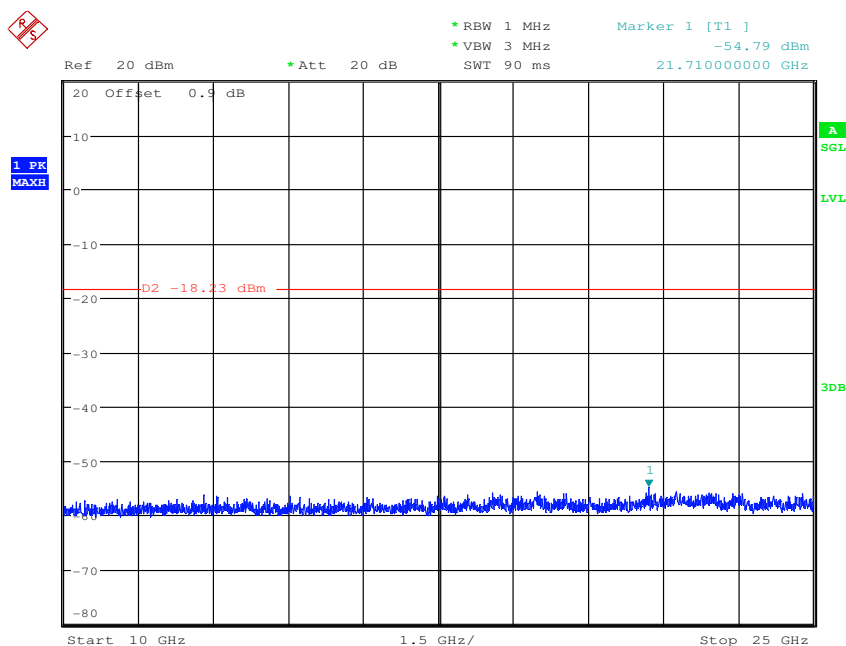
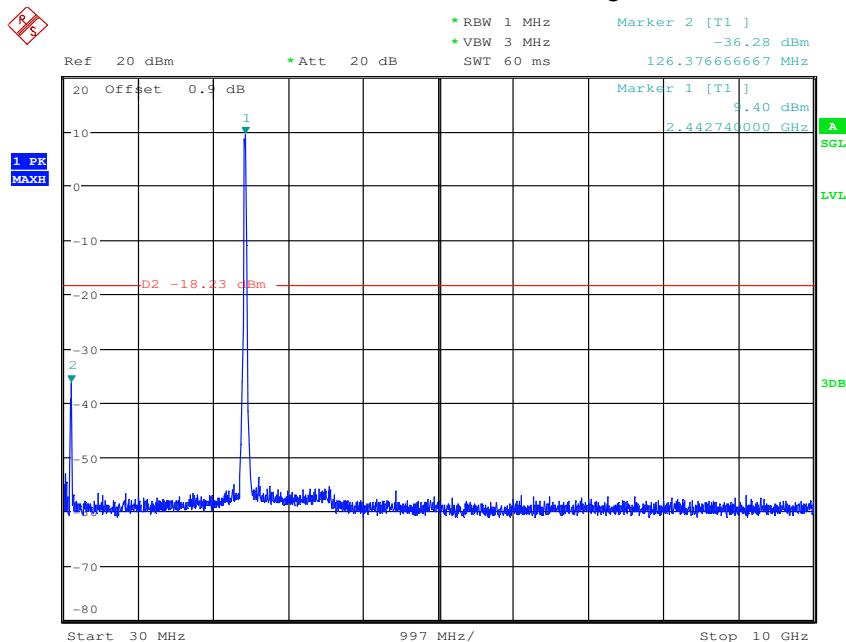




# SGS-CSTC Standards Technical Services Co., Ltd. Shenzhen Branch

Report No.: HKES170100014202

Page: 152 of 207



Remark:

Use 100kHz RBW to determine the relative limit in the band 2.4GHz to 2.5GHz, and Use 1MHz RBW to measure spurious emissions in the band 30MHz to 10GHz and 10GHz to 25GHz. The sweep points set to 30001.





## 6.8 Radiated Spurious Emissions

Test Requirement:	47 CFR Part 15C Section 15.209 and 15.205				
Test Method:	ANSI C63.10 2013, section 11.12.2.7				
Test Site:	Measurement Distance: 3m / 10m				
Receiver Setup:	Frequency	Detector	RBW	VBW	Remark
	0.009MHz-0.090MHz	Peak	10kHz	30kHz	Peak
	0.009MHz-0.090MHz	Average	10kHz	30kHz	Average
	0.090MHz-0.110MHz	Quasi-peak	10kHz	30kHz	Quasi-peak
	0.110MHz-0.490MHz	Peak	10kHz	30kHz	Peak
	0.110MHz-0.490MHz	Average	10kHz	30kHz	Average
	0.490MHz -30MHz	Quasi-peak	10kHz	30kHz	Quasi-peak
	30MHz-1GHz	Quasi-peak	100 kHz	300kHz	Quasi-peak
	Above 1GHz	Peak	1MHz	3MHz	Peak
		Peak	1MHz	10Hz	Average
Limit:	Frequency	Field strength (microvolt/meter)	Limit (dBuV/m)	Remark	Measurement distance (m)
	0.009MHz-0.490MHz	2400/F(kHz)	-	-	300
	0.490MHz-1.705MHz	24000/F(kHz)	-	-	30
	1.705MHz-30MHz	30	-	-	30
	30MHz-88MHz	100	40.0	Quasi-peak	3
	88MHz-216MHz	150	43.5	Quasi-peak	3
	216MHz-960MHz	200	46.0	Quasi-peak	3
	960MHz-1GHz	500	54.0	Quasi-peak	3
	Above 1GHz	500	54.0	Average	3
Note: 15.35(b), Unless otherwise specified, the limit on peak radio frequency emissions is 20dB above the maximum permitted average emission limit applicable to the equipment under test. This peak limit applies to the total peak emission level radiated by the device.					

**Test Setup:**

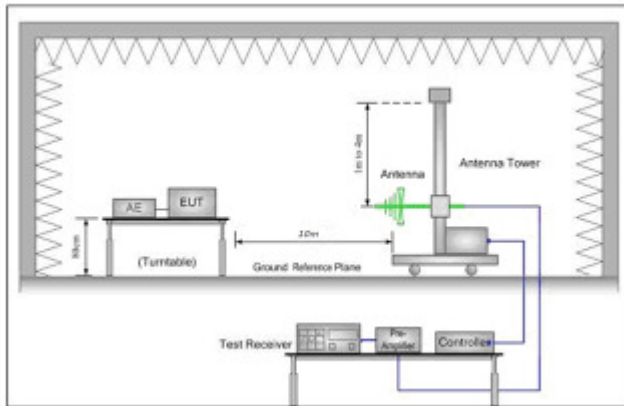


Figure 1. Below 30MHz

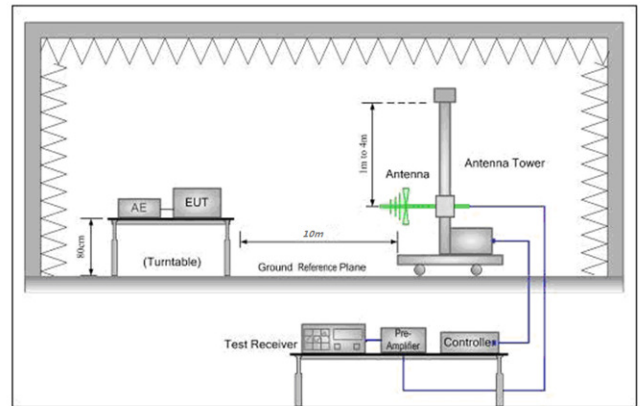


Figure 2. 30MHz to 1GHz

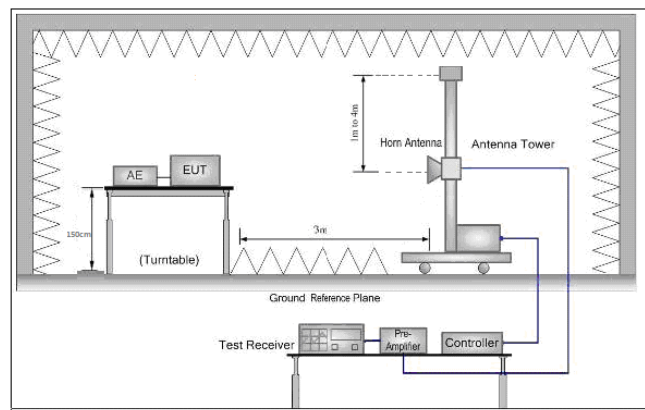


Figure 3. Above 1 GHz

**Test Procedure:**

- For below 1GHz, the EUT was placed on the top of a rotating table 0.8 meters above the ground at a 3 meter semi-anechoic chamber. The table was rotated 360 degrees to determine the position of the highest radiation.
- For above 1GHz, the EUT was placed on the top of a rotating table 1.5 meters above the ground at a 3 meter semi-anechoic chamber. The table was rotated 360 degrees to determine the position of the highest radiation
- The EUT was set 3 meters away from the interference-receiving antenna, which was mounted on the top of a variable-height antenna tower.
- The antenna height is varied from one meter to four meters above the ground to determine the maximum value of the field strength. Both horizontal and vertical polarizations of the antenna are set to make the measurement.
- For each suspected emission, the EUT was arranged to its worst case and then the antenna was tuned to heights from 1 meter to 4 meters (for the test frequency of below 30MHz, the antenna was tuned to heights 1 meter) and the rotatable table was turned from 0 degrees to 360 degrees to find the maximum reading.
- The test-receiver system was set to Peak Detect Function and Specified Bandwidth with Maximum Hold Mode.



**SGS-CSTC Standards Technical Services Co., Ltd.**  
**Shenzhen Branch**

Report No.: HKES170100014202

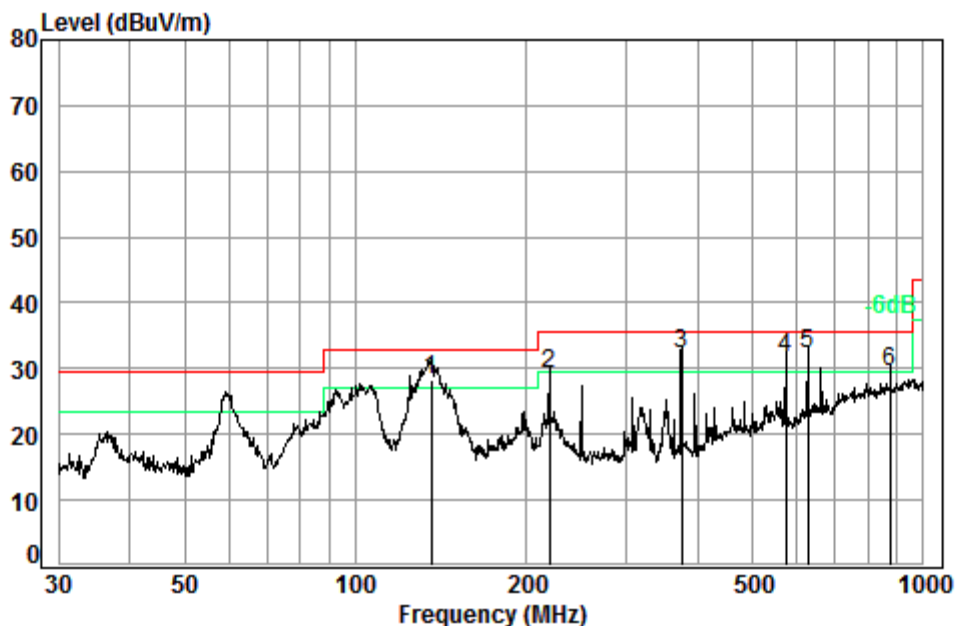
Page: 155 of 207

	<p>g. If the emission level of the EUT in peak mode was 10dB lower than the limit specified, then testing could be stopped and the peak values of the EUT would be reported. Otherwise the emissions that did not have 10dB margin would be re-tested one by one using peak, quasi-peak or average method as specified and then reported in a data sheet.</p> <p>h. Test the EUT in the lowest channel ,the middle channel ,the Highest channel</p> <p>i. Repeat above procedures until all frequencies measured was complete.</p>
Exploratory Test Mode:	Transmitting with all kind of modulations, data rates.
Final Test Mode:	<p>Through Pre-scan, find the 1Mbps of rate is the worst case of 802.11b; 6Mbps of rate is the worst case of 802.11g ; 6.5Mbps of rate is the worst case of 802.11n(HT20) ; 13.5Mbps of rate is the worst case of 802.11n(HT40)</p> <p>For below 1GHz, through Pre-scan, find the 1Mbps of rate of 802.11b at lowest channel is the worst case.</p> <p>Only the worst case is recorded in the report.</p>
Instruments Used:	Refer to section 5.10 for details
Test Results:	Pass



### 6.8.1 Radiated emission below 1GHz

30MHz~1GHz (QP)		
Test mode:	Transmitting	Vertical



Condition: 10m VERTICAL

Job No. : 00142IT

Test Mode: TX mode

	Freq	Cable Loss	Ant Factor	Preamp Factor	Read Level	Level	Limit Line	Over Limit
	MHz	dB	dB/m	dB	dBuV	dBuV/m	dBuV/m	dB
1	135.98	7.38	12.47	32.76	41.14	28.23	33.00	-4.77
2	219.84	7.70	10.15	32.68	44.16	29.33	35.60	-6.27
3 pp	375.94	8.30	14.41	32.60	42.28	32.39	35.60	-3.21
4	572.61	8.83	18.14	32.60	37.23	31.60	35.60	-4.00
5	625.08	8.96	19.22	32.60	36.76	32.34	35.60	-3.26
6	875.25	9.48	21.89	32.52	30.71	29.56	35.60	-6.04

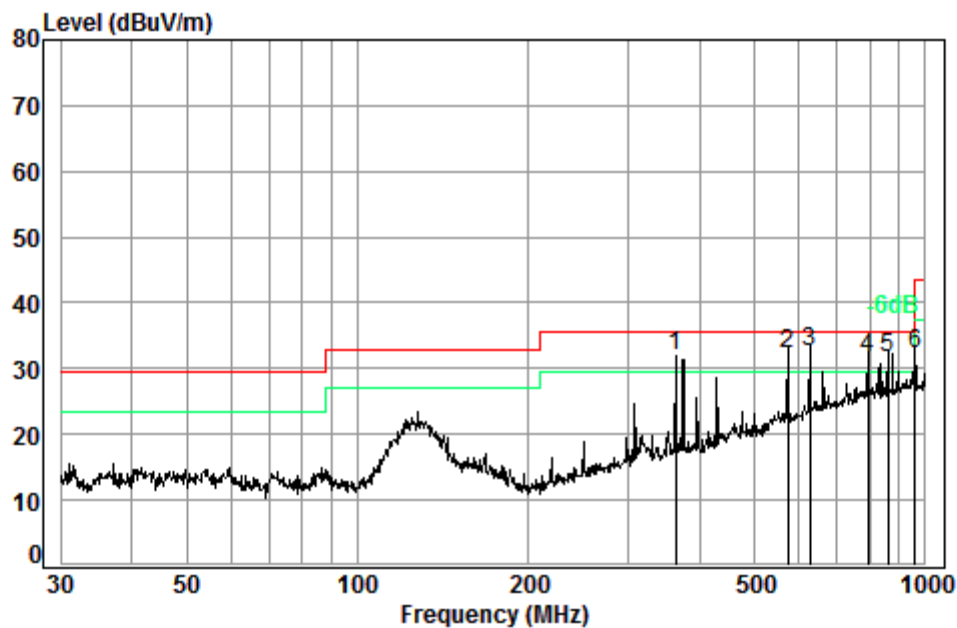


SGS-CSTC Standards Technical Services Co., Ltd.  
Shenzhen Branch

Report No.: HKES170100014202

Page: 157 of 207

Test mode:	Transmitting	Horizontal
------------	--------------	------------



Condition: 10m HORIZONTAL

Job No. : 00142IT

Test Mode: TX mode

		Cable	Ant	Preamp	Read		Limit	Over
	Freq	Loss	Factor	Factor	Level	Level	Line	Limit
	MHz	dB	dB/m	dB	dBuV	dBuV/m	dBuV/m	dB
1	362.98	8.30	14.13	32.60	42.25	32.08	35.60	-3.52
2	572.61	8.83	18.14	32.60	37.99	32.36	35.60	-3.24
3 pp	625.08	8.96	19.22	32.60	37.00	32.58	35.60	-3.02
4	793.40	9.28	21.19	32.60	33.74	31.61	35.60	-3.99
5	860.04	9.40	21.72	32.54	32.96	31.54	35.60	-4.06
6	958.79	9.60	22.76	32.50	32.47	32.33	35.60	-3.27



# SGS-CSTC Standards Technical Services Co., Ltd. Shenzhen Branch

Report No.: HKES170100014202

Page: 158 of 207

For frequencies below 1GHz, the test was performed at a 10m test site. According to below formulate and the test data at 10m test distance,

$$L_3 / L_{10} = D_{10} / D_3$$

Note:

L<sub>3</sub>: Level @ 3m distance. Unit: uV/m;

L<sub>10</sub>: Level @ 10m distance. Unit: uV/m;

D<sub>3</sub>: 3m distance. Unit: m

D<sub>10</sub>: 10m distance. Unit: m

The level at 3m test distance is below:

Frequency (MHz)	Level @ 10m (dBuV/m)	Level @ 10m (uV/m)	Level @ 3m (uV/m)	Level @ 3m (dBuV/m)	Limit @ 3m (dBuV/m)	Margin (dB)	Ant. Polarization
135.98	28.23	25.79	85.98	38.69	43.50	-4.81	V
219.84	29.33	29.28	97.58	39.79	46.00	-6.21	V
375.94	32.39	41.64	138.80	42.85	46.00	-3.15	V
572.61	31.60	38.02	126.73	42.06	46.00	-3.94	V
625.08	32.34	41.40	138.00	42.80	46.00	-3.20	V
875.25	29.56	30.06	100.20	40.02	46.00	-5.98	V
362.98	32.08	40.18	133.93	42.54	46.00	-3.46	H
572.61	32.36	41.50	138.32	42.82	46.00	-3.18	H
625.08	32.58	42.56	141.87	43.04	46.00	-2.96	H
793.40	31.61	38.06	126.88	42.07	46.00	-3.93	H
860.04	31.54	37.76	125.86	42.00	46.00	-4.00	H
958.79	32.33	41.35	137.84	42.79	46.00	-3.21	H



# SGS-CSTC Standards Technical Services Co., Ltd. Shenzhen Branch

Report No.: HKES170100014202

Page: 159 of 207

## 6.8.2 Transmitter emission above 1GHz

WiFi Module 1:

Test mode:	802.11b	Test channel:	Lowest	Remark:	Peak
------------	---------	---------------	--------	---------	------

Frequency (MHz)	Antenna factors (dB/m)	Cable loss (dB)	Preamp Factor (dB)	Read Level (dBuV)	Level (dBuV/m)	Limit Line (dBuV/m)	Over Limit (dB)	Polarization
3727.173	32.86	7.71	37.97	43.73	46.33	74.00	-27.67	Vertical
4824.000	34.19	8.90	38.41	44.20	48.88	74.00	-25.12	Vertical
6008.249	34.71	10.55	38.29	44.50	51.47	74.00	-22.53	Vertical
7236.000	36.40	10.69	37.09	41.27	51.27	74.00	-22.73	Vertical
9648.000	37.53	12.52	35.08	37.13	52.10	74.00	-21.90	Vertical
12102.870	38.66	14.47	35.85	36.49	53.77	74.00	-20.23	Vertical
3748.808	32.92	7.72	37.97	43.44	46.11	74.00	-27.89	Horizontal
4824.000	34.19	8.90	38.41	41.11	45.79	74.00	-28.21	Horizontal
5939.103	34.66	10.39	38.31	44.49	51.23	74.00	-22.77	Horizontal
7236.000	36.40	10.69	37.09	41.19	51.19	74.00	-22.81	Horizontal
9648.000	37.53	12.52	35.08	36.87	51.84	74.00	-22.16	Horizontal
12120.390	38.67	14.46	35.89	36.41	53.65	74.00	-20.35	Horizontal

Test mode:	802.11b	Test channel:	Middle	Remark:	Peak
------------	---------	---------------	--------	---------	------

Frequency (MHz)	Antenna factors (dB/m)	Cable loss (dB)	Preamp Factor (dB)	Read Level (dBuV)	Level (dBuV/m)	Limit Line (dBuV/m)	Over Limit (dB)	Polarization
3594.760	32.48	7.67	37.96	43.87	46.06	74.00	-27.94	Vertical
4874.000	34.28	8.97	38.44	40.97	45.78	74.00	-28.22	Vertical
6060.637	34.75	10.48	38.24	43.23	50.22	74.00	-23.78	Vertical
7311.000	36.37	10.72	37.02	40.13	50.20	74.00	-23.80	Vertical
9748.000	37.55	12.58	35.03	37.79	52.89	74.00	-21.11	Vertical
11998.250	38.60	14.56	35.60	35.60	53.16	74.00	-20.84	Vertical
3482.133	32.17	7.63	37.95	43.77	45.62	74.00	-28.38	Horizontal
4874.000	34.28	8.97	38.44	42.24	47.05	74.00	-26.95	Horizontal
5939.103	34.66	10.39	38.31	44.71	51.45	74.00	-22.55	Horizontal
7311.000	36.37	10.72	37.02	41.17	51.24	74.00	-22.76	Horizontal
9748.000	37.55	12.58	35.03	37.34	52.44	74.00	-21.56	Horizontal
12243.770	38.75	14.36	36.19	36.10	53.02	74.00	-20.98	Horizontal



# SGS-CSTC Standards Technical Services Co., Ltd. Shenzhen Branch

Report No.: HKES170100014202

Page: 160 of 207

Test mode:	802.11b	Test channel:	Highest	Remark:	Peak
------------	---------	---------------	---------	---------	------

Frequency (MHz)	Antenna factors (dB/m)	Cable loss (dB)	Preamp Factor (dB)	Read Level (dBuV)	Level (dBuV/m)	Limit Line (dBuV/m)	Over Limit (dB)	Polarization
3853.298	33.21	7.76	37.99	44.99	47.97	74.00	-26.03	Vertical
4924.000	34.37	9.04	38.46	42.79	47.74	74.00	-26.26	Vertical
6025.661	34.72	10.53	38.27	43.79	50.77	74.00	-23.23	Vertical
7386.000	36.34	10.75	36.95	41.28	51.42	74.00	-22.58	Vertical
9848.000	37.57	12.63	34.98	37.05	52.27	74.00	-21.73	Vertical
11980.900	38.58	14.54	35.60	35.49	53.01	74.00	-20.99	Vertical
3716.403	32.83	7.71	37.97	43.76	46.33	74.00	-27.67	Horizontal
4924.000	34.37	9.04	38.46	42.38	47.33	74.00	-26.67	Horizontal
6043.124	34.74	10.50	38.26	43.11	50.09	74.00	-23.91	Horizontal
7386.000	36.34	10.75	36.95	40.60	50.74	74.00	-23.26	Horizontal
9848.000	37.57	12.63	34.98	37.71	52.93	74.00	-21.07	Horizontal
12226.070	38.74	14.37	36.14	36.90	53.87	74.00	-20.13	Horizontal

Test mode:	802.11g	Test channel:	Lowest	Remark:	Peak
------------	---------	---------------	--------	---------	------

Frequency (MHz)	Antenna factors (dB/m)	Cable loss (dB)	Preamp Factor (dB)	Read Level (dBuV)	Level (dBuV/m)	Limit Line (dBuV/m)	Over Limit (dB)	Polarization
3858.877	33.22	7.76	37.99	44.97	47.96	74.00	-26.04	Vertical
4824.000	34.19	8.90	38.41	39.97	44.65	74.00	-29.35	Vertical
6060.637	34.75	10.48	38.24	43.57	50.56	74.00	-23.44	Vertical
7236.000	36.40	10.69	37.09	41.15	51.15	74.00	-22.85	Vertical
9648.000	37.53	12.52	35.08	37.77	52.74	74.00	-21.26	Vertical
12314.840	38.79	14.30	36.36	36.55	53.28	74.00	-20.72	Vertical
3705.664	32.80	7.71	37.97	43.60	46.14	74.00	-27.86	Horizontal
4824.000	34.19	8.90	38.41	41.33	46.01	74.00	-27.99	Horizontal
5956.314	34.67	10.44	38.31	43.46	50.26	74.00	-23.74	Horizontal
7236.000	36.40	10.69	37.09	41.23	51.23	74.00	-22.77	Horizontal
9648.000	37.53	12.52	35.08	37.39	52.36	74.00	-21.64	Horizontal
11998.250	38.60	14.56	35.60	36.06	53.62	74.00	-20.38	Horizontal





# SGS-CSTC Standards Technical Services Co., Ltd. Shenzhen Branch

Report No.: HKES170100014202

Page: 161 of 207

Test mode:	802.11g	Test channel:	Middle	Remark:	Peak
------------	---------	---------------	--------	---------	------

Frequency (MHz)	Antenna factors (dB/m)	Cable loss (dB)	Preamp Factor (dB)	Read Level (dBuV)	Level (dBuV/m)	Limit Line (dBuV/m)	Over Limit (dB)	Polarization
3537.998	32.31	7.64	37.95	43.50	45.50	74.00	-28.50	Vertical
4874.000	34.28	8.97	38.44	41.09	45.90	74.00	-28.10	Vertical
5999.562	34.70	10.56	38.30	43.14	50.10	74.00	-23.90	Vertical
7311.000	36.37	10.72	37.02	41.78	51.85	74.00	-22.15	Vertical
9748.000	37.55	12.58	35.03	37.82	52.92	74.00	-21.08	Vertical
12226.070	38.74	14.37	36.14	36.08	53.05	74.00	-20.95	Vertical
3858.877	33.22	7.76	37.99	44.02	47.01	74.00	-26.99	Horizontal
4874.000	34.28	8.97	38.44	42.69	47.50	74.00	-26.50	Horizontal
5939.103	34.66	10.39	38.31	43.93	50.67	74.00	-23.33	Horizontal
7311.000	36.37	10.72	37.02	41.38	51.45	74.00	-22.55	Horizontal
9748.000	37.55	12.58	35.03	37.41	52.51	74.00	-21.49	Horizontal
12261.500	38.76	14.34	36.23	37.03	53.90	74.00	-20.10	Horizontal

Test mode:	802.11g	Test channel:	Highest	Remark:	Peak
------------	---------	---------------	---------	---------	------

Frequency (MHz)	Antenna factors (dB/m)	Cable loss (dB)	Preamp Factor (dB)	Read Level (dBuV)	Level (dBuV/m)	Limit Line (dBuV/m)	Over Limit (dB)	Polarization
3831.060	33.15	7.75	37.98	43.97	46.89	74.00	-27.11	Vertical
4824.000	34.19	8.90	38.41	43.05	47.73	74.00	-26.27	Vertical
6113.481	34.79	10.41	38.19	44.32	51.33	74.00	-22.67	Vertical
7386.000	36.34	10.75	36.95	40.09	50.23	74.00	-23.77	Vertical
9848.000	37.57	12.63	34.98	36.43	51.65	74.00	-22.35	Vertical
12279.260	38.77	14.33	36.27	36.39	53.22	74.00	-20.78	Vertical
3759.672	32.95	7.73	37.98	45.41	48.11	74.00	-25.89	Horizontal
4924.000	34.37	9.04	38.46	43.37	48.32	74.00	-25.68	Horizontal
6060.637	34.75	10.48	38.24	44.10	51.09	74.00	-22.91	Horizontal
7386.000	36.34	10.75	36.95	40.82	50.96	74.00	-23.04	Horizontal
9848.000	37.57	12.63	34.98	36.67	51.89	74.00	-22.11	Horizontal
12102.870	38.66	14.47	35.85	35.78	53.06	74.00	-20.94	Horizontal



# SGS-CSTC Standards Technical Services Co., Ltd. Shenzhen Branch

Report No.: HKES170100014202

Page: 162 of 207

Test mode:	802.11n(HT20)	Test channel:	Lowest	Remark:	Peak
------------	---------------	---------------	--------	---------	------

Frequency (MHz)	Antenna factors (dB/m)	Cable loss (dB)	Preamp Factor (dB)	Read Level (dBuV)	Level (dBuV/m)	Limit Line (dBuV/m)	Over Limit (dB)	Polarization
3808.951	33.09	7.74	37.98	44.66	47.51	74.00	-26.49	Vertical
4824.000	34.19	8.90	38.41	40.93	45.61	74.00	-28.39	Vertical
6025.661	34.72	10.53	38.27	43.88	50.86	74.00	-23.14	Vertical
7236.000	36.40	10.69	37.09	41.72	51.72	74.00	-22.28	Vertical
9648.000	37.53	12.52	35.08	37.34	52.31	74.00	-21.69	Vertical
12261.500	38.76	14.34	36.23	36.29	53.16	74.00	-20.84	Vertical
3584.372	32.45	7.66	37.96	43.21	45.36	74.00	-28.64	Horizontal
4824.000	34.19	8.90	38.41	40.81	45.49	74.00	-28.51	Horizontal
5753.025	34.56	9.86	38.35	44.41	50.48	74.00	-23.52	Horizontal
7236.000	36.40	10.69	37.09	41.01	51.01	74.00	-22.99	Horizontal
9648.000	37.53	12.52	35.08	38.00	52.97	74.00	-21.03	Horizontal
12102.870	38.66	14.47	35.85	35.79	53.07	74.00	-20.93	Horizontal

Test mode:	802.11n(HT20)	Test channel:	Middle	Remark:	Peak
------------	---------------	---------------	--------	---------	------

Frequency (MHz)	Antenna factors (dB/m)	Cable loss (dB)	Preamp Factor (dB)	Read Level (dBuV)	Level (dBuV/m)	Limit Line (dBuV/m)	Over Limit (dB)	Polarization
3842.163	33.18	7.76	37.98	43.33	46.29	74.00	-27.71	Vertical
4874.000	34.28	8.97	38.44	41.13	45.94	74.00	-28.06	Vertical
5896.291	34.64	10.27	38.32	43.52	50.11	74.00	-23.89	Vertical
7311.000	36.37	10.72	37.02	40.03	50.10	74.00	-23.90	Vertical
9748.000	37.55	12.58	35.03	37.09	52.19	74.00	-21.81	Vertical
12261.500	38.76	14.34	36.23	36.34	53.21	74.00	-20.79	Vertical
3786.970	33.03	7.74	37.98	44.44	47.23	74.00	-26.77	Horizontal
4874.000	34.28	8.97	38.44	42.01	46.82	74.00	-27.18	Horizontal
6069.413	34.76	10.47	38.23	44.70	51.70	74.00	-22.30	Horizontal
7311.000	36.37	10.72	37.02	42.20	52.27	74.00	-21.73	Horizontal
9748.000	37.55	12.58	35.03	37.38	52.48	74.00	-21.52	Horizontal
12314.840	38.79	14.30	36.36	36.47	53.20	74.00	-20.80	Horizontal



# SGS-CSTC Standards Technical Services Co., Ltd. Shenzhen Branch

Report No.: HKES170100014202

Page: 163 of 207

Test mode:	802.11n(HT20)	Test channel:	Highest	Remark:	Peak
------------	---------------	---------------	---------	---------	------

Frequency (MHz)	Antenna factors (dB/m)	Cable loss (dB)	Preamp Factor (dB)	Read Level (dBuV)	Level (dBuV/m)	Limit Line (dBuV/m)	Over Limit (dB)	Polarization
3842.163	33.18	7.76	37.98	43.48	46.44	74.00	-27.56	Vertical
4924.000	34.37	9.04	38.46	43.61	48.56	74.00	-25.44	Vertical
6078.201	34.76	10.46	38.22	44.12	51.12	74.00	-22.88	Vertical
7386.000	36.34	10.75	36.95	41.39	51.53	74.00	-22.47	Vertical
9848.000	37.57	12.63	34.98	37.40	52.62	74.00	-21.38	Vertical
12261.500	38.76	14.34	36.23	36.04	52.91	74.00	-21.09	Vertical
3781.495	33.01	7.73	37.98	44.15	46.91	74.00	-27.09	Horizontal
4924.000	34.37	9.04	38.46	43.40	48.35	74.00	-25.65	Horizontal
6069.413	34.76	10.47	38.23	43.46	50.46	74.00	-23.54	Horizontal
7386.000	36.34	10.75	36.95	41.05	51.19	74.00	-22.81	Horizontal
9848.000	37.57	12.63	34.98	36.43	51.65	74.00	-22.35	Horizontal
12243.770	38.75	14.36	36.19	36.23	53.15	74.00	-20.85	Horizontal

Test mode:	802.11n(HT40)	Test channel:	Lowest	Remark:	Peak
------------	---------------	---------------	--------	---------	------

Frequency (MHz)	Antenna factors (dB/m)	Cable loss (dB)	Preamp Factor (dB)	Read Level (dBuV)	Level (dBuV/m)	Limit Line (dBuV/m)	Over Limit (dB)	Polarization
3626.104	32.57	7.68	37.96	44.57	46.86	74.00	-27.14	Vertical
4844.000	34.23	8.92	38.42	40.25	44.98	74.00	-29.02	Vertical
5939.103	34.66	10.39	38.31	43.08	49.82	74.00	-24.18	Vertical
7266.000	36.39	10.70	37.06	40.00	50.03	74.00	-23.97	Vertical
9688.000	37.54	12.54	35.06	37.42	52.44	74.00	-21.56	Vertical
12243.770	38.75	14.36	36.19	36.19	53.11	74.00	-20.89	Vertical
3599.965	32.50	7.67	37.96	43.95	46.16	74.00	-27.84	Horizontal
4844.000	34.23	8.92	38.42	40.47	45.20	74.00	-28.80	Horizontal
6051.874	34.74	10.49	38.25	43.74	50.72	74.00	-23.28	Horizontal
7266.000	36.39	10.70	37.06	41.23	51.26	74.00	-22.74	Horizontal
9688.000	37.54	12.54	35.06	37.64	52.66	74.00	-21.34	Horizontal
12243.770	38.75	14.36	36.19	36.32	53.24	74.00	-20.76	Horizontal



# SGS-CSTC Standards Technical Services Co., Ltd. Shenzhen Branch

Report No.: HKES170100014202

Page: 164 of 207

Test mode:	802.11n(HT40)	Test channel:	Middle	Remark:	Peak
------------	---------------	---------------	--------	---------	------

Frequency (MHz)	Antenna factors (dB/m)	Cable loss (dB)	Preamp Factor (dB)	Read Level (dBuV)	Level (dBuV/m)	Limit Line (dBuV/m)	Over Limit (dB)	Polarization
3781.495	33.01	7.73	37.98	43.92	46.68	74.00	-27.32	Vertical
4874.000	34.28	8.97	38.44	41.39	46.20	74.00	-27.80	Vertical
6025.661	34.72	10.53	38.27	43.20	50.18	74.00	-23.82	Vertical
7311.000	36.37	10.72	37.02	41.07	51.14	74.00	-22.86	Vertical
9748.000	37.55	12.58	35.03	37.18	52.28	74.00	-21.72	Vertical
12243.770	38.75	14.36	36.19	36.06	52.98	74.00	-21.02	Vertical
3803.444	33.07	7.74	37.98	43.78	46.61	74.00	-27.39	Horizontal
4874.000	34.28	8.97	38.44	40.24	45.05	74.00	-28.95	Horizontal
6104.642	34.79	10.42	38.20	43.32	50.33	74.00	-23.67	Horizontal
7311.000	36.37	10.72	37.02	41.35	51.42	74.00	-22.58	Horizontal
9748.000	37.55	12.58	35.03	37.33	52.43	74.00	-21.57	Horizontal
12297.040	38.78	14.31	36.31	37.09	53.87	74.00	-20.13	Horizontal

Test mode:	802.11n(HT40)	Test channel:	Highest	Remark:	Peak
------------	---------------	---------------	---------	---------	------

Frequency (MHz)	Antenna factors (dB/m)	Cable loss (dB)	Preamp Factor (dB)	Read Level (dBuV)	Level (dBuV/m)	Limit Line (dBuV/m)	Over Limit (dB)	Polarization
3853.298	33.21	7.76	37.99	43.51	46.49	74.00	-27.51	Vertical
4904.000	34.33	9.01	38.45	42.77	47.66	74.00	-26.34	Vertical
6034.386	34.73	10.52	38.27	43.66	50.64	74.00	-23.36	Vertical
7356.000	36.36	10.74	36.98	40.76	50.88	74.00	-23.12	Vertical
9808.000	37.56	12.61	35.00	37.03	52.20	74.00	-21.80	Vertical
12120.390	38.67	14.46	35.89	35.97	53.21	74.00	-20.79	Vertical
3803.444	33.07	7.74	37.98	44.44	47.27	74.00	-26.73	Horizontal
4904.000	34.33	9.01	38.45	42.20	47.09	74.00	-26.91	Horizontal
6104.642	34.79	10.42	38.20	43.63	50.64	74.00	-23.36	Horizontal
7356.000	36.36	10.74	36.98	40.39	50.51	74.00	-23.49	Horizontal
9808.000	37.56	12.61	35.00	37.70	52.87	74.00	-21.13	Horizontal
12332.670	38.80	14.29	36.40	36.33	53.02	74.00	-20.98	Horizontal



# SGS-CSTC Standards Technical Services Co., Ltd. Shenzhen Branch

Report No.: HKES170100014202

Page: 165 of 207

## WiFi Module 2:

Test mode:	802.11b	Test channel:	Lowest	Remark:	Peak
------------	---------	---------------	--------	---------	------

Frequency (MHz)	Antenna factors (dB/m)	Cable loss (dB)	Preamp Factor (dB)	Read Level (dBuV)	Level (dBuV/m)	Limit Line (dBuV/m)	Over Limit (dB)	Polarization
3831.060	33.15	7.75	37.98	43.67	46.59	74.00	-27.41	Vertical
4824.000	34.19	8.90	38.41	40.46	45.14	74.00	-28.86	Vertical
6025.661	34.72	10.53	38.27	43.25	50.23	74.00	-23.77	Vertical
7236.000	36.40	10.69	37.09	41.09	51.09	74.00	-22.91	Vertical
9648.000	37.53	12.52	35.08	37.94	52.91	74.00	-21.09	Vertical
12226.070	38.74	14.37	36.14	35.92	52.89	74.00	-21.11	Vertical
3842.163	33.18	7.76	37.98	44.72	47.68	74.00	-26.32	Horizontal
4824.000	34.19	8.90	38.41	39.57	44.25	74.00	-29.75	Horizontal
5811.590	34.59	10.03	38.34	43.19	49.47	74.00	-24.53	Horizontal
7236.000	36.40	10.69	37.09	40.32	50.32	74.00	-23.68	Horizontal
9648.000	37.53	12.52	35.08	37.53	52.50	74.00	-21.50	Horizontal
12033.020	38.62	14.53	35.68	36.02	53.49	74.00	-20.51	Horizontal

Test mode:	802.11b	Test channel:	Middle	Remark:	Peak
------------	---------	---------------	--------	---------	------

Frequency (MHz)	Antenna factors (dB/m)	Cable loss (dB)	Preamp Factor (dB)	Read Level (dBuV)	Level (dBuV/m)	Limit Line (dBuV/m)	Over Limit (dB)	Polarization
3786.970	33.03	7.74	37.98	42.84	45.63	74.00	-28.37	Vertical
4874.000	34.28	8.97	38.44	40.55	45.36	74.00	-28.64	Vertical
6034.386	34.73	10.52	38.27	43.78	50.76	74.00	-23.24	Vertical
7311.000	36.37	10.72	37.02	40.29	50.36	74.00	-23.64	Vertical
9748.000	37.55	12.58	35.03	37.41	52.51	74.00	-21.49	Vertical
12226.070	38.74	14.37	36.14	35.72	52.69	74.00	-21.31	Vertical
3842.163	33.18	7.76	37.98	45.17	48.13	74.00	-25.87	Horizontal
4874.000	34.28	8.97	38.44	40.76	45.57	74.00	-28.43	Horizontal
6043.124	34.74	10.50	38.26	44.87	51.85	74.00	-22.15	Horizontal
7311.000	36.37	10.72	37.02	42.59	52.66	74.00	-21.34	Horizontal
9748.000	37.55	12.58	35.03	36.14	51.24	74.00	-22.76	Horizontal
12067.890	38.64	14.50	35.76	36.54	53.92	74.00	-20.08	Horizontal



# SGS-CSTC Standards Technical Services Co., Ltd. Shenzhen Branch

Report No.: HKES170100014202

Page: 166 of 207

Test mode:	802.11b	Test channel:	Highest	Remark:	Peak
------------	---------	---------------	---------	---------	------

Frequency (MHz)	Antenna factors (dB/m)	Cable loss (dB)	Preamp Factor (dB)	Read Level (dBuV)	Level (dBuV/m)	Limit Line (dBuV/m)	Over Limit (dB)	Polarization
3803.444	33.07	7.74	37.98	43.47	46.30	74.00	-27.70	Vertical
4924.000	34.37	9.04	38.46	42.93	47.88	74.00	-26.12	Vertical
6069.413	34.76	10.47	38.23	44.70	51.70	74.00	-22.30	Vertical
7386.000	36.34	10.75	36.95	40.24	50.38	74.00	-23.62	Vertical
9848.000	37.57	12.63	34.98	36.75	51.97	74.00	-22.03	Vertical
12458.220	38.88	14.18	36.70	36.26	52.62	74.00	-21.38	Vertical
3814.467	33.10	7.75	37.98	43.42	46.29	74.00	-27.71	Horizontal
4924.000	34.37	9.04	38.46	42.18	47.13	74.00	-26.87	Horizontal
6069.413	34.76	10.47	38.23	42.43	49.43	74.00	-24.57	Horizontal
7386.000	36.34	10.75	36.95	39.54	49.68	74.00	-24.32	Horizontal
9848.000	37.57	12.63	34.98	36.98	52.20	74.00	-21.80	Horizontal
12297.040	38.78	14.31	36.31	35.63	52.41	74.00	-21.59	Horizontal

Test mode:	802.11g	Test channel:	Lowest	Remark:	Peak
------------	---------	---------------	--------	---------	------

Frequency (MHz)	Antenna factors (dB/m)	Cable loss (dB)	Preamp Factor (dB)	Read Level (dBuV)	Level (dBuV/m)	Limit Line (dBuV/m)	Over Limit (dB)	Polarization
3770.567	32.98	7.73	37.98	44.41	47.14	74.00	-26.86	Vertical
4824.000	34.19	8.90	38.41	40.17	44.85	74.00	-29.15	Vertical
6051.874	34.74	10.49	38.25	43.59	50.57	74.00	-23.43	Vertical
7236.000	36.40	10.69	37.09	41.21	51.21	74.00	-22.79	Vertical
9648.000	37.53	12.52	35.08	36.74	51.71	74.00	-22.29	Vertical
12085.370	38.65	14.49	35.80	36.04	53.38	74.00	-20.62	Vertical
3853.298	33.21	7.76	37.99	43.31	46.29	74.00	-27.71	Horizontal
4824.000	34.19	8.90	38.41	41.43	46.11	74.00	-27.89	Horizontal
6069.413	34.76	10.47	38.23	42.50	49.50	74.00	-24.50	Horizontal
7236.000	36.40	10.69	37.09	42.08	52.08	74.00	-21.92	Horizontal
9648.000	37.53	12.52	35.08	37.32	52.29	74.00	-21.71	Horizontal
12297.040	38.78	14.31	36.31	36.24	53.02	74.00	-20.98	Horizontal



# SGS-CSTC Standards Technical Services Co., Ltd. Shenzhen Branch

Report No.: HKES170100014202

Page: 167 of 207

Test mode:	802.11g	Test channel:	Middle	Remark:	Peak
------------	---------	---------------	--------	---------	------

Frequency (MHz)	Antenna factors (dB/m)	Cable loss (dB)	Preamp Factor (dB)	Read Level (dBuV)	Level (dBuV/m)	Limit Line (dBuV/m)	Over Limit (dB)	Polarization
3770.567	32.98	7.73	37.98	44.12	46.85	74.00	-27.15	Vertical
4874.000	34.28	8.97	38.44	40.68	45.49	74.00	-28.51	Vertical
6051.874	34.74	10.49	38.25	43.47	50.45	74.00	-23.55	Vertical
7311.000	36.37	10.72	37.02	41.12	51.19	74.00	-22.81	Vertical
9748.000	37.55	12.58	35.03	37.16	52.26	74.00	-21.74	Vertical
12085.370	38.65	14.49	35.80	35.44	52.78	74.00	-21.22	Vertical
3647.151	32.63	7.69	37.96	44.04	46.40	74.00	-27.60	Horizontal
4874.000	34.28	8.97	38.44	41.18	45.99	74.00	-28.01	Horizontal
5964.939	34.68	10.46	38.31	42.24	49.07	74.00	-24.93	Horizontal
7311.000	36.37	10.72	37.02	40.96	51.03	74.00	-22.97	Horizontal
9748.000	37.55	12.58	35.03	37.09	52.19	74.00	-21.81	Horizontal
12422.220	38.85	14.21	36.61	36.65	53.10	74.00	-20.90	Horizontal

Test mode:	802.11g	Test channel:	Highest	Remark:	Peak
------------	---------	---------------	---------	---------	------

Frequency (MHz)	Antenna factors (dB/m)	Cable loss (dB)	Preamp Factor (dB)	Read Level (dBuV)	Level (dBuV/m)	Limit Line (dBuV/m)	Over Limit (dB)	Polarization
3842.163	33.18	7.76	37.98	43.86	46.82	74.00	-27.18	Vertical
4924.000	34.37	9.04	38.46	42.61	47.56	74.00	-26.44	Vertical
6069.413	34.76	10.47	38.23	43.12	50.12	74.00	-23.88	Vertical
7386.000	36.34	10.75	36.95	39.65	49.79	74.00	-24.21	Vertical
9848.000	37.57	12.63	34.98	36.85	52.07	74.00	-21.93	Vertical
12208.390	38.73	14.39	36.10	36.07	53.09	74.00	-20.91	Vertical
3748.808	32.92	7.72	37.97	43.82	46.49	74.00	-27.51	Horizontal
4924.000	34.37	9.04	38.46	41.59	46.54	74.00	-27.46	Horizontal
6148.967	34.82	10.37	38.15	42.78	49.82	74.00	-24.18	Horizontal
7386.000	36.34	10.75	36.95	40.26	50.40	74.00	-23.60	Horizontal
9848.000	37.57	12.63	34.98	37.08	52.30	74.00	-21.70	Horizontal
12261.500	38.76	14.34	36.23	35.95	52.82	74.00	-21.18	Horizontal





# SGS-CSTC Standards Technical Services Co., Ltd. Shenzhen Branch

Report No.: HKES170100014202

Page: 168 of 207

Test mode:	802.11n(HT20)	Test channel:	Lowest	Remark:	Peak
------------	---------------	---------------	--------	---------	------

Frequency (MHz)	Antenna factors (dB/m)	Cable loss (dB)	Preamp Factor (dB)	Read Level (dBuV)	Level (dBuV/m)	Limit Line (dBuV/m)	Over Limit (dB)	Polarization
3842.163	33.18	7.76	37.98	44.11	47.07	74.00	-26.93	Vertical
4824.000	34.19	8.90	38.41	41.36	46.04	74.00	-27.96	Vertical
6016.949	34.71	10.54	38.28	43.68	50.65	74.00	-23.35	Vertical
7236.000	36.40	10.69	37.09	42.21	52.21	74.00	-21.79	Vertical
9648.000	37.53	12.52	35.08	37.06	52.03	74.00	-21.97	Vertical
12102.870	38.66	14.47	35.85	35.80	53.08	74.00	-20.92	Vertical
3711.030	32.81	7.71	37.97	42.31	44.86	74.00	-29.14	Horizontal
4824.000	34.19	8.90	38.41	39.76	44.44	74.00	-29.56	Horizontal
5947.702	34.67	10.42	38.31	42.99	49.77	74.00	-24.23	Horizontal
7236.000	36.40	10.69	37.09	40.76	50.76	74.00	-23.24	Horizontal
9648.000	37.53	12.52	35.08	37.78	52.75	74.00	-21.25	Horizontal
12261.500	38.76	14.34	36.23	36.66	53.53	74.00	-20.47	Horizontal

Test mode:	802.11n(HT20)	Test channel:	Middle	Remark:	Peak
------------	---------------	---------------	--------	---------	------

Frequency (MHz)	Antenna factors (dB/m)	Cable loss (dB)	Preamp Factor (dB)	Read Level (dBuV)	Level (dBuV/m)	Limit Line (dBuV/m)	Over Limit (dB)	Polarization
3748.808	32.92	7.72	37.97	43.18	45.85	74.00	-28.15	Vertical
4874.000	34.28	8.97	38.44	41.24	46.05	74.00	-27.95	Vertical
6043.124	34.74	10.50	38.26	42.92	49.90	74.00	-24.10	Vertical
7311.000	36.37	10.72	37.02	38.99	49.06	74.00	-24.94	Vertical
9748.000	37.55	12.58	35.03	36.90	52.00	74.00	-22.00	Vertical
12208.390	38.73	14.39	36.10	36.33	53.35	74.00	-20.65	Vertical
3594.760	32.48	7.67	37.96	43.69	45.88	74.00	-28.12	Horizontal
4874.000	34.28	8.97	38.44	41.01	45.82	74.00	-28.18	Horizontal
6087.002	34.77	10.45	38.21	44.06	51.07	74.00	-22.93	Horizontal
7311.000	36.37	10.72	37.02	40.60	50.67	74.00	-23.33	Horizontal
9748.000	37.55	12.58	35.03	37.23	52.33	74.00	-21.67	Horizontal
12155.510	38.69	14.43	35.97	36.57	53.72	74.00	-20.28	Horizontal





# SGS-CSTC Standards Technical Services Co., Ltd. Shenzhen Branch

Report No.: HKES170100014202

Page: 169 of 207

Test mode:	802.11n(HT20)	Test channel:	Highest	Remark:	Peak
------------	---------------	---------------	---------	---------	------

Frequency (MHz)	Antenna factors (dB/m)	Cable loss (dB)	Preamp Factor (dB)	Read Level (dBuV)	Level (dBuV/m)	Limit Line (dBuV/m)	Over Limit (dB)	Polarization
3814.467	33.10	7.75	37.98	43.57	46.44	74.00	-27.56	Vertical
4924.000	34.37	9.04	38.46	41.86	46.81	74.00	-27.19	Vertical
6104.642	34.79	10.42	38.20	44.55	51.56	74.00	-22.44	Vertical
7386.000	36.34	10.75	36.95	41.40	51.54	74.00	-22.46	Vertical
9848.000	37.57	12.63	34.98	36.41	51.63	74.00	-22.37	Vertical
12261.500	38.76	14.34	36.23	36.52	53.39	74.00	-20.61	Vertical
3743.387	32.90	7.72	37.97	43.33	45.98	74.00	-28.02	Horizontal
4924.000	34.37	9.04	38.46	42.44	47.39	74.00	-26.61	Horizontal
6069.413	34.76	10.47	38.23	44.08	51.08	74.00	-22.92	Horizontal
7386.000	36.34	10.75	36.95	39.95	50.09	74.00	-23.91	Horizontal
9848.000	37.57	12.63	34.98	37.00	52.22	74.00	-21.78	Horizontal
12155.510	38.69	14.43	35.97	35.63	52.78	74.00	-21.22	Horizontal

Test mode:	802.11n(HT40)	Test channel:	Lowest	Remark:	Peak
------------	---------------	---------------	--------	---------	------

Frequency (MHz)	Antenna factors (dB/m)	Cable loss (dB)	Preamp Factor (dB)	Read Level (dBuV)	Level (dBuV/m)	Limit Line (dBuV/m)	Over Limit (dB)	Polarization
3836.607	33.16	7.75	37.98	43.25	46.18	74.00	-27.82	Vertical
4844.000	34.23	8.92	38.42	39.88	44.61	74.00	-29.39	Vertical
6060.637	34.75	10.48	38.24	42.38	49.37	74.00	-24.63	Vertical
7266.000	36.39	10.70	37.06	41.32	51.35	74.00	-22.65	Vertical
9688.000	37.54	12.54	35.06	37.51	52.53	74.00	-21.47	Vertical
12226.070	38.74	14.37	36.14	35.56	52.53	74.00	-21.47	Vertical
3743.387	32.90	7.72	37.97	43.73	46.38	74.00	-27.62	Horizontal
4844.000	34.23	8.92	38.42	40.88	45.61	74.00	-28.39	Horizontal
5939.103	34.66	10.39	38.31	43.48	50.22	74.00	-23.78	Horizontal
7266.000	36.39	10.70	37.06	41.68	51.71	74.00	-22.29	Horizontal
9688.000	37.54	12.54	35.06	36.77	51.79	74.00	-22.21	Horizontal
12155.510	38.69	14.43	35.97	35.89	53.04	74.00	-20.96	Horizontal



# SGS-CSTC Standards Technical Services Co., Ltd. Shenzhen Branch

Report No.: HKES170100014202

Page: 170 of 207

Test mode:	802.11n(HT40)	Test channel:	Middle	Remark:	Peak
------------	---------------	---------------	--------	---------	------

Frequency (MHz)	Antenna factors (dB/m)	Cable loss (dB)	Preamp Factor (dB)	Read Level (dBuV)	Level (dBuV/m)	Limit Line (dBuV/m)	Over Limit (dB)	Polarization
3836.607	33.16	7.75	37.98	43.33	46.26	74.00	-27.74	Vertical
4874.000	34.28	8.97	38.44	41.41	46.22	74.00	-27.78	Vertical
6166.787	34.84	10.34	38.13	42.66	49.71	74.00	-24.29	Vertical
7311.000	36.37	10.72	37.02	40.77	50.84	74.00	-23.16	Vertical
9748.000	37.55	12.58	35.03	37.18	52.28	74.00	-21.72	Vertical
12226.070	38.74	14.37	36.14	36.08	53.05	74.00	-20.95	Vertical
3615.625	32.54	7.67	37.96	44.04	46.29	74.00	-27.71	Horizontal
4874.000	34.28	8.97	38.44	40.55	45.36	74.00	-28.64	Horizontal
6078.201	34.76	10.46	38.22	43.99	50.99	74.00	-23.01	Horizontal
7311.000	36.37	10.72	37.02	40.62	50.69	74.00	-23.31	Horizontal
9748.000	37.55	12.58	35.03	37.18	52.28	74.00	-21.72	Horizontal
12226.070	38.74	14.37	36.14	36.74	53.71	74.00	-20.29	Horizontal

Test mode:	802.11n(HT40)	Test channel:	Highest	Remark:	Peak
------------	---------------	---------------	---------	---------	------

Frequency (MHz)	Antenna factors (dB/m)	Cable loss (dB)	Preamp Factor (dB)	Read Level (dBuV)	Level (dBuV/m)	Limit Line (dBuV/m)	Over Limit (dB)	Polarization
3743.387	32.90	7.72	37.97	44.08	46.73	74.00	-27.27	Vertical
4904.000	34.33	9.01	38.45	42.40	47.29	74.00	-26.71	Vertical
6095.816	34.78	10.44	38.20	43.63	50.65	74.00	-23.35	Vertical
7356.000	36.36	10.74	36.98	41.52	51.64	74.00	-22.36	Vertical
9808.000	37.56	12.61	35.00	36.53	51.70	74.00	-22.30	Vertical
12208.390	38.73	14.39	36.10	36.64	53.66	74.00	-20.34	Vertical
3615.625	32.54	7.67	37.96	44.18	46.43	74.00	-27.57	Horizontal
4904.000	34.33	9.01	38.45	43.51	48.40	74.00	-25.60	Horizontal
6051.874	34.74	10.49	38.25	43.67	50.65	74.00	-23.35	Horizontal
7356.000	36.36	10.74	36.98	41.01	51.13	74.00	-22.87	Horizontal
9808.000	37.56	12.61	35.00	37.21	52.38	74.00	-21.62	Horizontal
12226.070	38.74	14.37	36.14	35.63	52.60	74.00	-21.40	Horizontal



**SGS-CSTC Standards Technical Services Co., Ltd.  
Shenzhen Branch**

Report No.: HKES170100014202

Page: 171 of 207

**Remark:**

- 1) The field strength is calculated by adding the Antenna Factor, Cable Factor & Preamplifier. The basic equation with a sample calculation is as follows:

Final Test Level = Receiver Reading + Antenna Factor + Cable Factor – Preamplifier Factor

- 2) Scan from 9kHz to 25GHz, the disturbance above 13GHz and below 30MHz was very low, and the above harmonics were the highest point could be found when testing, so only the above harmonics had been displayed. The amplitude of spurious emissions from the radiator which are attenuated more than 20dB below the limit need not be reported.
- 3) As shown in this section, for frequencies above 1GHz, the field strength limits are based on average limits. However, the peak field strength of any emission shall not exceed the maximum permitted average limits specified above by more than 20 dB under any condition of modulation. So, only the peak measurements were shown in the report.

## 6.9 Restricted bands around fundamental frequency

Test Requirement:	47 CFR Part 15C Section 15.209 and 15.205		
Test Method:	ANSI C63.10 2013, section 6.10.5		
Test Site:	Measurement Distance: 3m		
Limit:	Frequency	Limit (dBuV/m )	Remark
	30MHz-88MHz	40.0	Quasi-peak Value
	88MHz-216MHz	43.5	Quasi-peak Value
	216MHz-960MHz	46.0	Quasi-peak Value
	960MHz-1GHz	54.5	Quasi-peak Value
	Above 1GHz	54.0	Average Value
		74.0	Peak Value
Test Setup:			

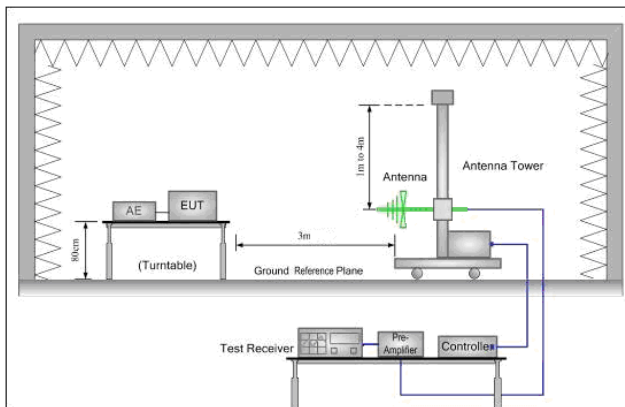


Figure 1. 30MHz to 1GHz

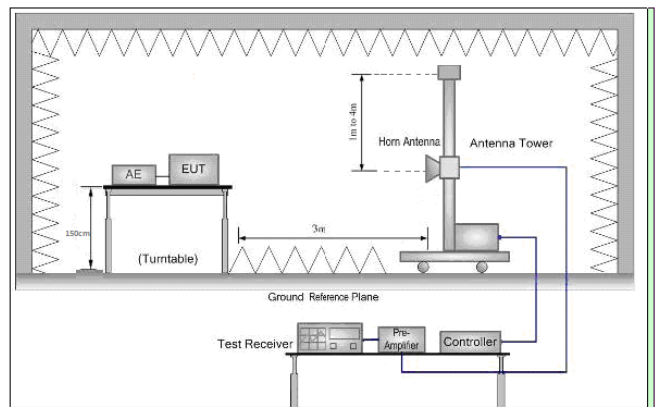


Figure 2. Above 1 GHz



**SGS-CSTC Standards Technical Services Co., Ltd.**  
**Shenzhen Branch**

Report No.: HKES170100014202

Page: 173 of 207

Test Procedure:	<ul style="list-style-type: none"><li>a. For below 1GHz, the EUT was placed on the top of a rotating table 0.8 meters above the ground at a 3 meter semi-anechoic chamber. The table was rotated 360 degrees to determine the position of the highest radiation.</li><li>b. For above 1GHz, the EUT was placed on the top of a rotating table 1.5 meters above the ground at a 3 meter semi-anechoic chamber. The table was rotated 360 degrees to determine the position of the highest radiation.</li><li>c. The EUT was set 3 meters away from the interference-receiving antenna, which was mounted on the top of a variable-height antenna tower.</li><li>d. The antenna height is varied from one meter to four meters above the ground to determine the maximum value of the field strength. Both horizontal and vertical polarizations of the antenna are set to make the measurement.</li><li>e. For each suspected emission, the EUT was arranged to its worst case and then the antenna was tuned to heights from 1 meter to 4 meters and the rotatable table was turned from 0 degrees to 360 degrees to find the maximum reading.</li><li>f. The test-receiver system was set to Peak Detect Function and Specified Bandwidth with Maximum Hold Mode.</li><li>g. Place a marker at the end of the restricted band closest to the transmit frequency to show compliance. Also measure any emissions in the restricted bands. Save the spectrum analyzer plot. Repeat for each power and modulation for lowest and highest channel</li><li>h. Test the EUT in the lowest channel , the Highest channel</li><li>i. Repeat above procedures until all frequencies measured was complete.</li></ul>
Exploratory Test Mode:	Transmitting with all kind of modulations, data rates.
Final Test Mode:	Through Pre-scan, find the 1Mbps of rate is the worst case of 802.11b; 6Mbps of rate is the worst case of 802.11g ; 6.5Mbps of rate is the worst case of 802.11n(HT20) ; 13.5Mbps of rate is the worst case of 802.11n(HT40) Only the worst case is recorded in the report.
Instruments Used:	Refer to section 5.10 for details
Test Results:	Pass



# SGS-CSTC Standards Technical Services Co., Ltd. Shenzhen Branch

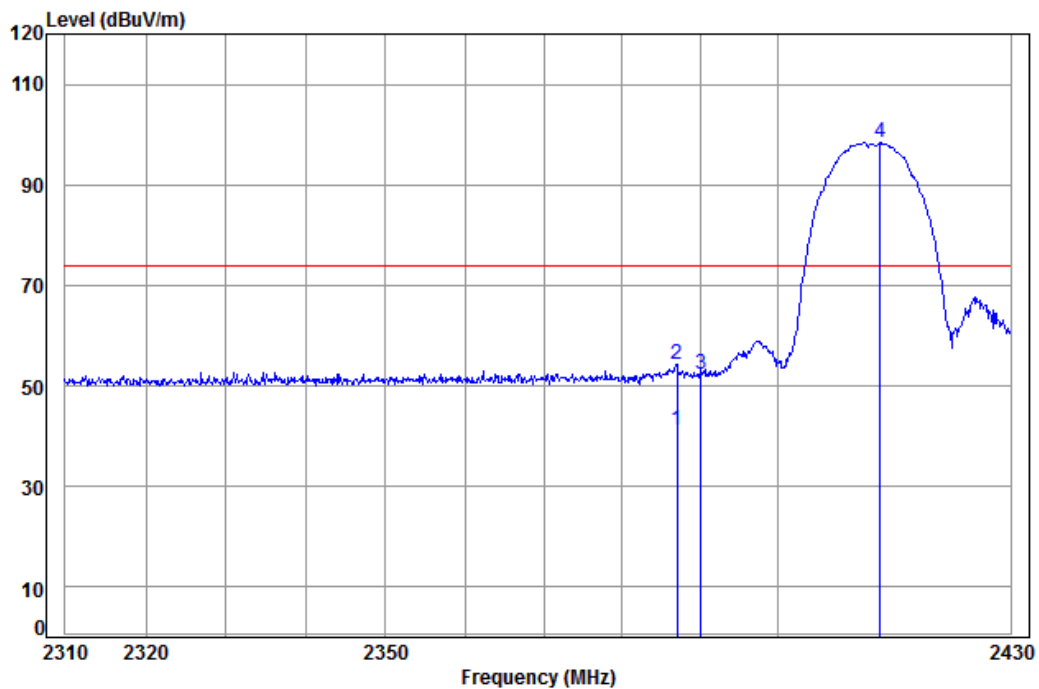
Report No.: HKES170100014202

Page: 174 of 207

Test plot as follows:

## WiFi Module 1:

Polarization:Horizontal; Modulation Type:802.11b; bandwidth:20MHz; Channel:Low



Condition: 3m HORIZONTAL

Job No: : 0142IT

Mode: : 2412 Bandedge

: 2.4G WIFI1-B

		Cable	Ant	Preamp	Read		Limit	Over	
	Freq	Loss	Factor	Factor	Level	Level	Line	Limit	Remark
	MHz	dB	dB/m	dB	dBuV	dBuV/m	dBuV/m	dB	
1 av	2386.944	5.33	29.07	37.96	44.69	41.13	54.00	-12.87	Average
2 pk	2386.944	5.33	29.07	37.96	57.76	54.20	74.00	-19.80	Peak
3	2390.000	5.34	29.08	37.96	55.91	52.37	74.00	-21.63	
4 pp	2413.076	5.35	29.15	37.96	101.86	98.40	74.00	24.40	

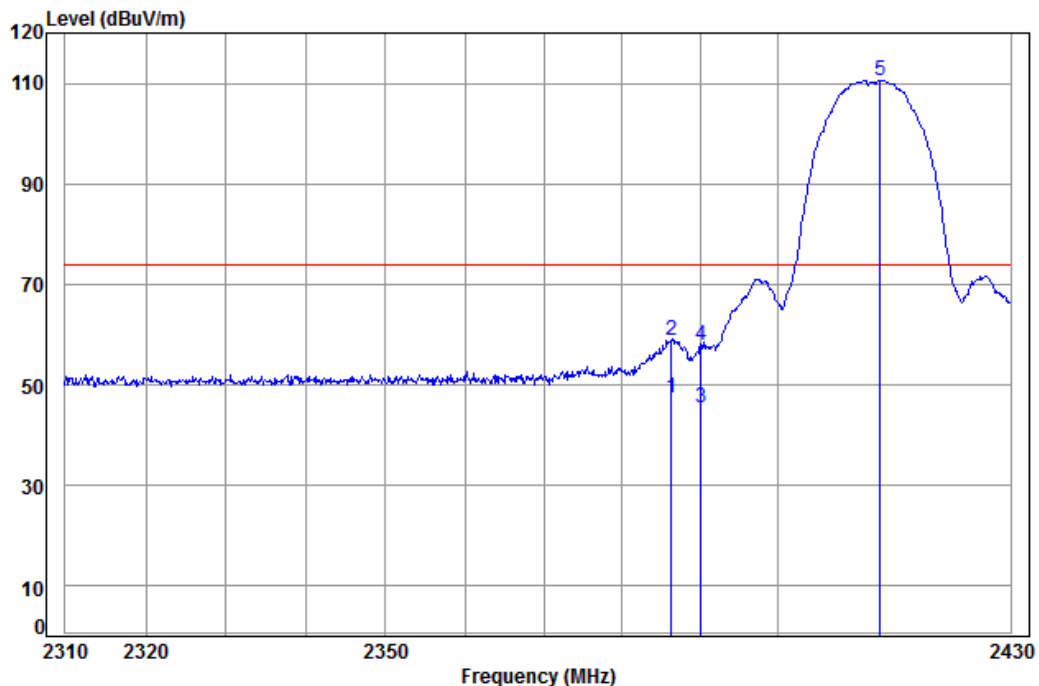


# SGS-CSTC Standards Technical Services Co., Ltd. Shenzhen Branch

Report No.: HKES170100014202

Page: 175 of 207

Polarization:Vertical; Modulation Type:802.11b; bandwidth:20MHz; Channel:Low



Condition: 3m Vertical

Job No: : 0142IT

Mode: : 2412 Bandedge

: 2.4G WIFI1-B

		Cable	Ant	Preamp	Read	Limit	Over	
	Freq	Loss	Factor	Factor	Level	Line	Limit	Remark
	MHz	dB	dB/m	dB	dBuV	dBuV/m	dBuV/m	dB
1 av	2386.219	5.33	29.07	37.96	51.10	47.54	54.00	-6.46 Average
2 pk	2386.219	5.33	29.07	37.96	62.42	58.86	74.00	-15.14 Peak
3	2390.000	5.34	29.08	37.96	49.12	45.58	54.00	-8.42 Average
4	2390.000	5.34	29.08	37.96	61.31	57.77	74.00	-16.23 Peak
5 pp	2413.076	5.35	29.15	37.96	114.08	110.62	74.00	36.62

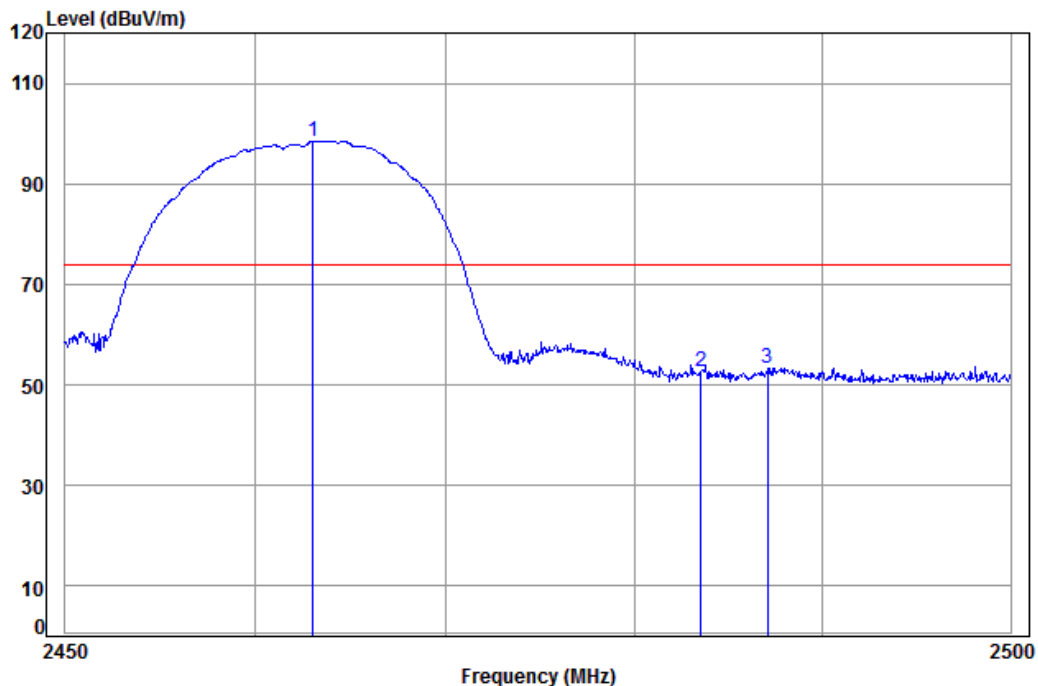


# SGS-CSTC Standards Technical Services Co., Ltd. Shenzhen Branch

Report No.: HKES170100014202

Page: 176 of 207

Polarization:Horizontal; Modulation Type:802.11b; bandwidth:20MHz; Channel:High



Condition: 3m HORIZONTAL

Job No: : 0142IT

Mode: : 2462 Bandedge

: 2.4G WIFI1-B

		Cable	Ant	Preamp	Read		Limit	Over	
	Freq	Loss	Factor	Factor	Level	Level	Line	Limit	Remark
	MHz	dB	dB/m	dB	dBuV	dBuV/m	dBuV/m	dB	
1 pp	2463.002	5.39	29.29	37.95	101.71	98.44	74.00	24.44	
2	2483.500	5.41	29.35	37.95	55.90	52.71	74.00	-21.29	
3	2487.053	5.41	29.36	37.95	56.58	53.40	74.00	-20.60	



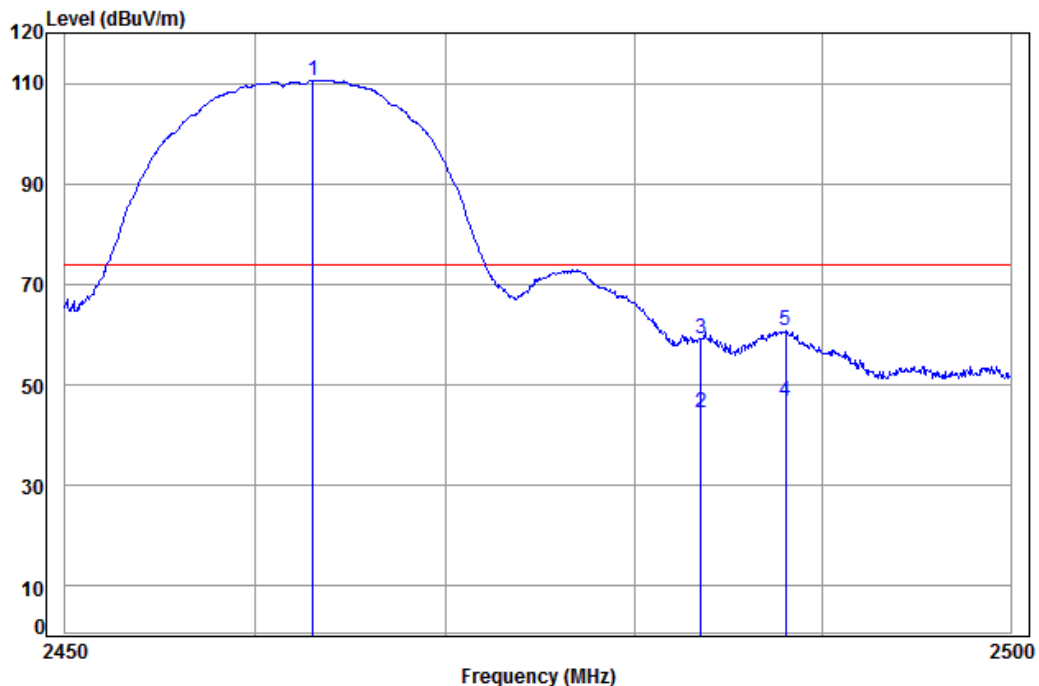


# SGS-CSTC Standards Technical Services Co., Ltd. Shenzhen Branch

Report No.: HKES170100014202

Page: 177 of 207

Polarization:Vertical; Modulation Type:802.11b; bandwidth:20MHz; Channel:High



Condition: 3m VERTICAL  
Job No: : 0142IT  
Mode: : 2462 Bandedge  
: 2.4G WIFI1-B

		Cable	Ant	Preamp	Read	Limit	Over	
	Freq	Loss	Factor	Factor	Level	Line	Limit	Remark
	MHz	dB	dB/m	dB	dBuV	dBuV/m	dBuV/m	dB
1 pp	2463.002	5.39	29.29	37.95	113.93	110.66	74.00	36.66
2	2483.500	5.41	29.35	37.95	47.55	44.36	54.00	-9.64 Average
3	2483.500	5.41	29.35	37.95	62.33	59.14	74.00	-14.86 Peak
4 av	2488.008	5.41	29.37	37.95	49.81	46.64	54.00	-7.36 Average
5 pk	2488.008	5.41	29.37	37.95	64.14	60.97	74.00	-13.03 Peak

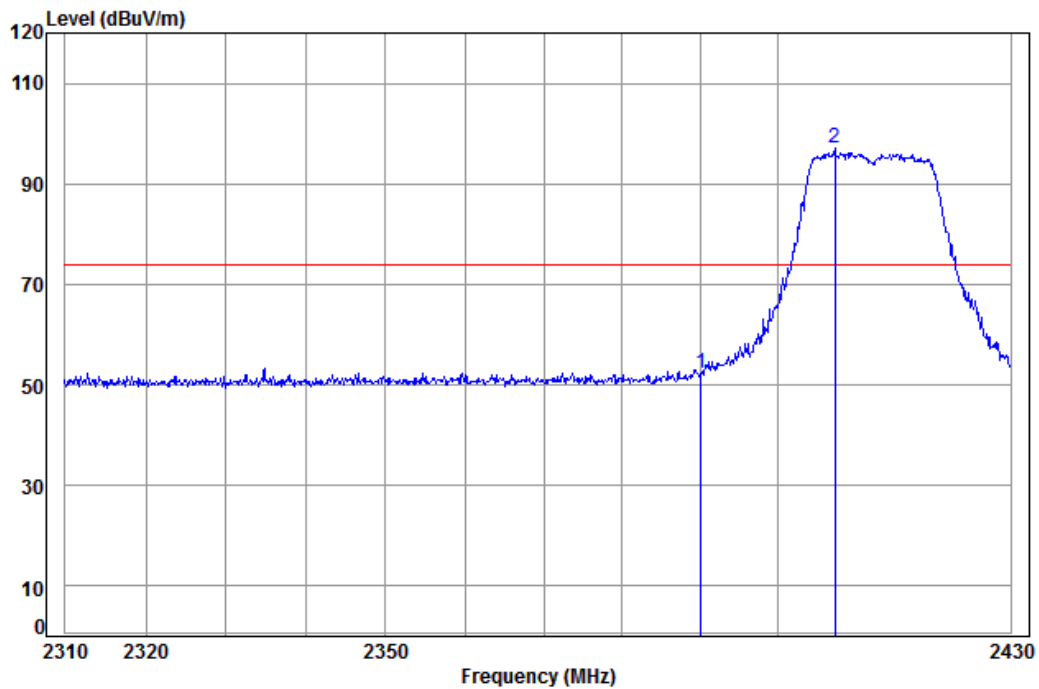


# SGS-CSTC Standards Technical Services Co., Ltd. Shenzhen Branch

Report No.: HKES170100014202

Page: 178 of 207

Polarization:Horizontal; Modulation Type:802.11g; bandwidth:20MHz; Channel:Low



Condition: 3m HORIZONTAL

Job No: : 0142IT

Mode: : 2412 Bandedge

: 2.4G WIFI1-G

	Freq	Cable Loss	Ant Factor	Preamplifier Factor	Read Level	Level	Limit	Over Limit	Remark
	MHz	dB	dB/m	dB	dBuV	dBuV/m	dBuV/m	dB	
1	2390.000	5.34	29.08	37.96	56.02	52.48	74.00	-21.52	
2	pp 2407.218	5.35	29.13	37.96	100.72	97.24	74.00	23.24	

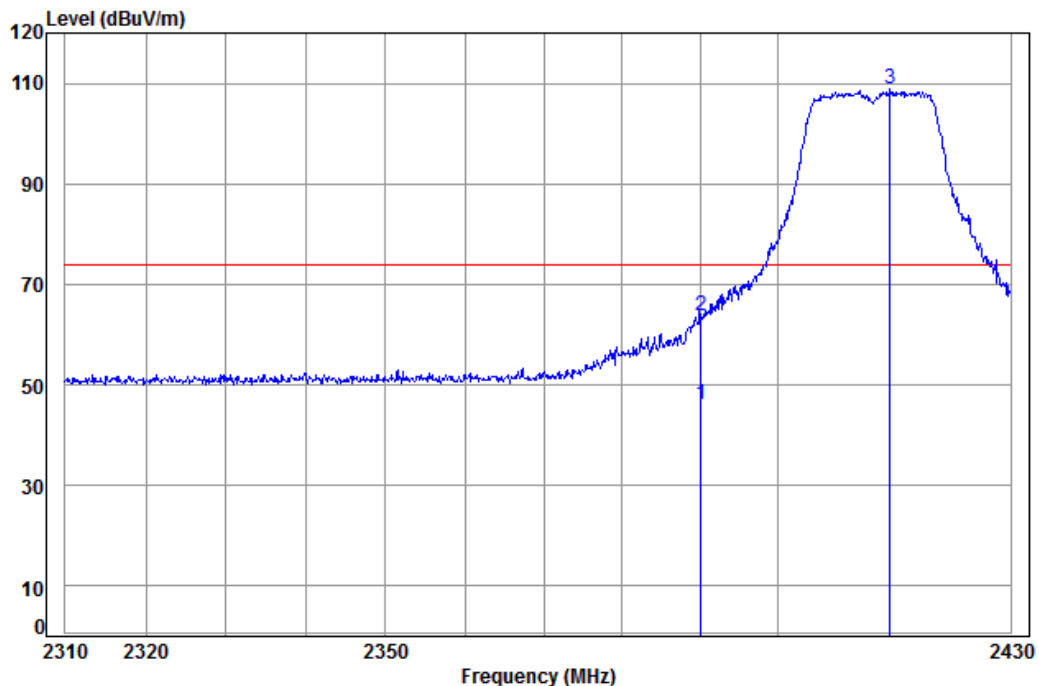


# SGS-CSTC Standards Technical Services Co., Ltd. Shenzhen Branch

Report No.: HKES170100014202

Page: 179 of 207

Polarization:Vertical; Modulation Type:802.11g; bandwidth:20MHz; Channel:Low



Condition: 3m VERTICAL  
Job No: : 0142IT  
Mode: : 2412 Bandedge  
: 2.4G WIFI1-G

		Cable	Ant	Preamp	Read	Limit	Over	
	Freq	Loss	Factor	Factor	Level	Line	Limit	Remark
	MHz	dB	dB/m	dB	dBuV	dBuV/m	dBuV/m	dB
1	av 2390.000	5.34	29.08	37.96	49.60	46.06	54.00	-7.94 Average
2	pk 2390.000	5.34	29.08	37.96	67.37	63.83	74.00	-10.17 Peak
3	pp 2414.421	5.36	29.15	37.96	112.17	108.72	74.00	34.72

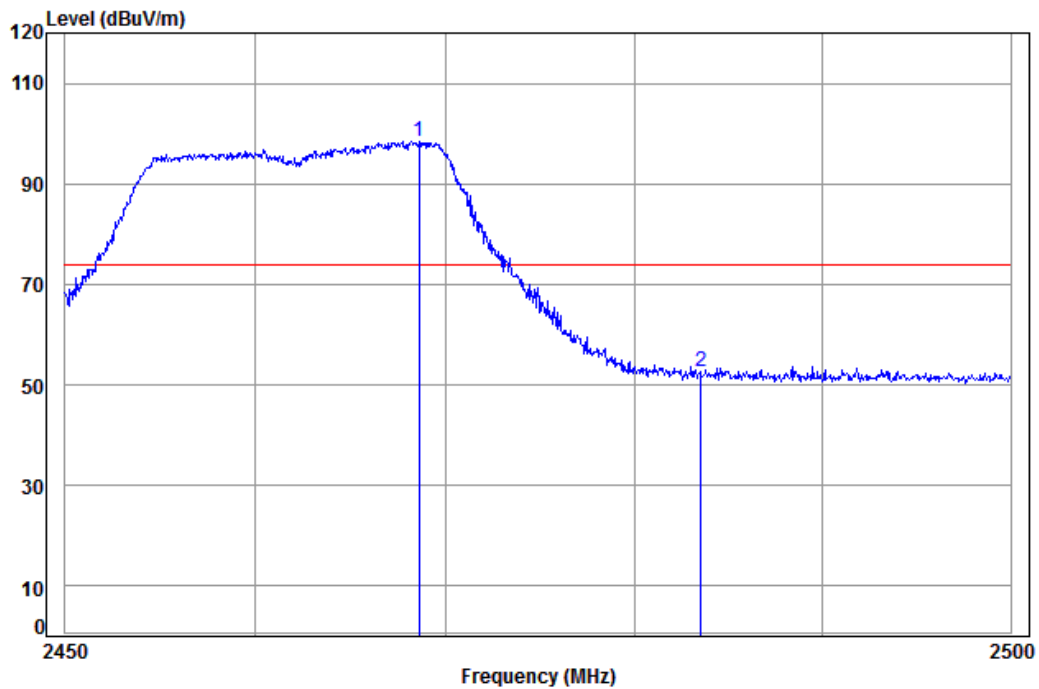


SGS-CSTC Standards Technical Services Co., Ltd.  
Shenzhen Branch

Report No.: HKES170100014202

Page: 180 of 207

Polarization:Horizontal; Modulation Type:802.11g; bandwidth:20MHz; Channel:High



Condition: 3m HORIZONTAL

Job No: : 0142IT

Mode: : 2462 Bandedge

: 2.4G WIFI1-G

		Cable	Ant	Preamp	Read	Limit	Over	
	Freq	Loss	Factor	Factor	Level	Level	Line	Limit Remark
	MHz	dB	dB/m	dB	dBuV	dBuV/m	dBuV/m	dB
1 pp	2468.582	5.40	29.31	37.95	101.61	98.37	74.00	24.37
2	2483.500	5.41	29.35	37.95	55.90	52.71	74.00	-21.29

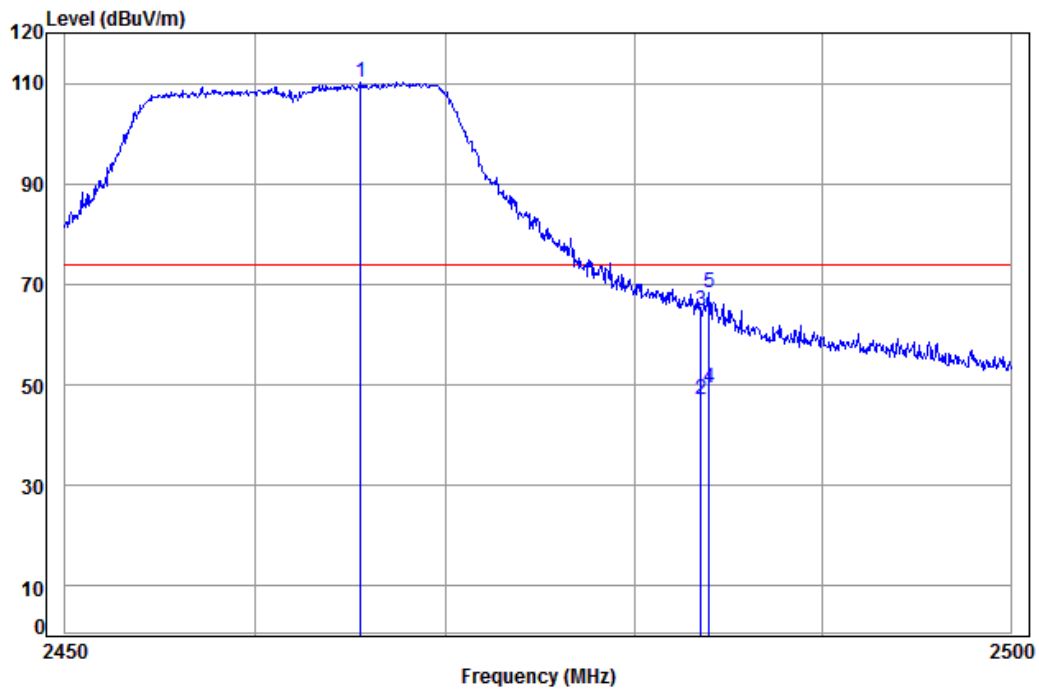


# SGS-CSTC Standards Technical Services Co., Ltd. Shenzhen Branch

Report No.: HKES170100014202

Page: 181 of 207

Polarization:Vertical; Modulation Type:802.11g; bandwidth:20MHz; Channel:High



Condition: 3m VERTICAL  
Job No: : 0142IT  
Mode: : 2462 Bandedge  
: 2.4G WIFI1-G

		Cable	Ant	Preamp	Read	Limit	Over	
	Freq	Loss	Factor	Factor	Level	Line	Limit	Remark
	MHz	dB	dB/m	dB	dBuV	dBuV/m	dBuV/m	dB
1 pp	2465.542	5.39	29.30	37.95	113.44	110.18	74.00	36.18
2	2483.500	5.41	29.35	37.95	50.31	47.12	54.00	-6.88 Average
3	2483.500	5.41	29.35	37.95	67.87	64.68	74.00	-9.32 Peak
4 av	2483.940	5.41	29.35	37.95	52.56	49.37	54.00	-4.63 Average
5 pk	2483.940	5.41	29.35	37.95	71.46	68.27	74.00	-5.73 Peak

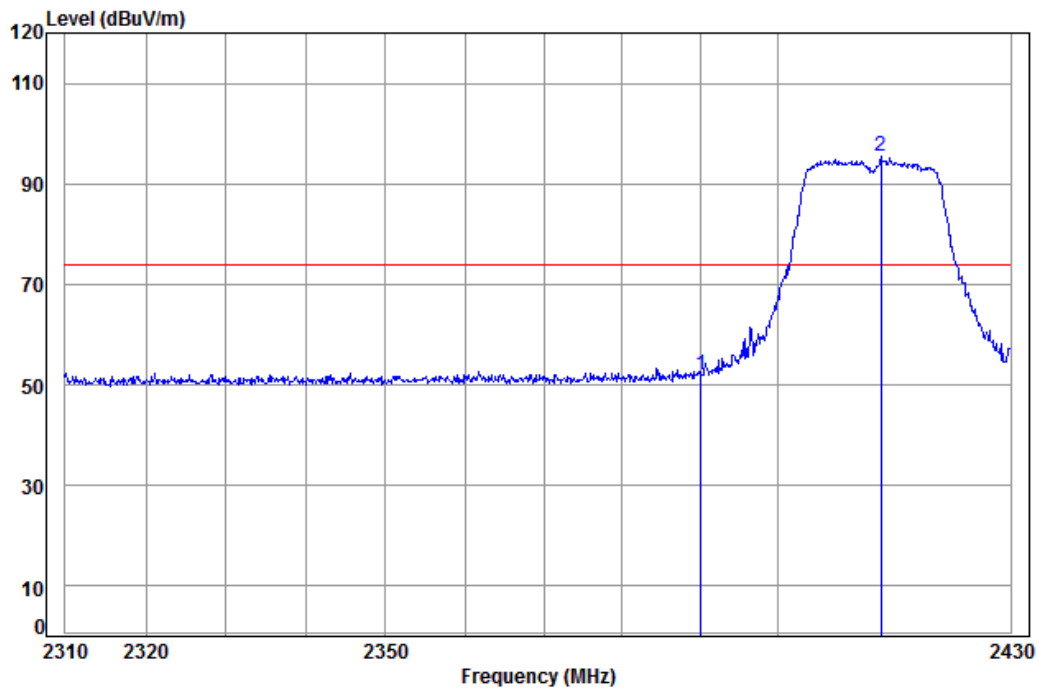


# SGS-CSTC Standards Technical Services Co., Ltd. Shenzhen Branch

Report No.: HKES170100014202

Page: 182 of 207

Polarization:Horizontal; Modulation Type:802.11n; bandwidth:20MHz; Channel:Low



Condition: 3m HORIZONTAL

Job No: : 0142IT

Mode: : 2412 Bandedge

: 2.4G WIFI1-N20

	Freq	Cable Loss	Ant Factor	Preamp Factor	Read Level	Level	Limit	Over Limit	Remark
	MHz	dB	dB/m	dB	dBuV	dBuV/m	dBuV/m	dB	
1	2390.000	5.34	29.08	37.96	55.58	52.04	74.00	-21.96	
2 pp	2413.198	5.36	29.15	37.96	99.02	95.57	74.00	21.57	

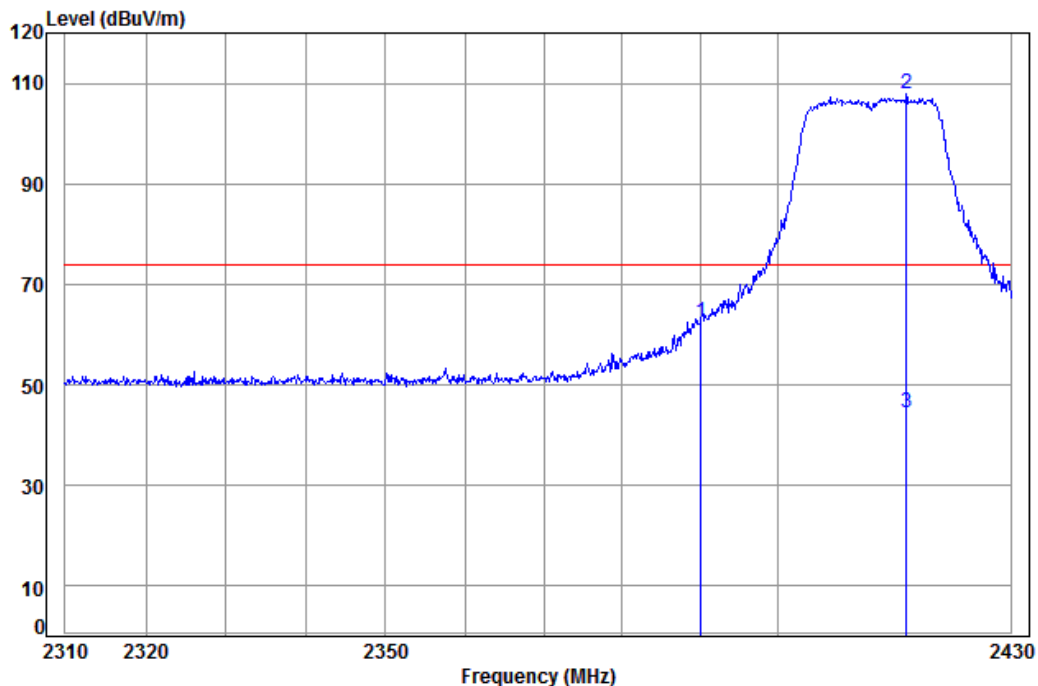


# SGS-CSTC Standards Technical Services Co., Ltd. Shenzhen Branch

Report No.: HKES170100014202

Page: 183 of 207

Polarization:Vertical; Modulation Type:802.11n; bandwidth:20MHz; Channel:Low



Condition: 3m VERTICAL

Job No: : 0142IT

Mode: : 2412 Bandedge

: 2.4G WIFI1-N20

	Freq	Cable Loss	Ant Factor	Preamplifier Factor	Read Level	Level	Limit Line	Over Limit	Remark
	MHz	dB	dB/m	dB	dBuV	dBuV/m	dBuV/m	dB	
1 pk	2390.000	5.34	29.08	37.96	66.01	62.47	74.00	-11.53	Peak
2 pp	2416.500	5.36	29.16	37.96	111.29	107.85	74.00	33.85	
3 av	2416.500	5.36	29.16	37.96	47.85	44.41	54.00	-9.59	Average

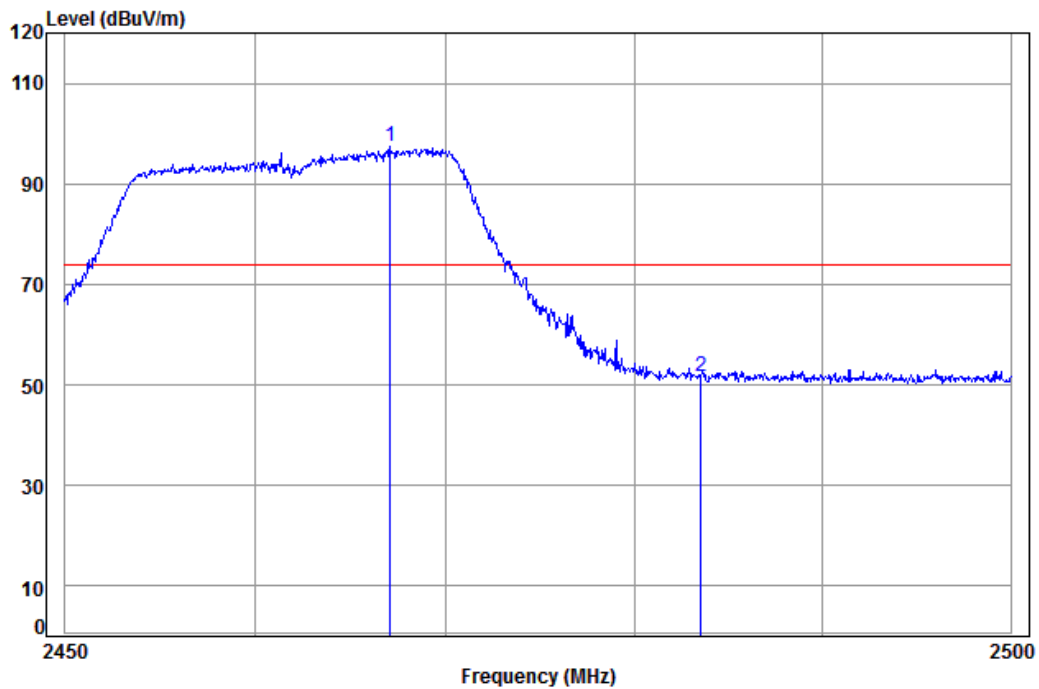


# SGS-CSTC Standards Technical Services Co., Ltd. Shenzhen Branch

Report No.: HKES170100014202

Page: 184 of 207

Polarization:Horizontal; Modulation Type:802.11n; bandwidth:20MHz; Channel:High



Condition: 3m HORIZONTAL

Job No: : 0142IT

Mode: : 2462 Bandedge

: 2.4G WIFI1-N20

		Cable	Ant	Preamp	Read	Limit	Over	
	Freq	Loss	Factor	Factor	Level	Line	Limit	Remark
	MHz	dB	dB/m	dB	dBuV	dBuV/m	dBuV/m	dB
1 pp	2467.086	5.40	29.30	37.95	100.72	97.47	74.00	23.47
2	2483.500	5.41	29.35	37.95	54.99	51.80	74.00	-22.20



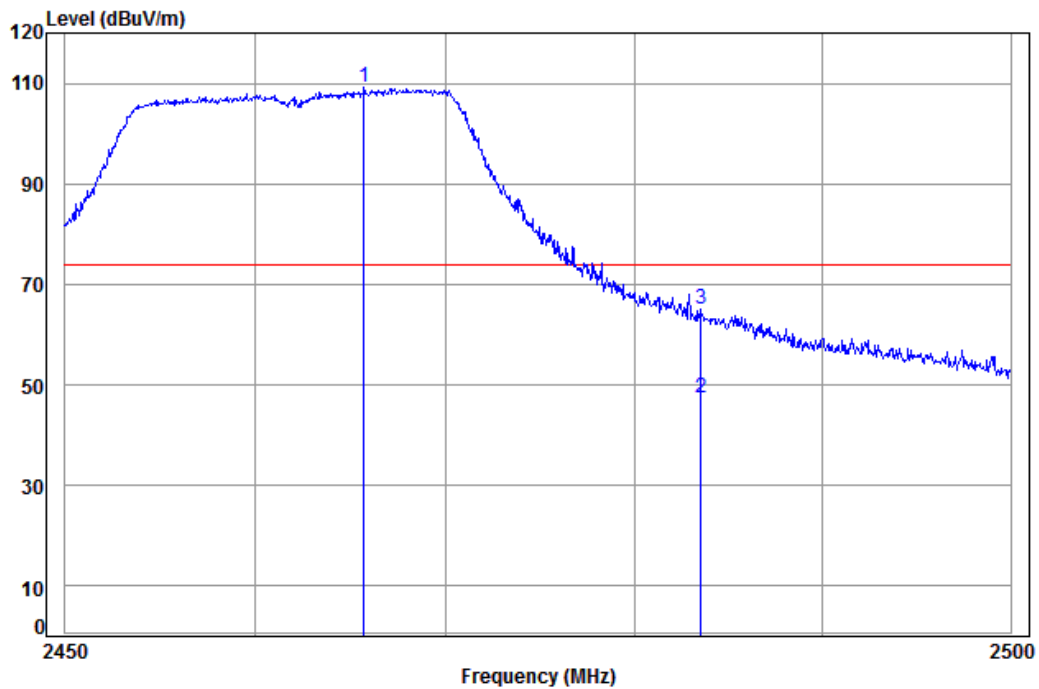


SGS-CSTC Standards Technical Services Co., Ltd.  
Shenzhen Branch

Report No.: HKES170100014202

Page: 185 of 207

Polarization:Vertical; Modulation Type:802.11n; bandwidth:20MHz; Channel:High



Condition: 3m VERTICAL

Job No: : 0142IT

Mode: : 2462 Bandedge

: 2.4G WIFI1-N20

		Cable	Ant	Preamp	Read	Limit	Over	
	Freq	Loss	Factor	Factor	Level	Line	Limit	Remark
	MHz	dB	dB/m	dB	dBuV	dBuV/m	dBuV/m	dB
1	pp 2465.691	5.39	29.30	37.95	112.53	109.27	74.00	35.27
2	av 2483.500	5.41	29.35	37.95	50.69	47.50	54.00	-6.50 Average
3	pk 2483.500	5.41	29.35	37.95	68.15	64.96	74.00	-9.04 Peak

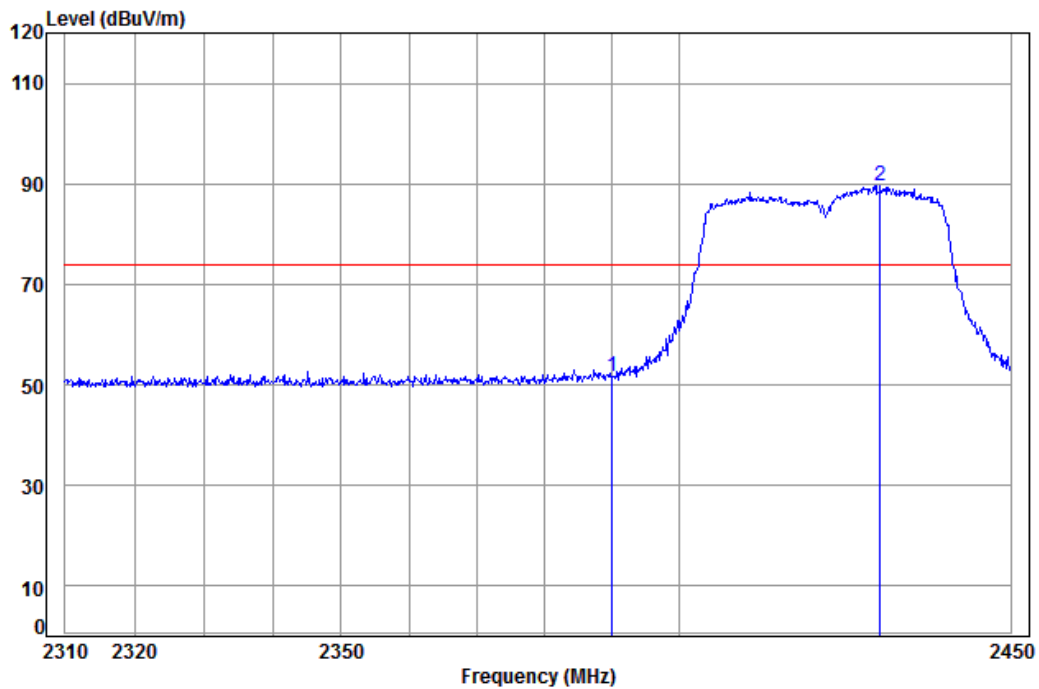


SGS-CSTC Standards Technical Services Co., Ltd.  
Shenzhen Branch

Report No.: HKES170100014202

Page: 186 of 207

Polarization:Horizontal; Modulation Type:802.11n; bandwidth:40MHz; Channel:Low



Condition: 3m HORIZONTAL

Job No: : 0142IT

Mode: : 2422 Bandedge

: 2.4G WIFI1-N40

		Cable	Ant	Preamp	Read		Limit	Over	
	Freq	Loss	Factor	Factor	Level	Level	Line	Limit	Remark
	MHz	dB	dB/m	dB	dBuV	dBuV/m	dBuV/m	dB	
1	2390.000	5.34	29.08	37.96	55.33	51.79	74.00	-22.21	
2	pp 2430.187	5.37	29.20	37.96	93.04	89.65	74.00	15.65	

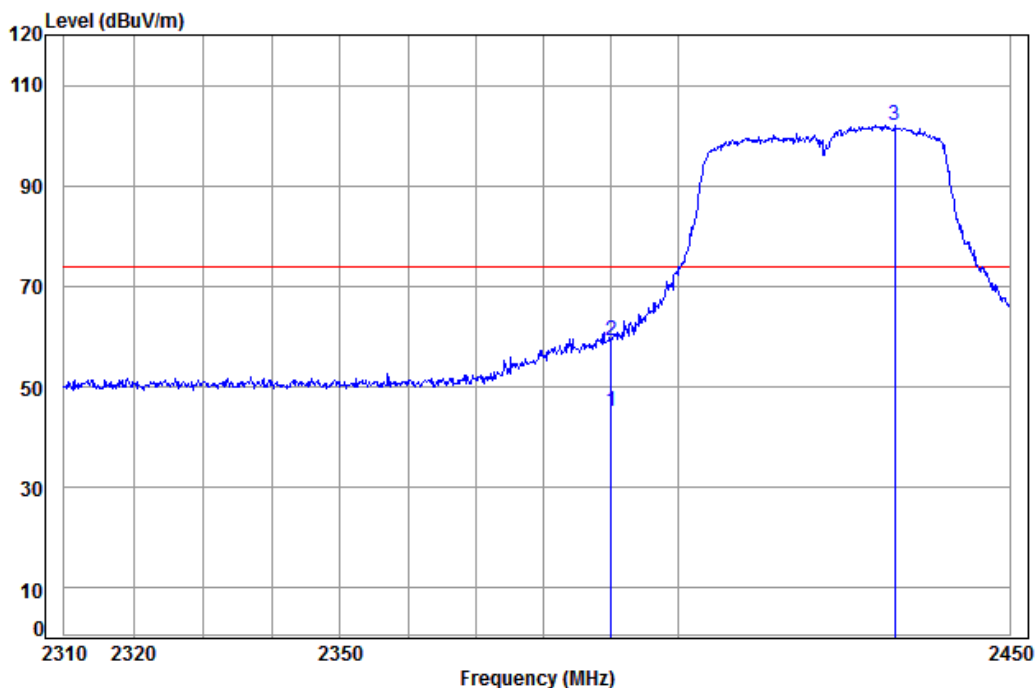


# SGS-CSTC Standards Technical Services Co., Ltd. Shenzhen Branch

Report No.: HKES170100014202

Page: 187 of 207

Polarization:Vertical; Modulation Type:802.11n; bandwidth:40MHz; Channel:Low



Condition: 3m VERTICAL

Job No: : 0142IT

Mode: : 2422 Bandedge

: 2.4G WIFI1-N40

		Cable	Ant	Preamp	Read	Limit	Over	
	Freq	Loss	Factor	Factor	Level	Line	Limit	Remark
	MHz	dB	dB/m	dB	dBuV	dBuV/m	dBuV/m	dB
1	av 2390.000	5.34	29.08	37.96	48.70	45.16	54.00	-8.84 Average
2	pk 2390.000	5.34	29.08	37.96	62.85	59.31	74.00	-14.69 Peak
3	pp 2432.619	5.37	29.20	37.96	105.54	102.15	74.00	28.15

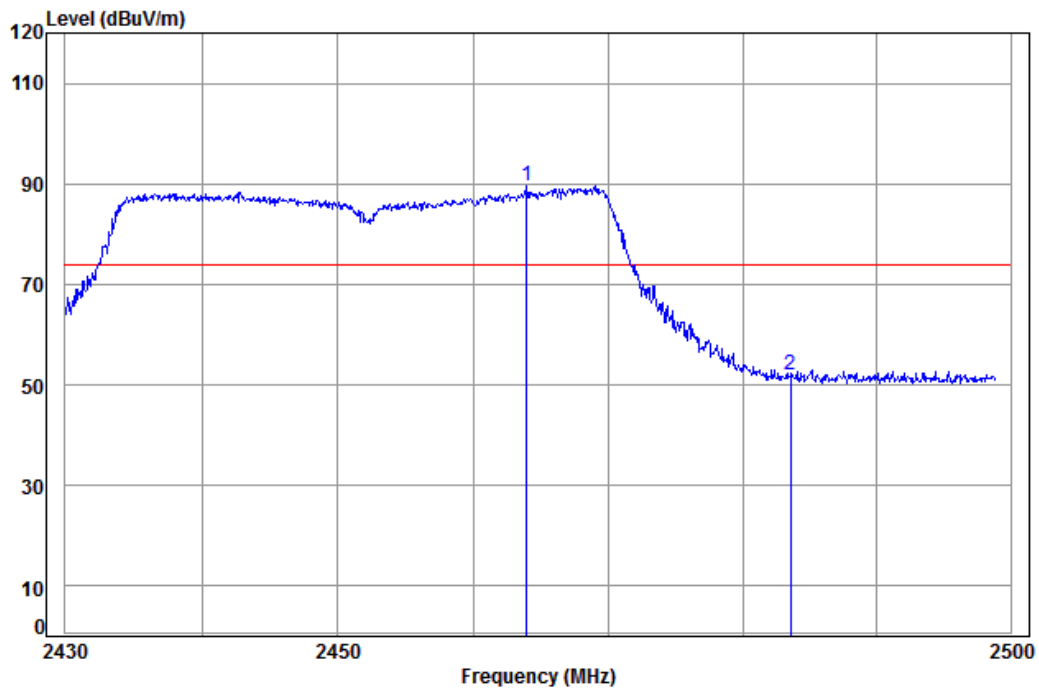


SGS-CSTC Standards Technical Services Co., Ltd.  
Shenzhen Branch

Report No.: HKES170100014202

Page: 188 of 207

Polarization:Horizontal; Modulation Type:802.11n; bandwidth:40MHz; Channel:High



Condition: 3m HORIZONTAL

Job No: : 0142IT

Mode: : 2452 Bandedge

: 2.4G WIFI1-N40

		Cable	Ant	Preamp	Read	Limit	Over	
	Freq	Loss	Factor	Factor	Level	Line	Limit	Remark
	MHz	dB	dB/m	dB	dBuV	dBuV/m	dBuV/m	dB
1	pp 2463.911	5.39	29.30	37.95	92.78	89.52	74.00	15.52
2	2483.520	5.41	29.35	37.95	55.22	52.03	74.00	-21.97

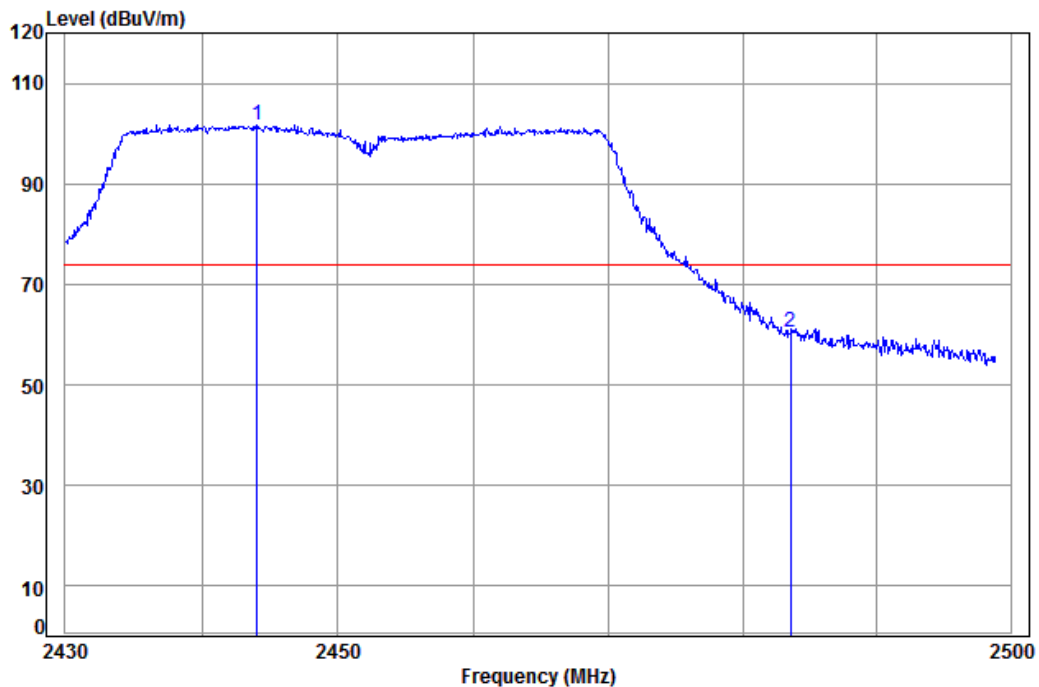


# SGS-CSTC Standards Technical Services Co., Ltd. Shenzhen Branch

Report No.: HKES170100014202

Page: 189 of 207

Polarization:Vertical; Modulation Type:802.11n; bandwidth:40MHz; Channel:High



Condition: 3m VERTICAL

Job No: : 0142IT

Mode: : 2452 Bandedge

: 2.4G WIFI1-N40

	Freq	Cable Loss	Ant Factor	Preamplifier Factor	Read Level	Level	Limit	Over Limit	Remark
	MHz	dB	dB/m	dB	dBuV	dBuV/m	dBuV/m	dB	
1	pp 2444.041	5.38	29.24	37.96	105.16	101.82	74.00	27.82	
2	2483.520	5.41	29.35	37.95	63.71	60.52	74.00	-13.48	



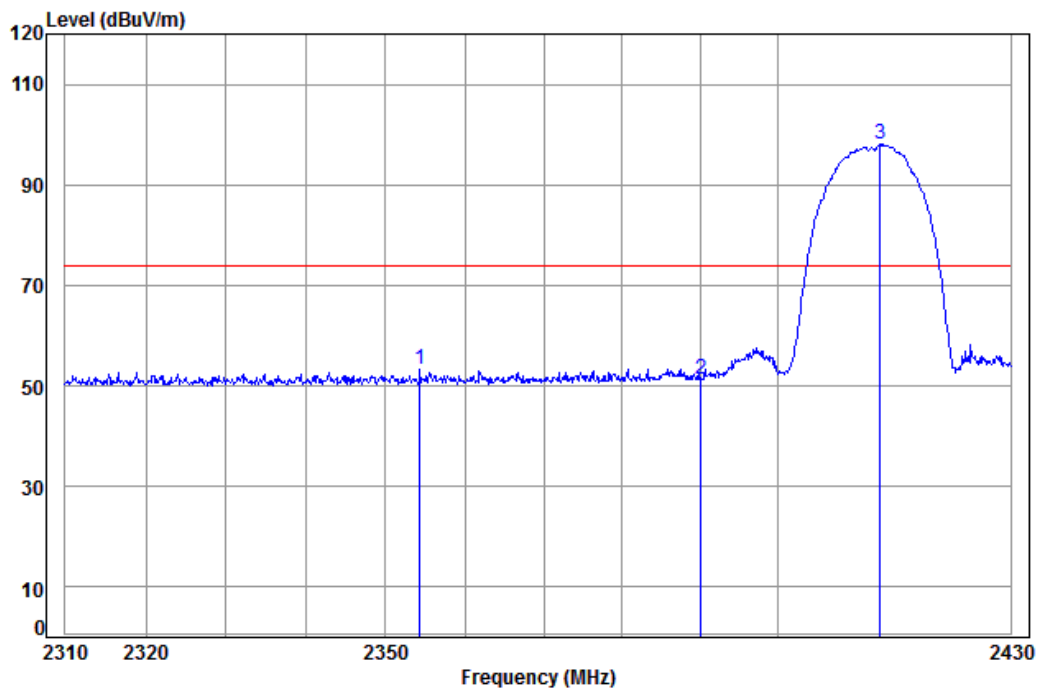
SGS-CSTC Standards Technical Services Co., Ltd.  
Shenzhen Branch

Report No.: HKES170100014202

Page: 190 of 207

WiFi Module 2:

Polarization:Horizontal; Modulation Type:802.11b; bandwidth:20MHz; Channel:Low



Condition: 3m HORIZONTAL

Job No: : 0142IT

Mode: : 2412 Bandedge

: 2.4G WIFI2-B

		Cable	Ant	Preamp	Read		Limit	Over	
	Freq	Loss	Factor	Factor	Level	Level	Line	Limit	Remark
	MHz	dB	dB/m	dB	dBuV	dBuV/m	dBuV/m	dB	
1	2354.289	5.31	28.97	37.96	56.89	53.21	74.00	-20.79	
2	2390.000	5.34	29.08	37.96	54.82	51.28	74.00	-22.72	
3 pp	2413.076	5.35	29.15	37.96	101.49	98.03	74.00	24.03	

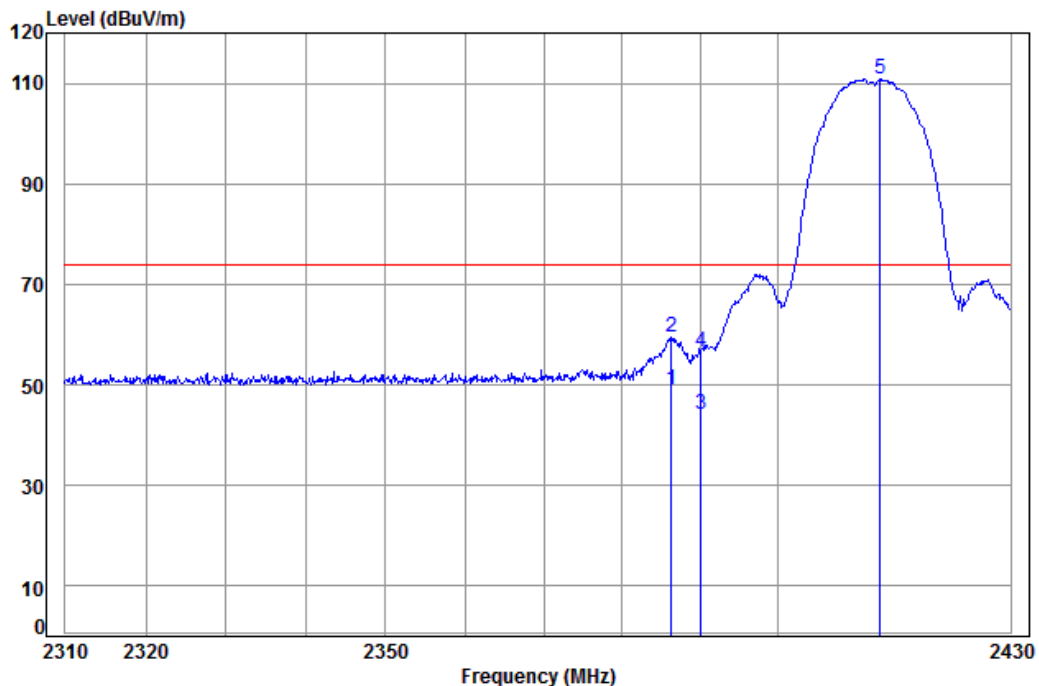


# SGS-CSTC Standards Technical Services Co., Ltd. Shenzhen Branch

Report No.: HKES170100014202

Page: 191 of 207

Polarization:Vertical; Modulation Type:802.11b; bandwidth:20MHz; Channel:Low



Condition: 3m VERTICAL

Job No: : 0142IT

Mode: : 2412 Bandedge

: 2.4G WIFI2-B

		Cable	Ant	Preamp	Read	Limit	Over	
	Freq	Loss	Factor	Factor	Level	Line	Limit	Remark
	MHz	dB	dB/m	dB	dBuV	dBuV/m	dBuV/m	dB
1 av	2386.219	5.33	29.07	37.96	52.51	48.95	54.00	-5.05 Average
2 pk	2386.219	5.33	29.07	37.96	62.96	59.40	74.00	-14.60 Peak
3	2390.000	5.34	29.08	37.96	47.58	44.04	54.00	-9.96 Average
4	2390.000	5.34	29.08	37.96	60.01	56.47	74.00	-17.53 Peak
5 pp	2413.076	5.35	29.15	37.96	114.23	110.77	74.00	36.77

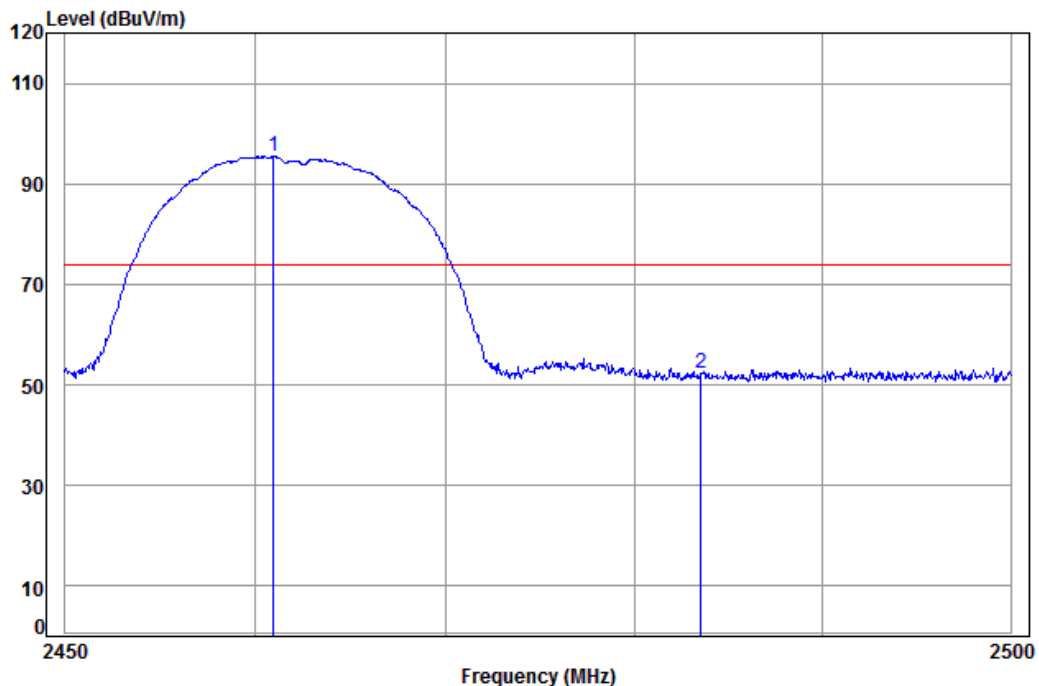


SGS-CSTC Standards Technical Services Co., Ltd.  
Shenzhen Branch

Report No.: HKES170100014202

Page: 192 of 207

Polarization:Horizontal; Modulation Type:802.11b; bandwidth:20MHz; Channel:High



Condition: 3m HORIZONTAL

Job No: : 0142IT

Mode: : 2462 Bandedge

: 2.4G WIFI2-B

		Cable	Ant	Preamp	Read		Limit	Over	
	Freq	Loss	Factor	Factor	Level	Level	Line	Limit	Remark
	MHz	dB	dB/m	dB	dBuV	dBuV/m	dBuV/m	dB	
1 pp	2460.914	5.39	29.29	37.95	98.72	95.45	74.00	21.45	
2	2483.500	5.41	29.35	37.95	55.65	52.46	74.00	-21.54	



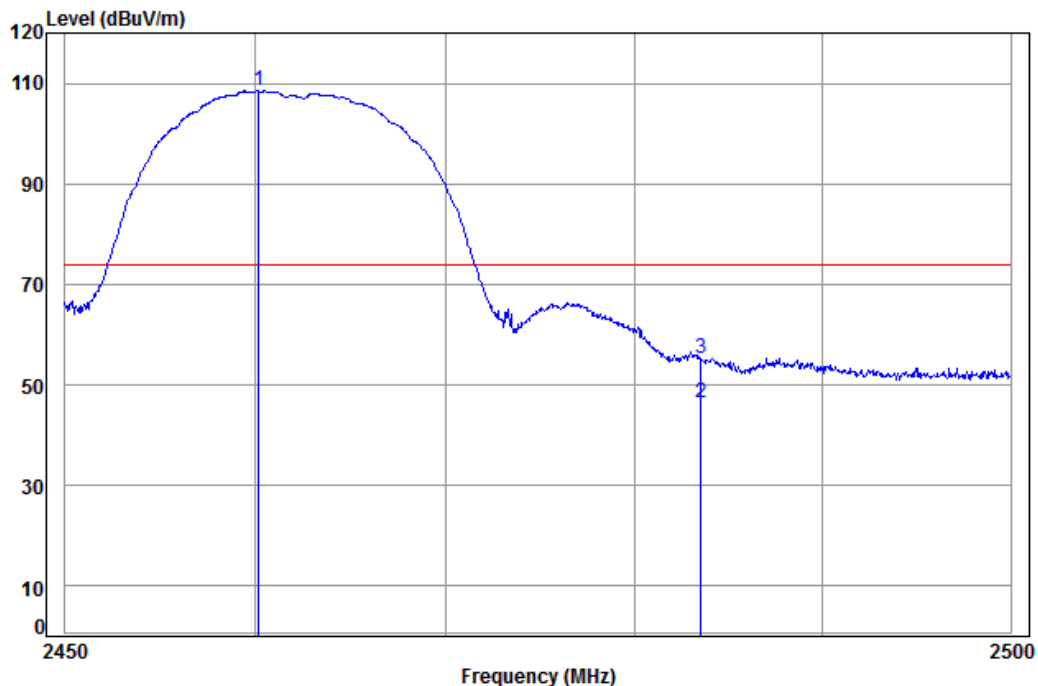


# SGS-CSTC Standards Technical Services Co., Ltd. Shenzhen Branch

Report No.: HKES170100014202

Page: 193 of 207

Polarization:Vertical; Modulation Type:802.11b; bandwidth:20MHz; Channel:High



Condition: 3m VERTICAL

Job No: : 0142IT

Mode: : 2462 Bandedge

: 2.4G WIFI2-B

		Cable	Ant	Preamp	Read	Limit	Over	
	Freq	Loss	Factor	Factor	Level	Line	Limit	Remark
	MHz	dB	dB/m	dB	dBuV	dBuV/m	dBuV/m	dB
1	pp 2460.168	5.39	29.28	37.95	111.71	108.43	74.00	34.43
2	av 2483.500	5.41	29.35	37.95	49.75	46.56	54.00	-7.44 Average
3	pk 2483.500	5.41	29.35	37.95	58.37	55.18	74.00	-18.82 Peak

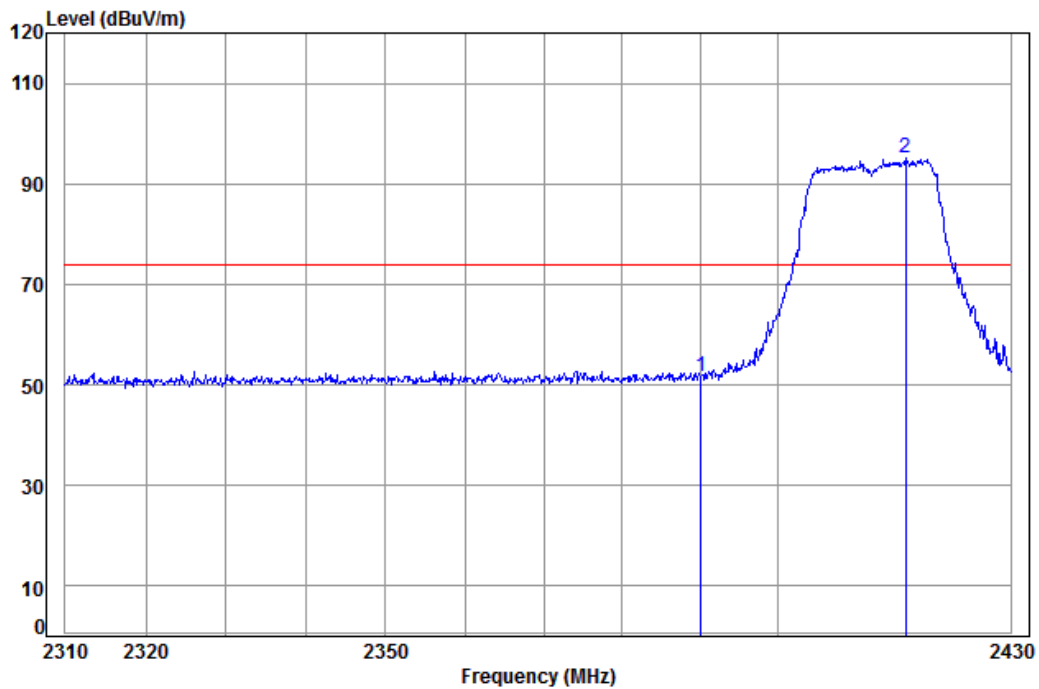


SGS-CSTC Standards Technical Services Co., Ltd.  
Shenzhen Branch

Report No.: HKES170100014202

Page: 194 of 207

Polarization:Horizontal; Modulation Type:802.11g; bandwidth:20MHz; Channel:Low



Condition: 3m HORIZONTAL

Job No: : 0142IT

Mode: : 2412 Bandedge

: 2.4G WIFI2-G

	Freq	Cable Loss	Ant Factor	Preamp Factor	Read Level	Level	Limit	Over Limit	Remark
	MHz	dB	dB/m	dB	dBuV	dBuV/m	dBuV/m	dB	
1	2390.000	5.34	29.08	37.96	55.22	51.68	74.00	-22.32	
2	pp 2416.378	5.36	29.16	37.96	98.57	95.13	74.00	21.13	

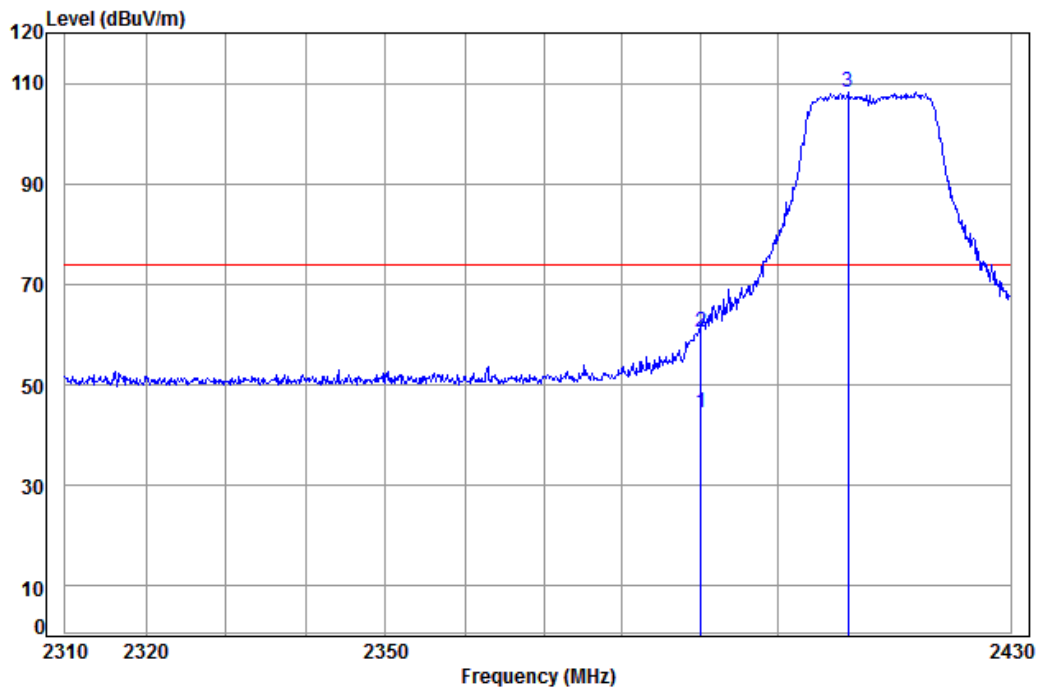


# SGS-CSTC Standards Technical Services Co., Ltd. Shenzhen Branch

Report No.: HKES170100014202

Page: 195 of 207

Polarization:Vertical; Modulation Type:802.11g; bandwidth:20MHz; Channel:Low



Condition: 3m VERTICAL

Job No: : 0142IT

Mode: : 2412 Bandedge

: 2.4G WIFI2-G

		Cable	Ant	Preamp	Read	Limit	Over	
	Freq	Loss	Factor	Factor	Level	Line	Limit	Remark
	MHz	dB	dB/m	dB	dBuV	dBuV/m	dBuV/m	dB
1	av 2390.000	5.34	29.08	37.96	47.91	44.37	54.00	-9.63 Average
2	pk 2390.000	5.34	29.08	37.96	64.09	60.55	74.00	-13.45 Peak
3	pp 2408.925	5.35	29.13	37.96	111.78	108.30	74.00	34.30

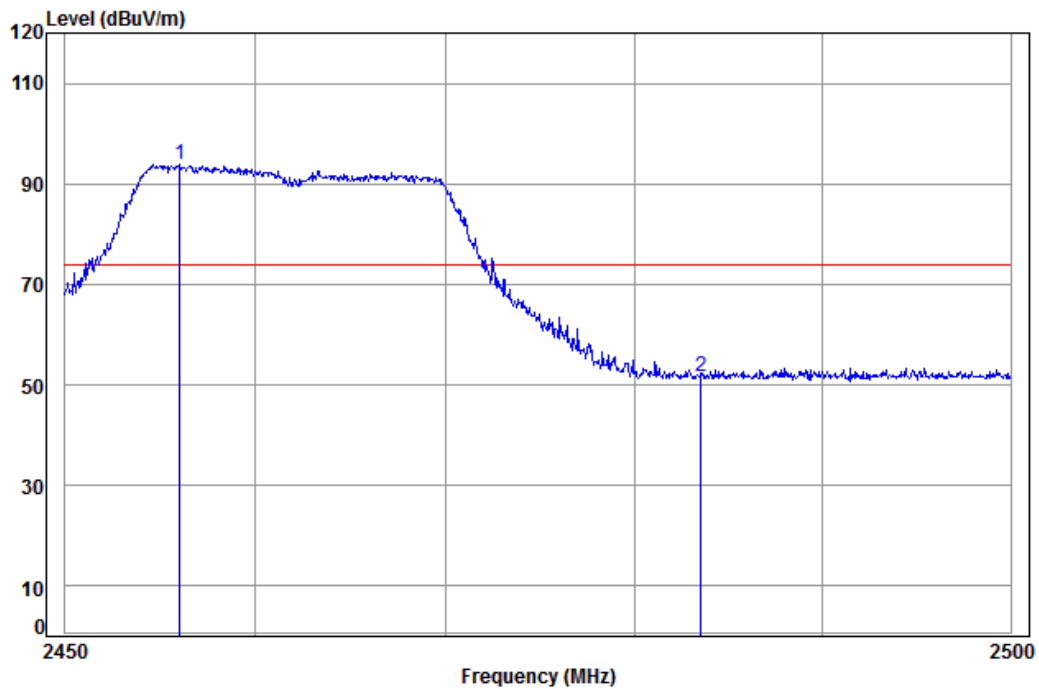


SGS-CSTC Standards Technical Services Co., Ltd.  
Shenzhen Branch

Report No.: HKES170100014202

Page: 196 of 207

Polarization:Horizontal; Modulation Type:802.11g; bandwidth:20MHz; Channel:High



Condition: 3m HORIZONTAL

Job No: : 0142IT

Mode: : 2462 Bandedge

: 2.4G WIFI2-G

		Cable	Ant	Preamp	Read	Limit	Over	
	Freq	Loss	Factor	Factor	Level	Level	Line	Limit Remark
	MHz	dB	dB/m	dB	dBuV	dBuV/m	dBuV/m	dB
1	pp 2455.996	5.39	29.27	37.95	97.06	93.77	74.00	19.77
2	2483.500	5.41	29.35	37.95	54.81	51.62	74.00	-22.38

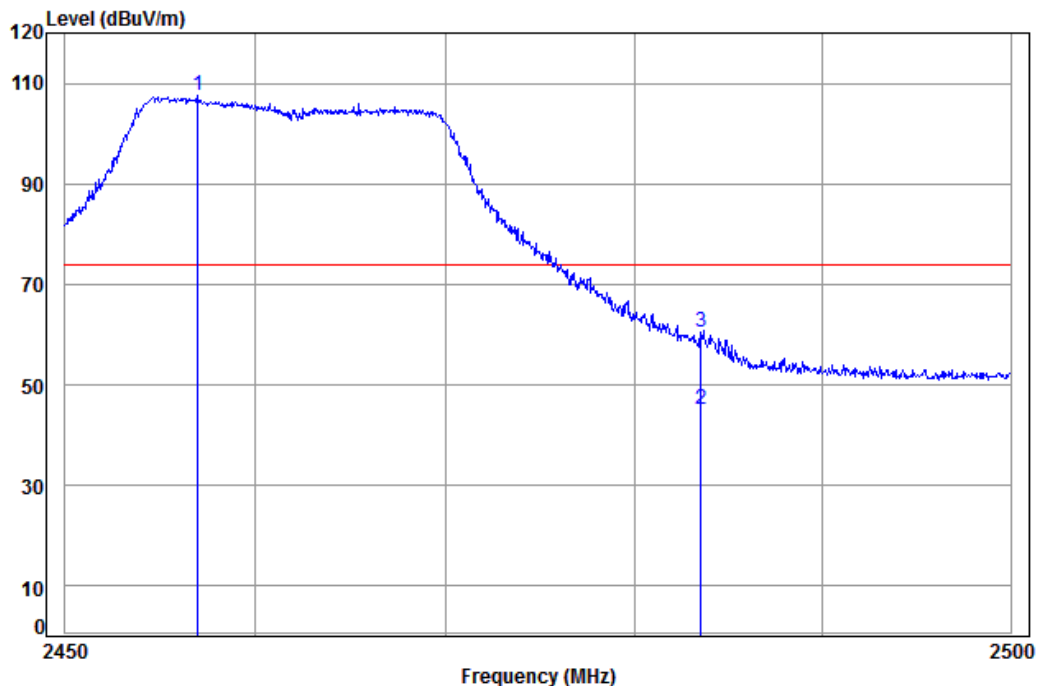


# SGS-CSTC Standards Technical Services Co., Ltd. Shenzhen Branch

Report No.: HKES170100014202

Page: 197 of 207

Polarization:Vertical; Modulation Type:802.11g; bandwidth:20MHz; Channel:High



Condition: 3m VERTICAL

Job No: : 0142IT

Mode: : 2462 Bandedge

: 2.4G WIFI2-G

		Cable	Ant	Preamp	Read		Limit	Over	
	Freq	Loss	Factor	Factor	Level	Level	Line	Limit	Remark
	MHz	dB	dB/m	dB	dBuV	dBuV/m	dBuV/m	dB	
1	pp 2456.939	5.39	29.28	37.95	110.84	107.56	74.00	33.56	
2	av 2483.500	5.41	29.35	37.95	48.38	45.19	54.00	-8.81	Average
3	pk 2483.500	5.41	29.35	37.95	63.59	60.40	74.00	-13.60	Peak

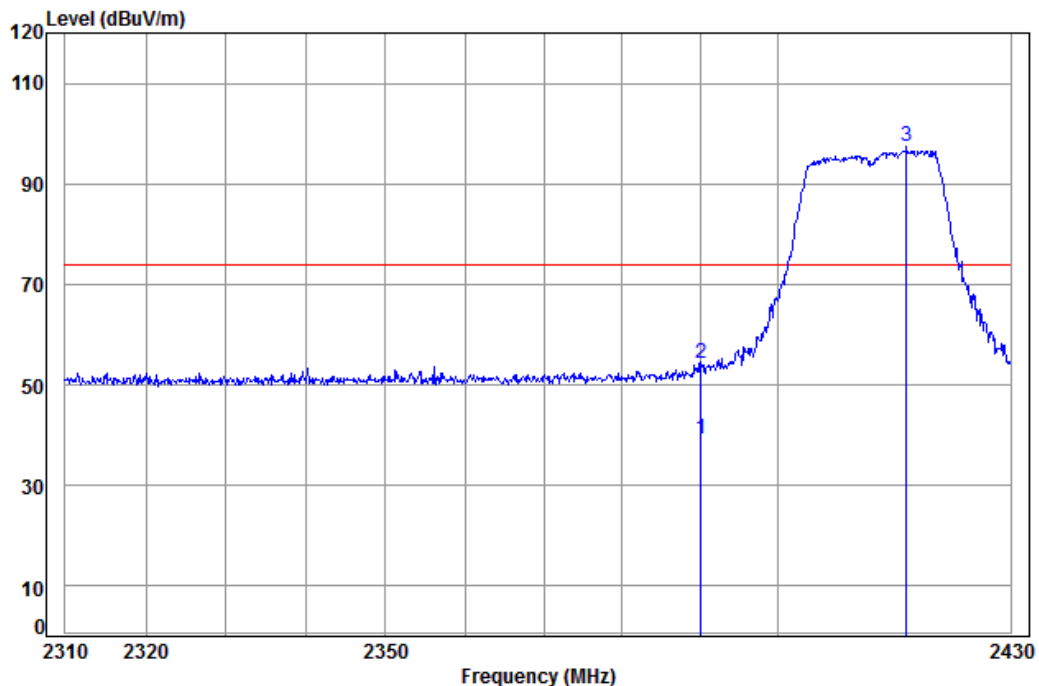


# SGS-CSTC Standards Technical Services Co., Ltd. Shenzhen Branch

Report No.: HKES170100014202

Page: 198 of 207

Polarization:Horizontal; Modulation Type:802.11n; bandwidth:20MHz; Channel:Low



Condition: 3m HORIZONTAL

Job No: : 0142IT

Mode: : 2412 Bandedge

: 2.4G WIFI2-N20

		Cable	Ant	Preamp	Read	Limit	Over	
	Freq	Loss	Factor	Factor	Level	Line	Limit	Remark
	MHz	dB	dB/m	dB	dBuV	dBuV/m	dBuV/m	dB
1 av	2390.000	5.34	29.08	37.96	42.66	39.12	54.00	-14.88 Average
2 pk	2390.000	5.34	29.08	37.96	57.83	54.29	74.00	-19.71 Peak
3 pp	2416.500	5.36	29.16	37.96	100.92	97.48	74.00	23.48

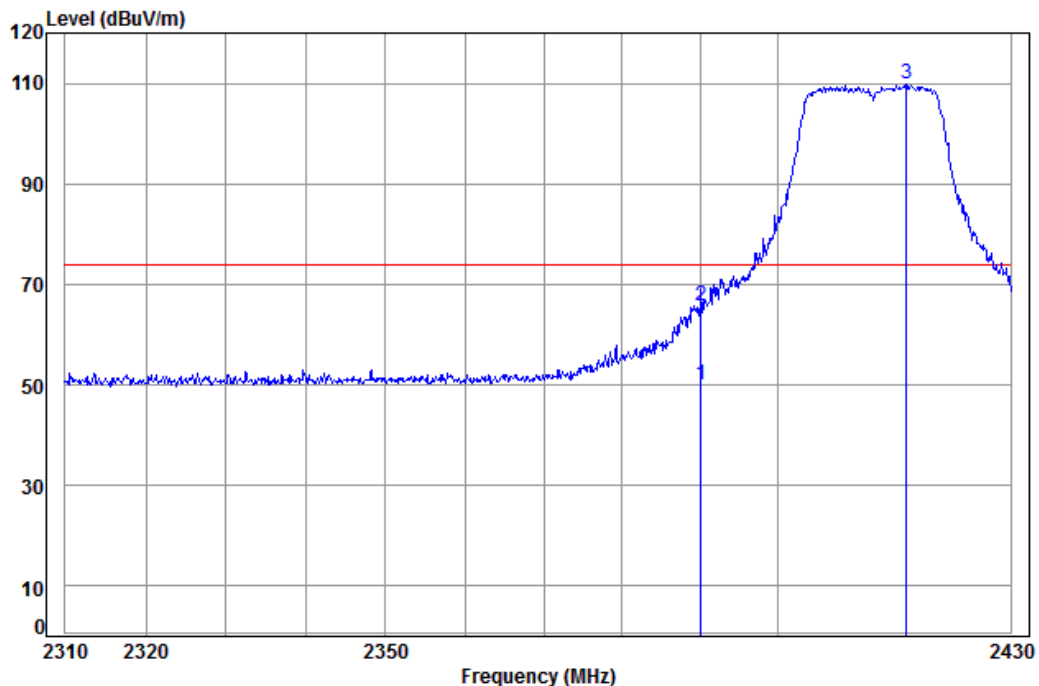


# SGS-CSTC Standards Technical Services Co., Ltd. Shenzhen Branch

Report No.: HKES170100014202

Page: 199 of 207

Polarization:Vertical; Modulation Type:802.11n; bandwidth:20MHz; Channel:Low



Condition: 3m VERTICAL

Job No: : 0142IT

Mode: : 2412 Bandedge

: 2.4G WIFI2-N20

		Cable	Ant	Preamp	Read	Limit	Over	
	Freq	Loss	Factor	Factor	Level	Line	Limit	Remark
	MHz	dB	dB/m	dB	dBuV	dBuV/m	dBuV/m	dB
1	av 2390.000	5.34	29.08	37.96	53.52	49.98	54.00	-4.02 Average
2	pk 2390.000	5.34	29.08	37.96	69.35	65.81	74.00	-8.19 Peak
3	pp 2416.500	5.36	29.16	37.96	113.25	109.81	74.00	35.81

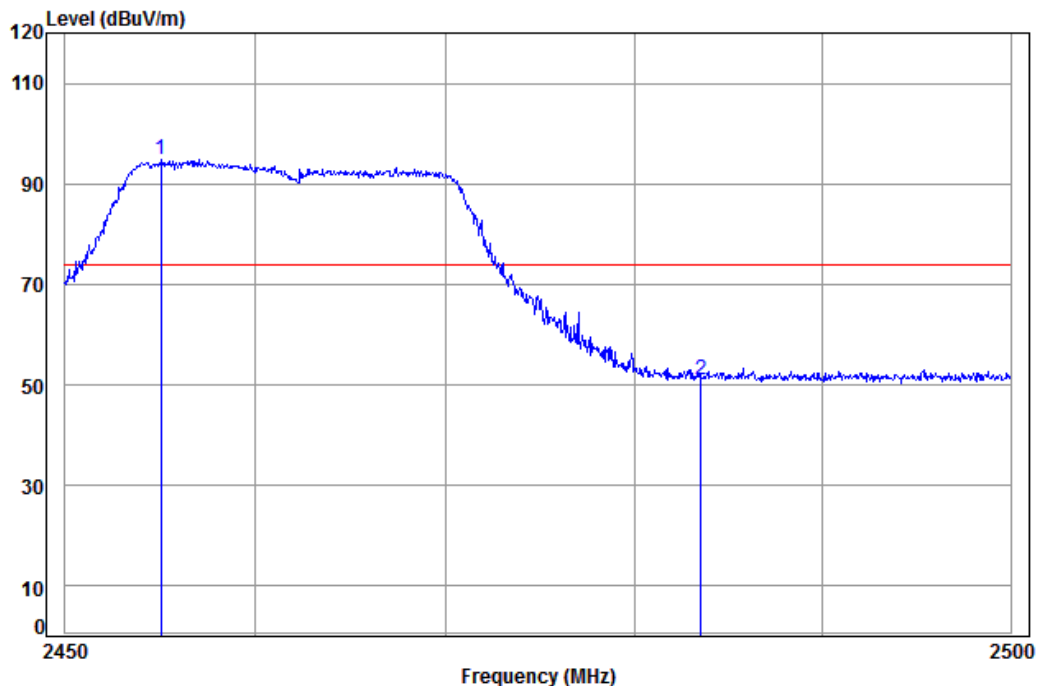


SGS-CSTC Standards Technical Services Co., Ltd.  
Shenzhen Branch

Report No.: HKES170100014202

Page: 200 of 207

Polarization:Horizontal; Modulation Type:802.11n; bandwidth:20MHz; Channel:High



Condition: 3m HORIZONTAL

Job No: : 0142IT

Mode: : 2462 Bandedge

: 2.4G WIFI2-N20

		Cable	Ant	Preamp	Read		Limit	Over	
	Freq	Loss	Factor	Factor	Level	Level	Line	Limit	Remark
	MHz	dB	dB/m	dB	dBuV	dBuV/m	dBuV/m	dB	
1	pp 2455.004	5.39	29.27	37.95	98.00	94.71	74.00	20.71	
2	2483.500	5.41	29.35	37.95	54.32	51.13	74.00	-22.87	



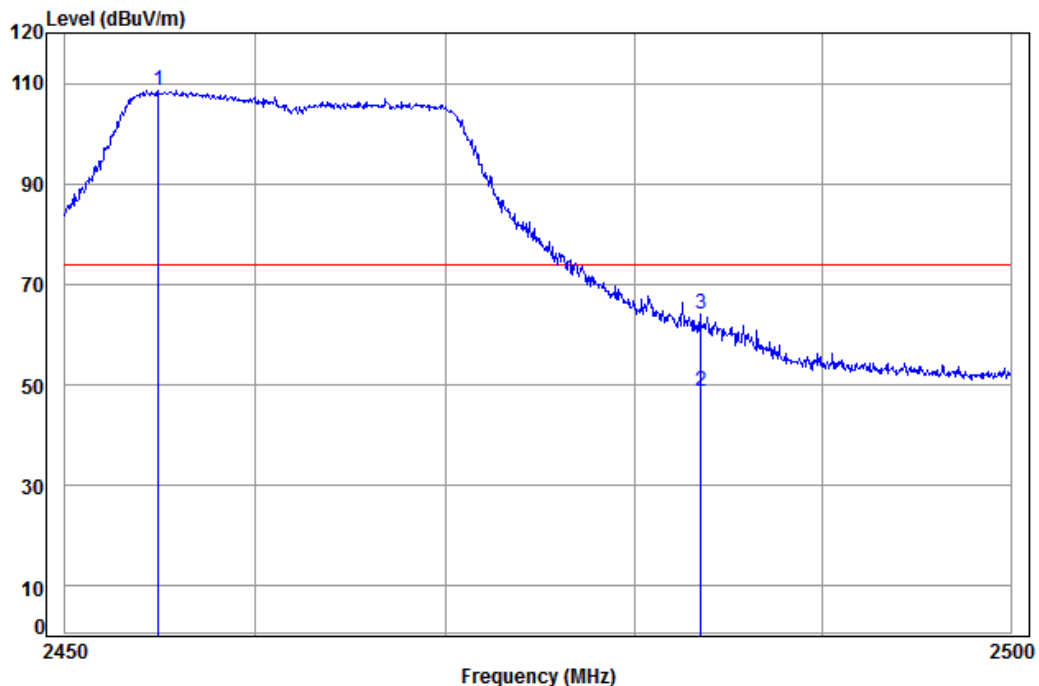


# SGS-CSTC Standards Technical Services Co., Ltd. Shenzhen Branch

Report No.: HKES170100014202

Page: 201 of 207

Polarization:Vertical; Modulation Type:802.11n; bandwidth:20MHz; Channel:High



Condition: 3m VERTICAL

Job No: : 0142IT

Mode: : 2462 Bandedge

: 2.4G WIFI2-N20

		Cable	Ant	Preamp	Read	Limit	Over	
	Freq	Loss	Factor	Factor	Level	Line	Limit	Remark
	MHz	dB	dB/m	dB	dBuV	dBuV/m	dBuV/m	dB
1	pp 2454.905	5.39	29.27	37.95	111.88	108.59	74.00	34.59
2	av 2483.500	5.41	29.35	37.95	51.91	48.72	54.00	-5.28 Average
3	pk 2483.500	5.41	29.35	37.95	67.39	64.20	74.00	-9.80 Peak

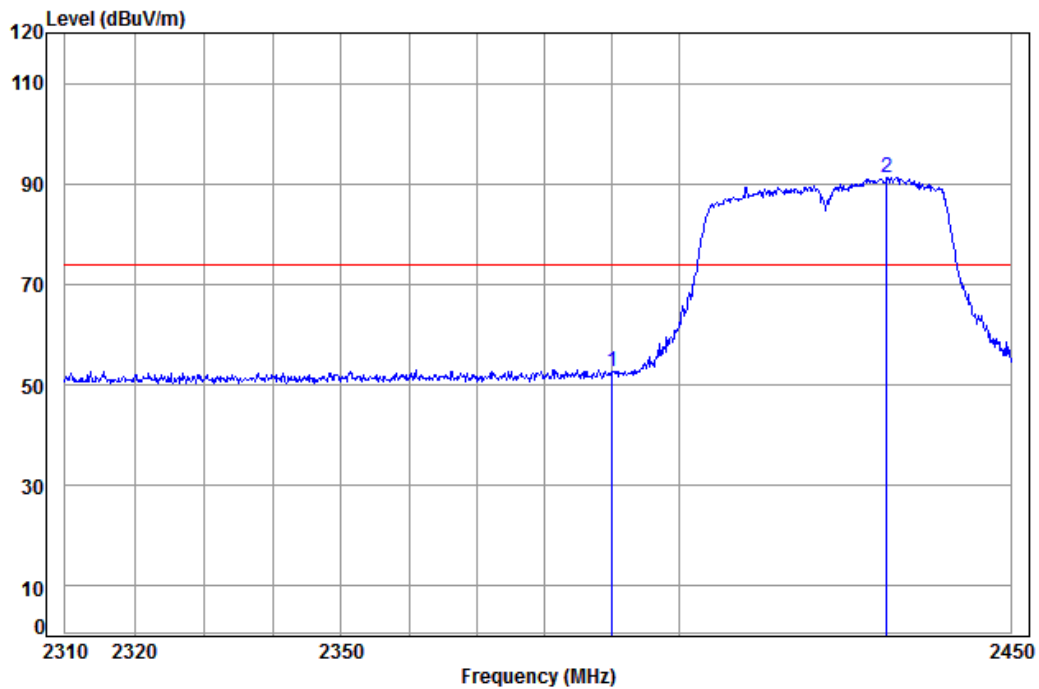


# SGS-CSTC Standards Technical Services Co., Ltd. Shenzhen Branch

Report No.: HKES170100014202

Page: 202 of 207

Polarization:Horizontal; Modulation Type:802.11n; bandwidth:40MHz; Channel:Low



Condition: 3m HORIZONTAL

Job No: : 0142IT

Mode: : 2422 Bandedge

: 2.4G WIFI2-N40

	Freq	Cable Loss	Ant Factor	Preamplifier Factor	Read Level	Level	Limit	Over Limit	Remark
	MHz	dB	dB/m	dB	dBuV	dBuV/m	dBuV/m	dB	
1	2390.000	5.34	29.08	37.96	56.07	52.53	74.00	-21.47	
2 pp	2431.188	5.37	29.20	37.96	94.76	91.37	74.00	17.37	

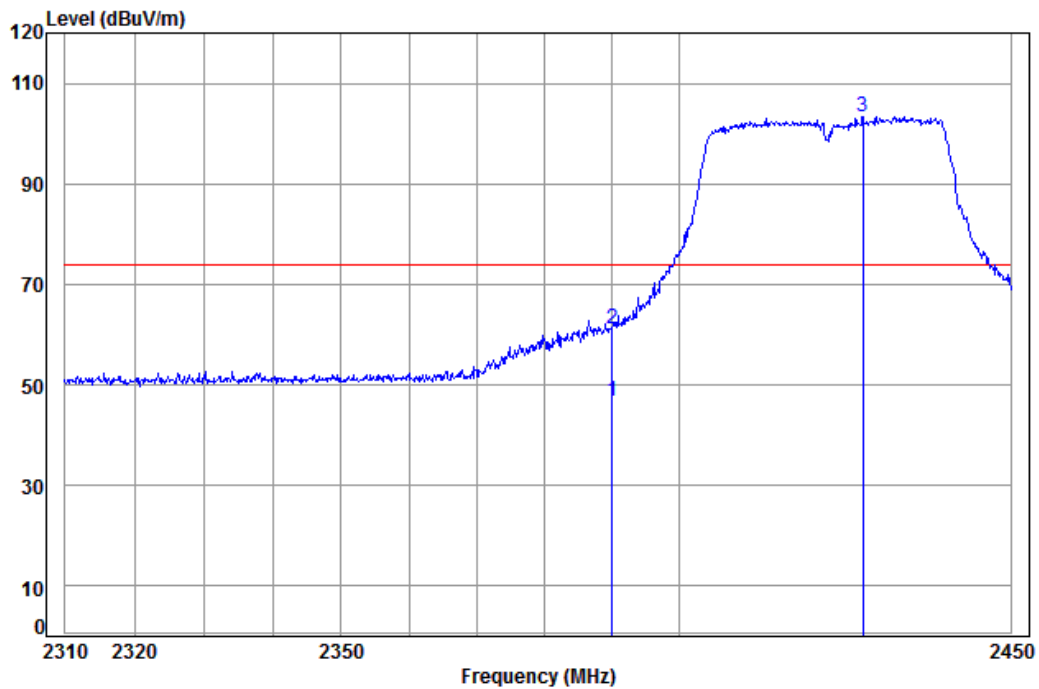


# SGS-CSTC Standards Technical Services Co., Ltd. Shenzhen Branch

Report No.: HKES170100014202

Page: 203 of 207

Polarization:Vertical; Modulation Type:802.11n; bandwidth:40MHz; Channel:Low



Condition: 3m VERTICAL

Job No: : 0142IT

Mode: : 2422 Bandedge

: 2.4G WIFI2-N40

		Cable	Ant	Preamp	Read	Limit	Over	
	Freq	Loss	Factor	Factor	Level	Line	Limit	Remark
	MHz	dB	dB/m	dB	dBuV	dBuV/m	dBuV/m	dB
1	av 2390.000	5.34	29.08	37.96	50.28	46.74	54.00	-7.26 Average
2	pk 2390.000	5.34	29.08	37.96	64.61	61.07	74.00	-12.93 Peak
3	pp 2427.614	5.37	29.19	37.96	106.81	103.41	74.00	29.41

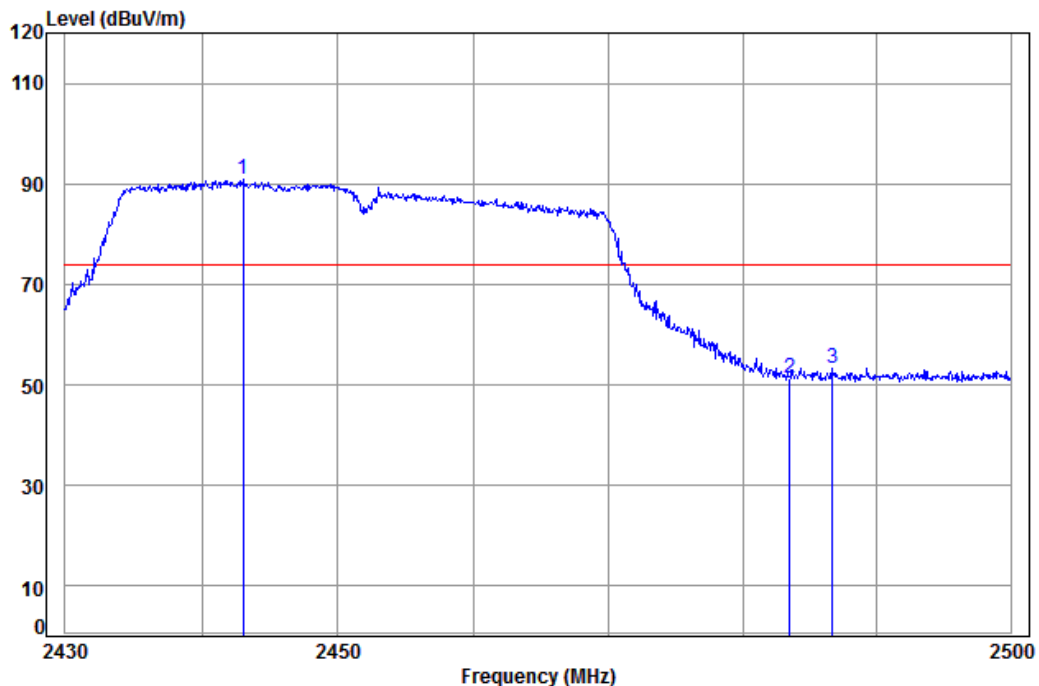


SGS-CSTC Standards Technical Services Co., Ltd.  
Shenzhen Branch

Report No.: HKES170100014202

Page: 204 of 207

Polarization:Horizontal; Modulation Type:802.11n; bandwidth:40MHz; Channel:High



Condition: 3m HORIZONTAL

Job No: : 0142IT

Mode: : 2452 Bandedge

: 2.4G WIFI2-N40

		Cable	Ant	Preamp	Read	Limit	Over	
	Freq	Loss	Factor	Factor	Level	Line	Limit	Remark
	MHz	dB	dB/m	dB	dBuV	dBuV/m	dBuV/m	dB
1 pp	2443.009	5.38	29.23	37.96	94.09	90.74	74.00	16.74
2	2483.500	5.41	29.35	37.95	54.49	51.30	74.00	-22.70
3	2486.688	5.41	29.36	37.95	56.57	53.39	74.00	-20.61

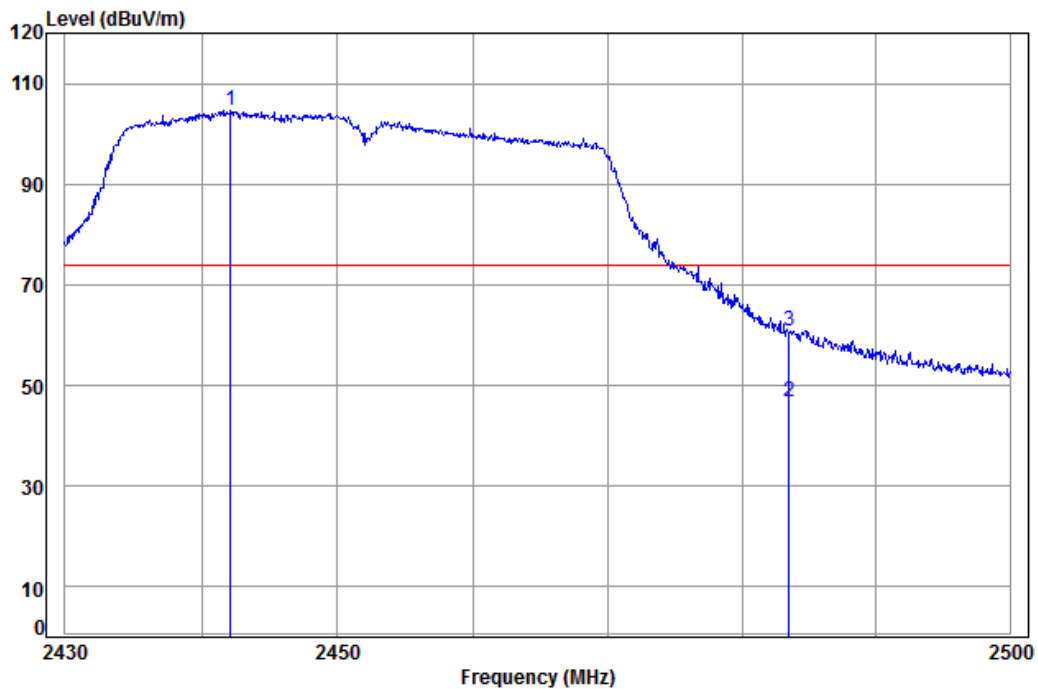


# SGS-CSTC Standards Technical Services Co., Ltd. Shenzhen Branch

Report No.: HKES170100014202

Page: 205 of 207

Polarization: Vertical; Modulation Type: 802.11n; bandwidth: 40MHz; Channel: High



Condition: 3m VERTICAL

Job No: : 0142IT

Mode: : 2452 Bandedge

: 2.4G WIFI2-N40

		Cable	Ant	Preamp	Read	Limit	Over	
	Freq	Loss	Factor	Factor	Level	Level	Line	Limit Remark
	MHz	dB	dB/m	dB	dBuV	dBuV/m	dBuV/m	dB
1	pp 2442.107	5.38	29.23	37.96	108.13	104.78	74.00	30.78
2	av 2483.500	5.41	29.35	37.95	49.97	46.78	54.00	-7.22 Average
3	pk 2483.500	5.41	29.35	37.95	64.16	60.97	74.00	-13.03 Peak

## Note:

The field strength is calculated by adding the Antenna Factor, Cable Factor & Preamplifier. The basic equation with a sample calculation is as follows:

*Final Test Level = Receiver Reading + Antenna Factor + Cable Factor – Preamplifier Factor*

## 7 Photographs - EUT Test Setup

Test model No.: MAX HD4


### 7.1 Conducted Emission



### 7.2 Radiated Emission



### 7.3 Radiated Spurious Emission



## 8 Photographs - EUT Constructional Details

Refer to Appendix A - Photographs of EUT Constructional Details for HKES1701000142IT.