

MEMO

TABLE OF CONTENTS

Introduction	Feature Summary	4
1 Installation	Package Content	5
	Function Keys	6
	Identifying Your Unit	7
	Installation	8
2 Operation	Turning Your Detector On	12
	Reading The Indicators	12
3 Settings/Indicators	TUTORIAL mode	13
	DIM mode	13
	SAFETY ALERT	14
	CITY mode	14
	X-DELETE function	14
	4 MUTE selection	14
4 Care and Maintenance	Care and Maintenance	15
	Frequently Asked Questions	17
	Safety Alert System	19
5 Trouble shooting		20
6 Specifications	Radar	21
	Laser	21
	General	21
7 Warranty	Service/Repairs	22
	Customer Service	23
	Accessories	24

EARLY WARNING FEATURES

MEMO

X,K Ka Band and Laser signal Detection

Detects signals from traffic radar/laser devices by displaying different tones and indicators let you know the type of signal received.

360° Laser Detection

Detects laser signal and protects your vehicle from every direction.

VG-2/Spectre Protection

Also known as a "Radar Detector Detector," Police use VG-2 or Spectre Gun to find out whether or not you are using a Radar Detector.

Real Voice Alert

Greets you as you turn on the detector and alerts you with 15 different vocal indicators including radar and laser detection.

Safety Alert Detection

Alerts you to the presence of potential road hazards, emergency vehicles, and busy railroad crossings, etc. used by a Safety Alert System transmission.

Power/Volume Control

Turns unit on/off and adjusts audio level.

Tutorial Mode

To demonstrate operations of radar detector.

Anti Falsing Circuitry

Helps prevent false alarms caused by non-traffic radar sources.

Memory Retention

Retains previously set operational modes after power-off.

ACCESSORIES

If you require additional accessories or replacement accessories for your unit, send a money order payable to BG Tech America and brief note stating your name, address, telephone number, model number, and the list of accessories requested.

DESCRIPTION	PRICE USD
Coiled Power Cord	\$5.00
Power Cord Fuse	\$5.00
Windshield Bracket w/suction cups	\$5.00
Suction cups	\$1.00
Speaker	\$10.00
Owner's Manual	N/C

Price subject to change without notice.

Mute Alert

Your detector allows you to quickly turn off an audio alert by momentarily pressing the Mute button. If you press the Mute button a second time during the Alert, the audio Alert will be turned back on.

City/Highway Mode

Deletes most X-band and minimizes alerts when you are in the areas that have false radar signals.

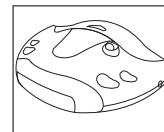
Instant On or Pulse Radar Detection

Alerts you to sudden high-level radar and laser signals.

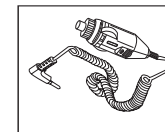
Signal Strength Indicator

Helps you determine the distance between you and the police device in use.

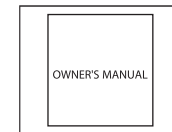
Package Content



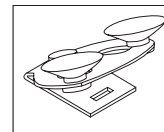
EWR - 757 Radar Detector



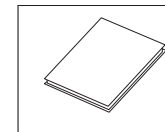
Coiled Power Cord



Operation Manual



Bracket with Suction Cups



Dash Mounting Velcro Tape

FUNCTION KEYS

- | | |
|----------------------------|---|
| 1 Volume On/Off | Allows you to adjust the volume of the tone alerts |
| 2 Mute | For manual mute or auto mute of audio alerts |
| 3 Dim | Allows you to adjust the Ultra Bright data display brightness |
| 4 City | For city or highway modes to reduce false alerts |
| 5 X-Off | Allows control of Radar and Safety alerts, Voice On/Off. |
| 6 Speaker | Sound |
| 7 Windshield bracket mount | Release Button |
| 8 360 Laser Sensor | Detects signals from all directions. |
| 9 Power Plug | DC 12V Power Input Jack. |

HOW TO GET WARRANTY SERVICE?

- 1 Type or print your Name, Address, Telephone No. and Model No. of the unit. Also attach your dated sales receipt and description of the problem and send to:

BG Tech America, Inc.
300 Park Blvd, suite 331
Itasca, Illinois 60143, USA

Tel (866) 363-0550

Email: cs@bgtechamerica.com



PLEASE DO NOT SEND THE DETECTOR TO THIS ADDRESS.
We are not responsible for the radar detectors received at the address above.

DISPLAYS

V When steady display will be shown
X & K Will light simultaneously when indicating Ku detection



Signal Strength,
Laser and City/Highway
Mode indicators
Signal Strength

Radar, VG-2,
Spectre 1
Safety and
Strobe Indicators

- 2 After receipt of document, we will send you a return authorization number and a shipping label by first class mail. At this time, you will also be notified as to where to send your unit.
- 3 You are responsible for your Early Warning™ Radar Detector until it is in our hands; so insist on a proof-of-delivery receipt.