



1. SETUP PHOTOS


RADIATED EMISSION BELOW 30 MHz



RADIATED EMISSIONS BELOW 30MHz (BACK)



RADIATED EMISSION ABOVE 30 MHz



RADIATED EMISSIONS ABOVE 30 MHz (BACK)



AC MAINS LINE CONDUCTED EMISSION

LINE CONDUCTED EMISSION (FRONT)



LINE CONDUCTED EMISSION (BACK)



END OF REPORT