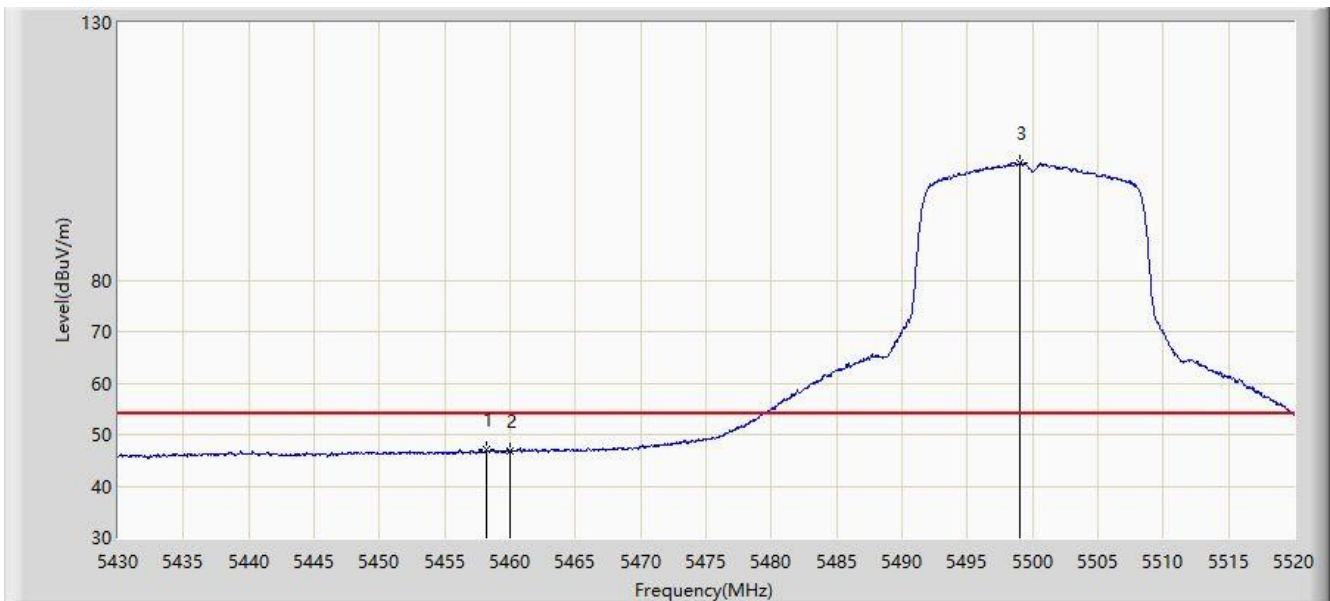


Site: WZ-AC1	Test Date: 2022-09-20
Limit: FCC_Part 15_15.209 RE(3m)	Engineer: Carl Jiang
Probe: BBHA9120D_1167_1-18GHz	Polarity: Horizontal
EUT: Barcode Reader	Power: AC 120V/60Hz
Test Mode: Transmit by 802.11a at 5500MHz	



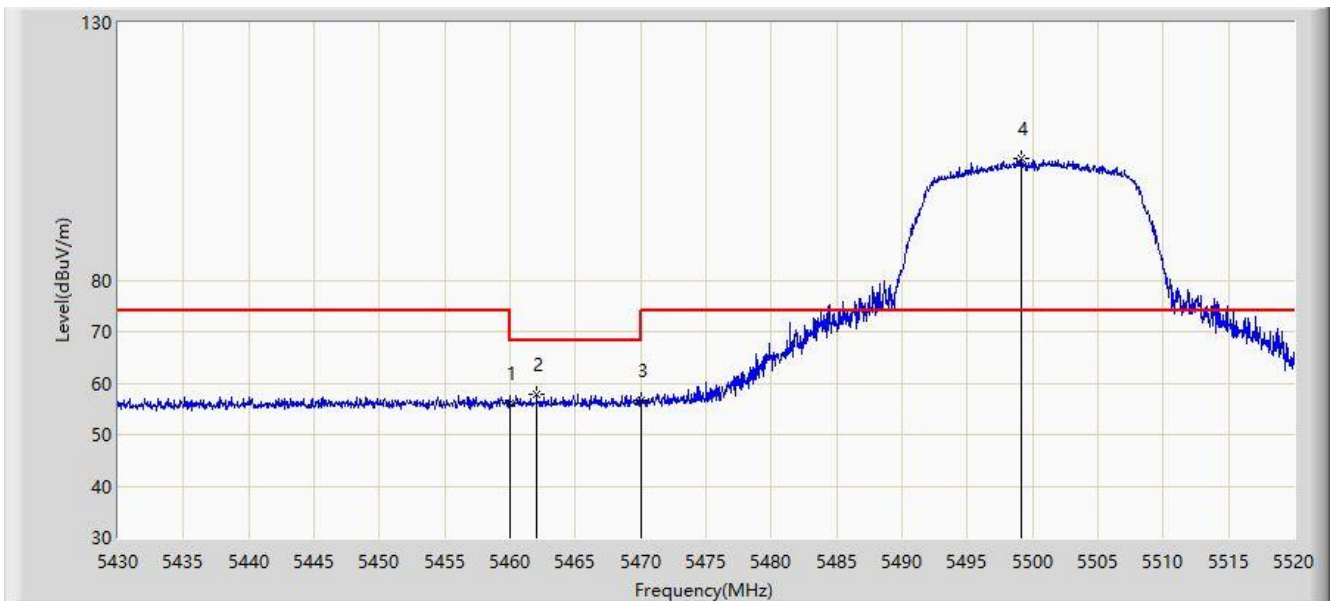
No	Mark	Frequency (MHz)	Measure Level (dB μ V/m)	Reading Level (dB μ V)	Margin (dB)	Limit (dB μ V/m)	Factor (dB/m)	Type
1	*	5458.170	47.087	43.468	-6.913	54.000	3.619	AV
2		5460.000	46.678	43.048	-7.322	54.000	3.630	AV
3		5499.075	102.862	98.967	N/A	N/A	3.896	AV

Note 1: " * ", means this data is the worst emission level.

Note 2: Measure Level (dB μ V/m) = Reading Level (dB μ V) + Factor (dB/m).

Note 3: Factor (dB/m) = Cable Loss (dB) + Antenna Factor (dB/m) - Pre_Amplifier Gain (dB).

Site: WZ-AC1	Test Date: 2022-09-20
Limit: FCC_Part 15_15.209 RE(3m)	Engineer: Carl Jiang
Probe: BBHA9120D_1167_1-18GHz	Polarity: Vertical
EUT: Barcode Reader	Power: AC 120V/60Hz
Test Mode: Transmit by 802.11a at 5500MHz	



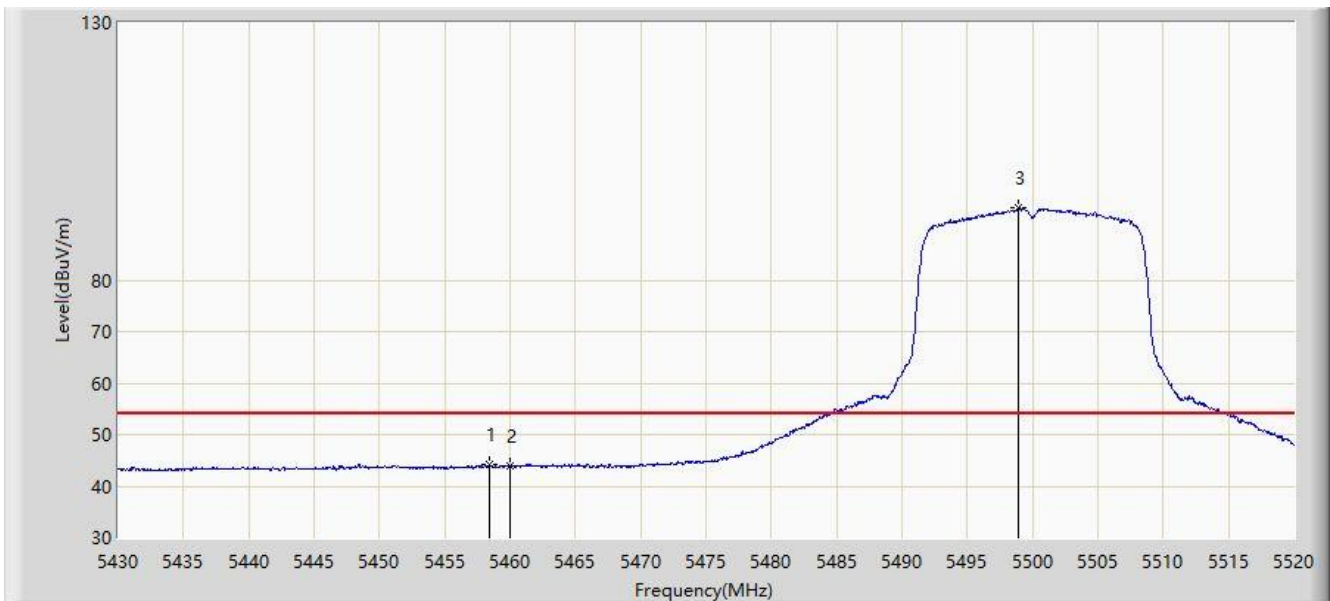
No	Mark	Frequency (MHz)	Measure Level (dB μ V/m)	Reading Level (dB μ V)	Margin (dB)	Limit (dB μ V/m)	Factor (dB/m)	Type
1		5460.000	56.065	52.435	-17.935	74.000	3.630	PK
2	*	5462.040	57.753	54.110	-10.447	68.200	3.643	PK
3		5470.000	56.578	52.887	-11.622	68.200	3.691	PK
4		5499.120	103.560	99.666	N/A	N/A	3.895	PK

Note 1: " * ", means this data is the worst emission level.

Note 2: Measure Level (dB μ V/m) = Reading Level (dB μ V) + Factor (dB/m).

Note 3: Factor (dB/m) = Cable Loss (dB) + Antenna Factor (dB/m) - Pre_Amplifier Gain (dB).

Site: WZ-AC1	Test Date: 2022-09-20
Limit: FCC_Part 15_15.209 RE(3m)	Engineer: Carl Jiang
Probe: BBHA9120D_1167_1-18GHz	Polarity: Vertical
EUT: Barcode Reader	Power: AC 120V/60Hz
Test Mode: Transmit by 802.11a at 5500MHz	



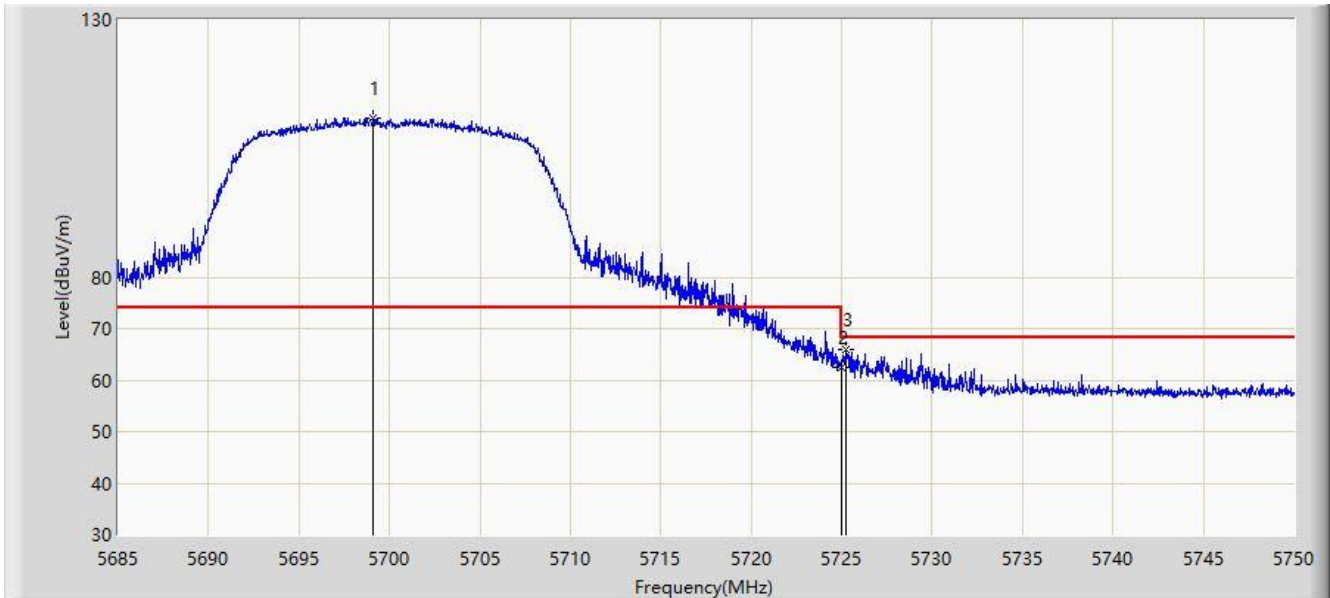
No	Mark	Frequency (MHz)	Measure Level (dB μ V/m)	Reading Level (dB μ V)	Margin (dB)	Limit (dB μ V/m)	Factor (dB/m)	Type
1	*	5458.440	44.322	40.701	-9.678	54.000	3.621	AV
2		5460.000	43.769	40.139	-10.231	54.000	3.630	AV
3		5498.940	94.187	90.291	N/A	N/A	3.897	AV

Note 1: " * ", means this data is the worst emission level.

Note 2: Measure Level (dB μ V/m) = Reading Level (dB μ V) + Factor (dB/m).

Note 3: Factor (dB/m) = Cable Loss (dB) + Antenna Factor (dB/m) - Pre_Amplifier Gain (dB).

Site: WZ-AC1	Test Date: 2022-09-20
Limit: FCC_Part 15_15.209 RE(3m)	Engineer: Carl Jiang
Probe: BBHA9120D_1167_1-18GHz	Polarity: Horizontal
EUT: Barcode Reader	Power: AC 120V/60Hz
Test Mode: Transmit by 802.11a at 5700MHz	



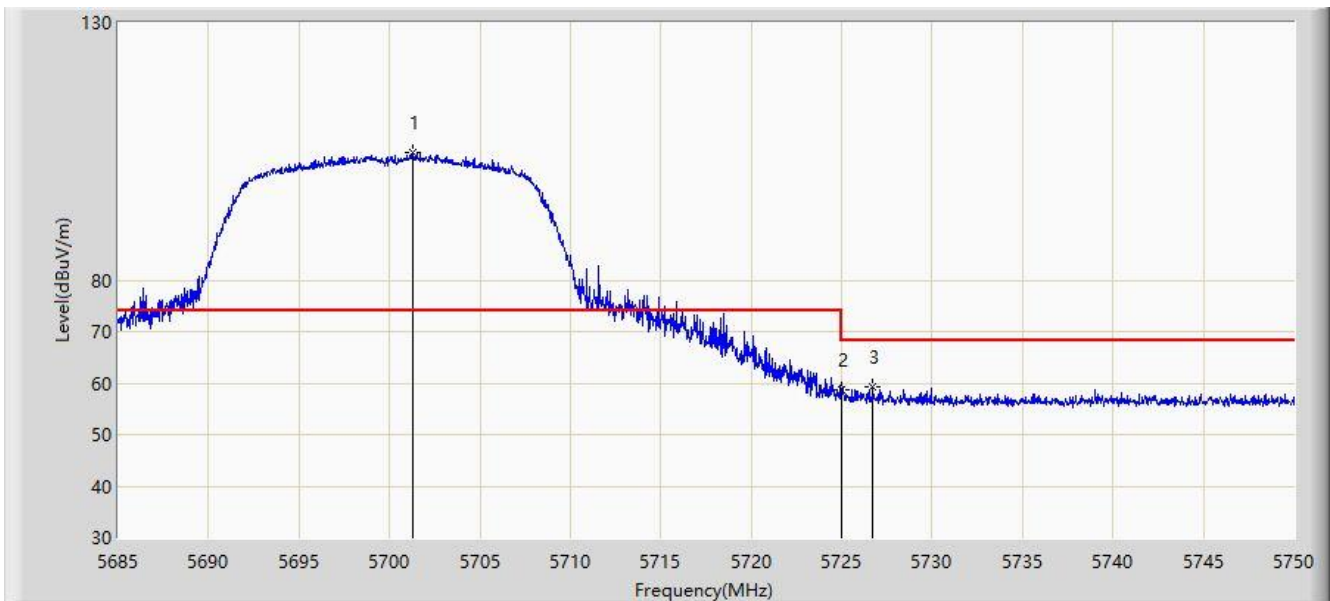
No	Mark	Frequency (MHz)	Measure Level (dB μ V/m)	Reading Level (dB μ V)	Margin (dB)	Limit (dB μ V/m)	Factor (dB/m)	Type
1		5699.105	110.955	107.038	N/A	N/A	3.917	PK
2		5725.000	62.602	58.659	-5.598	68.200	3.943	PK
3	*	5725.203	66.040	62.096	-2.160	68.200	3.944	PK

Note 1: " * ", means this data is the worst emission level.

Note 2: Measure Level (dB μ V/m) = Reading Level (dB μ V) + Factor (dB/m).

Note 3: Factor (dB/m) = Cable Loss (dB) + Antenna Factor (dB/m) - Pre_Amplifier Gain (dB).

Site: WZ-AC1	Test Date: 2022-09-20
Limit: FCC_Part 15_15.209 RE(3m)	Engineer: Carl Jiang
Probe: BBHA9120D_1167_1-18GHz	Polarity: Vertical
EUT: Barcode Reader	Power: AC 120V/60Hz
Test Mode: Transmit by 802.11a at 5700MHz	



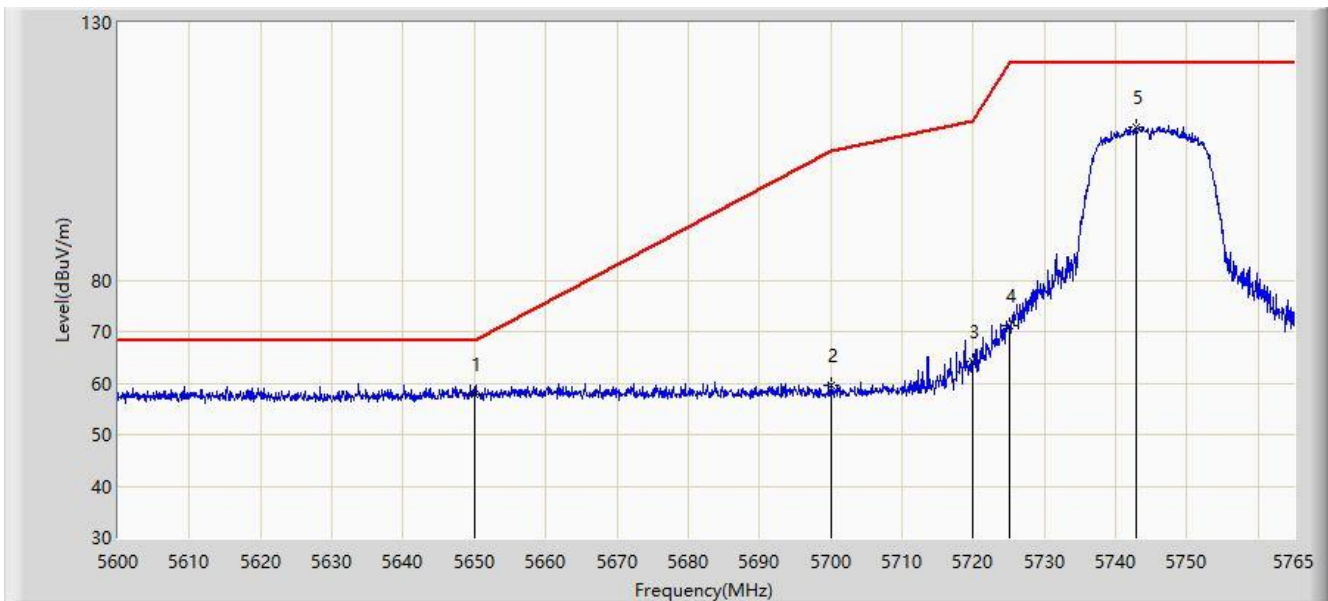
No	Mark	Frequency (MHz)	Measure Level (dB μ V/m)	Reading Level (dB μ V)	Margin (dB)	Limit (dB μ V/m)	Factor (dB/m)	Type
1		5701.283	104.855	100.942	N/A	N/A	3.913	PK
2		5725.000	58.831	54.888	-9.369	68.200	3.943	PK
3	*	5726.730	59.249	55.295	-8.951	68.200	3.954	PK

Note 1: " * ", means this data is the worst emission level.

Note 2: Measure Level (dB μ V/m) = Reading Level (dB μ V) + Factor (dB/m).

Note 3: Factor (dB/m) = Cable Loss (dB) + Antenna Factor (dB/m) - Pre_Amplifier Gain (dB).

Site: WZ-AC1	Test Date: 2022-09-20
Limit: FCC_Part 15_15.209 RE(3m)	Engineer: Carl Jiang
Probe: BBHA9120D_1167_1-18GHz	Polarity: Horizontal
EUT: Barcode Reader	Power: AC 120V/60Hz
Test Mode: Transmit by 802.11a at 5745MHz	



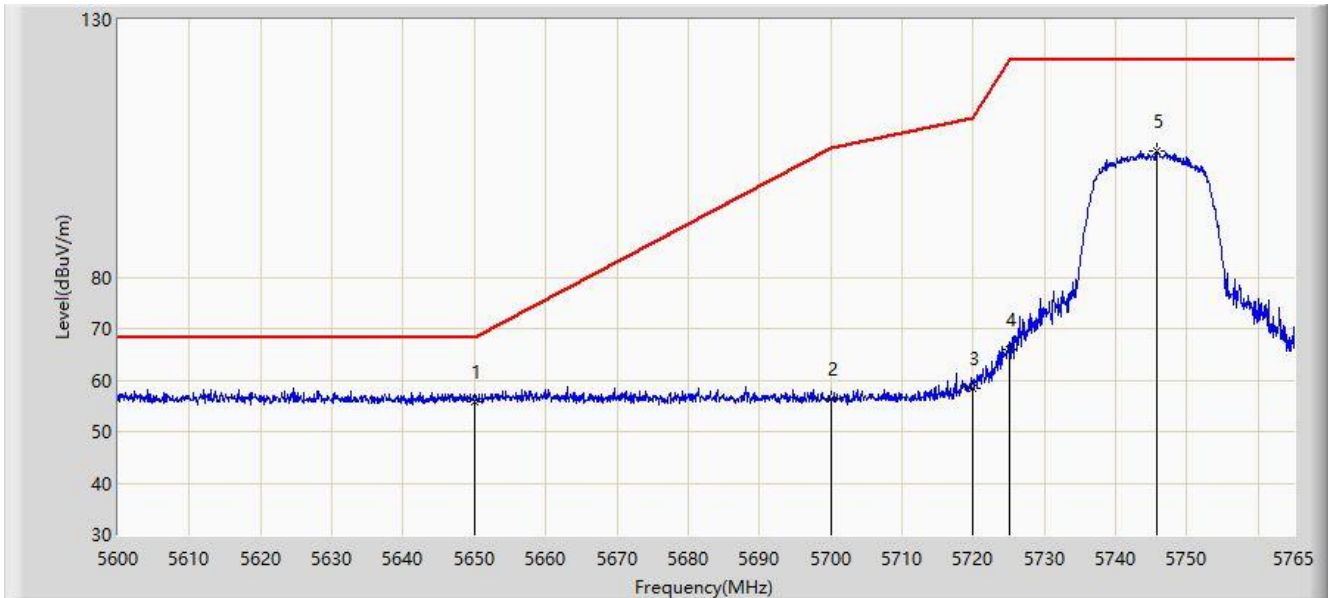
No	Mark	Frequency (MHz)	Measure Level (dB μ V/m)	Reading Level (dB μ V)	Margin (dB)	Limit (dB μ V/m)	Factor (dB/m)	Type
1	*	5650.000	57.835	53.921	-10.365	68.200	3.914	PK
2		5700.000	59.526	55.611	-45.674	105.200	3.916	PK
3		5720.000	64.287	60.358	-46.513	110.800	3.929	PK
4		5725.000	71.089	67.146	-51.111	122.200	3.943	PK
5		5742.808	109.687	105.529	N/A	N/A	4.158	PK

Note 1: " * ", means this data is the worst emission level.

Note 2: Measure Level (dB μ V/m) = Reading Level (dB μ V) + Factor (dB/m).

Note 3: Factor (dB/m) = Cable Loss (dB) + Antenna Factor (dB/m) - Pre_Amplifier Gain (dB).

Site: WZ-AC1	Test Date: 2022-09-20
Limit: FCC_Part 15_15.209 RE(3m)	Engineer: Carl Jiang
Probe: BBHA9120D_1167_1-18GHz	Polarity: Vertical
EUT: Barcode Reader	Power: AC 120V/60Hz
Test Mode: Transmit by 802.11a at 5745MHz	



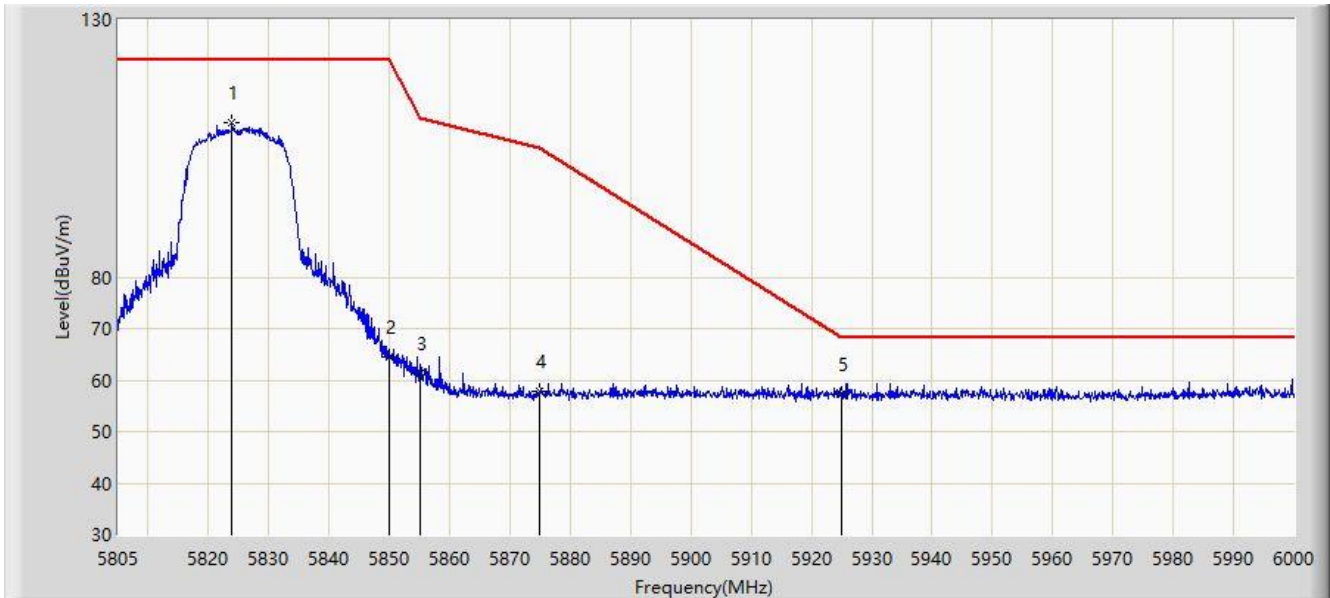
No	Mark	Frequency (MHz)	Measure Level (dBμV/m)	Reading Level (dBμV)	Margin (dB)	Limit (dBμV/m)	Factor (dB/m)	Type
1	*	5650.000	55.711	51.797	-12.489	68.200	3.914	PK
2		5700.000	56.375	52.460	-48.825	105.200	3.916	PK
3		5720.000	58.456	54.527	-52.344	110.800	3.929	PK
4		5725.000	65.991	62.048	-56.209	122.200	3.943	PK
5		5745.777	104.628	100.459	N/A	N/A	4.170	PK

Note 1: " * ", means this data is the worst emission level.

Note 2: Measure Level (dBμV/m) = Reading Level (dBμV) + Factor (dB/m).

Note 3: Factor (dB/m) = Cable Loss (dB) + Antenna Factor (dB/m) - Pre_Amplifier Gain (dB).

Site: WZ-AC1	Test Date: 2022-09-20
Limit: FCC_Part 15_15.209 RE(3m)	Engineer: Carl Jiang
Probe: BBHA9120D_1167_1-18GHz	Polarity: Horizontal
EUT: Barcode Reader	Power: AC 120V/60Hz
Test Mode: Transmit by 802.11a at 5825MHz	



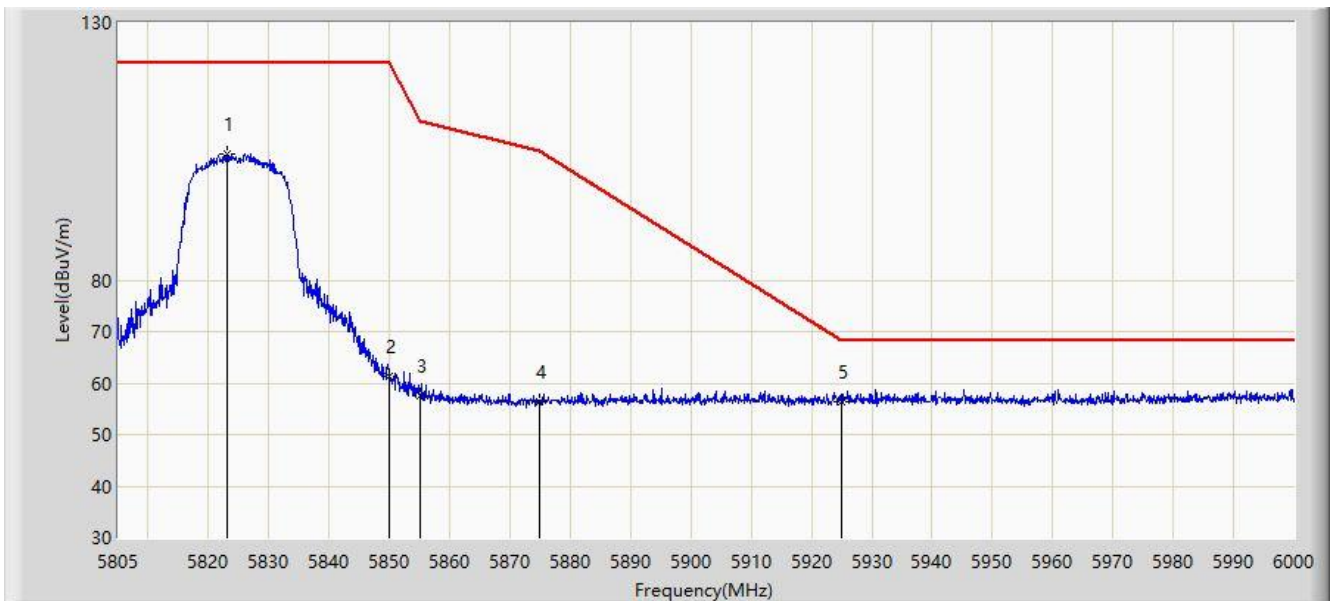
No	Mark	Frequency (MHz)	Measure Level (dBμV/m)	Reading Level (dBμV)	Margin (dB)	Limit (dBμV/m)	Factor (dB/m)	Type
1		5823.817	109.896	105.495	N/A	N/A	4.401	PK
2		5850.000	64.623	60.179	-57.577	122.200	4.444	PK
3		5855.000	61.163	56.763	-49.637	110.800	4.400	PK
4		5875.000	57.876	53.565	-47.324	105.200	4.312	PK
5	*	5925.000	57.287	52.656	-10.913	68.200	4.630	PK

Note 1: " * ", means this data is the worst emission level.

Note 2: Measure Level (dBμV/m) = Reading Level (dBμV) + Factor (dB/m).

Note 3: Factor (dB/m) = Cable Loss (dB) + Antenna Factor (dB/m) - Pre_Amplifier Gain (dB).

Site: WZ-AC1	Test Date: 2022-09-20
Limit: FCC_Part 15_15.209 RE(3m)	Engineer: Carl Jiang
Probe: BBHA9120D_1167_1-18GHz	Polarity: Vertical
EUT: Barcode Reader	Power: AC 120V/60Hz
Test Mode: Transmit by 802.11a at 5825MHz	



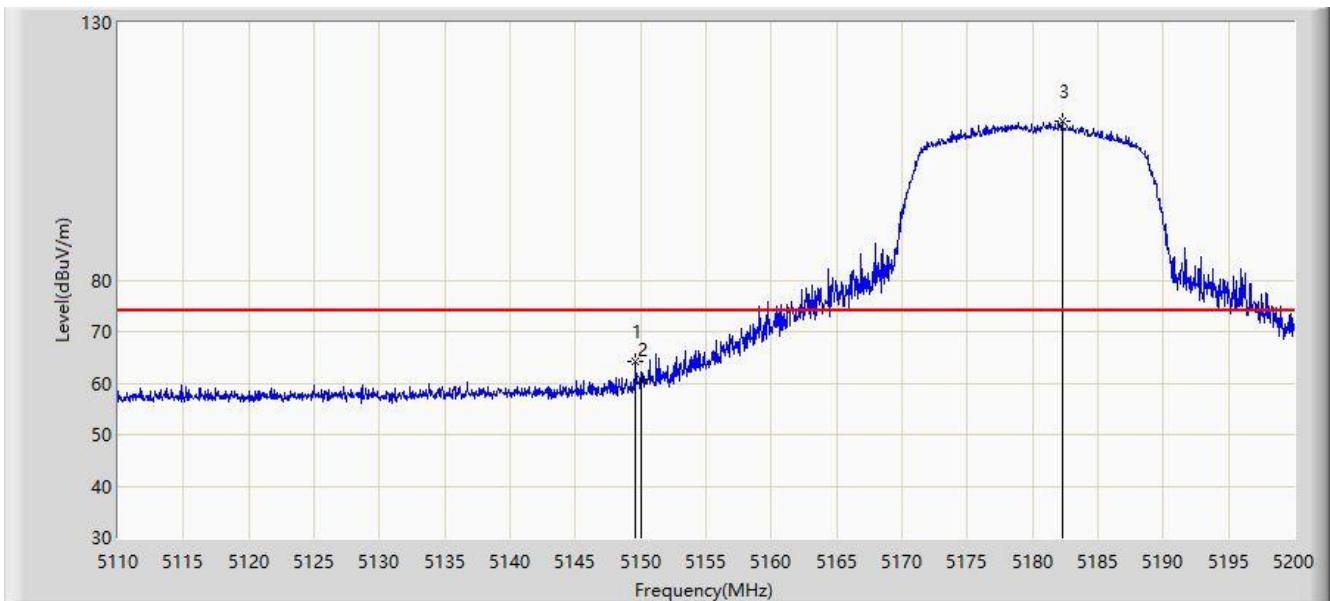
No	Mark	Frequency (MHz)	Measure Level (dB μ V/m)	Reading Level (dB μ V)	Margin (dB)	Limit (dB μ V/m)	Factor (dB/m)	Type
1		5823.038	104.634	100.238	N/A	N/A	4.395	PK
2		5850.000	61.309	56.865	-60.891	122.200	4.444	PK
3		5855.000	57.522	53.122	-53.278	110.800	4.400	PK
4		5875.000	56.512	52.201	-48.688	105.200	4.312	PK
5	*	5925.000	56.396	51.765	-11.804	68.200	4.630	PK

Note 1: " * ", means this data is the worst emission level.

Note 2: Measure Level (dB μ V/m) = Reading Level (dB μ V) + Factor (dB/m).

Note 3: Factor (dB/m) = Cable Loss (dB) + Antenna Factor (dB/m) - Pre_Amplifier Gain (dB).

Site: WZ-AC1	Test Date: 2022-09-20
Limit: FCC_Part 15_15.209 RE(3m)	Engineer: Carl Jiang
Probe: BBHA9120D_1167_1-18GHz	Polarity: Horizontal
EUT: Barcode Reader	Power: AC 120V/60Hz
Test Mode: Transmit by 802.11ac-VHT20 at 5180MHz	



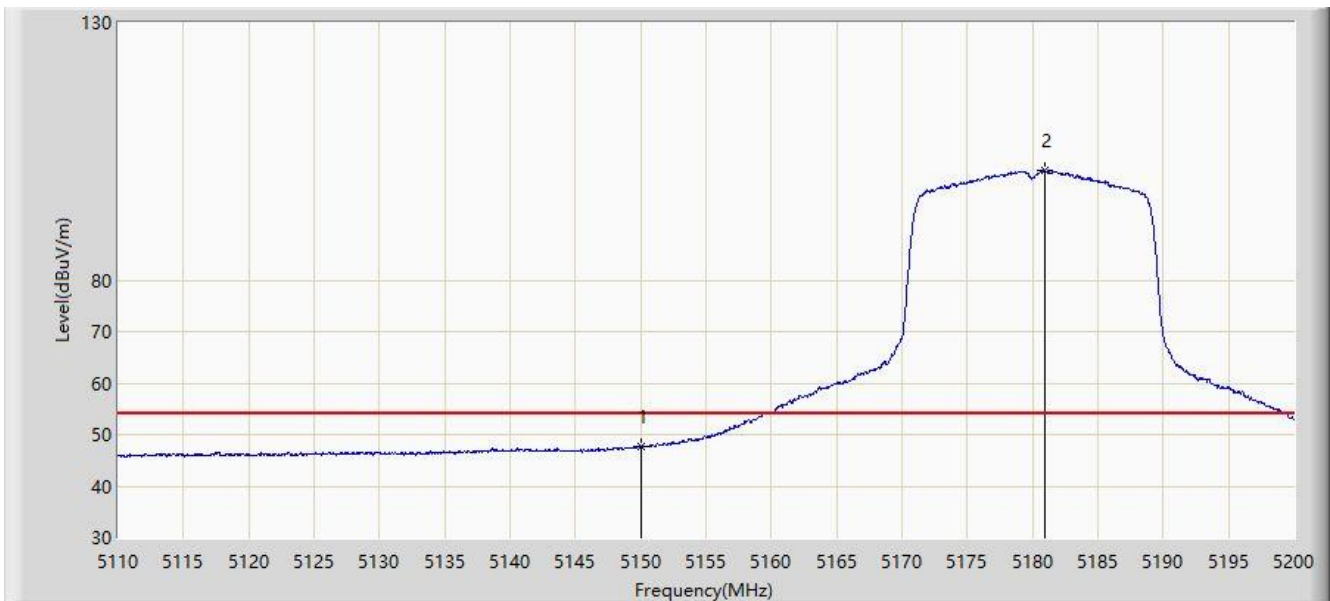
No	Mark	Frequency (MHz)	Measure Level (dB μ V/m)	Reading Level (dB μ V)	Margin (dB)	Limit (dB μ V/m)	Factor (dB/m)	Type
1	*	5149.600	64.161	60.519	-9.839	74.000	3.643	PK
2		5150.000	60.638	56.997	-13.362	74.000	3.641	PK
3		5182.270	110.746	107.414	N/A	N/A	3.332	PK

Note 1: " * ", means this data is the worst emission level.

Note 2: Measure Level (dB μ V/m) = Reading Level (dB μ V) + Factor (dB/m).

Note 3: Factor (dB/m) = Cable Loss (dB) + Antenna Factor (dB/m) - Pre_Amplifier Gain (dB).

Site: WZ-AC1	Test Date: 2022-09-20
Limit: FCC_Part 15_15.209 RE(3m)	Engineer: Carl Jiang
Probe: BBHA9120D_1167_1-18GHz	Polarity: Horizontal
EUT: Barcode Reader	Power: AC 120V/60Hz
Test Mode: Transmit by 802.11ac-VHT20 at 5180MHz	



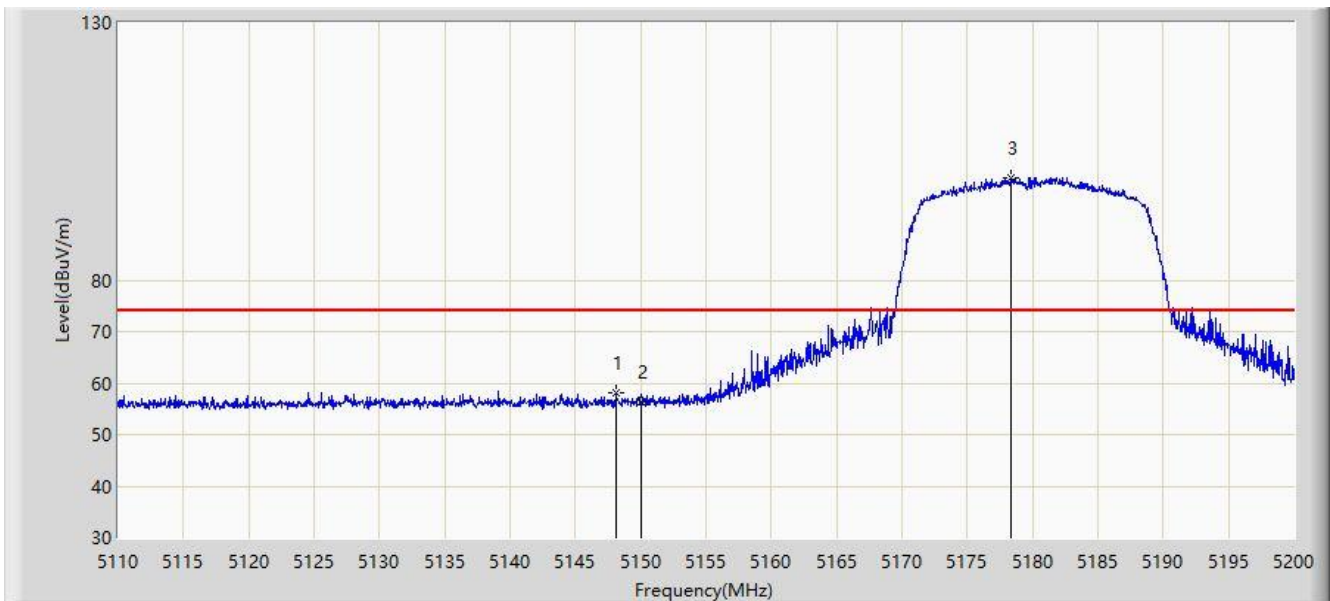
No	Mark	Frequency (MHz)	Measure Level (dB μ V/m)	Reading Level (dB μ V)	Margin (dB)	Limit (dB μ V/m)	Factor (dB/m)	Type
1	*	5150.000	47.652	44.011	-6.348	54.000	3.641	AV
2		5180.920	101.300	97.967	N/A	N/A	3.333	AV

Note 1: " * ", means this data is the worst emission level.

Note 2: Measure Level (dB μ V/m) = Reading Level (dB μ V) + Factor (dB/m).

Note 3: Factor (dB/m) = Cable Loss (dB) + Antenna Factor (dB/m) - Pre_Amplifier Gain (dB).

Site: WZ-AC1	Test Date: 2022-09-20
Limit: FCC_Part 15_15.209 RE(3m)	Engineer: Carl Jiang
Probe: BBHA9120D_1167_1-18GHz	Polarity: Vertical
EUT: Barcode Reader	Power: AC 120V/60Hz
Test Mode: Transmit by 802.11ac-VHT20 at 5180MHz	



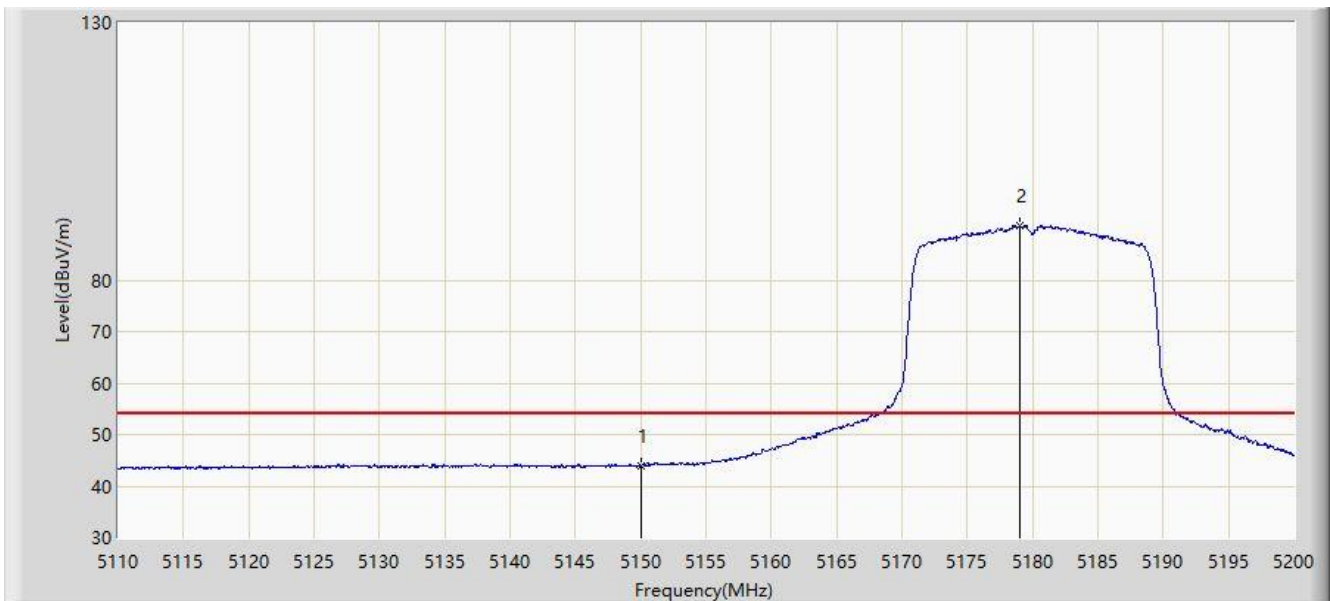
No	Mark	Frequency (MHz)	Measure Level (dB μ V/m)	Reading Level (dB μ V)	Margin (dB)	Limit (dB μ V/m)	Factor (dB/m)	Type
1	*	5148.070	58.045	54.396	-15.955	74.000	3.649	PK
2		5150.000	56.318	52.677	-17.682	74.000	3.641	PK
3		5178.400	99.899	96.563	N/A	N/A	3.337	PK

Note 1: " * ", means this data is the worst emission level.

Note 2: Measure Level (dB μ V/m) = Reading Level (dB μ V) + Factor (dB/m).

Note 3: Factor (dB/m) = Cable Loss (dB) + Antenna Factor (dB/m) - Pre_Amplifier Gain (dB).

Site: WZ-AC1	Test Date: 2022-09-20
Limit: FCC_Part 15_15.209 RE(3m)	Engineer: Carl Jiang
Probe: BBHA9120D_1167_1-18GHz	Polarity: Vertical
EUT: Barcode Reader	Power: AC 120V/60Hz
Test Mode: Transmit by 802.11ac-VHT20 at 5180MHz	



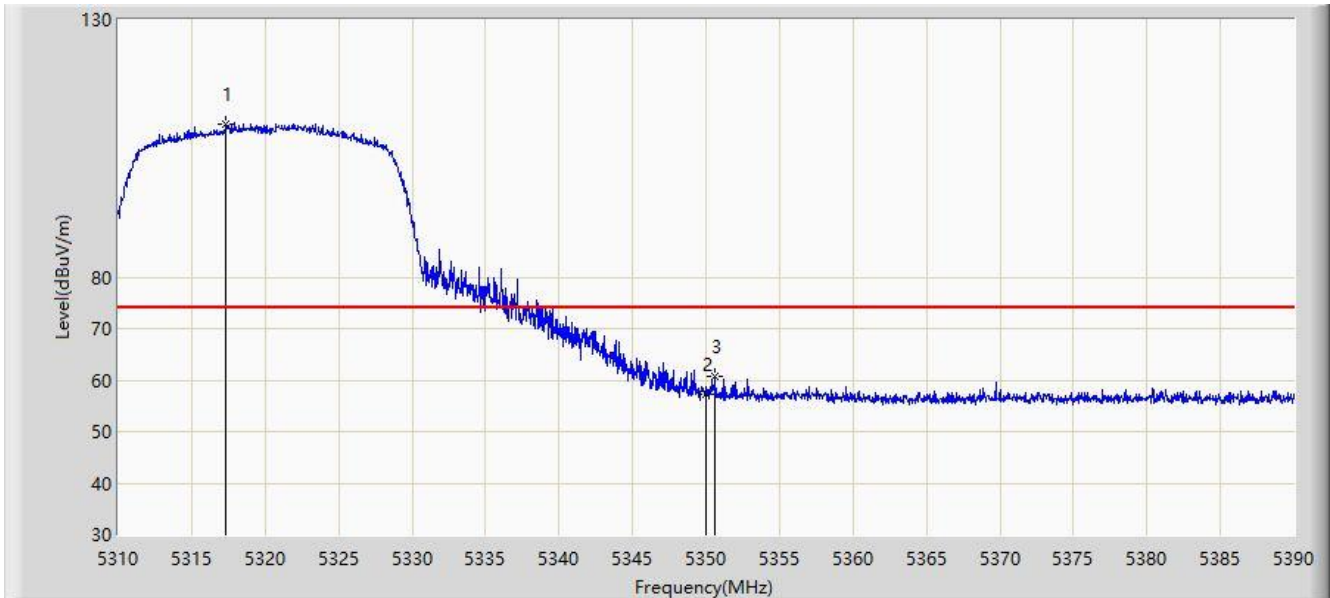
No	Mark	Frequency (MHz)	Measure Level (dB μ V/m)	Reading Level (dB μ V)	Margin (dB)	Limit (dB μ V/m)	Factor (dB/m)	Type
1	*	5150.000	43.935	40.294	-10.065	54.000	3.641	AV
2		5179.075	90.516	87.181	N/A	N/A	3.334	AV

Note 1: " * ", means this data is the worst emission level.

Note 2: Measure Level (dB μ V/m) = Reading Level (dB μ V) + Factor (dB/m).

Note 3: Factor (dB/m) = Cable Loss (dB) + Antenna Factor (dB/m) - Pre_Amplifier Gain (dB).

Site: WZ-AC1	Test Date: 2022-09-20
Limit: FCC_Part 15_15.209 RE(3m)	Engineer: Carl Jiang
Probe: BBHA9120D_1167_1-18GHz	Polarity: Horizontal
EUT: Barcode Reader	Power: AC 120V/60Hz
Test Mode: Transmit by 802.11ac-VHT20 at 5320MHz	



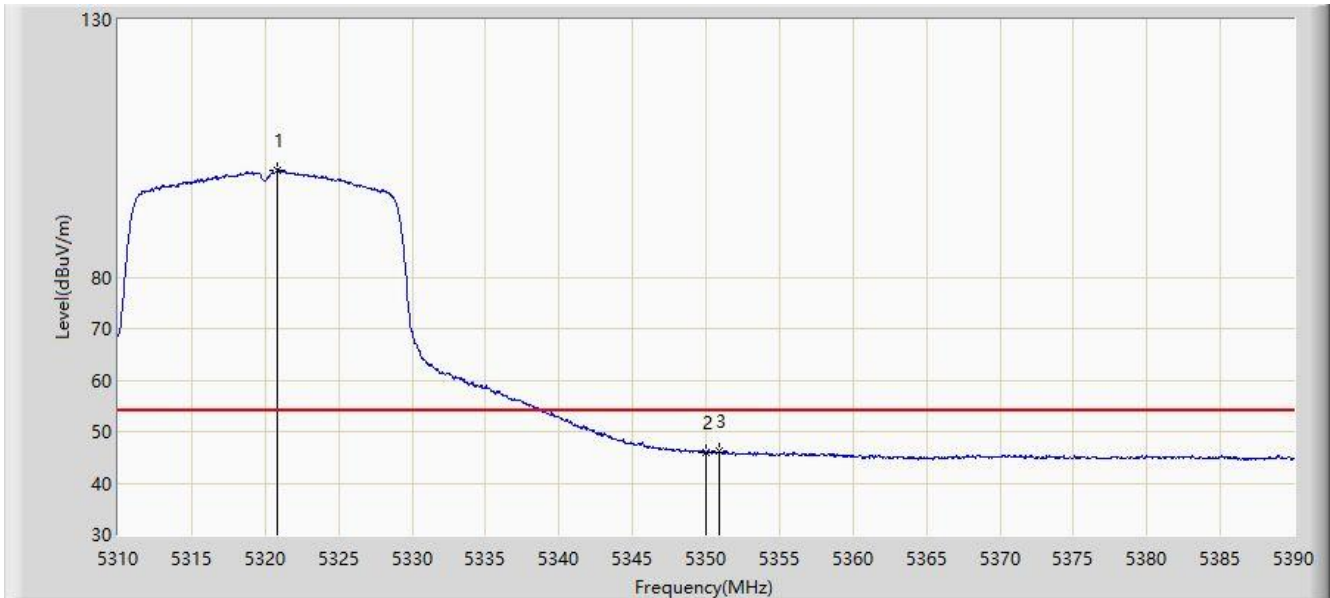
No	Mark	Frequency (MHz)	Measure Level (dB μ V/m)	Reading Level (dB μ V)	Margin (dB)	Limit (dB μ V/m)	Factor (dB/m)	Type
1		5317.320	109.762	106.371	N/A	N/A	3.390	PK
2		5350.000	57.277	53.932	-16.723	74.000	3.344	PK
3	*	5350.640	60.659	57.325	-13.341	74.000	3.335	PK

Note 1: " * ", means this data is the worst emission level.

Note 2: Measure Level (dB μ V/m) = Reading Level (dB μ V) + Factor (dB/m).

Note 3: Factor (dB/m) = Cable Loss (dB) + Antenna Factor (dB/m) - Pre_Amplifier Gain (dB).

Site: WZ-AC1	Test Date: 2022-09-20
Limit: FCC_Part 15_15.209 RE(3m)	Engineer: Carl Jiang
Probe: BBHA9120D_1167_1-18GHz	Polarity: Horizontal
EUT: Barcode Reader	Power: AC 120V/60Hz
Test Mode: Transmit by 802.11ac-VHT20 at 5320MHz	



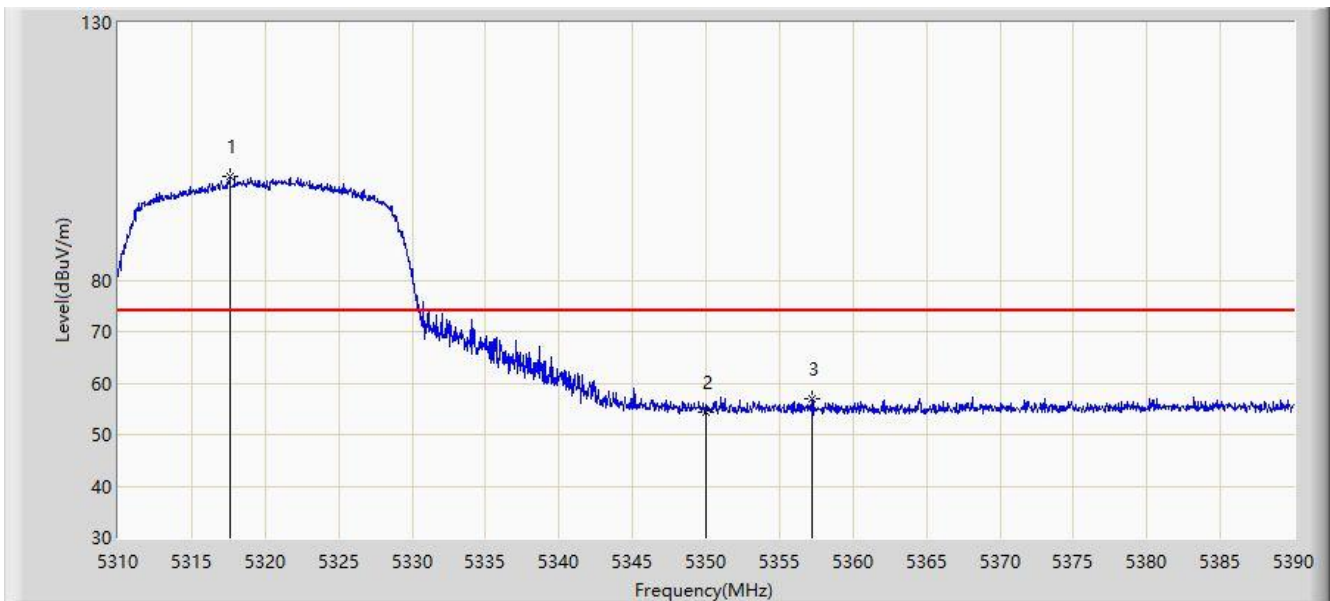
No	Mark	Frequency (MHz)	Measure Level (dB μ V/m)	Reading Level (dB μ V)	Margin (dB)	Limit (dB μ V/m)	Factor (dB/m)	Type
1		5320.800	100.832	97.429	N/A	N/A	3.403	AV
2		5350.000	45.837	42.492	-8.163	54.000	3.344	AV
3	*	5350.920	46.168	42.839	-7.832	54.000	3.329	AV

Note 1: " * ", means this data is the worst emission level.

Note 2: Measure Level (dB μ V/m) = Reading Level (dB μ V) + Factor (dB/m).

Note 3: Factor (dB/m) = Cable Loss (dB) + Antenna Factor (dB/m) - Pre_Amplifier Gain (dB).

Site: WZ-AC1	Test Date: 2022-09-21
Limit: FCC_Part 15_15.209 RE(3m)	Engineer: Carl Jiang
Probe: BBHA9120D_1167_1-18GHz	Polarity: Vertical
EUT: Barcode Reader	Power: AC 120V/60Hz
Test Mode: Transmit by 802.11ac-VHT20 at 5320MHz	



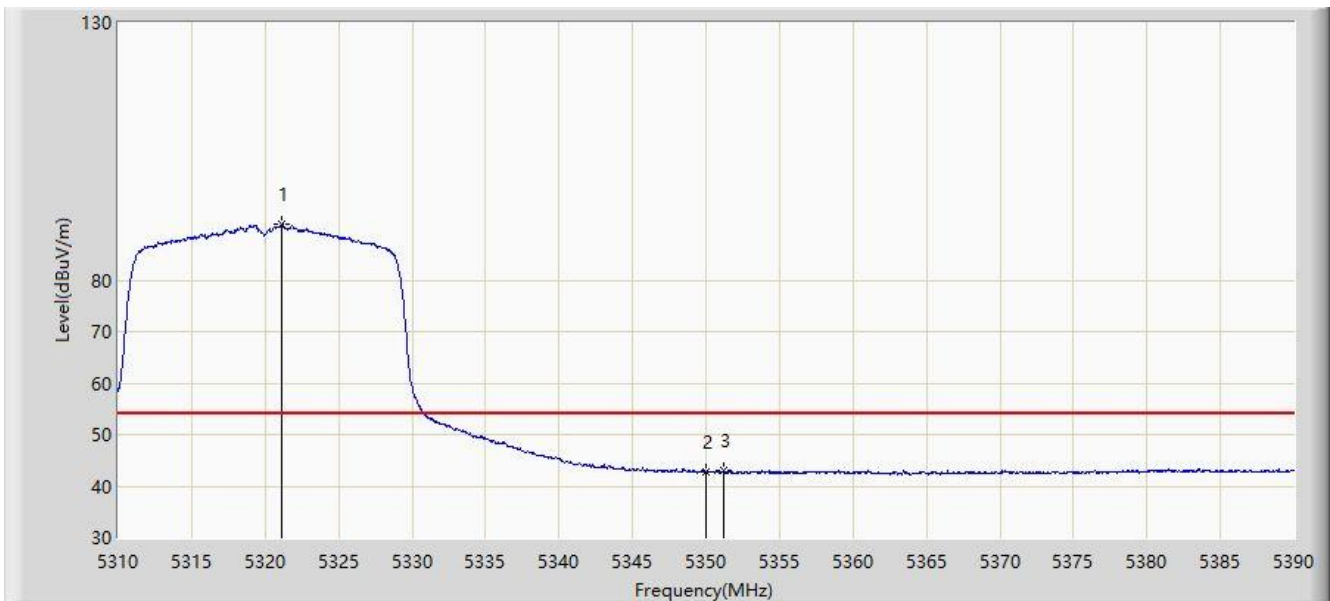
No	Mark	Frequency (MHz)	Measure Level (dB μ V/m)	Reading Level (dB μ V)	Margin (dB)	Limit (dB μ V/m)	Factor (dB/m)	Type
1		5317.600	100.177	96.783	N/A	N/A	3.394	PK
2		5350.000	54.349	51.004	-19.651	74.000	3.344	PK
3	*	5357.200	57.051	53.755	-16.949	74.000	3.295	PK

Note 1: " * ", means this data is the worst emission level.

Note 2: Measure Level (dB μ V/m) = Reading Level (dB μ V) + Factor (dB/m).

Note 3: Factor (dB/m) = Cable Loss (dB) + Antenna Factor (dB/m) - Pre_Amplifier Gain (dB).

Site: WZ-AC1	Test Date: 2022-09-21
Limit: FCC_Part 15_15.209 RE(3m)	Engineer: Carl Jiang
Probe: BBHA9120D_1167_1-18GHz	Polarity: Vertical
EUT: Barcode Reader	Power: AC 120V/60Hz
Test Mode: Transmit by 802.11ac-VHT20 at 5320MHz	



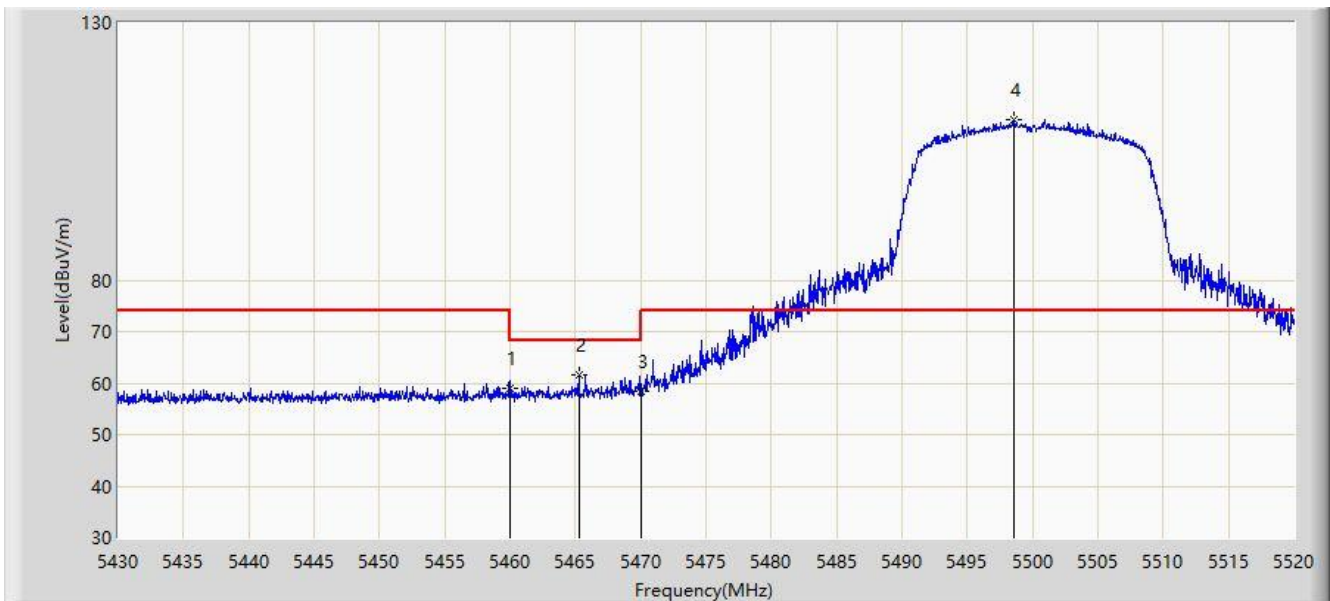
No	Mark	Frequency (MHz)	Measure Level (dB μ V/m)	Reading Level (dB μ V)	Margin (dB)	Limit (dB μ V/m)	Factor (dB/m)	Type
1		5321.160	90.814	87.411	N/A	N/A	3.403	AV
2		5350.000	42.707	39.362	-11.293	54.000	3.344	AV
3	*	5351.200	43.018	39.693	-10.982	54.000	3.325	AV

Note 1: " * ", means this data is the worst emission level.

Note 2: Measure Level (dB μ V/m) = Reading Level (dB μ V) + Factor (dB/m).

Note 3: Factor (dB/m) = Cable Loss (dB) + Antenna Factor (dB/m) - Pre_Amplifier Gain (dB).

Site: WZ-AC1	Test Date: 2022-09-21
Limit: FCC_Part 15_15.209 RE(3m)	Engineer: Carl Jiang
Probe: BBHA9120D_1167_1-18GHz	Polarity: Horizontal
EUT: Barcode Reader	Power: AC 120V/60Hz
Test Mode: Transmit by 802.11ac-VHT20 at 5500MHz	



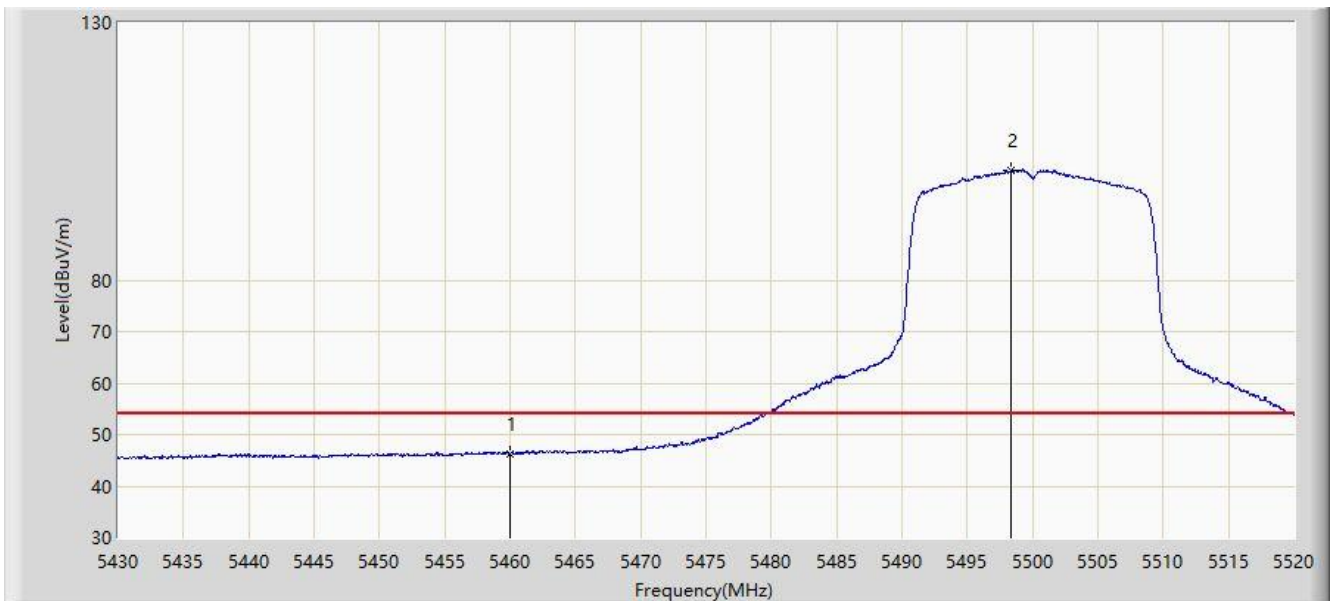
No	Mark	Frequency (MHz)	Measure Level (dB μ V/m)	Reading Level (dB μ V)	Margin (dB)	Limit (dB μ V/m)	Factor (dB/m)	Type
1		5460.000	59.077	55.447	-14.923	74.000	3.630	PK
2	*	5465.280	61.643	57.981	-6.557	68.200	3.662	PK
3		5470.000	58.332	54.641	-9.868	68.200	3.691	PK
4		5498.535	111.216	107.316	N/A	N/A	3.900	PK

Note 1: " * ", means this data is the worst emission level.

Note 2: Measure Level (dB μ V/m) = Reading Level (dB μ V) + Factor (dB/m).

Note 3: Factor (dB/m) = Cable Loss (dB) + Antenna Factor (dB/m) - Pre_Amplifier Gain (dB).

Site: WZ-AC1	Test Date: 2022-09-21
Limit: FCC_Part 15_15.209 RE(3m)	Engineer: Carl Jiang
Probe: BBHA9120D_1167_1-18GHz	Polarity: Horizontal
EUT: Barcode Reader	Power: AC 120V/60Hz
Test Mode: Transmit by 802.11ac-VHT20 at 5500MHz	



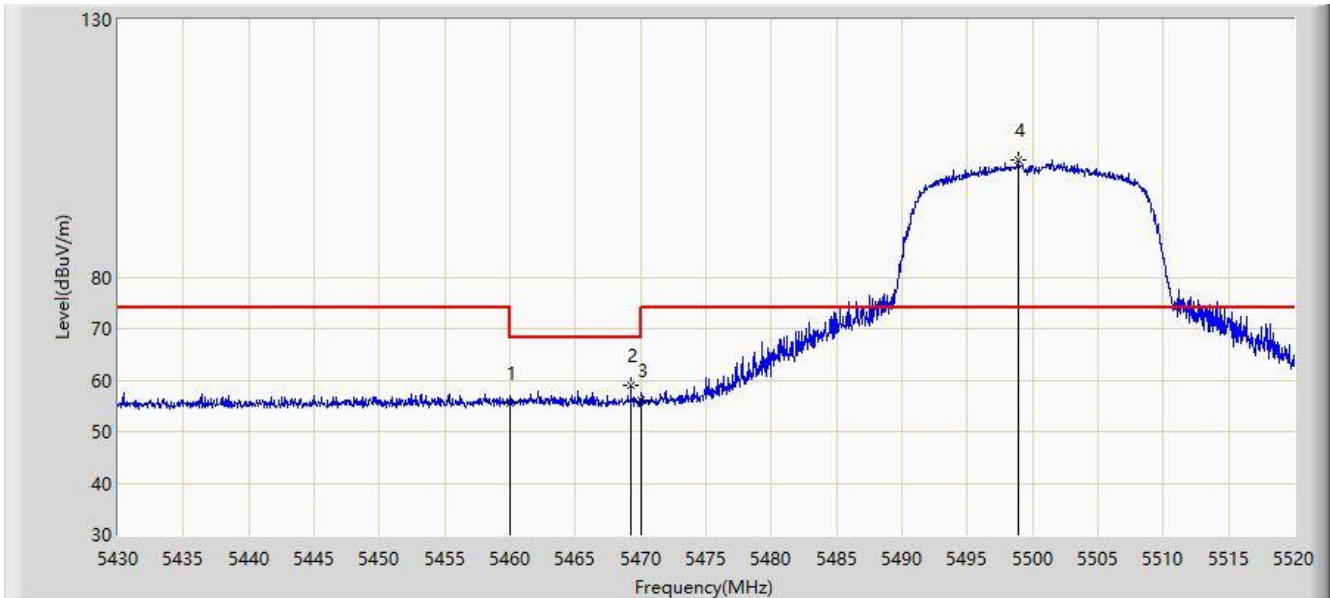
No	Mark	Frequency (MHz)	Measure Level (dBuV/m)	Reading Level (dBuV)	Margin (dB)	Limit (dBuV/m)	Factor (dB/m)	Type
1	*	5460.000	46.257	42.627	-7.743	54.000	3.630	AV
2		5498.400	101.442	97.541	N/A	N/A	3.901	AV

Note 1: " * ", means this data is the worst emission level.

Note 2: Measure Level (dBuV/m) = Reading Level (dBuV) + Factor (dB/m).

Note 3: Factor (dB/m) = Cable Loss (dB) + Antenna Factor (dB/m) - Pre_Amplifier Gain (dB).

Site: WZ-AC1	Test Date: 2022-09-21
Limit: FCC_Part 15_15.209 RE(3m)	Engineer: Carl Jiang
Probe: BBHA9120D_1167_1-18GHz	Polarity: Vertical
EUT: Barcode Reader	Power: AC 120V/60Hz
Test Mode: Transmit by 802.11ac-VHT20 at 5500MHz	



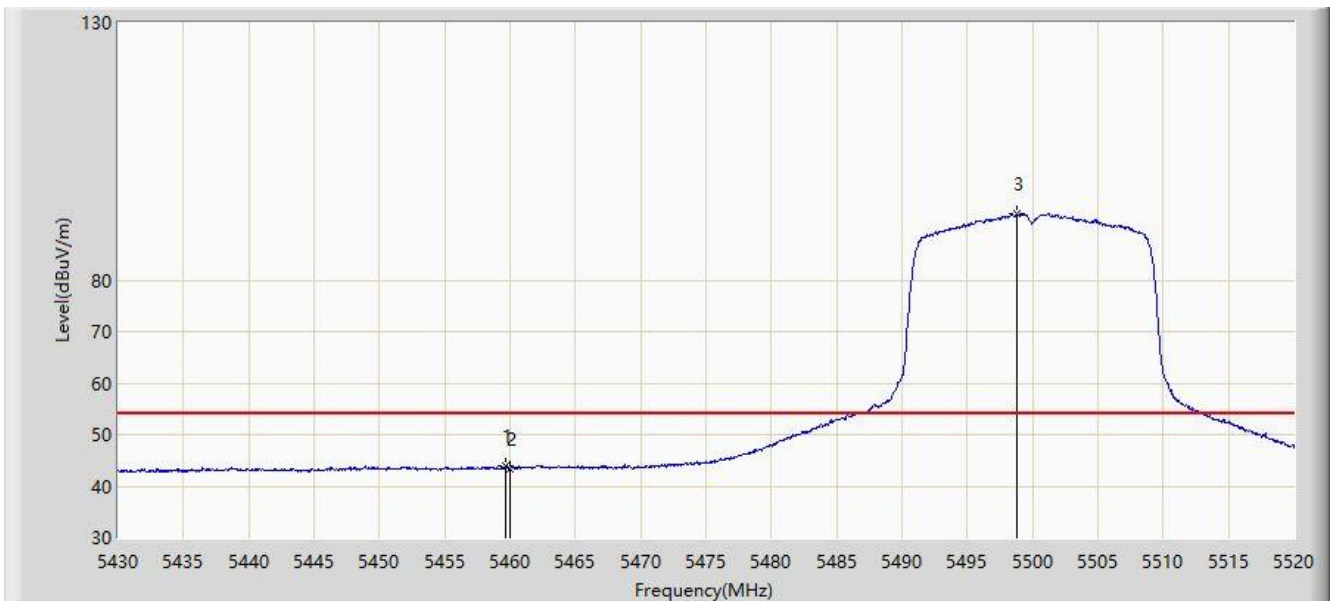
No	Mark	Frequency (MHz)	Measure Level (dB μ V/m)	Reading Level (dB μ V)	Margin (dB)	Limit (dB μ V/m)	Factor (dB/m)	Type
1		5460.000	55.610	51.980	-18.390	74.000	3.630	PK
2	*	5469.240	58.892	55.206	-9.308	68.200	3.687	PK
3		5470.000	55.968	52.277	-12.232	68.200	3.691	PK
4		5498.895	102.621	98.724	N/A	N/A	3.896	PK

Note 1: " * ", means this data is the worst emission level.

Note 2: Measure Level (dB μ V/m) = Reading Level (dB μ V) + Factor (dB/m).

Note 3: Factor (dB/m) = Cable Loss (dB) + Antenna Factor (dB/m) - Pre_Amplifier Gain (dB).

Site: WZ-AC1	Test Date: 2022-09-21
Limit: FCC_Part 15_15.209 RE(3m)	Engineer: Carl Jiang
Probe: BBHA9120D_1167_1-18GHz	Polarity: Vertical
EUT: Barcode Reader	Power: AC 120V/60Hz
Test Mode: Transmit by 802.11ac-VHT20 at 5500MHz	



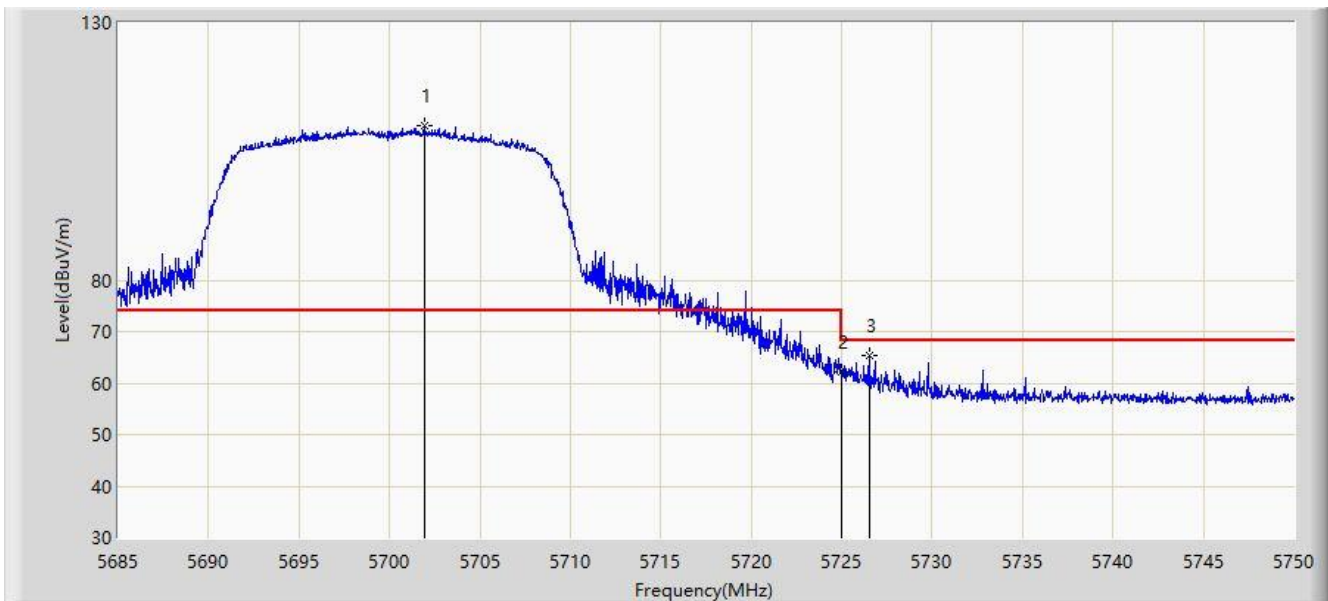
No	Mark	Frequency (MHz)	Measure Level (dB μ V/m)	Reading Level (dB μ V)	Margin (dB)	Limit (dB μ V/m)	Factor (dB/m)	Type
1	*	5459.610	43.773	40.145	-10.227	54.000	3.629	AV
2		5460.000	43.443	39.813	-10.557	54.000	3.630	AV
3		5498.850	92.824	88.927	N/A	N/A	3.896	AV

Note 1: " * ", means this data is the worst emission level.

Note 2: Measure Level (dB μ V/m) = Reading Level (dB μ V) + Factor (dB/m).

Note 3: Factor (dB/m) = Cable Loss (dB) + Antenna Factor (dB/m) - Pre_Amplifier Gain (dB).

Site: WZ-AC1	Test Date: 2022-09-21
Limit: FCC_Part 15_15.209 RE(3m)	Engineer: Carl Jiang
Probe: BBHA9120D_1167_1-18GHz	Polarity: Horizontal
EUT: Barcode Reader	Power: AC 120V/60Hz
Test Mode: Transmit by 802.11ac-VHT20 at 5700MHz	



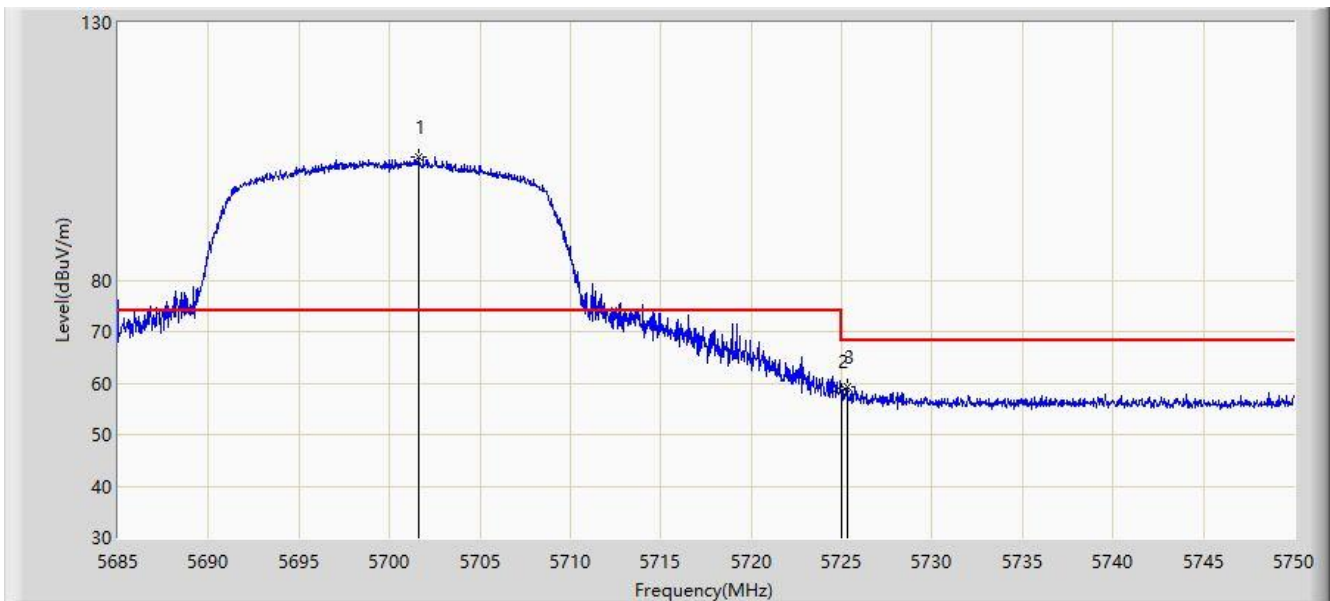
No	Mark	Frequency (MHz)	Measure Level (dB μ V/m)	Reading Level (dB μ V)	Margin (dB)	Limit (dB μ V/m)	Factor (dB/m)	Type
1		5701.965	109.985	106.073	N/A	N/A	3.911	PK
2		5725.000	62.158	58.215	-6.042	68.200	3.943	PK
3	*	5726.535	65.499	61.548	-2.701	68.200	3.952	PK

Note 1: " * ", means this data is the worst emission level.

Note 2: Measure Level (dB μ V/m) = Reading Level (dB μ V) + Factor (dB/m).

Note 3: Factor (dB/m) = Cable Loss (dB) + Antenna Factor (dB/m) - Pre_Amplifier Gain (dB).

Site: WZ-AC1	Test Date: 2022-09-21
Limit: FCC_Part 15_15.209 RE(3m)	Engineer: Carl Jiang
Probe: BBHA9120D_1167_1-18GHz	Polarity: Vertical
EUT: Barcode Reader	Power: AC 120V/60Hz
Test Mode: Transmit by 802.11ac-VHT20 at 5700MHz	



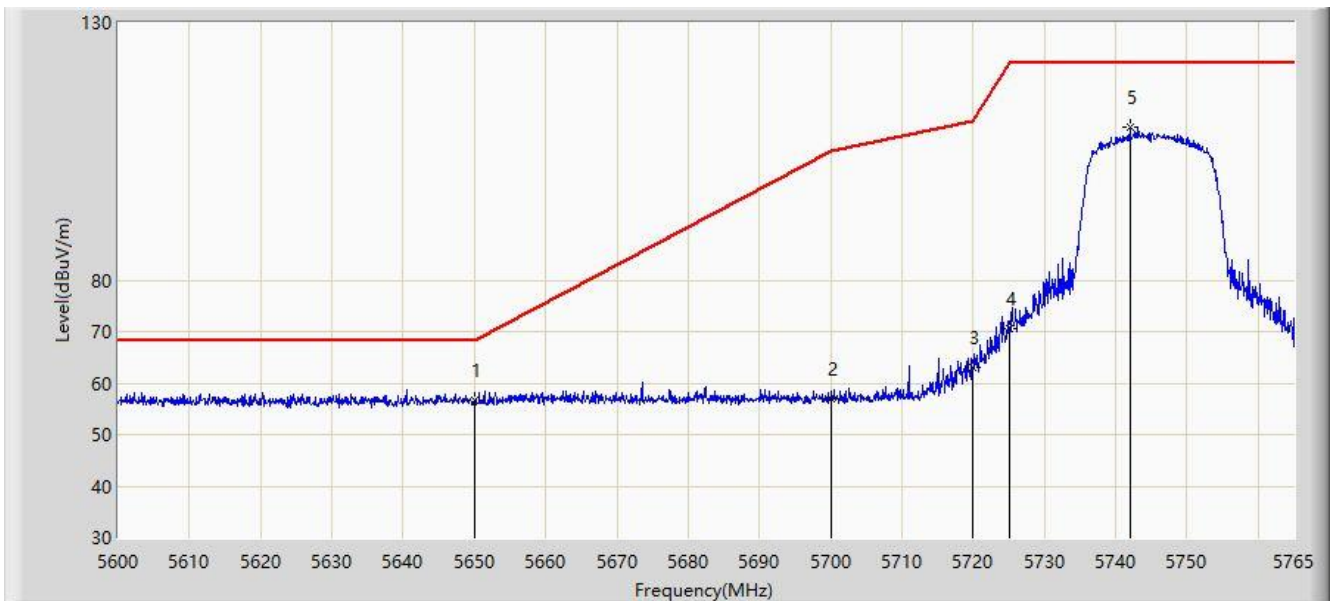
No	Mark	Frequency (MHz)	Measure Level (dB μ V/m)	Reading Level (dB μ V)	Margin (dB)	Limit (dB μ V/m)	Factor (dB/m)	Type
1		5701.640	103.941	100.029	N/A	N/A	3.911	PK
2		5725.000	58.391	54.448	-9.809	68.200	3.943	PK
3	*	5725.300	59.199	55.255	-9.001	68.200	3.944	PK

Note 1: " * ", means this data is the worst emission level.

Note 2: Measure Level (dB μ V/m) = Reading Level (dB μ V) + Factor (dB/m).

Note 3: Factor (dB/m) = Cable Loss (dB) + Antenna Factor (dB/m) - Pre_Amplifier Gain (dB).

Site: WZ-AC1	Test Date: 2022-09-21
Limit: FCC_Part 15_15.209 RE(3m)	Engineer: Carl Jiang
Probe: BBHA9120D_1167_1-18GHz	Polarity: Horizontal
EUT: Barcode Reader	Power: AC 120V/60Hz
Test Mode: Transmit by 802.11ac-VHT20 at 5745MHz	



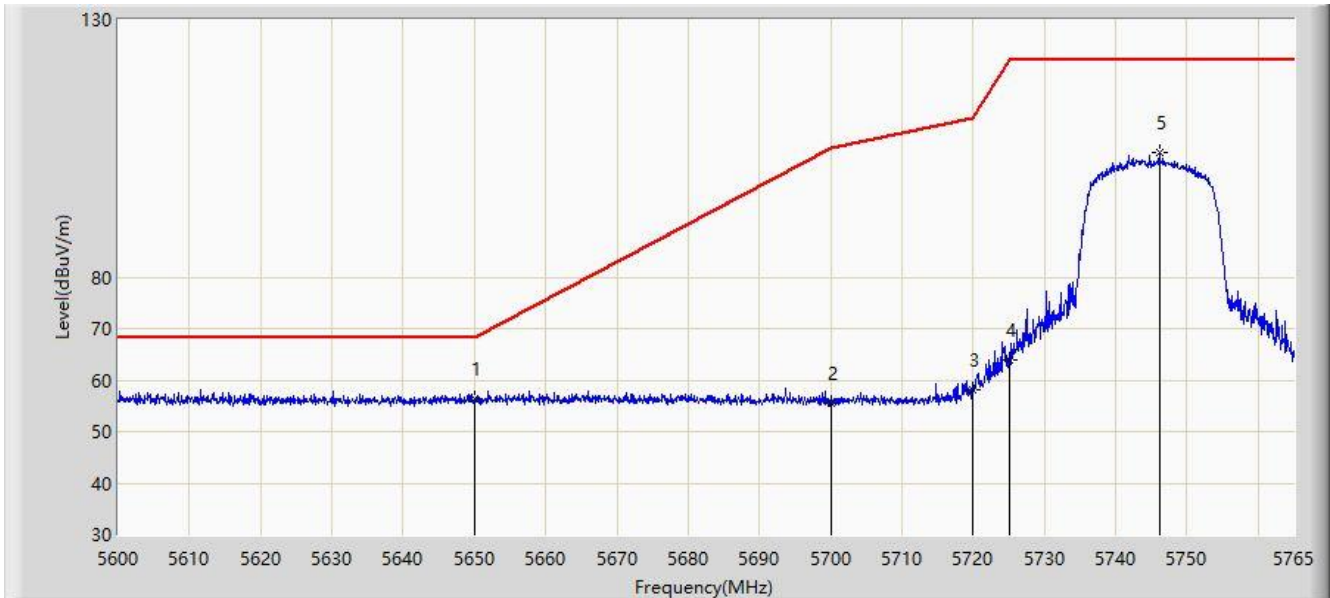
No	Mark	Frequency (MHz)	Measure Level (dBμV/m)	Reading Level (dBμV)	Margin (dB)	Limit (dBμV/m)	Factor (dB/m)	Type
1	*	5650.000	56.688	52.774	-11.512	68.200	3.914	PK
2		5700.000	56.964	53.049	-48.236	105.200	3.916	PK
3		5720.000	62.947	59.018	-47.853	110.800	3.929	PK
4		5725.000	70.639	66.696	-51.561	122.200	3.943	PK
5		5742.065	109.645	105.497	N/A	N/A	4.148	PK

Note 1: " * ", means this data is the worst emission level.

Note 2: Measure Level (dBμV/m) = Reading Level (dBμV) + Factor (dB/m).

Note 3: Factor (dB/m) = Cable Loss (dB) + Antenna Factor (dB/m) - Pre_Amplifier Gain (dB).

Site: WZ-AC1	Test Date: 2022-09-21
Limit: FCC_Part 15_15.209 RE(3m)	Engineer: Carl Jiang
Probe: BBHA9120D_1167_1-18GHz	Polarity: Vertical
EUT: Barcode Reader	Power: AC 120V/60Hz
Test Mode: Transmit by 802.11ac-VHT20 at 5745MHz	



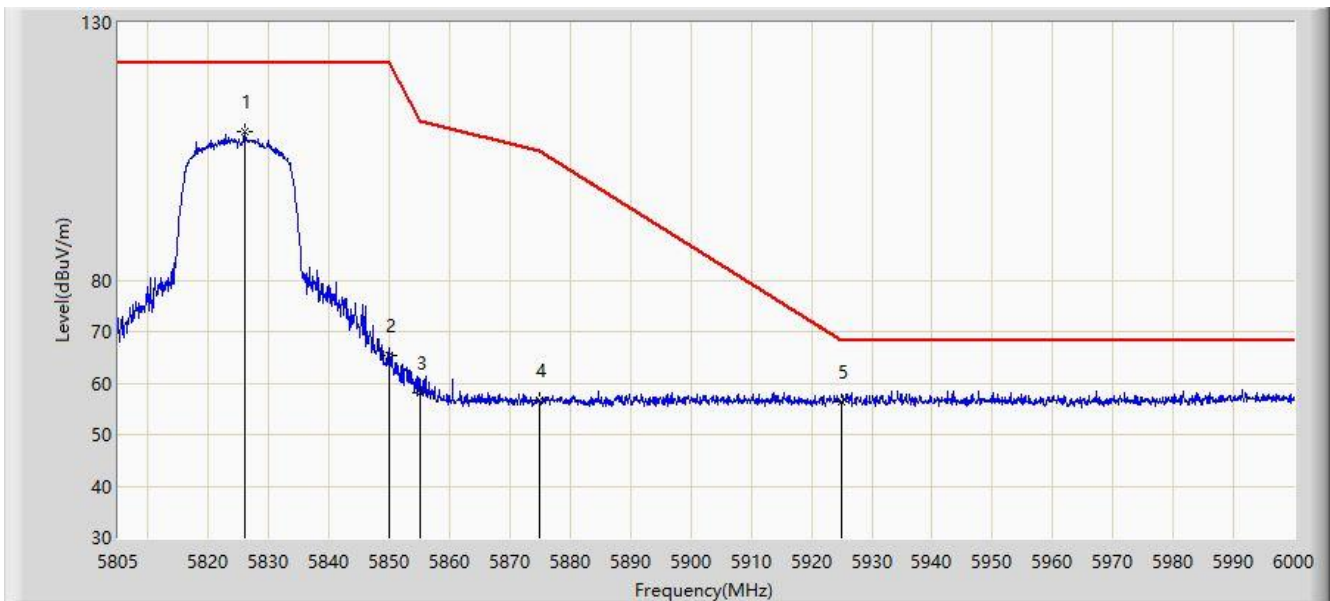
No	Mark	Frequency (MHz)	Measure Level (dB μ V/m)	Reading Level (dB μ V)	Margin (dB)	Limit (dB μ V/m)	Factor (dB/m)	Type
1	*	5650.000	56.252	52.338	-11.948	68.200	3.914	PK
2		5700.000	55.604	51.689	-49.596	105.200	3.916	PK
3		5720.000	58.042	54.113	-52.758	110.800	3.929	PK
4		5725.000	64.015	60.072	-58.185	122.200	3.943	PK
5		5746.107	104.102	99.931	N/A	N/A	4.171	PK

Note 1: " * ", means this data is the worst emission level.

Note 2: Measure Level (dB μ V/m) = Reading Level (dB μ V) + Factor (dB/m).

Note 3: Factor (dB/m) = Cable Loss (dB) + Antenna Factor (dB/m) - Pre_Amplifier Gain (dB).

Site: WZ-AC1	Test Date: 2022-09-21
Limit: FCC_Part 15_15.209 RE(3m)	Engineer: Carl Jiang
Probe: BBHA9120D_1167_1-18GHz	Polarity: Horizontal
EUT: Barcode Reader	Power: AC 120V/60Hz
Test Mode: Transmit by 802.11ac-VHT20 at 5825MHz	



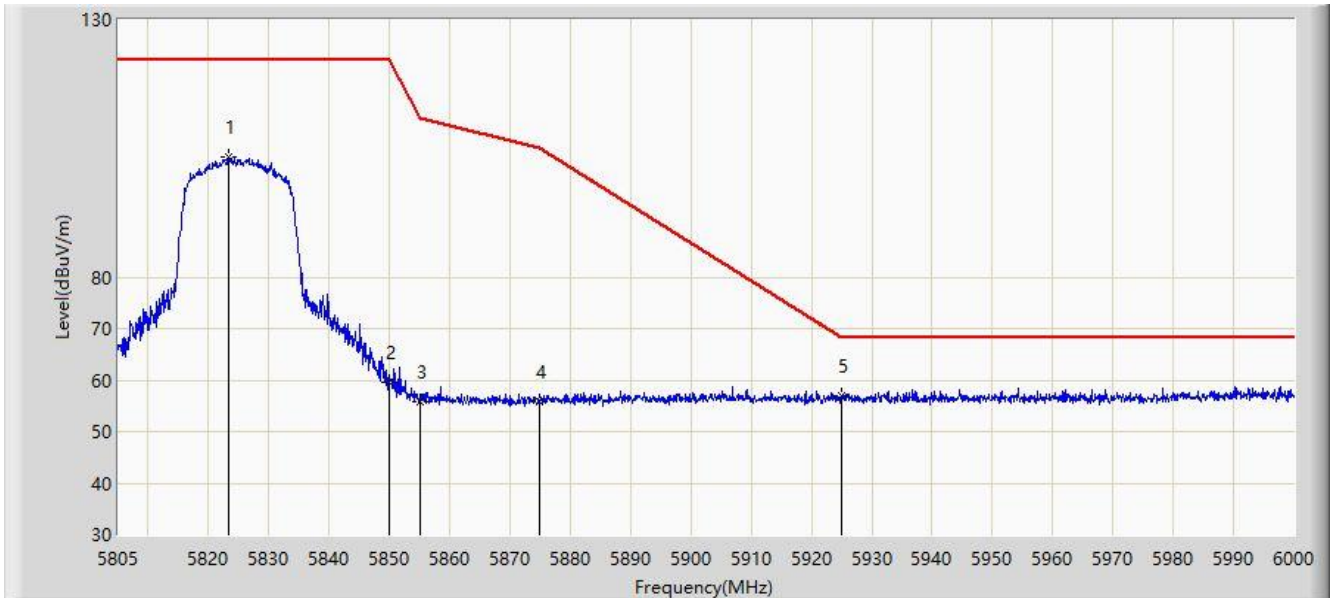
No	Mark	Frequency (MHz)	Measure Level (dB μ V/m)	Reading Level (dB μ V)	Margin (dB)	Limit (dB μ V/m)	Factor (dB/m)	Type
1		5825.962	108.855	104.439	N/A	N/A	4.416	PK
2		5850.000	65.277	60.833	-56.923	122.200	4.444	PK
3		5855.000	58.097	53.697	-52.703	110.800	4.400	PK
4		5875.000	56.751	52.440	-48.449	105.200	4.312	PK
5	*	5925.000	56.318	51.687	-11.882	68.200	4.630	PK

Note 1: " * ", means this data is the worst emission level.

Note 2: Measure Level (dB μ V/m) = Reading Level (dB μ V) + Factor (dB/m).

Note 3: Factor (dB/m) = Cable Loss (dB) + Antenna Factor (dB/m) - Pre_Amplifier Gain (dB).

Site: WZ-AC1	Test Date: 2022-09-21
Limit: FCC_Part 15_15.209 RE(3m)	Engineer: Carl Jiang
Probe: BBHA9120D_1167_1-18GHz	Polarity: Vertical
EUT: Barcode Reader	Power: AC 120V/60Hz
Test Mode: Transmit by 802.11ac-VHT20 at 5825MHz	



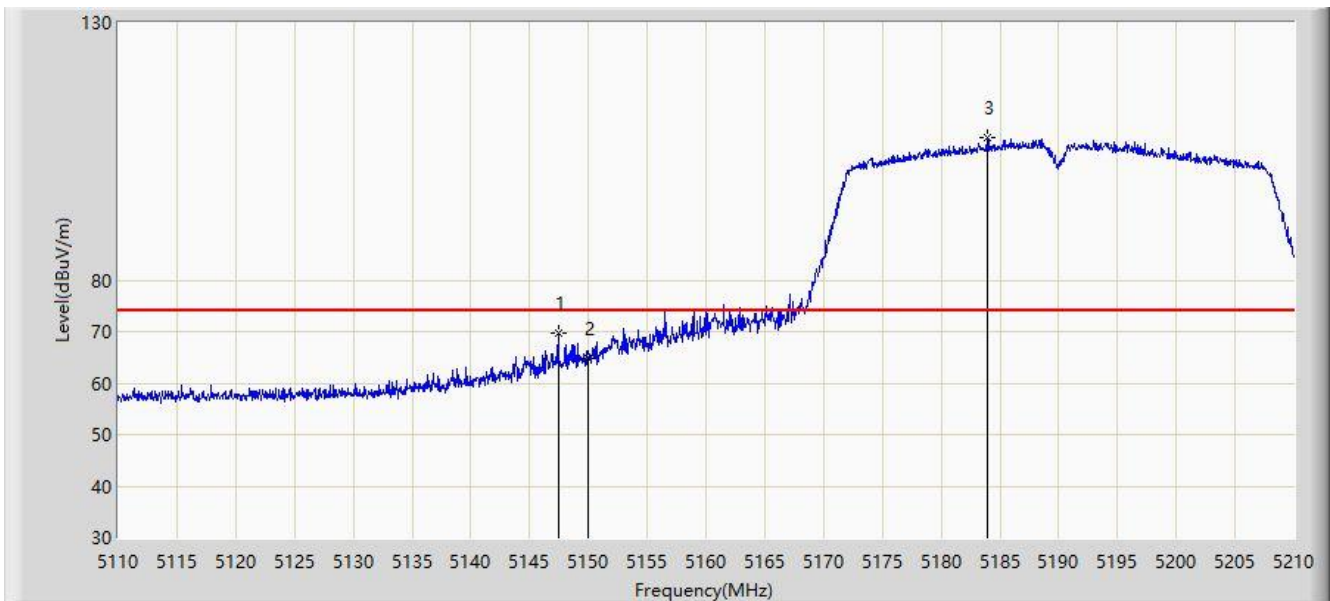
No	Mark	Frequency (MHz)	Measure Level (dB μ V/m)	Reading Level (dB μ V)	Margin (dB)	Limit (dB μ V/m)	Factor (dB/m)	Type
1		5823.428	103.319	98.921	N/A	N/A	4.398	PK
2		5850.000	59.648	55.204	-62.552	122.200	4.444	PK
3		5855.000	55.896	51.496	-54.904	110.800	4.400	PK
4		5875.000	55.911	51.600	-49.289	105.200	4.312	PK
5	*	5925.000	56.813	52.182	-11.387	68.200	4.630	PK

Note 1: " * ", means this data is the worst emission level.

Note 2: Measure Level (dB μ V/m) = Reading Level (dB μ V) + Factor (dB/m).

Note 3: Factor (dB/m) = Cable Loss (dB) + Antenna Factor (dB/m) - Pre_Amplifier Gain (dB).

Site: WZ-AC1	Test Date: 2022-09-21
Limit: FCC_Part 15_15.209 RE(3m)	Engineer: Carl Jiang
Probe: BBHA9120D_1167_1-18GHz	Polarity: Horizontal
EUT: Barcode Reader	Power: AC 120V/60Hz
Test Mode: Transmit by 802.11ac-VHT40 at 5190MHz	



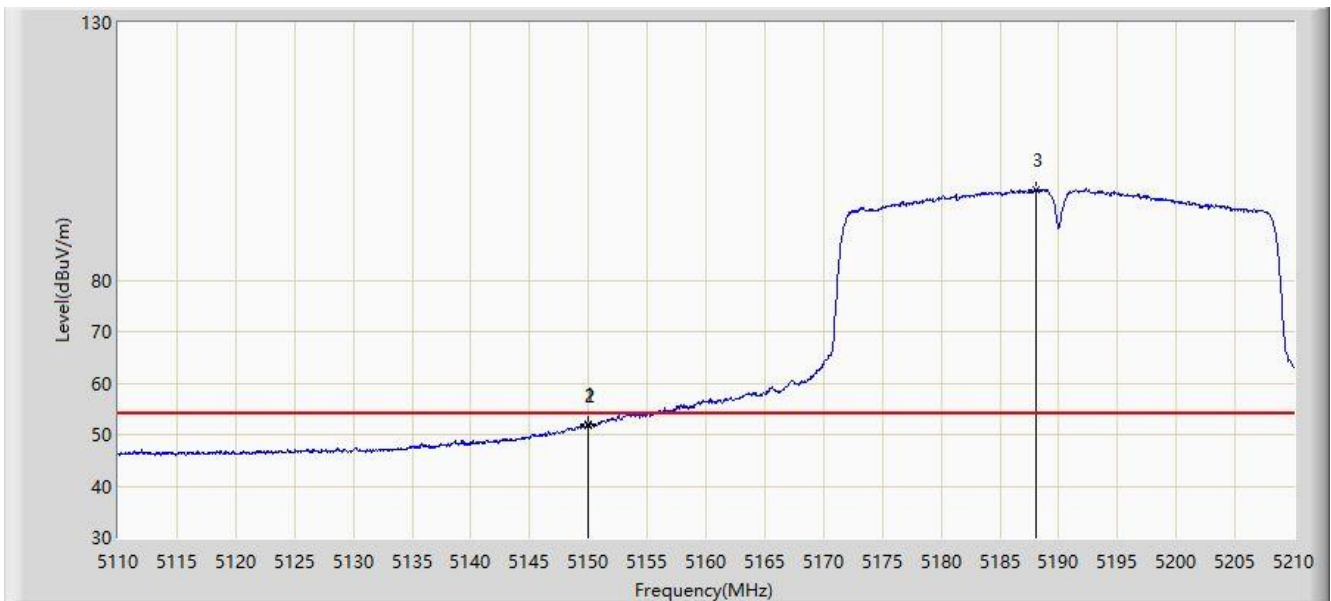
No	Mark	Frequency (MHz)	Measure Level (dB μ V/m)	Reading Level (dB μ V)	Margin (dB)	Limit (dB μ V/m)	Factor (dB/m)	Type
1	*	5147.450	69.740	66.092	-4.260	74.000	3.648	PK
2		5150.000	64.657	61.016	-9.343	74.000	3.641	PK
3		5183.900	107.553	104.213	N/A	N/A	3.341	PK

Note 1: " * ", means this data is the worst emission level.

Note 2: Measure Level (dB μ V/m) = Reading Level (dB μ V) + Factor (dB/m).

Note 3: Factor (dB/m) = Cable Loss (dB) + Antenna Factor (dB/m) - Pre_Amplifier Gain (dB).

Site: WZ-AC1	Test Date: 2022-09-21
Limit: FCC_Part 15_15.209 RE(3m)	Engineer: Carl Jiang
Probe: BBHA9120D_1167_1-18GHz	Polarity: Horizontal
EUT: Barcode Reader	Power: AC 120V/60Hz
Test Mode: Transmit by 802.11ac-VHT40 at 5190MHz	



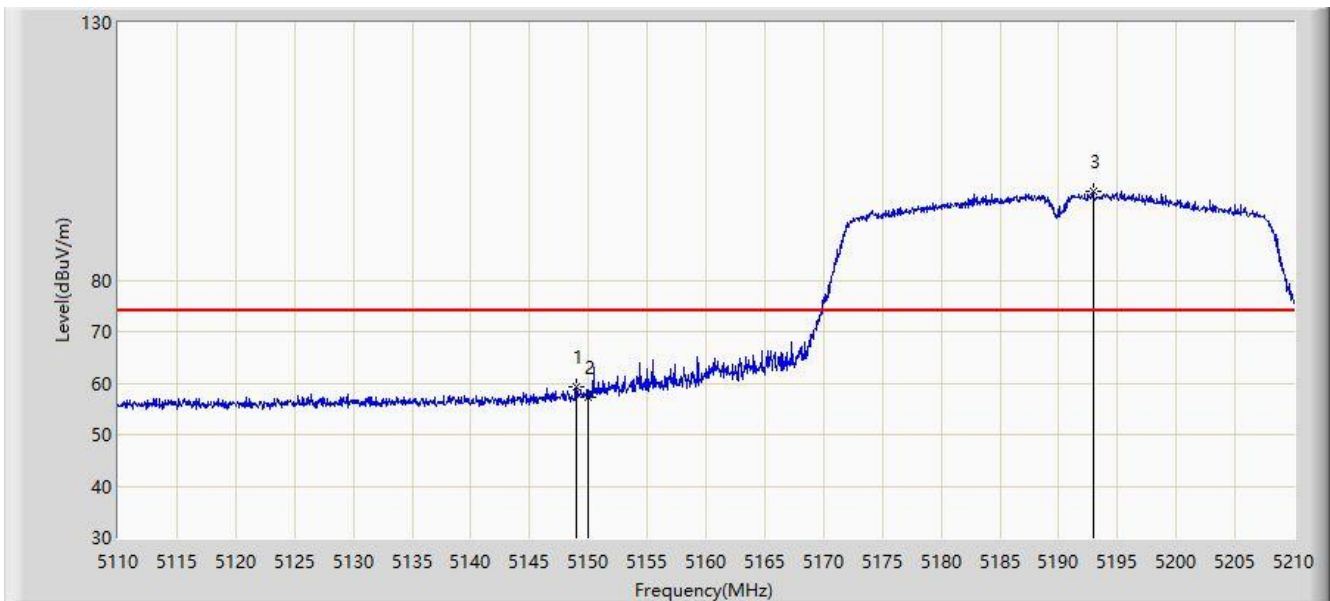
No	Mark	Frequency (MHz)	Measure Level (dBμV/m)	Reading Level (dBμV)	Margin (dB)	Limit (dBμV/m)	Factor (dB/m)	Type
1	*	5149.950	51.998	48.357	-2.002	54.000	3.641	AV
2		5150.000	51.750	48.109	-2.250	54.000	3.641	AV
3		5188.050	97.596	94.244	N/A	N/A	3.352	AV

Note 1: " * ", means this data is the worst emission level.

Note 2: Measure Level (dBμV/m) = Reading Level (dBμV) + Factor (dB/m).

Note 3: Factor (dB/m) = Cable Loss (dB) + Antenna Factor (dB/m) - Pre_Amplifier Gain (dB).

Site: WZ-AC1	Test Date: 2022-09-21
Limit: FCC_Part 15_15.209 RE(3m)	Engineer: Carl Jiang
Probe: BBHA9120D_1167_1-18GHz	Polarity: Vertical
EUT: Barcode Reader	Power: AC 120V/60Hz
Test Mode: Transmit by 802.11ac-VHT40 at 5190MHz	



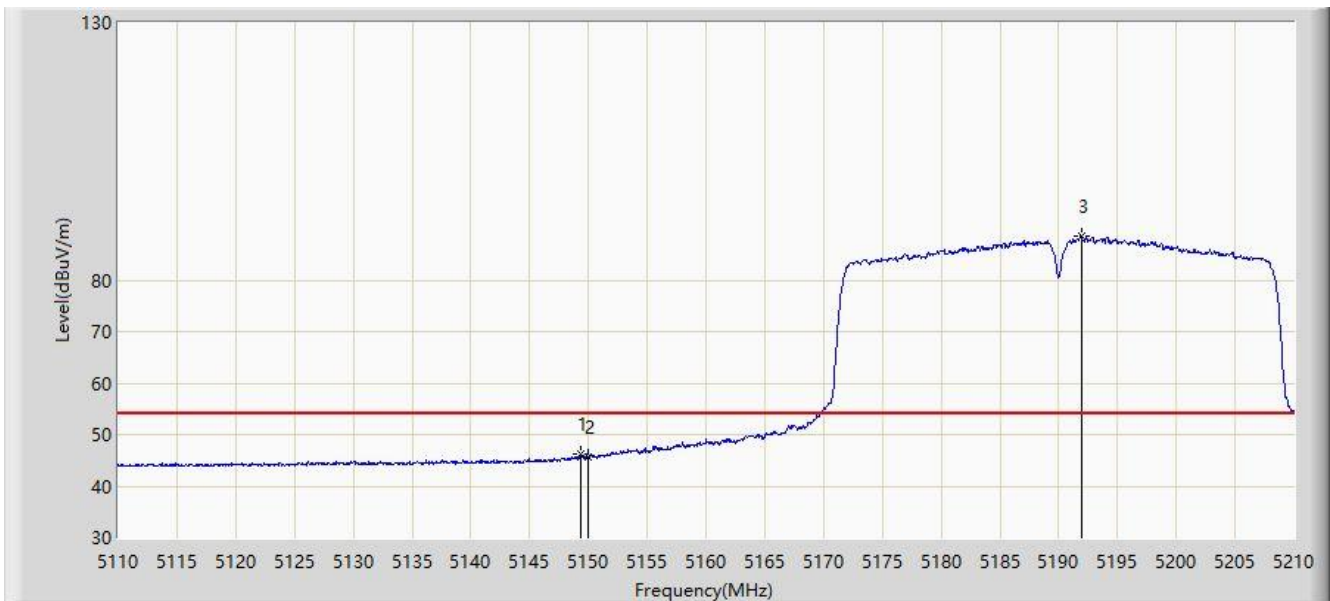
No	Mark	Frequency (MHz)	Measure Level (dB μ V/m)	Reading Level (dB μ V)	Margin (dB)	Limit (dB μ V/m)	Factor (dB/m)	Type
1	*	5148.950	59.224	55.579	-14.776	74.000	3.645	PK
2		5150.000	57.259	53.618	-16.741	74.000	3.641	PK
3		5192.950	97.270	93.948	N/A	N/A	3.323	PK

Note 1: " * ", means this data is the worst emission level.

Note 2: Measure Level (dB μ V/m) = Reading Level (dB μ V) + Factor (dB/m).

Note 3: Factor (dB/m) = Cable Loss (dB) + Antenna Factor (dB/m) - Pre_Amplifier Gain (dB).

Site: WZ-AC1	Test Date: 2022-09-21
Limit: FCC_Part 15_15.209 RE(3m)	Engineer: Carl Jiang
Probe: BBHA9120D_1167_1-18GHz	Polarity: Vertical
EUT: Barcode Reader	Power: AC 120V/60Hz
Test Mode: Transmit by 802.11ac-VHT40 at 5190MHz	



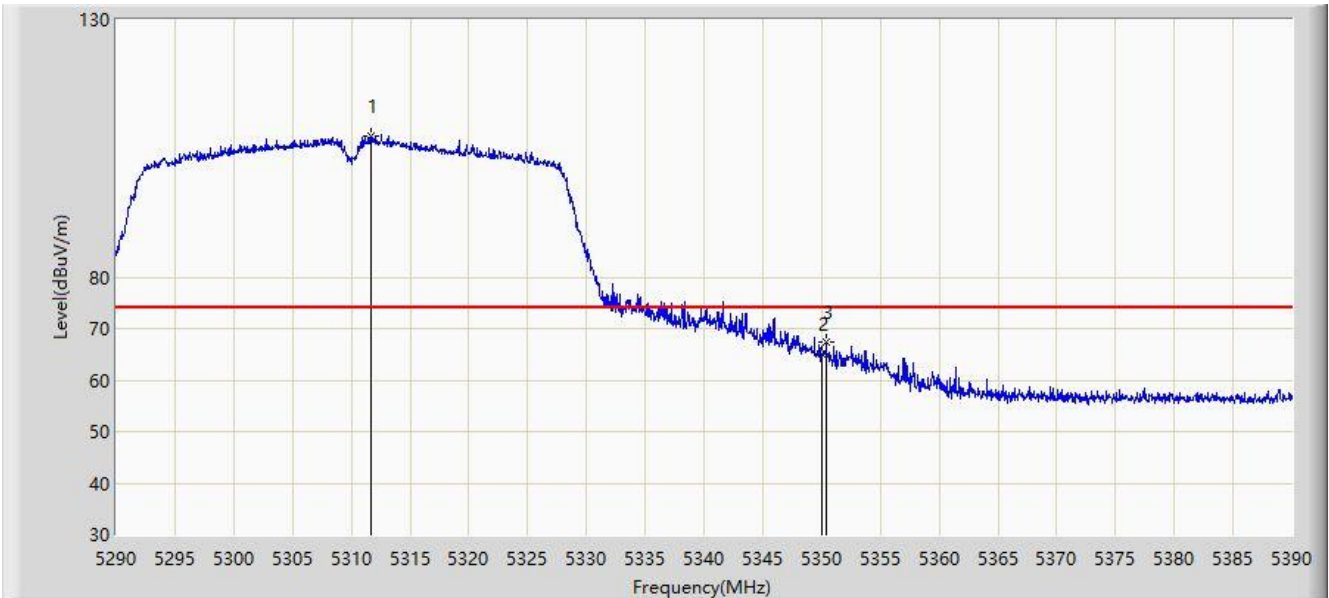
No	Mark	Frequency (MHz)	Measure Level (dB μ V/m)	Reading Level (dB μ V)	Margin (dB)	Limit (dB μ V/m)	Factor (dB/m)	Type
1	*	5149.400	46.212	42.569	-7.788	54.000	3.642	AV
2		5150.000	45.618	41.977	-8.382	54.000	3.641	AV
3		5191.900	88.623	85.294	N/A	N/A	3.329	AV

Note 1: " * ", means this data is the worst emission level.

Note 2: Measure Level (dB μ V/m) = Reading Level (dB μ V) + Factor (dB/m).

Note 3: Factor (dB/m) = Cable Loss (dB) + Antenna Factor (dB/m) - Pre_Amplifier Gain (dB).

Site: WZ-AC1	Test Date: 2022-09-21
Limit: FCC_Part 15_15.209 RE(3m)	Engineer: Carl Jiang
Probe: BBHA9120D_1167_1-18GHz	Polarity: Horizontal
EUT: Barcode Reader	Power: AC 120V/60Hz
Test Mode: Transmit by 802.11ac-VHT40 at 5310MHz	



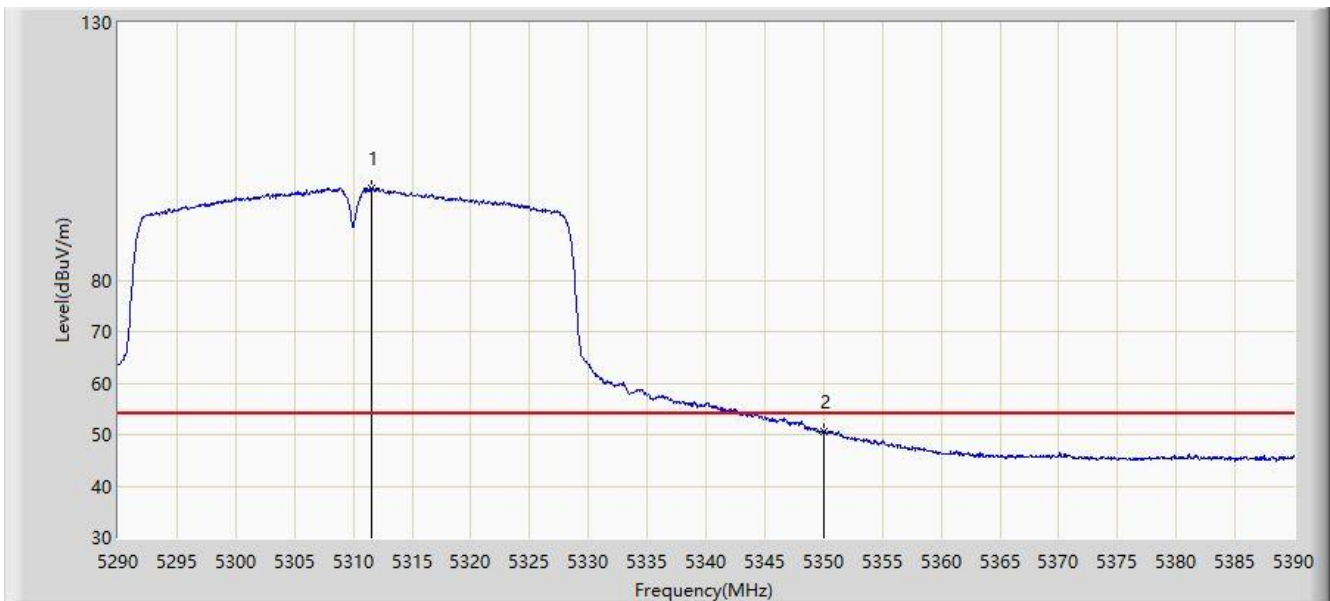
No	Mark	Frequency (MHz)	Measure Level (dB μ V/m)	Reading Level (dB μ V)	Margin (dB)	Limit (dB μ V/m)	Factor (dB/m)	Type
1		5311.650	107.533	104.200	N/A	N/A	3.333	PK
2		5350.000	65.203	61.858	-8.797	74.000	3.344	PK
3	*	5350.400	67.507	64.169	-6.493	74.000	3.338	PK

Note 1: " * ", means this data is the worst emission level.

Note 2: Measure Level (dB μ V/m) = Reading Level (dB μ V) + Factor (dB/m).

Note 3: Factor (dB/m) = Cable Loss (dB) + Antenna Factor (dB/m) - Pre_Amplifier Gain (dB).

Site: WZ-AC1	Test Date: 2022-09-21
Limit: FCC_Part 15_15.209 RE(3m)	Engineer: Carl Jiang
Probe: BBHA9120D_1167_1-18GHz	Polarity: Horizontal
EUT: Barcode Reader	Power: AC 120V/60Hz
Test Mode: Transmit by 802.11ac-VHT40 at 5310MHz	



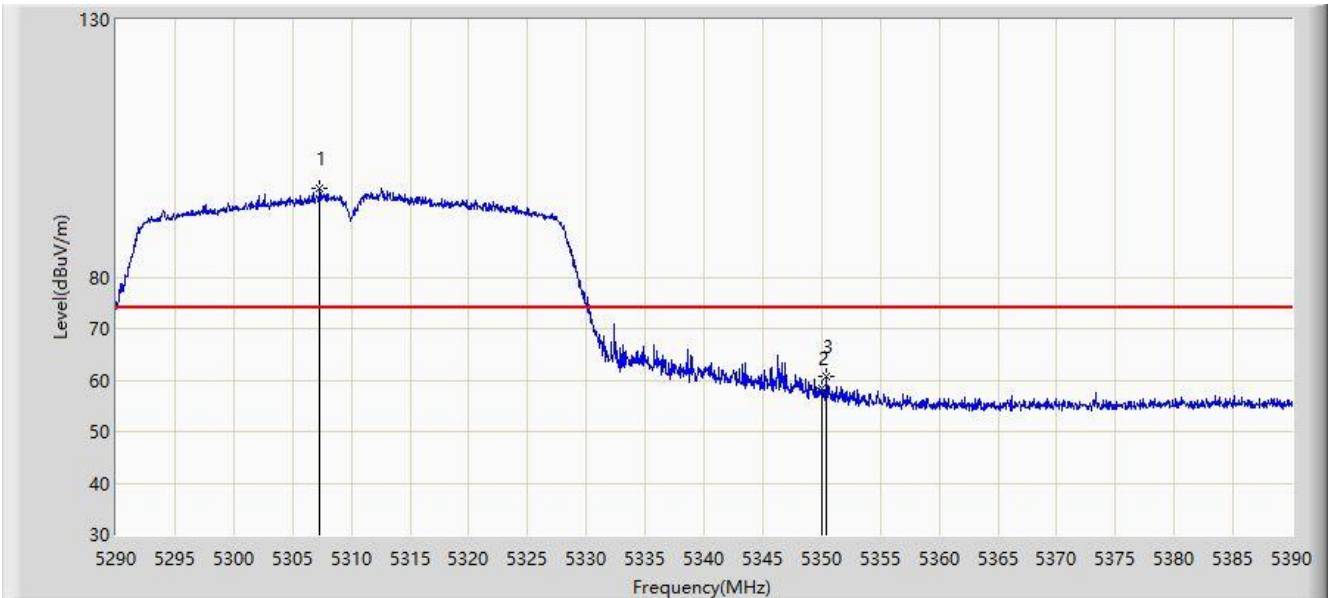
No	Mark	Frequency (MHz)	Measure Level (dB μ V/m)	Reading Level (dB μ V)	Margin (dB)	Limit (dB μ V/m)	Factor (dB/m)	Type
1		5311.600	97.937	94.604	N/A	N/A	3.333	AV
2	*	5350.000	50.489	47.144	-3.511	54.000	3.344	AV

Note 1: " * ", means this data is the worst emission level.

Note 2: Measure Level (dB μ V/m) = Reading Level (dB μ V) + Factor (dB/m).

Note 3: Factor (dB/m) = Cable Loss (dB) + Antenna Factor (dB/m) - Pre_Amplifier Gain (dB).

Site: WZ-AC1	Test Date: 2022-09-21
Limit: FCC_Part 15_15.209 RE(3m)	Engineer: Carl Jiang
Probe: BBHA9120D_1167_1-18GHz	Polarity: Vertical
EUT: Barcode Reader	Power: AC 120V/60Hz
Test Mode: Transmit by 802.11ac-VHT40 at 5310MHz	



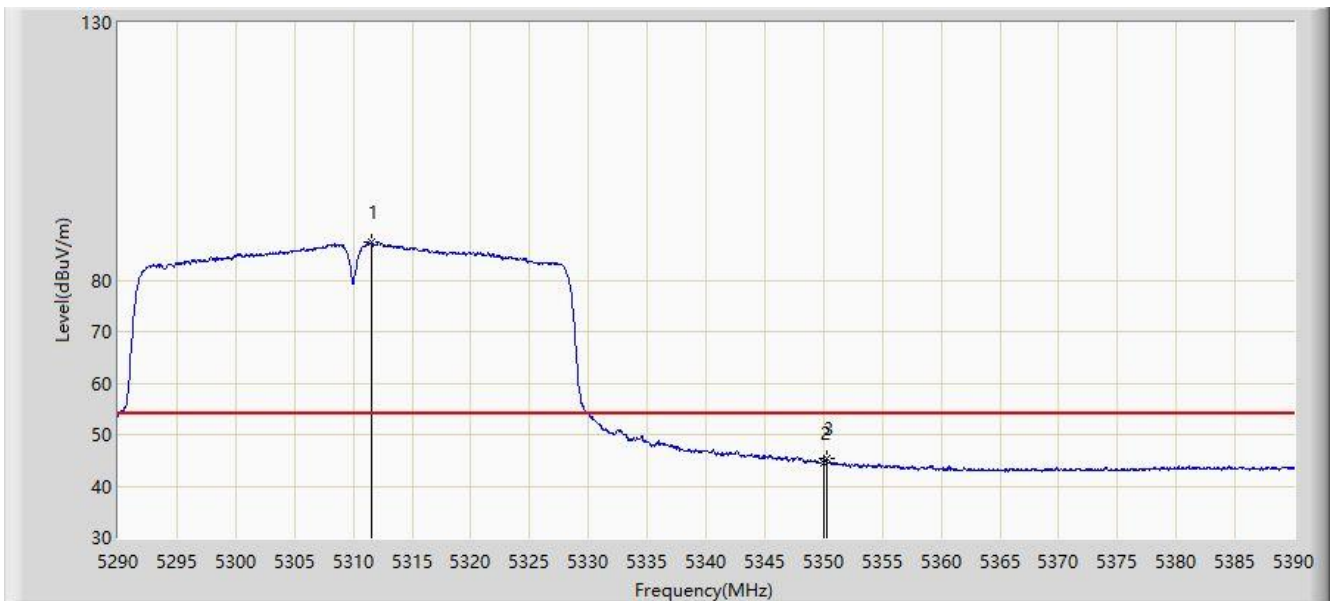
No	Mark	Frequency (MHz)	Measure Level (dB μ V/m)	Reading Level (dB μ V)	Margin (dB)	Limit (dB μ V/m)	Factor (dB/m)	Type
1		5307.300	97.222	93.905	N/A	N/A	3.316	PK
2		5350.000	58.498	55.153	-15.502	74.000	3.344	PK
3	*	5350.450	60.823	57.486	-13.177	74.000	3.337	PK

Note 1: " * ", means this data is the worst emission level.

Note 2: Measure Level (dB μ V/m) = Reading Level (dB μ V) + Factor (dB/m).

Note 3: Factor (dB/m) = Cable Loss (dB) + Antenna Factor (dB/m) - Pre_Amplifier Gain (dB).

Site: WZ-AC1	Test Date: 2022-09-21
Limit: FCC_Part 15_15.209 RE(3m)	Engineer: Carl Jiang
Probe: BBHA9120D_1167_1-18GHz	Polarity: Vertical
EUT: Barcode Reader	Power: AC 120V/60Hz
Test Mode: Transmit by 802.11ac-VHT40 at 5310MHz	



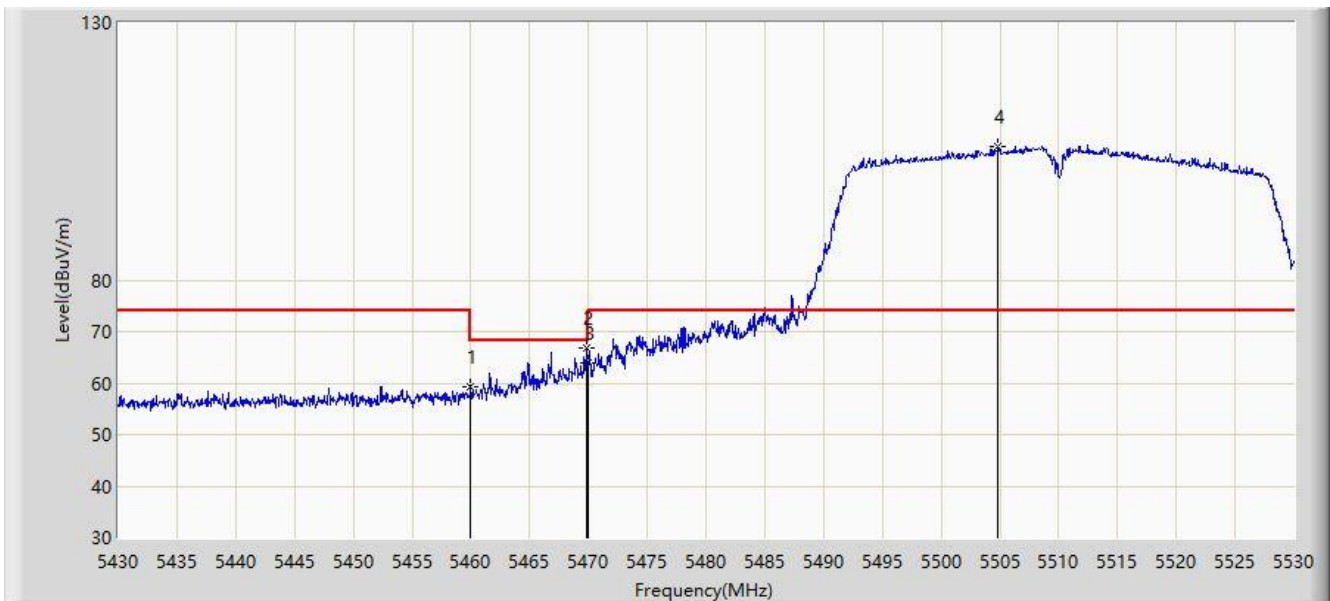
No	Mark	Frequency (MHz)	Measure Level (dB μ V/m)	Reading Level (dB μ V)	Margin (dB)	Limit (dB μ V/m)	Factor (dB/m)	Type
1		5311.500	87.365	84.033	N/A	N/A	3.333	AV
2		5350.000	44.560	41.215	-9.440	54.000	3.344	AV
3	*	5350.250	45.272	41.931	-8.728	54.000	3.340	AV

Note 1: " * ", means this data is the worst emission level.

Note 2: Measure Level (dB μ V/m) = Reading Level (dB μ V) + Factor (dB/m).

Note 3: Factor (dB/m) = Cable Loss (dB) + Antenna Factor (dB/m) - Pre_Amplifier Gain (dB).

Site: WZ-AC1	Test Date: 2022-09-21
Limit: FCC_Part 15_15.209 RE(3m)	Engineer: Carl Jiang
Probe: BBHA9120D_1167_1-18GHz	Polarity: Horizontal
EUT: Barcode Reader	Power: AC 120V/60Hz
Test Mode: Transmit by 802.11ac-VHT40 at 5510MHz	



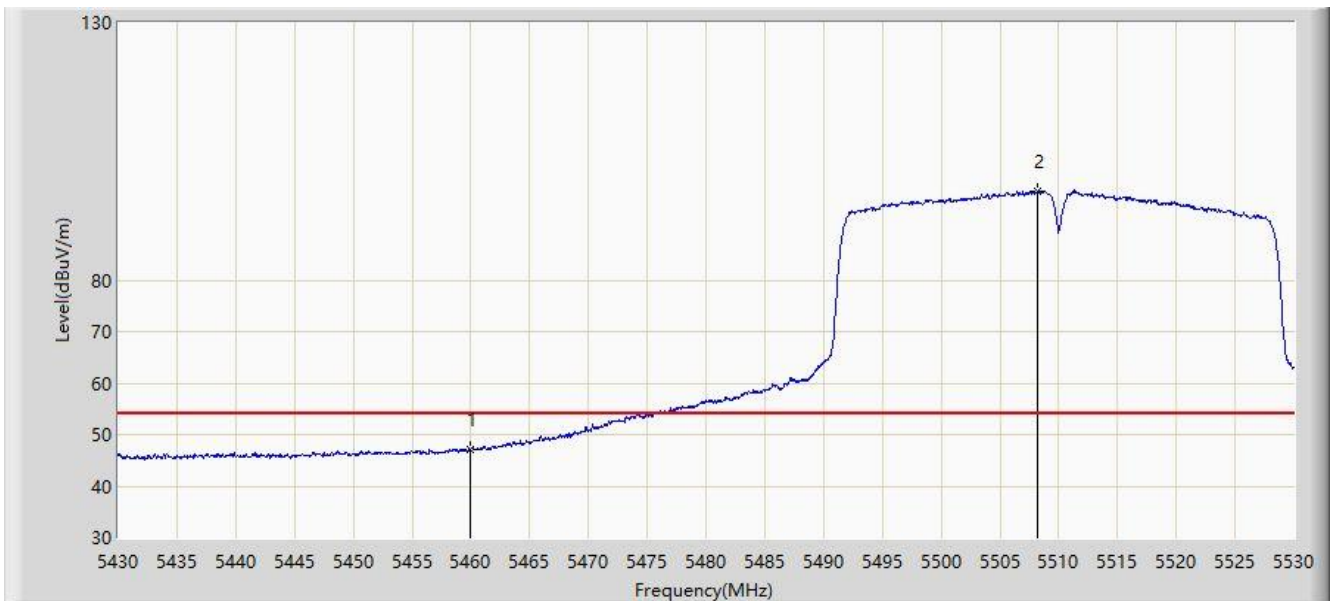
No	Mark	Frequency (MHz)	Measure Level (dB μ V/m)	Reading Level (dB μ V)	Margin (dB)	Limit (dB μ V/m)	Factor (dB/m)	Type
1		5460.000	59.420	55.790	-14.580	74.000	3.630	PK
2	*	5469.800	66.862	63.172	-1.338	68.200	3.690	PK
3		5470.000	63.906	60.215	-4.294	68.200	3.691	PK
4		5504.850	106.086	102.245	N/A	N/A	3.841	PK

Note 1: " * ", means this data is the worst emission level.

Note 2: Measure Level (dB μ V/m) = Reading Level (dB μ V) + Factor (dB/m).

Note 3: Factor (dB/m) = Cable Loss (dB) + Antenna Factor (dB/m) - Pre_Amplifier Gain (dB).

Site: WZ-AC1	Test Date: 2022-09-21
Limit: FCC_Part 15_15.209 RE(3m)	Engineer: Carl Jiang
Probe: BBHA9120D_1167_1-18GHz	Polarity: Horizontal
EUT: Barcode Reader	Power: AC 120V/60Hz
Test Mode: Transmit by 802.11ac-VHT40 at 5510MHz	



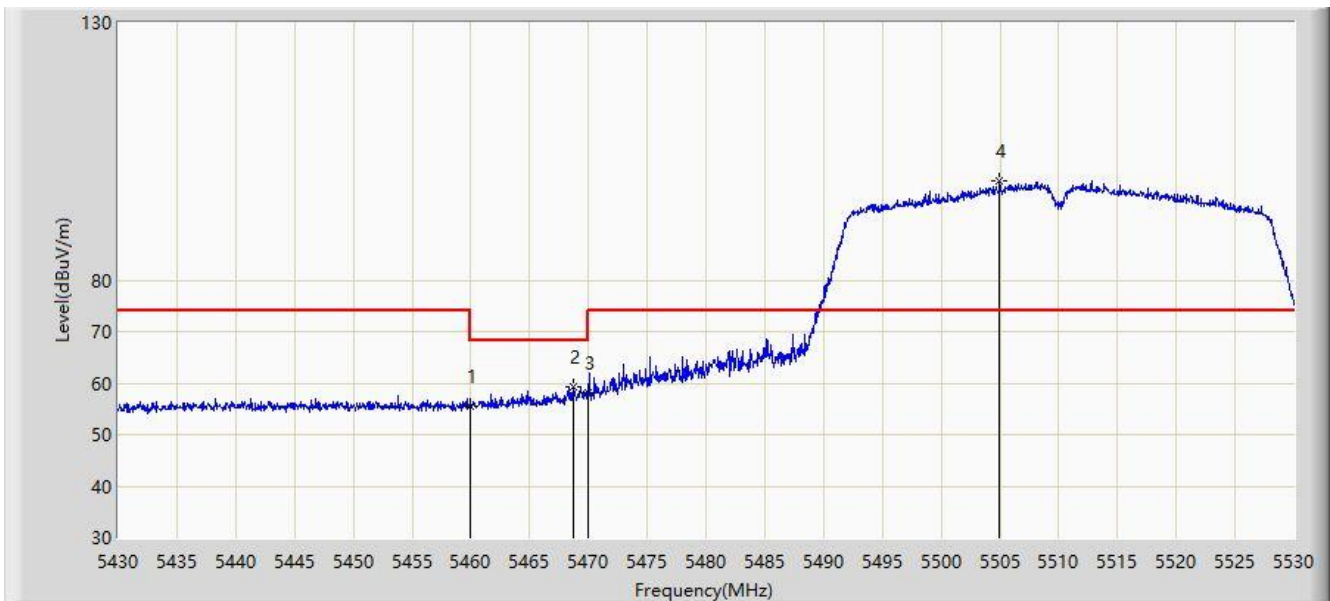
No	Mark	Frequency (MHz)	Measure Level (dB μ V/m)	Reading Level (dB μ V)	Margin (dB)	Limit (dB μ V/m)	Factor (dB/m)	Type
1	*	5460.000	47.150	43.520	-6.850	54.000	3.630	AV
2		5508.250	97.249	93.440	N/A	N/A	3.808	AV

Note 1: " * ", means this data is the worst emission level.

Note 2: Measure Level (dB μ V/m) = Reading Level (dB μ V) + Factor (dB/m).

Note 3: Factor (dB/m) = Cable Loss (dB) + Antenna Factor (dB/m) - Pre_Amplifier Gain (dB).

Site: WZ-AC1	Test Date: 2022-09-21
Limit: FCC_Part 15_15.209 RE(3m)	Engineer: Carl Jiang
Probe: BBHA9120D_1167_1-18GHz	Polarity: Vertical
EUT: Barcode Reader	Power: AC 120V/60Hz
Test Mode: Transmit by 802.11ac-VHT40 at 5510MHz	



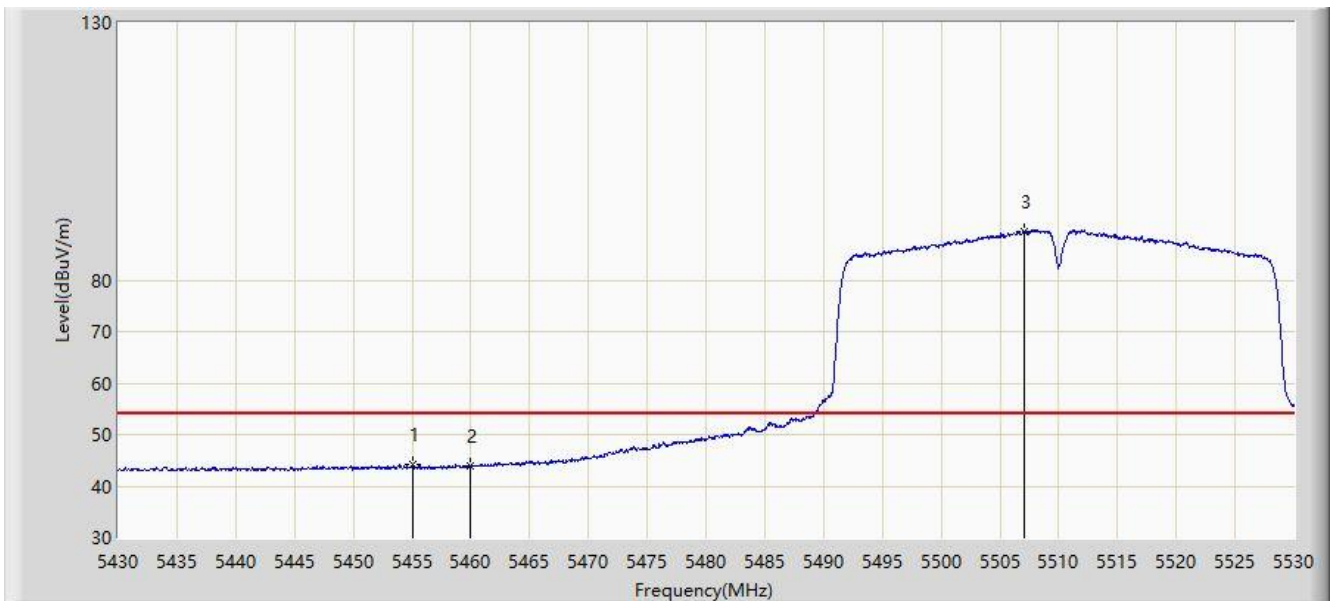
No	Mark	Frequency (MHz)	Measure Level (dB μ V/m)	Reading Level (dB μ V)	Margin (dB)	Limit (dB μ V/m)	Factor (dB/m)	Type
1		5460.000	55.542	51.912	-18.458	74.000	3.630	PK
2	*	5468.700	59.299	55.616	-8.901	68.200	3.684	PK
3		5470.000	58.242	54.551	-9.958	68.200	3.691	PK
4		5504.950	99.215	95.375	N/A	N/A	3.840	PK

Note 1: " * ", means this data is the worst emission level.

Note 2: Measure Level (dB μ V/m) = Reading Level (dB μ V) + Factor (dB/m).

Note 3: Factor (dB/m) = Cable Loss (dB) + Antenna Factor (dB/m) - Pre_Amplifier Gain (dB).

Site: WZ-AC1	Test Date: 2022-09-21
Limit: FCC_Part 15_15.209 RE(3m)	Engineer: Carl Jiang
Probe: BBHA9120D_1167_1-18GHz	Polarity: Vertical
EUT: Barcode Reader	Power: AC 120V/60Hz
Test Mode: Transmit by 802.11ac-VHT40 at 5510MHz	



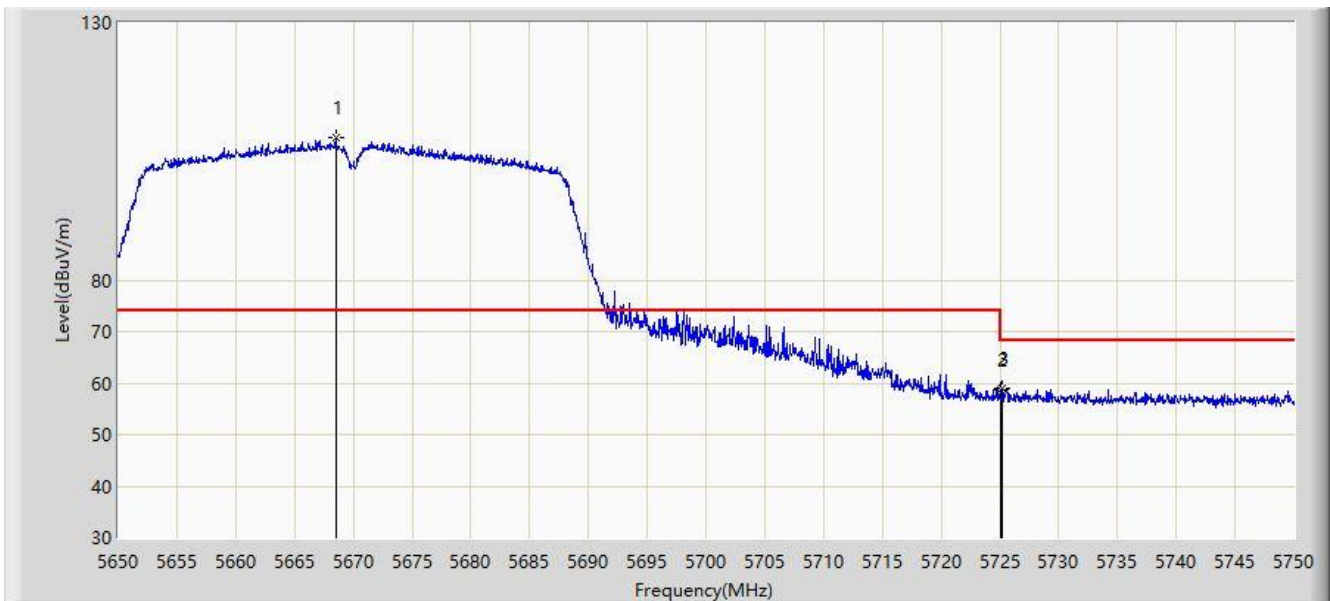
No	Mark	Frequency (MHz)	Measure Level (dB μ V/m)	Reading Level (dB μ V)	Margin (dB)	Limit (dB μ V/m)	Factor (dB/m)	Type
1	*	5455.100	44.192	40.614	-9.808	54.000	3.578	AV
2		5460.000	43.820	40.190	-10.180	54.000	3.630	AV
3		5507.050	89.487	85.667	N/A	N/A	3.821	AV

Note 1: " * ", means this data is the worst emission level.

Note 2: Measure Level (dB μ V/m) = Reading Level (dB μ V) + Factor (dB/m).

Note 3: Factor (dB/m) = Cable Loss (dB) + Antenna Factor (dB/m) - Pre_Amplifier Gain (dB).

Site: WZ-AC1	Test Date: 2022-09-21
Limit: FCC_Part 15_15.209 RE(3m)	Engineer: Carl Jiang
Probe: BBHA9120D_1167_1-18GHz	Polarity: Horizontal
EUT: Barcode Reader	Power: AC 120V/60Hz
Test Mode: Transmit by 802.11ac-VHT40 at 5670MHz	



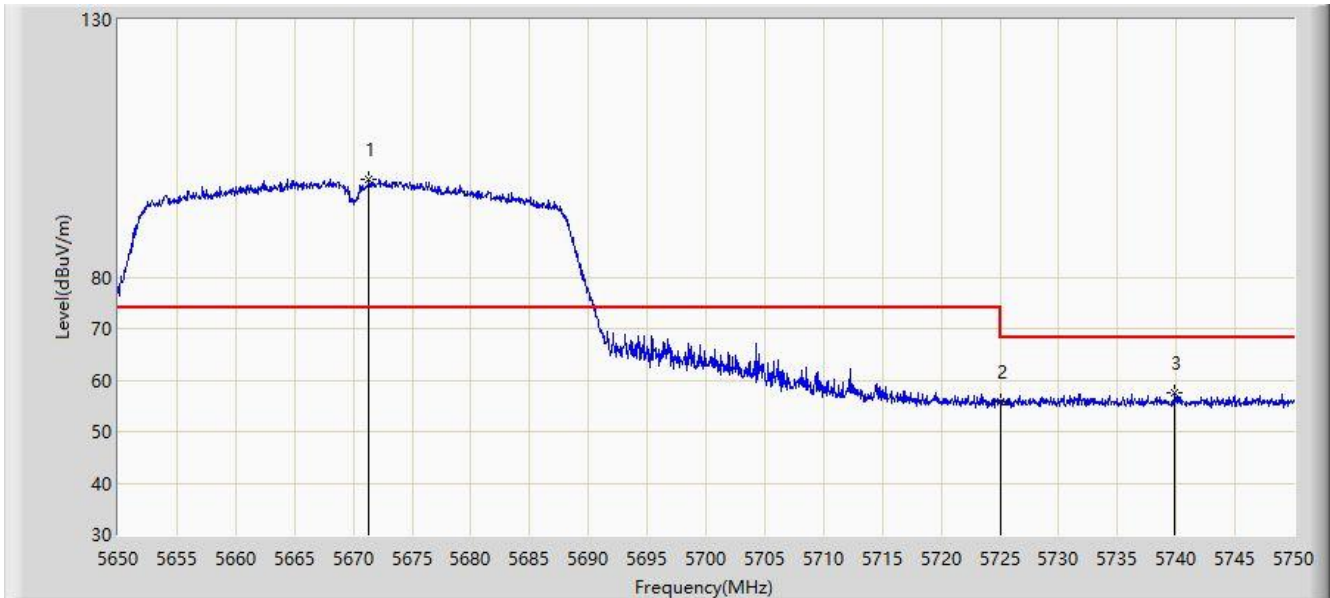
No	Mark	Frequency (MHz)	Measure Level (dB μ V/m)	Reading Level (dB μ V)	Margin (dB)	Limit (dB μ V/m)	Factor (dB/m)	Type
1		5668.500	107.550	103.587	N/A	N/A	3.964	PK
2		5725.000	58.806	54.863	-9.394	68.200	3.943	PK
3	*	5725.250	59.040	55.096	-9.160	68.200	3.943	PK

Note 1: " * ", means this data is the worst emission level.

Note 2: Measure Level (dB μ V/m) = Reading Level (dB μ V) + Factor (dB/m).

Note 3: Factor (dB/m) = Cable Loss (dB) + Antenna Factor (dB/m) - Pre_Amplifier Gain (dB).

Site: WZ-AC1	Test Date: 2022-09-21
Limit: FCC_Part 15_15.209 RE(3m)	Engineer: Carl Jiang
Probe: BBHA9120D_1167_1-18GHz	Polarity: Vertical
EUT: Barcode Reader	Power: AC 120V/60Hz
Test Mode: Transmit by 802.11ac-VHT40 at 5670MHz	



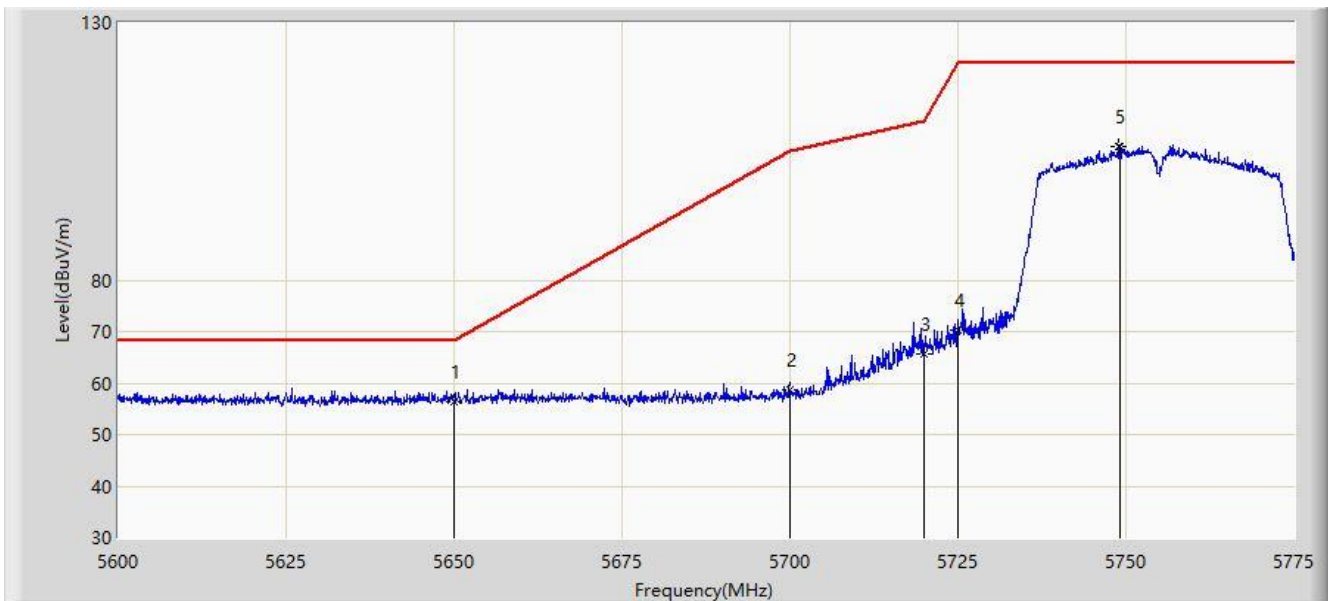
No	Mark	Frequency (MHz)	Measure Level (dB μ V/m)	Reading Level (dB μ V)	Margin (dB)	Limit (dB μ V/m)	Factor (dB/m)	Type
1		5671.350	99.102	95.157	N/A	N/A	3.945	PK
2		5725.000	55.924	51.981	-12.276	68.200	3.943	PK
3	*	5739.900	57.612	53.491	-10.588	68.200	4.122	PK

Note 1: " * ", means this data is the worst emission level.

Note 2: Measure Level (dB μ V/m) = Reading Level (dB μ V) + Factor (dB/m).

Note 3: Factor (dB/m) = Cable Loss (dB) + Antenna Factor (dB/m) - Pre_Amplifier Gain (dB).

Site: WZ-AC1	Test Date: 2022-09-21
Limit: FCC_Part 15_15.209 RE(3m)	Engineer: Carl Jiang
Probe: BBHA9120D_1167_1-18GHz	Polarity: Horizontal
EUT: Barcode Reader	Power: AC 120V/60Hz
Test Mode: Transmit by 802.11ac-VHT40 at 5755MHz	



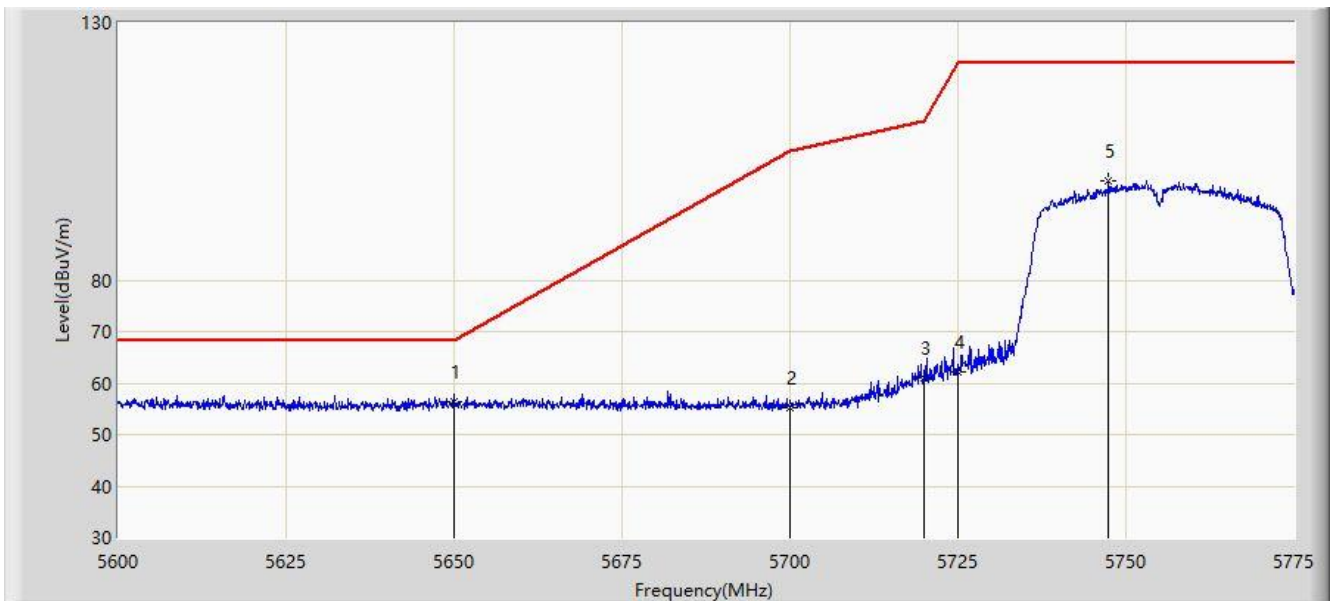
No	Mark	Frequency (MHz)	Measure Level (dB μ V/m)	Reading Level (dB μ V)	Margin (dB)	Limit (dB μ V/m)	Factor (dB/m)	Type
1	*	5650.000	56.277	52.363	-11.923	68.200	3.914	PK
2		5700.000	58.589	54.674	-46.611	105.200	3.916	PK
3		5720.000	65.716	61.787	-45.084	110.800	3.929	PK
4		5725.000	70.393	66.450	-51.807	122.200	3.943	PK
5		5749.013	105.968	101.783	N/A	N/A	4.184	PK

Note 1: " * ", means this data is the worst emission level.

Note 2: Measure Level (dB μ V/m) = Reading Level (dB μ V) + Factor (dB/m).

Note 3: Factor (dB/m) = Cable Loss (dB) + Antenna Factor (dB/m) - Pre_Amplifier Gain (dB).

Site: WZ-AC1	Test Date: 2022-09-21
Limit: FCC_Part 15_15.209 RE(3m)	Engineer: Carl Jiang
Probe: BBHA9120D_1167_1-18GHz	Polarity: Vertical
EUT: Barcode Reader	Power: AC 120V/60Hz
Test Mode: Transmit by 802.11ac-VHT40 at 5755MHz	



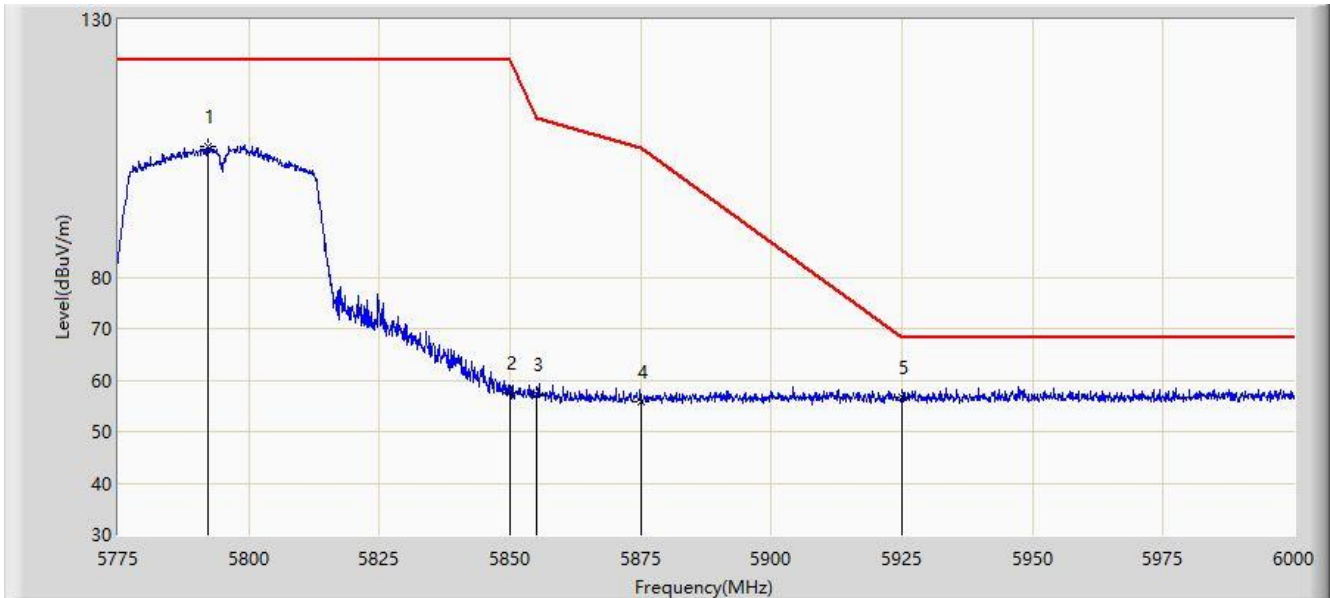
No	Mark	Frequency (MHz)	Measure Level (dB μ V/m)	Reading Level (dB μ V)	Margin (dB)	Limit (dB μ V/m)	Factor (dB/m)	Type
1	*	5650.000	56.505	52.591	-11.695	68.200	3.914	PK
2		5700.000	55.282	51.367	-49.918	105.200	3.916	PK
3		5720.000	60.870	56.941	-49.930	110.800	3.929	PK
4		5725.000	62.286	58.343	-59.914	122.200	3.943	PK
5		5747.437	99.206	95.029	N/A	N/A	4.178	PK

Note 1: " * ", means this data is the worst emission level.

Note 2: Measure Level (dB μ V/m) = Reading Level (dB μ V) + Factor (dB/m).

Note 3: Factor (dB/m) = Cable Loss (dB) + Antenna Factor (dB/m) - Pre_Amplifier Gain (dB).

Site: WZ-AC1	Test Date: 2022-09-21
Limit: FCC_Part 15_15.209 RE(3m)	Engineer: Carl Jiang
Probe: BBHA9120D_1167_1-18GHz	Polarity: Horizontal
EUT: Barcode Reader	Power: AC 120V/60Hz
Test Mode: Transmit by 802.11ac-VHT40 at 5795MHz	



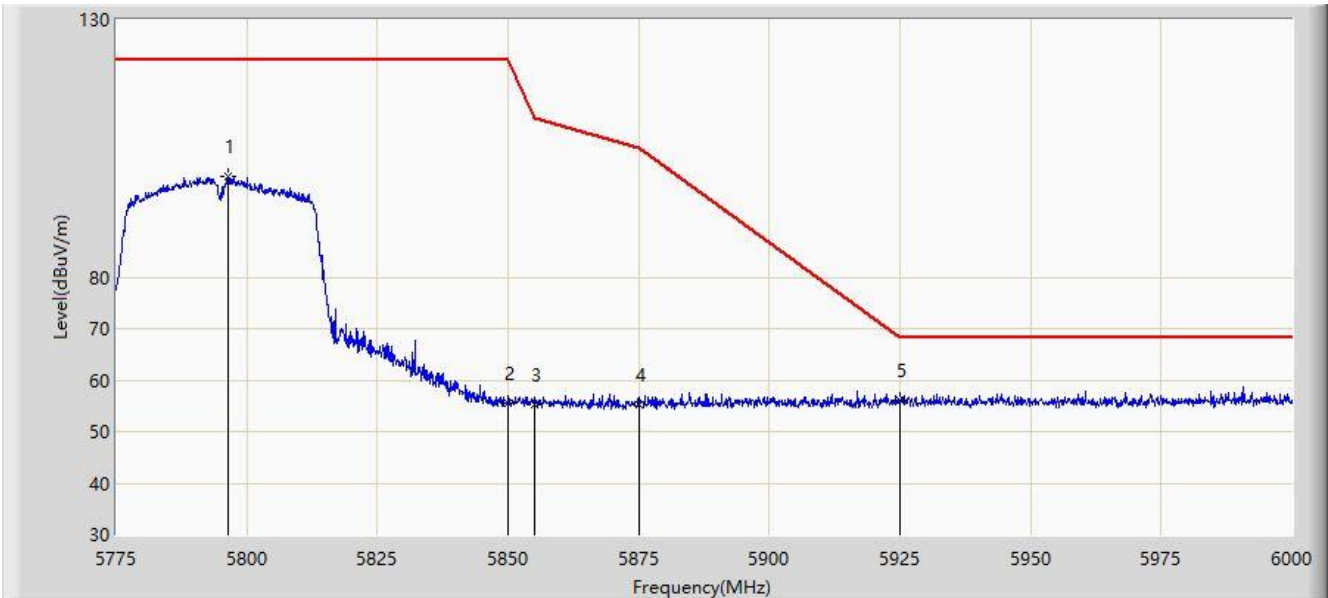
No	Mark	Frequency (MHz)	Measure Level (dB μ V/m)	Reading Level (dB μ V)	Margin (dB)	Limit (dB μ V/m)	Factor (dB/m)	Type
1		5792.325	105.466	101.198	N/A	N/A	4.268	PK
2		5850.000	57.672	53.228	-64.528	122.200	4.444	PK
3		5855.000	57.106	52.706	-53.694	110.800	4.400	PK
4		5875.000	55.769	51.458	-49.431	105.200	4.312	PK
5	*	5925.000	56.611	51.980	-11.589	68.200	4.630	PK

Note 1: " * ", means this data is the worst emission level.

Note 2: Measure Level (dB μ V/m) = Reading Level (dB μ V) + Factor (dB/m).

Note 3: Factor (dB/m) = Cable Loss (dB) + Antenna Factor (dB/m) - Pre_Amplifier Gain (dB).

Site: WZ-AC1	Test Date: 2022-09-21
Limit: FCC_Part 15_15.209 RE(3m)	Engineer: Carl Jiang
Probe: BBHA9120D_1167_1-18GHz	Polarity: Vertical
EUT: Barcode Reader	Power: AC 120V/60Hz
Test Mode: Transmit by 802.11ac-VHT40 at 5795MHz	



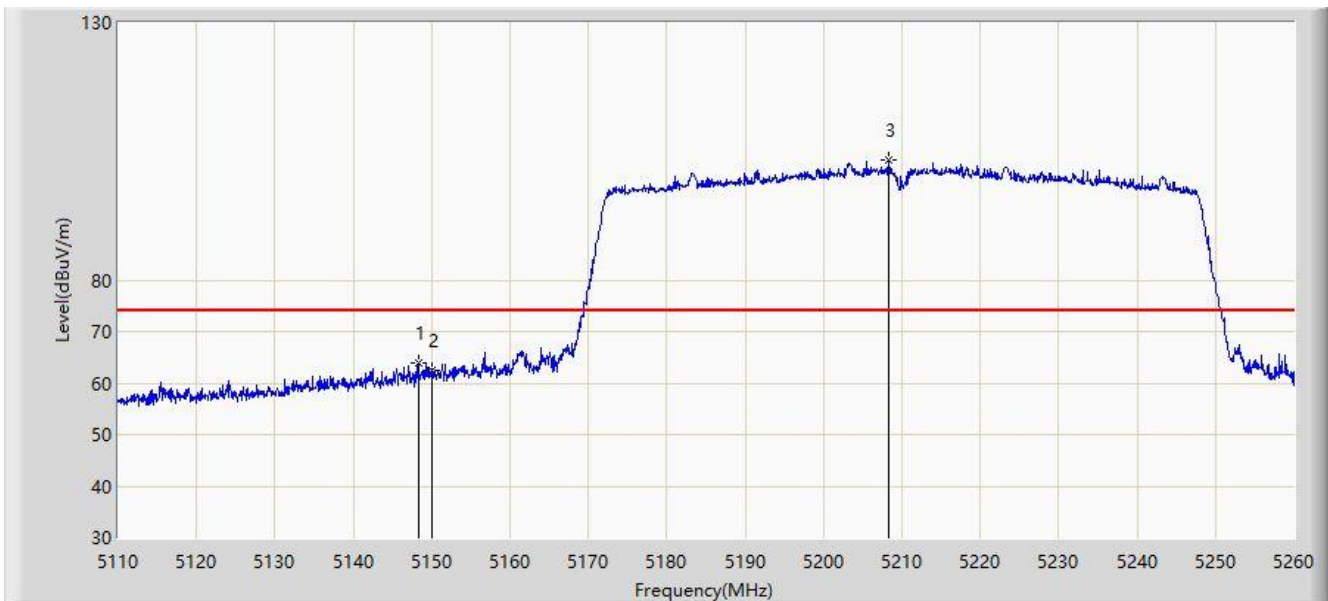
No	Mark	Frequency (MHz)	Measure Level (dBμV/m)	Reading Level (dBμV)	Margin (dB)	Limit (dBμV/m)	Factor (dB/m)	Type
1		5796.487	99.565	95.263	N/A	N/A	4.303	PK
2		5850.000	55.365	50.921	-66.835	122.200	4.444	PK
3		5855.000	55.311	50.911	-55.489	110.800	4.400	PK
4		5875.000	55.116	50.805	-50.084	105.200	4.312	PK
5	*	5925.000	56.004	51.373	-12.196	68.200	4.630	PK

Note 1: " * ", means this data is the worst emission level.

Note 2: Measure Level (dBμV/m) = Reading Level (dBμV) + Factor (dB/m).

Note 3: Factor (dB/m) = Cable Loss (dB) + Antenna Factor (dB/m) - Pre_Amplifier Gain (dB).

Site: WZ-AC1	Test Date: 2022-09-21
Limit: FCC_Part 15_15.209 RE(3m)	Engineer: Carl Jiang
Probe: BBHA9120D_1167_1-18GHz	Polarity: Horizontal
EUT: Barcode Reader	Power: AC 120V/60Hz
Test Mode: Transmit by 802.11ac-VHT80 at 5210MHz	



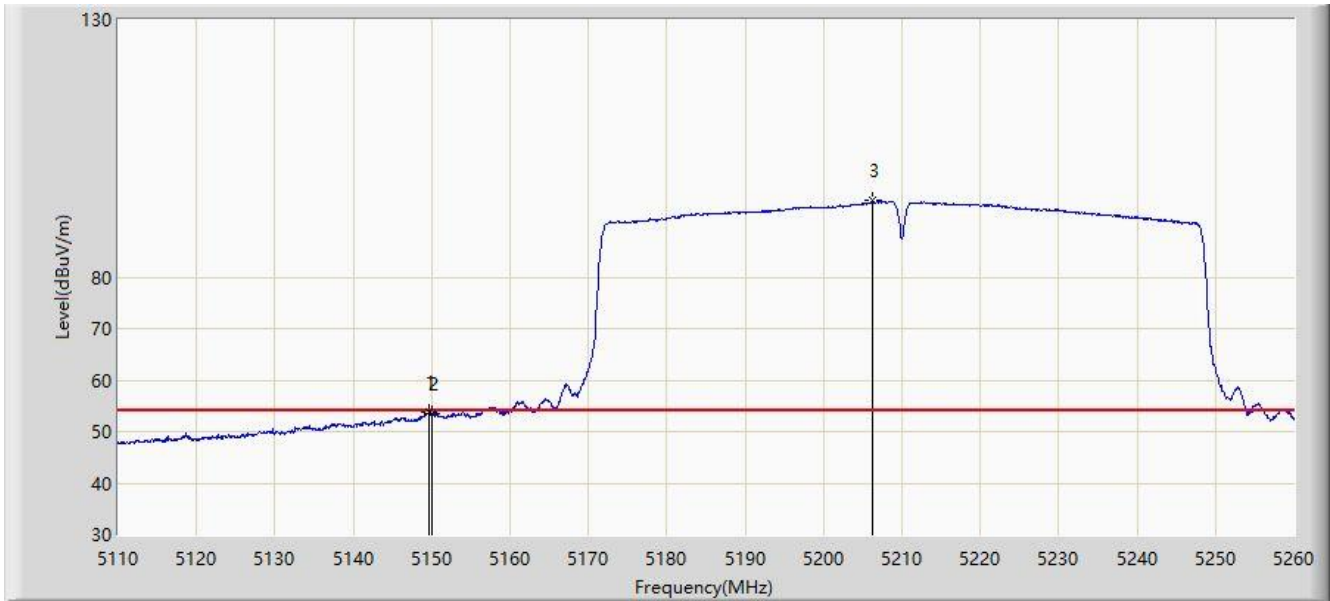
No	Mark	Frequency (MHz)	Measure Level (dB μ V/m)	Reading Level (dB μ V)	Margin (dB)	Limit (dB μ V/m)	Factor (dB/m)	Type
1	*	5148.325	63.928	60.280	-10.072	74.000	3.649	PK
2		5150.000	62.479	58.838	-11.521	74.000	3.641	PK
3		5208.250	103.338	100.043	N/A	N/A	3.295	PK

Note 1: " * ", means this data is the worst emission level.

Note 2: Measure Level (dB μ V/m) = Reading Level (dB μ V) + Factor (dB/m).

Note 3: Factor (dB/m) = Cable Loss (dB) + Antenna Factor (dB/m) - Pre_Amplifier Gain (dB).

Site: WZ-AC1	Test Date: 2022-09-21
Limit: FCC_Part 15_15.209 RE(3m)	Engineer: Carl Jiang
Probe: BBHA9120D_1167_1-18GHz	Polarity: Horizontal
EUT: Barcode Reader	Power: AC 120V/60Hz
Test Mode: Transmit by 802.11ac-VHT80 at 5210MHz	



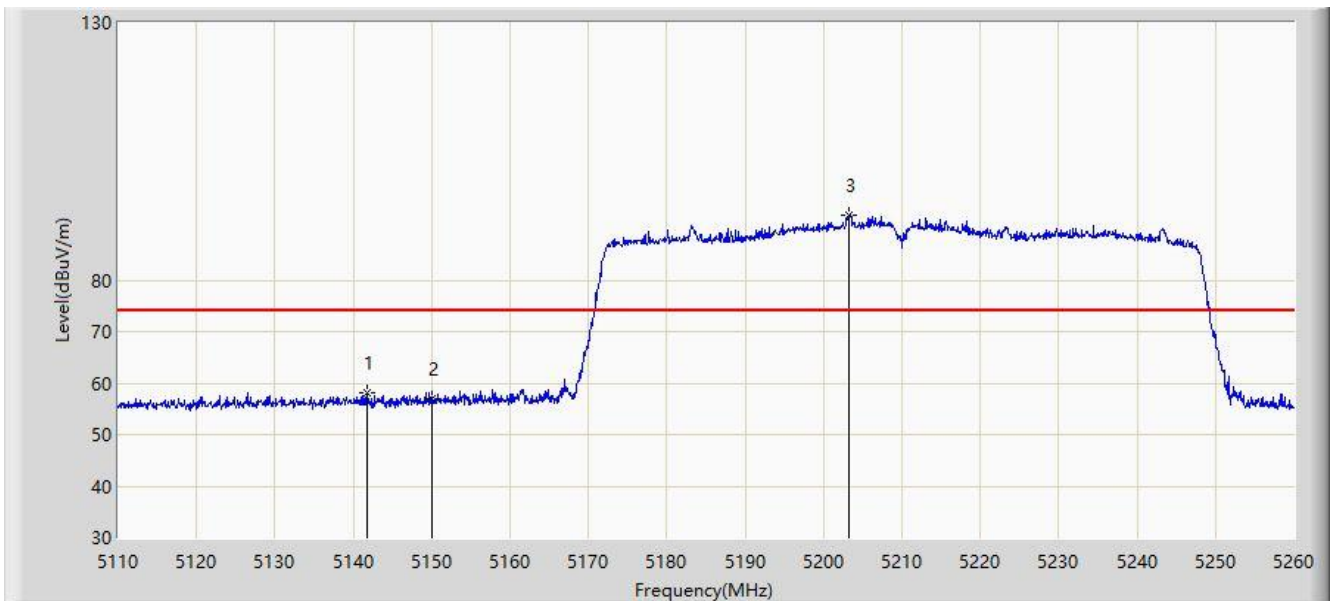
No	Mark	Frequency (MHz)	Measure Level (dB μ V/m)	Reading Level (dB μ V)	Margin (dB)	Limit (dB μ V/m)	Factor (dB/m)	Type
1	*	5149.600	53.817	50.175	-0.183	54.000	3.643	AV
2		5150.000	53.518	49.877	-0.482	54.000	3.641	AV
3		5206.300	94.817	91.525	N/A	N/A	3.292	AV

Note 1: " * ", means this data is the worst emission level.

Note 2: Measure Level (dB μ V/m) = Reading Level (dB μ V) + Factor (dB/m).

Note 3: Factor (dB/m) = Cable Loss (dB) + Antenna Factor (dB/m) - Pre_Amplifier Gain (dB).

Site: WZ-AC1	Test Date: 2022-09-21
Limit: FCC_Part 15_15.209 RE(3m)	Engineer: Carl Jiang
Probe: BBHA9120D_1167_1-18GHz	Polarity: Vertical
EUT: Barcode Reader	Power: AC 120V/60Hz
Test Mode: Transmit by 802.11ac-VHT80 at 5210MHz	



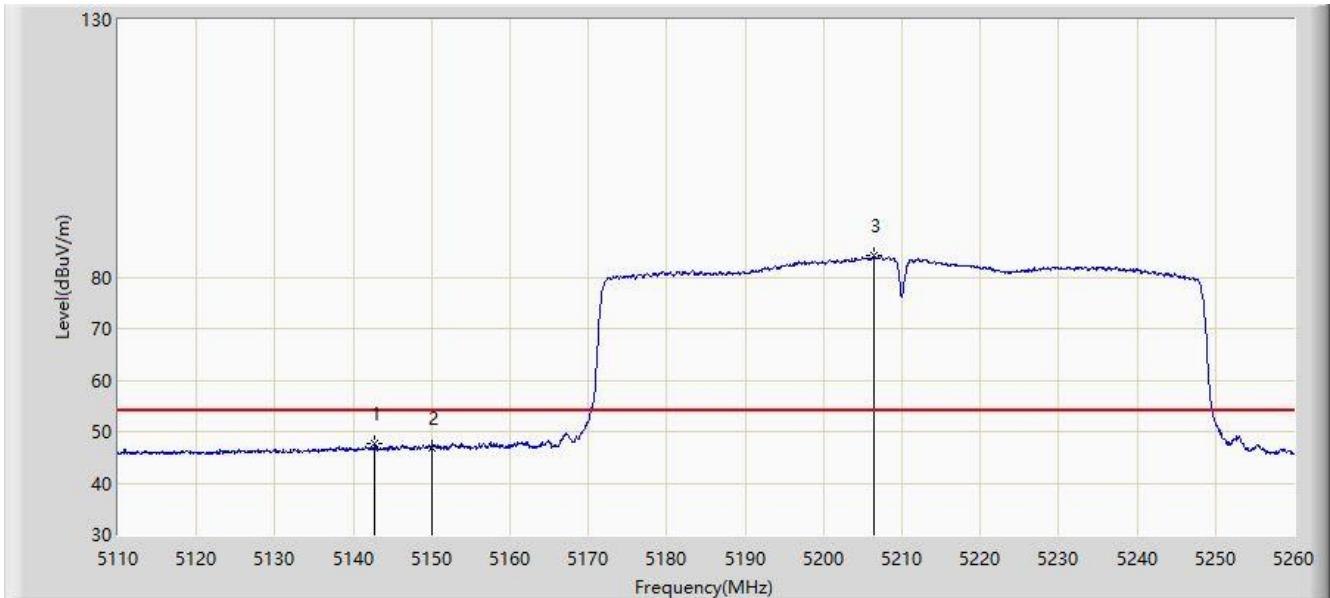
No	Mark	Frequency (MHz)	Measure Level (dB μ V/m)	Reading Level (dB μ V)	Margin (dB)	Limit (dB μ V/m)	Factor (dB/m)	Type
1	*	5141.725	58.116	54.486	-15.884	74.000	3.630	PK
2		5150.000	56.912	53.271	-17.088	74.000	3.641	PK
3		5203.225	92.604	89.315	N/A	N/A	3.289	PK

Note 1: " * ", means this data is the worst emission level.

Note 2: Measure Level (dB μ V/m) = Reading Level (dB μ V) + Factor (dB/m).

Note 3: Factor (dB/m) = Cable Loss (dB) + Antenna Factor (dB/m) - Pre_Amplifier Gain (dB).

Site: WZ-AC1	Test Date: 2022-09-21
Limit: FCC_Part 15_15.209 RE(3m)	Engineer: Carl Jiang
Probe: BBHA9120D_1167_1-18GHz	Polarity: Vertical
EUT: Barcode Reader	Power: AC 120V/60Hz
Test Mode: Transmit by 802.11ac-VHT80 at 5210MHz	



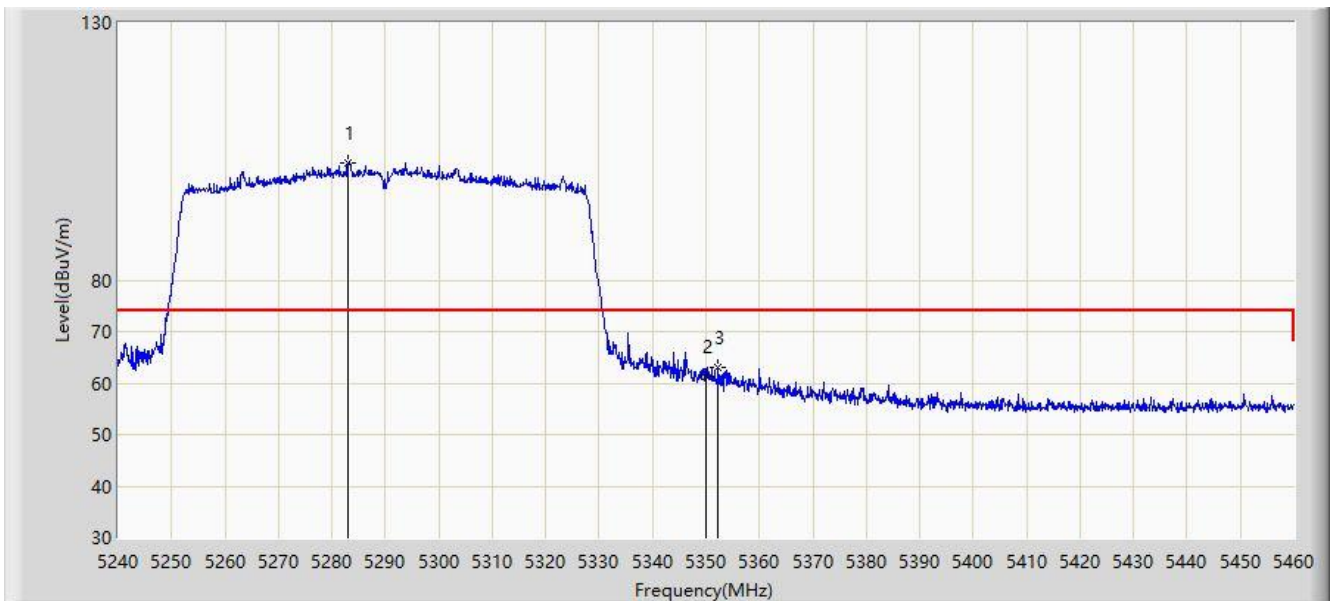
No	Mark	Frequency (MHz)	Measure Level (dB μ V/m)	Reading Level (dB μ V)	Margin (dB)	Limit (dB μ V/m)	Factor (dB/m)	Type
1	*	5142.775	47.739	44.105	-6.261	54.000	3.634	AV
2		5150.000	46.853	43.212	-7.147	54.000	3.641	AV
3		5206.375	84.226	80.934	N/A	N/A	3.292	AV

Note 1: " * ", means this data is the worst emission level.

Note 2: Measure Level (dB μ V/m) = Reading Level (dB μ V) + Factor (dB/m).

Note 3: Factor (dB/m) = Cable Loss (dB) + Antenna Factor (dB/m) - Pre_Amplifier Gain (dB).

Site: WZ-AC1	Test Date: 2022-09-22
Limit: FCC_Part 15_15.209 RE(3m)	Engineer: Carl Jiang
Probe: BBHA9120D_1167_1-18GHz	Polarity: Horizontal
EUT: Barcode Reader	Power: AC 120V/60Hz
Test Mode: Transmit by 802.11ac-VHT80 at 5290MHz	



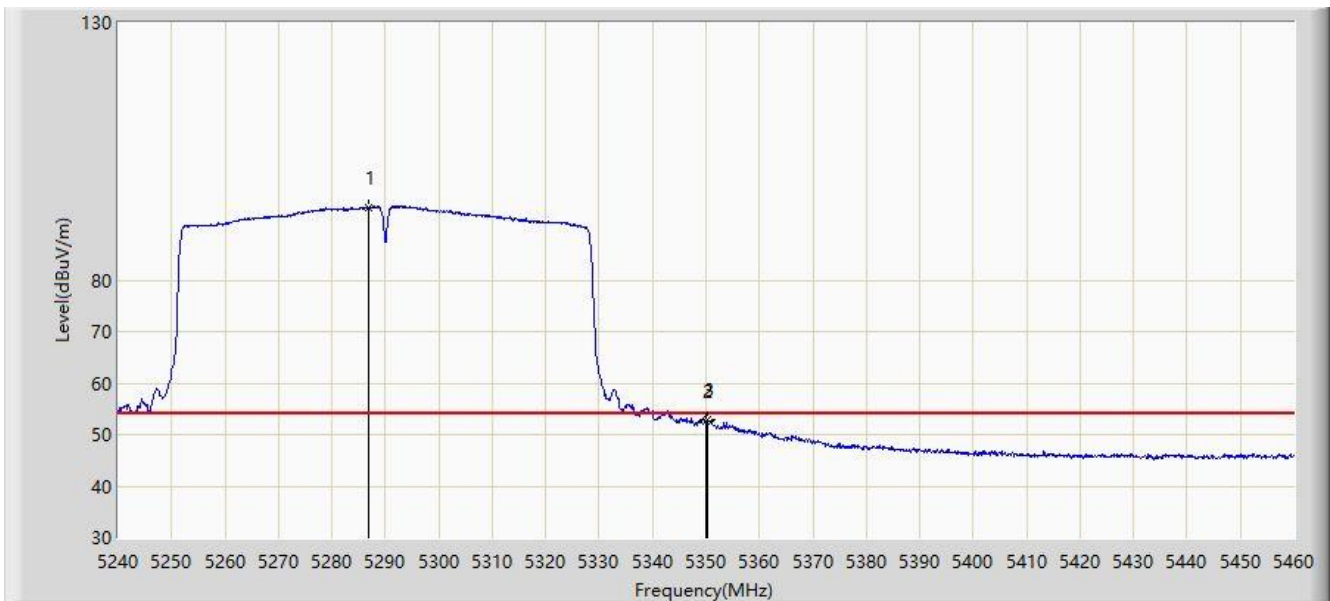
No	Mark	Frequency (MHz)	Measure Level (dBμV/m)	Reading Level (dBμV)	Margin (dB)	Limit (dBμV/m)	Factor (dB/m)	Type
1		5282.900	102.761	99.623	N/A	N/A	3.139	PK
2		5350.000	61.216	57.871	-12.784	74.000	3.344	PK
3	*	5352.200	63.113	59.802	-10.887	74.000	3.310	PK

Note 1: " * ", means this data is the worst emission level.

Note 2: Measure Level (dBμV/m) = Reading Level (dBμV) + Factor (dB/m).

Note 3: Factor (dB/m) = Cable Loss (dB) + Antenna Factor (dB/m) - Pre_Amplifier Gain (dB).

Site: WZ-AC1	Test Date: 2022-09-22
Limit: FCC_Part 15_15.209 RE(3m)	Engineer: Carl Jiang
Probe: BBHA9120D_1167_1-18GHz	Polarity: Horizontal
EUT: Barcode Reader	Power: AC 120V/60Hz
Test Mode: Transmit by 802.11ac-VHT80 at 5290MHz	



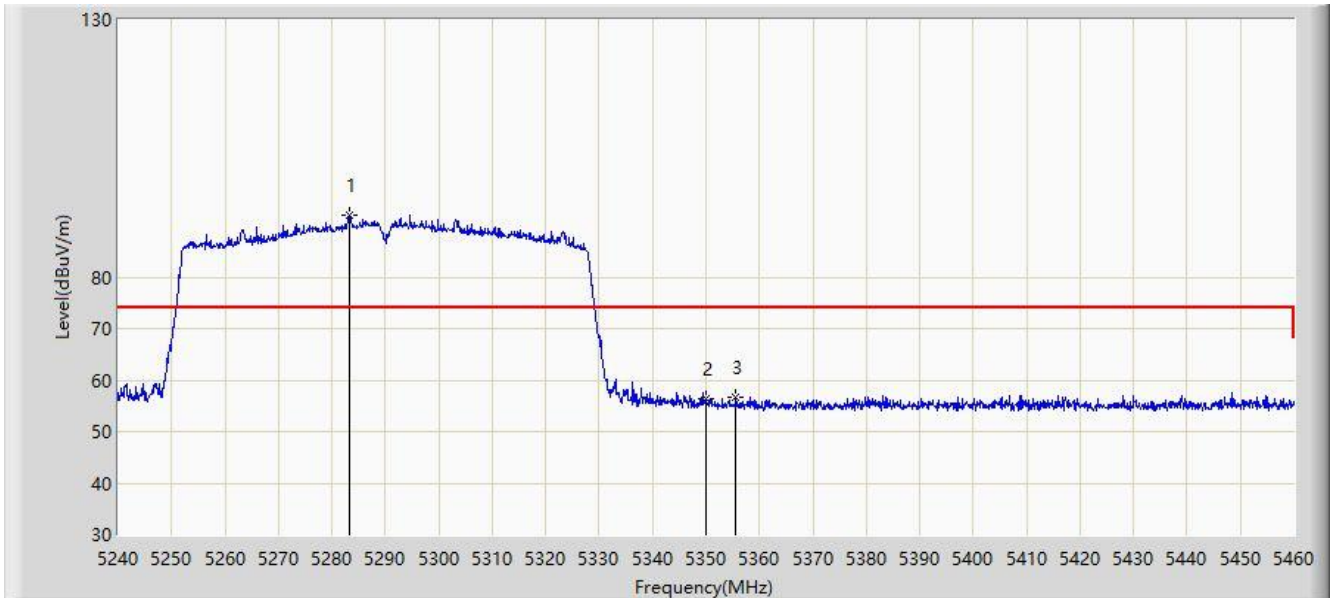
No	Mark	Frequency (MHz)	Measure Level (dB μ V/m)	Reading Level (dB μ V)	Margin (dB)	Limit (dB μ V/m)	Factor (dB/m)	Type
1		5286.860	94.142	90.959	N/A	N/A	3.182	AV
2		5350.000	52.516	49.171	-1.484	54.000	3.344	AV
3	*	5350.330	52.962	49.623	-1.038	54.000	3.340	AV

Note 1: " * ", means this data is the worst emission level.

Note 2: Measure Level (dB μ V/m) = Reading Level (dB μ V) + Factor (dB/m).

Note 3: Factor (dB/m) = Cable Loss (dB) + Antenna Factor (dB/m) - Pre_Amplifier Gain (dB).

Site: WZ-AC1	Test Date: 2022-09-22
Limit: FCC_Part 15_15.209 RE(3m)	Engineer: Carl Jiang
Probe: BBHA9120D_1167_1-18GHz	Polarity: Vertical
EUT: Barcode Reader	Power: AC 120V/60Hz
Test Mode: Transmit by 802.11ac-VHT80 at 5290MHz	



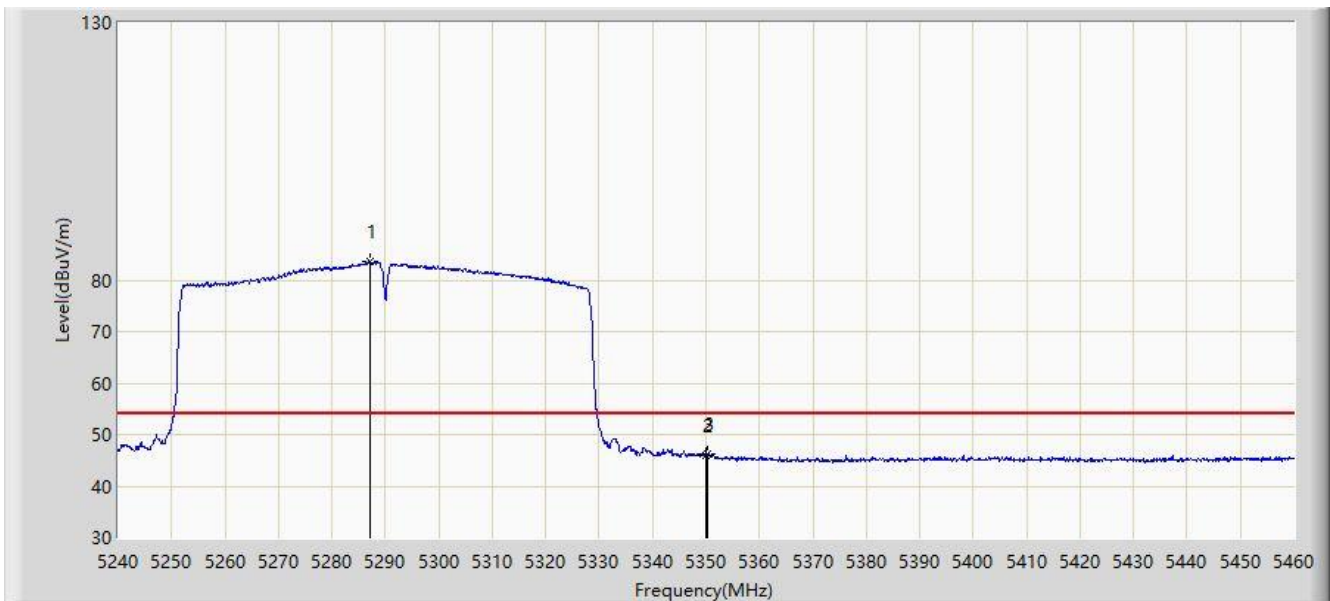
No	Mark	Frequency (MHz)	Measure Level (dBμV/m)	Reading Level (dBμV)	Margin (dB)	Limit (dBμV/m)	Factor (dB/m)	Type
1		5283.340	91.974	88.833	N/A	N/A	3.142	PK
2		5350.000	56.379	53.034	-17.621	74.000	3.344	PK
3	*	5355.610	56.541	53.240	-17.459	74.000	3.301	PK

Note 1: " * ", means this data is the worst emission level.

Note 2: Measure Level (dBμV/m) = Reading Level (dBμV) + Factor (dB/m).

Note 3: Factor (dB/m) = Cable Loss (dB) + Antenna Factor (dB/m) - Pre_Amplifier Gain (dB).

Site: WZ-AC1	Test Date: 2022-09-22
Limit: FCC_Part 15_15.209 RE(3m)	Engineer: Carl Jiang
Probe: BBHA9120D_1167_1-18GHz	Polarity: Vertical
EUT: Barcode Reader	Power: AC 120V/60Hz
Test Mode: Transmit by 802.11ac-VHT80 at 5290MHz	



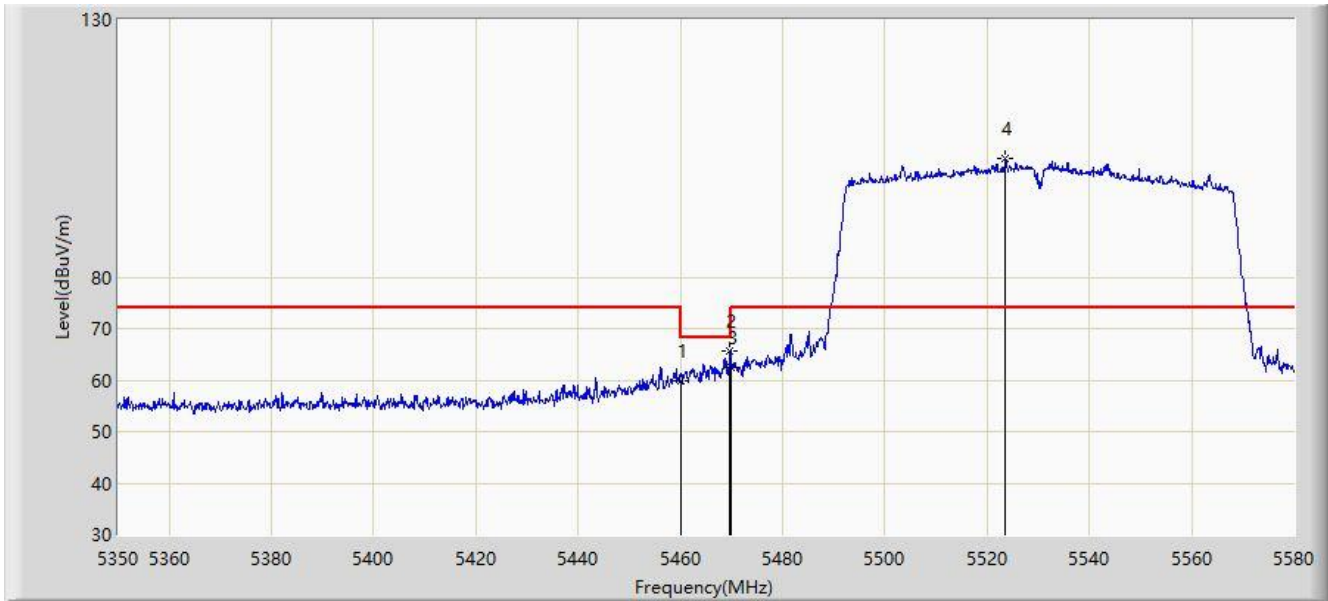
No	Mark	Frequency (MHz)	Measure Level (dB μ V/m)	Reading Level (dB μ V)	Margin (dB)	Limit (dB μ V/m)	Factor (dB/m)	Type
1		5287.080	83.616	80.430	N/A	N/A	3.186	AV
2		5350.000	45.949	42.604	-8.051	54.000	3.344	AV
3	*	5350.220	46.296	42.955	-7.704	54.000	3.342	AV

Note 1: " * ", means this data is the worst emission level.

Note 2: Measure Level (dB μ V/m) = Reading Level (dB μ V) + Factor (dB/m).

Note 3: Factor (dB/m) = Cable Loss (dB) + Antenna Factor (dB/m) - Pre_Amplifier Gain (dB).

Site: WZ-AC1	Test Date: 2022-09-22
Limit: FCC_Part 15_15.209 RE(3m)	Engineer: Carl Jiang
Probe: BBHA9120D_1167_1-18GHz	Polarity: Horizontal
EUT: Barcode Reader	Power: AC 120V/60Hz
Test Mode: Transmit by 802.11ac-VHT80 at 5530MHz	



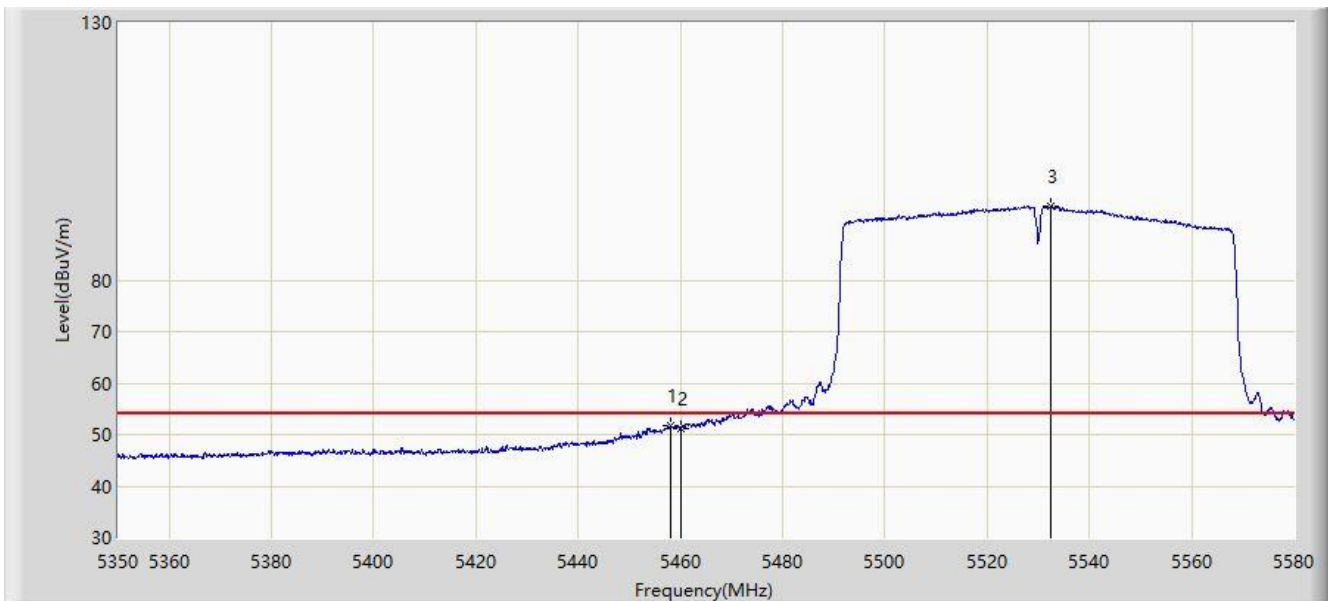
No	Mark	Frequency (MHz)	Measure Level (dB μ V/m)	Reading Level (dB μ V)	Margin (dB)	Limit (dB μ V/m)	Factor (dB/m)	Type
1		5460.000	59.713	56.083	-14.287	74.000	3.630	PK
2	*	5469.715	65.662	61.973	-2.538	68.200	3.689	PK
3		5470.000	62.452	58.761	-5.748	68.200	3.691	PK
4		5523.535	102.945	99.300	N/A	N/A	3.645	PK

Note 1: " * ", means this data is the worst emission level.

Note 2: Measure Level (dB μ V/m) = Reading Level (dB μ V) + Factor (dB/m).

Note 3: Factor (dB/m) = Cable Loss (dB) + Antenna Factor (dB/m) - Pre_Amplifier Gain (dB).

Site: WZ-AC1	Test Date: 2022-09-22
Limit: FCC_Part 15_15.209 RE(3m)	Engineer: Carl Jiang
Probe: BBHA9120D_1167_1-18GHz	Polarity: Horizontal
EUT: Barcode Reader	Power: AC 120V/60Hz
Test Mode: Transmit by 802.11ac-VHT80 at 5530MHz	



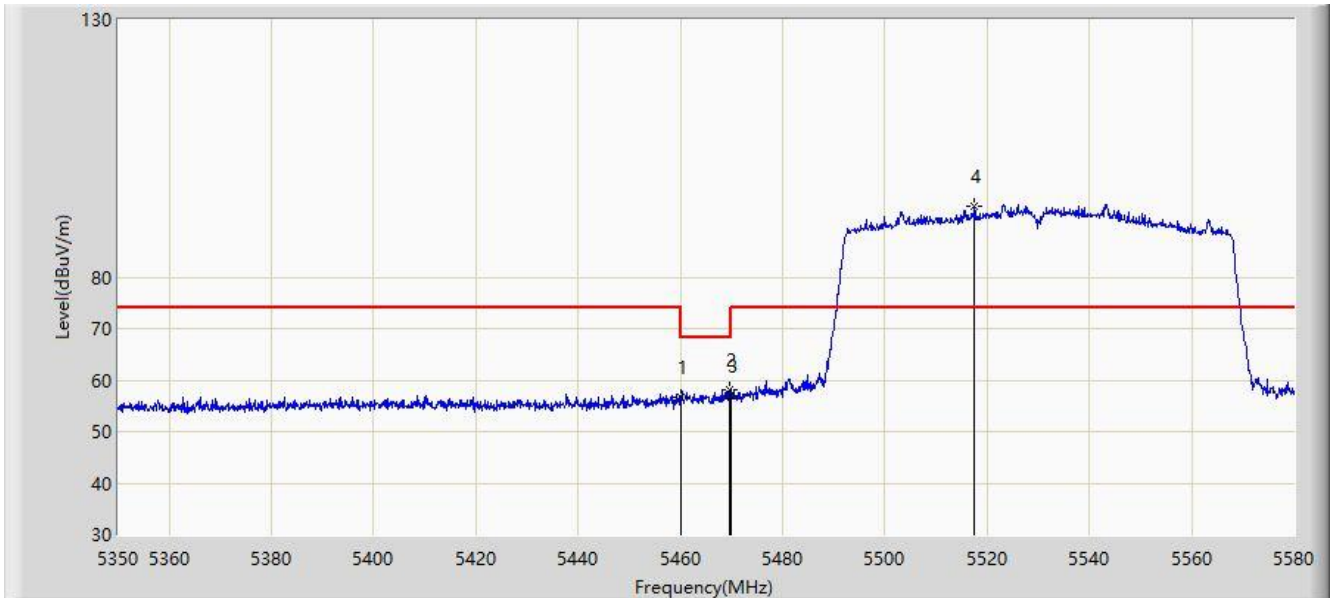
No	Mark	Frequency (MHz)	Measure Level (dB μ V/m)	Reading Level (dB μ V)	Margin (dB)	Limit (dB μ V/m)	Factor (dB/m)	Type
1	*	5457.985	51.800	48.182	-2.200	54.000	3.619	AV
2		5460.000	51.042	47.412	-2.958	54.000	3.630	AV
3		5532.505	94.459	90.861	N/A	N/A	3.597	AV

Note 1: " * ", means this data is the worst emission level.

Note 2: Measure Level (dB μ V/m) = Reading Level (dB μ V) + Factor (dB/m).

Note 3: Factor (dB/m) = Cable Loss (dB) + Antenna Factor (dB/m) - Pre_Amplifier Gain (dB).

Site: WZ-AC1	Test Date: 2022-09-22
Limit: FCC_Part 15_15.209 RE(3m)	Engineer: Carl Jiang
Probe: BBHA9120D_1167_1-18GHz	Polarity: Vertical
EUT: Barcode Reader	Power: AC 120V/60Hz
Test Mode: Transmit by 802.11ac-VHT80 at 5530MHz	



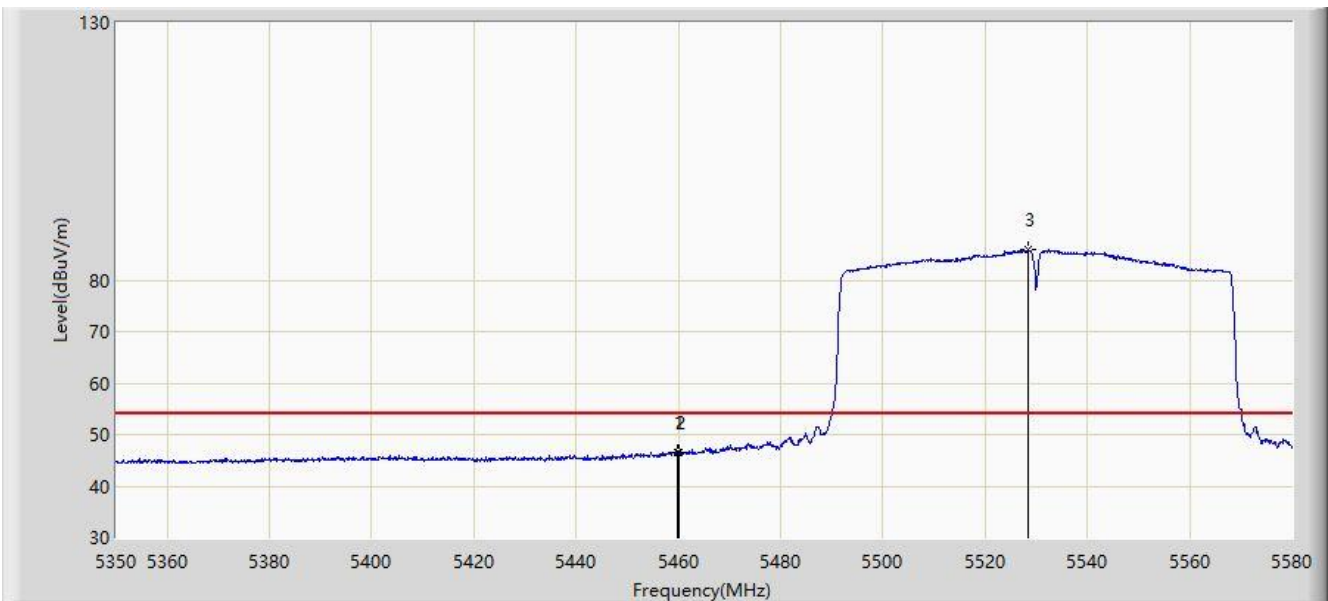
No	Mark	Frequency (MHz)	Measure Level (dB μ V/m)	Reading Level (dB μ V)	Margin (dB)	Limit (dB μ V/m)	Factor (dB/m)	Type
1		5460.000	56.595	52.965	-17.405	74.000	3.630	PK
2	*	5469.485	58.211	54.523	-9.989	68.200	3.688	PK
3		5470.000	56.996	53.305	-11.204	68.200	3.691	PK
4		5517.555	93.899	90.189	N/A	N/A	3.710	PK

Note 1: " * ", means this data is the worst emission level.

Note 2: Measure Level (dB μ V/m) = Reading Level (dB μ V) + Factor (dB/m).

Note 3: Factor (dB/m) = Cable Loss (dB) + Antenna Factor (dB/m) - Pre_Amplifier Gain (dB).

Site: WZ-AC1	Test Date: 2022-09-22
Limit: FCC_Part 15_15.209 RE(3m)	Engineer: Carl Jiang
Probe: BBHA9120D_1167_1-18GHz	Polarity: Vertical
EUT: Barcode Reader	Power: AC 120V/60Hz
Test Mode: Transmit by 802.11ac-VHT80 at 5530MHz	



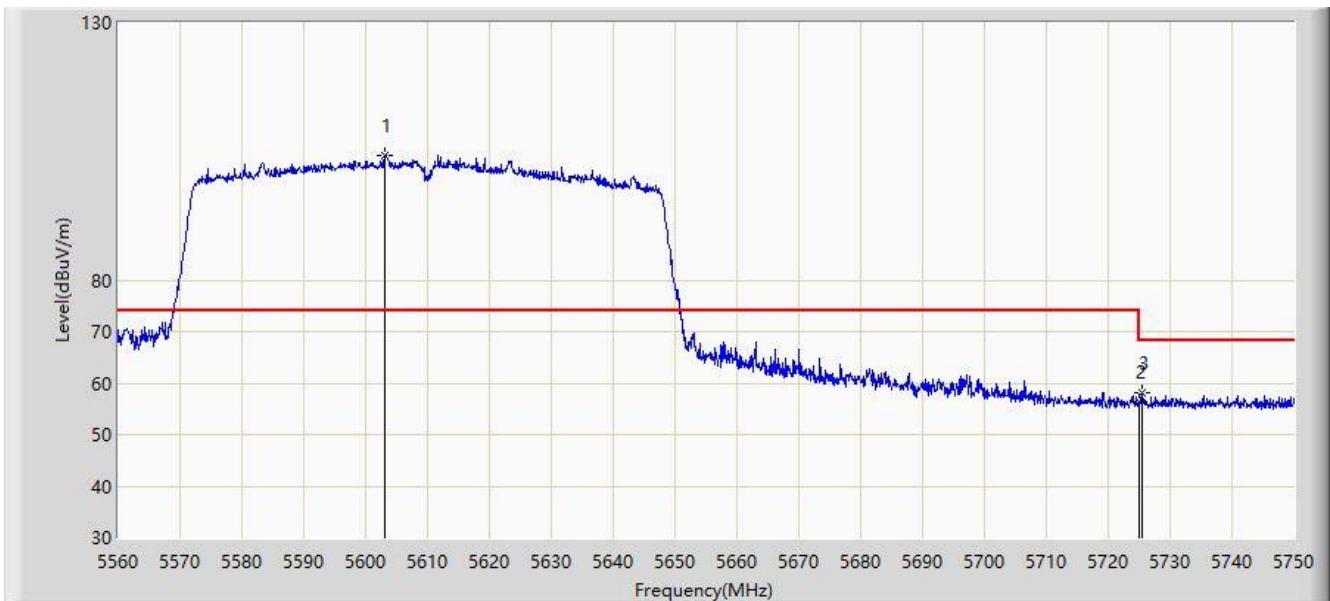
No	Mark	Frequency (MHz)	Measure Level (dB μ V/m)	Reading Level (dB μ V)	Margin (dB)	Limit (dB μ V/m)	Factor (dB/m)	Type
1	*	5459.710	46.663	43.034	-7.337	54.000	3.629	AV
2		5460.000	46.391	42.761	-7.609	54.000	3.630	AV
3		5528.480	85.932	82.339	N/A	N/A	3.594	AV

Note 1: " * ", means this data is the worst emission level.

Note 2: Measure Level (dB μ V/m) = Reading Level (dB μ V) + Factor (dB/m).

Note 3: Factor (dB/m) = Cable Loss (dB) + Antenna Factor (dB/m) - Pre_Amplifier Gain (dB).

Site: WZ-AC1	Test Date: 2022-09-22
Limit: FCC_Part 15_15.209 RE(3m)	Engineer: Carl Jiang
Probe: BBHA9120D_1167_1-18GHz	Polarity: Horizontal
EUT: Barcode Reader	Power: AC 120V/60Hz
Test Mode: Transmit by 802.11ac-VHT80 at 5610MHz	



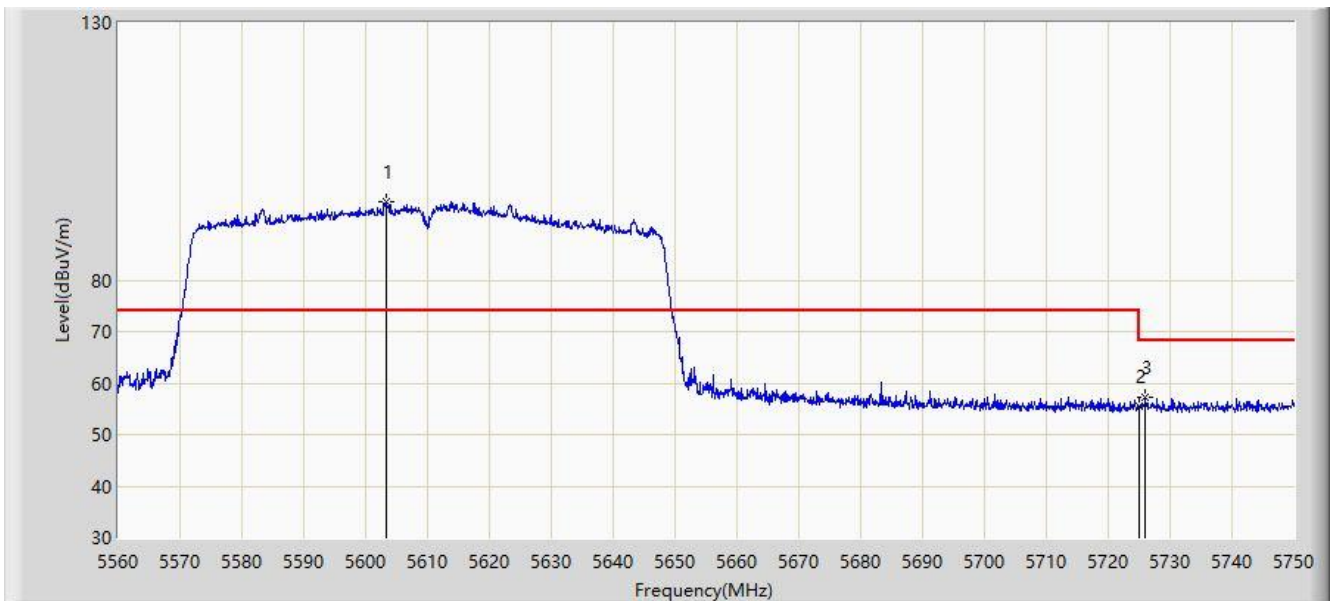
No	Mark	Frequency (MHz)	Measure Level (dB μ V/m)	Reading Level (dB μ V)	Margin (dB)	Limit (dB μ V/m)	Factor (dB/m)	Type
1		5603.130	104.161	100.311	N/A	N/A	3.849	PK
2		5725.000	56.412	52.469	-11.788	68.200	3.943	PK
3	*	5725.585	57.977	54.032	-10.223	68.200	3.944	PK

Note 1: " * ", means this data is the worst emission level.

Note 2: Measure Level (dB μ V/m) = Reading Level (dB μ V) + Factor (dB/m).

Note 3: Factor (dB/m) = Cable Loss (dB) + Antenna Factor (dB/m) - Pre_Amplifier Gain (dB).

Site: WZ-AC1	Test Date: 2022-09-22
Limit: FCC_Part 15_15.209 RE(3m)	Engineer: Carl Jiang
Probe: BBHA9120D_1167_1-18GHz	Polarity: Vertical
EUT: Barcode Reader	Power: AC 120V/60Hz
Test Mode: Transmit by 802.11ac-VHT80 at 5610MHz	



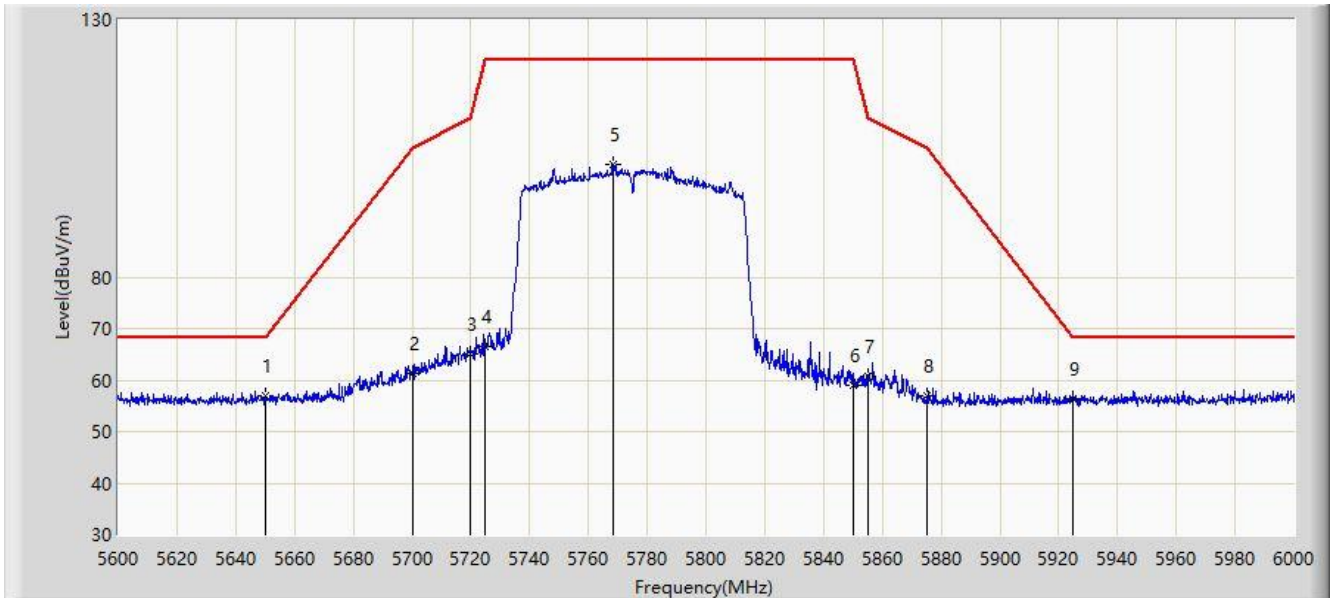
No	Mark	Frequency (MHz)	Measure Level (dB μ V/m)	Reading Level (dB μ V)	Margin (dB)	Limit (dB μ V/m)	Factor (dB/m)	Type
1		5603.225	95.178	91.329	N/A	N/A	3.849	PK
2		5725.000	55.539	51.596	-12.661	68.200	3.943	PK
3	*	5726.060	57.189	53.243	-11.011	68.200	3.946	PK

Note 1: " * ", means this data is the worst emission level.

Note 2: Measure Level (dB μ V/m) = Reading Level (dB μ V) + Factor (dB/m).

Note 3: Factor (dB/m) = Cable Loss (dB) + Antenna Factor (dB/m) - Pre_Amplifier Gain (dB).

Site: WZ-AC1	Test Date: 2022-09-22
Limit: FCC_Part 15_15.209 RE(3m)	Engineer: Carl Jiang
Probe: BBHA9120D_1167_1-18GHz	Polarity: Horizontal
EUT: Barcode Reader	Power: AC 120V/60Hz
Test Mode: Transmit by 802.11ac-VHT80 at 5775MHz	



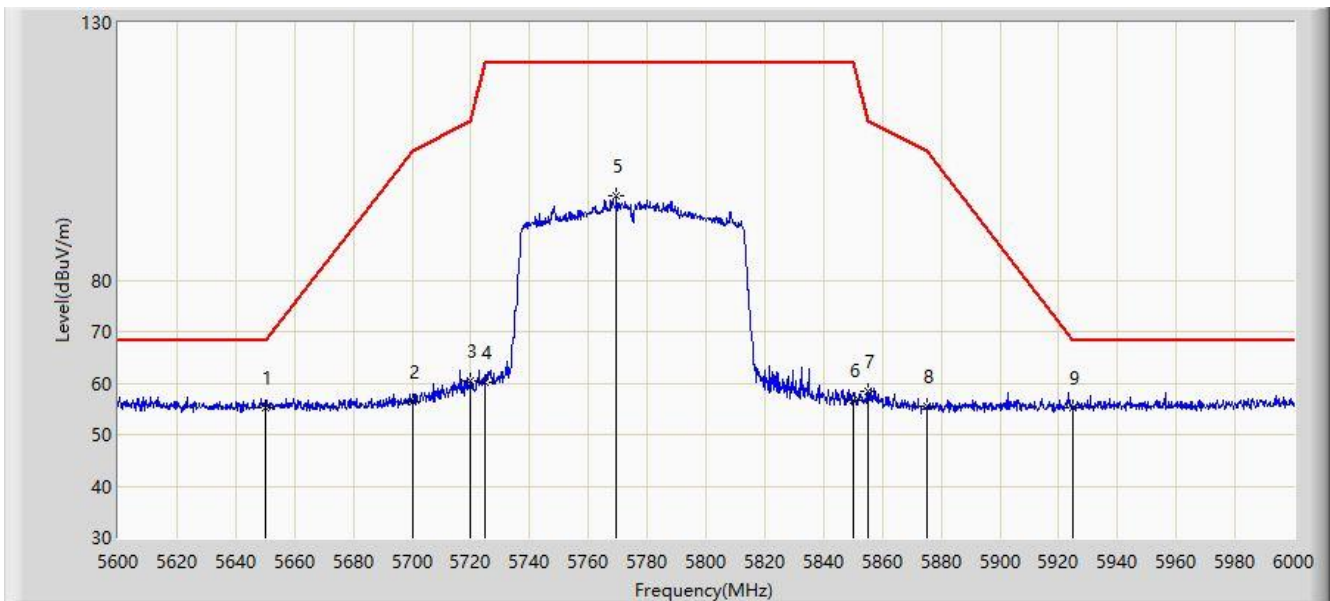
No	Mark	Frequency (MHz)	Measure Level (dBuV/m)	Reading Level (dBuV)	Margin (dB)	Limit (dBuV/m)	Factor (dB/m)	Type
1	*	5650.000	56.887	52.973	-11.313	68.200	3.914	PK
2		5700.000	61.402	57.487	-43.798	105.200	3.916	PK
3		5720.000	64.945	61.016	-45.855	110.800	3.929	PK
4		5725.000	66.423	62.480	-55.777	122.200	3.943	PK
5		5768.200	101.940	97.732	N/A	N/A	4.207	PK
6		5850.000	58.877	54.433	-63.323	122.200	4.444	PK
7		5855.000	60.722	56.322	-50.078	110.800	4.400	PK
8		5875.000	56.931	52.620	-48.269	105.200	4.312	PK
9		5925.000	56.451	51.820	-11.749	68.200	4.630	PK

Note 1: " * ", means this data is the worst emission level.

Note 2: Measure Level (dBuV/m) = Reading Level (dBuV) + Factor (dB/m).

Note 3: Factor (dB/m) = Cable Loss (dB) + Antenna Factor (dB/m) - Pre_Amplifier Gain (dB).

Site: WZ-AC1	Test Date: 2022-09-22
Limit: FCC_Part 15_15.209 RE(3m)	Engineer: Carl Jiang
Probe: BBHA9120D_1167_1-18GHz	Polarity: Vertical
EUT: Barcode Reader	Power: AC 120V/60Hz
Test Mode: Transmit by 802.11ac-VHT80 at 5775MHz	



No	Mark	Frequency (MHz)	Measure Level (dBμV/m)	Reading Level (dBμV)	Margin (dB)	Limit (dBμV/m)	Factor (dB/m)	Type
1		5650.000	55.291	51.377	-12.909	68.200	3.914	PK
2		5700.000	56.456	52.541	-48.744	105.200	3.916	PK
3		5720.000	60.339	56.410	-50.461	110.800	3.929	PK
4		5725.000	60.125	56.182	-62.075	122.200	3.943	PK
5		5769.600	96.241	92.040	N/A	N/A	4.200	PK
6		5850.000	56.561	52.117	-65.639	122.200	4.444	PK
7		5855.000	58.321	53.921	-52.479	110.800	4.400	PK
8		5875.000	55.610	51.299	-49.590	105.200	4.312	PK
9	*	5925.000	55.307	50.676	-12.893	68.200	4.630	PK

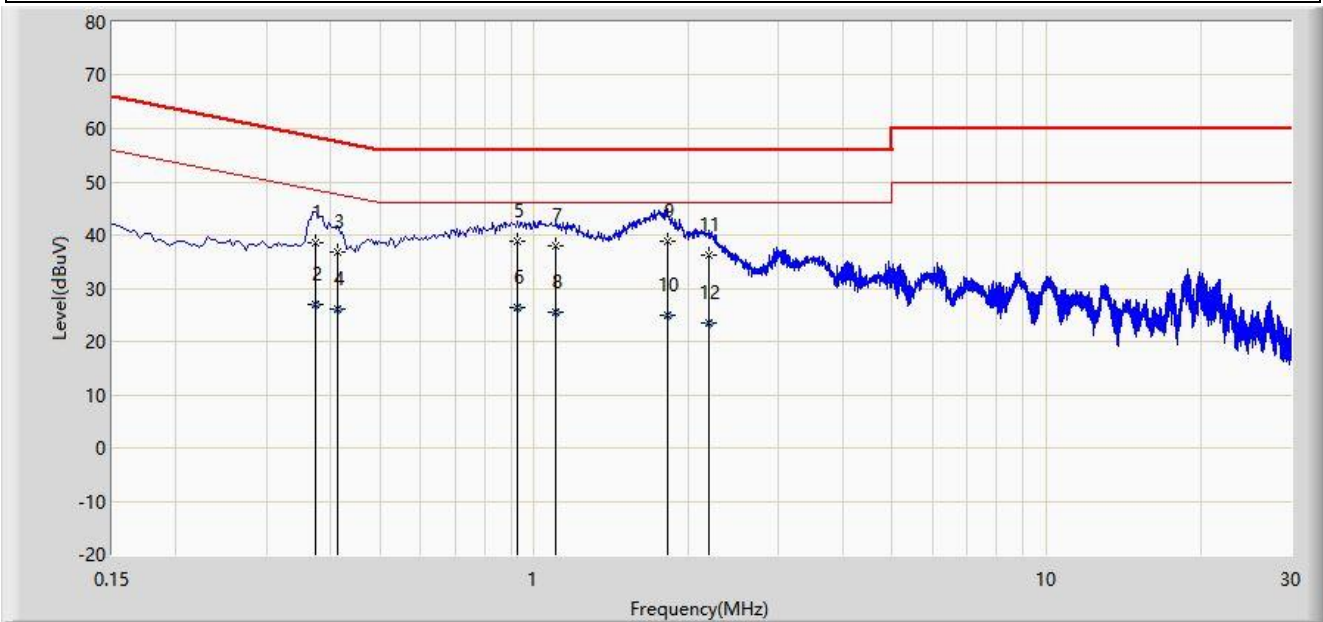
Note 1: " * ", means this data is the worst emission level.

Note 2: Measure Level (dBμV/m) = Reading Level (dBμV) + Factor (dB/m).

Note 3: Factor (dB/m) = Cable Loss (dB) + Antenna Factor (dB/m) - Pre_Amplifier Gain (dB).

A.9 AC Conducted Emissions Test Result

Site: WZ-SR2	Test Date: 2022-10-09
Limit: FCC_Part15.207_CE_AC Power	Engineer: Helen Han
Probe: ENV216_101683_Filter Off_E	Polarity: Line
EUT: Barcode Reader	Power: AC 120V/60Hz
Test Mode: Transmit by 802.11a at 5785MHz	



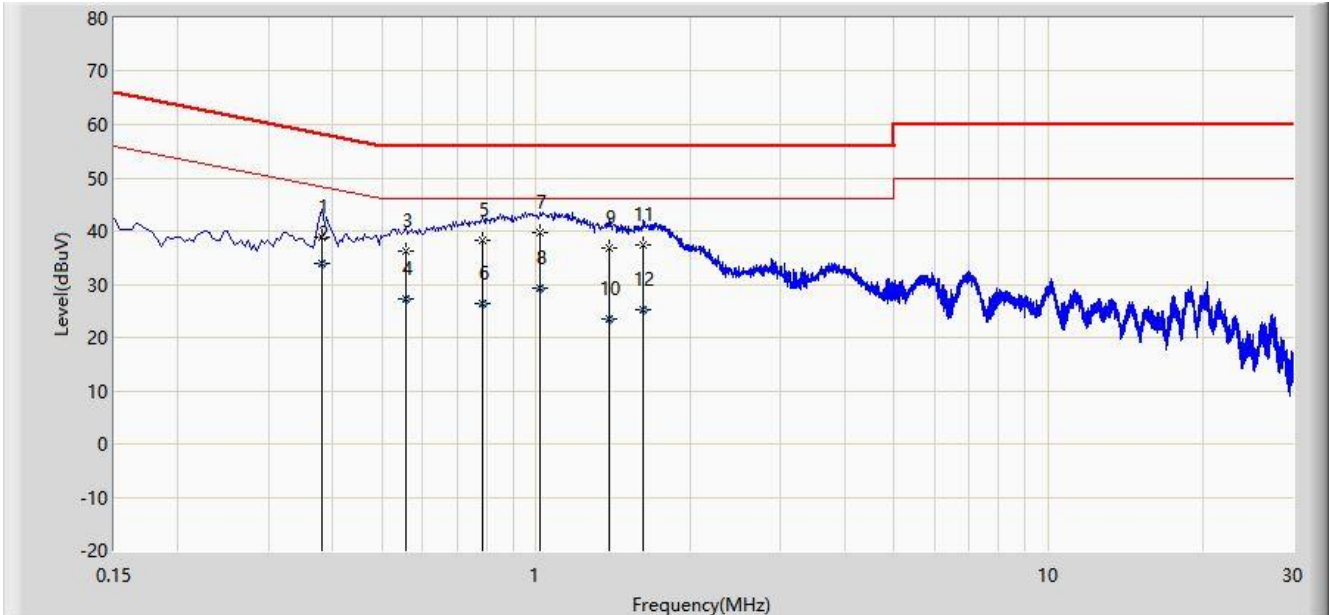
No	Mark	Frequency (MHz)	Measure Level (dBμV)	Reading Level (dBμV)	Margin (dB)	Limit (dBμV)	Factor (dB)	Type
1		0.374	38.584	28.664	-19.828	58.412	9.920	QP
2		0.374	27.084	17.163	-21.328	48.412	9.920	AV
3		0.414	36.851	26.922	-20.716	57.568	9.930	QP
4		0.414	26.049	16.120	-21.518	47.568	9.930	AV
5	*	0.930	38.803	28.830	-17.197	56.000	9.972	QP
6		0.930	26.395	16.422	-19.605	46.000	9.972	AV
7		1.102	38.095	28.113	-17.905	56.000	9.982	QP
8		1.102	25.642	15.660	-20.358	46.000	9.982	AV
9		1.822	38.778	28.782	-17.222	56.000	9.996	QP
10		1.822	24.970	14.973	-21.030	46.000	9.996	AV
11		2.186	36.094	26.059	-19.906	56.000	10.036	QP
12		2.186	23.390	13.355	-22.610	46.000	10.036	AV

Note 1: " * ", means this data is the worst emission level.

Note 2: Measure Level (dBμV) = Reading Level (dBμV) + Factor (dB).

Note 3: Factor (dB) = Cable Loss (dB) + LISN Factor (dB).

Site: WZ-SR2	Test Date: 2022-10-09
Limit: FCC_Part15.207_CE_AC Power	Engineer: Helen Han
Probe: ENV216_101683_Filter Off_E	Polarity: Neutral
EUT: Barcode Reader	Power: AC 120V/60Hz
Test Mode: Transmit by 802.11a at 5785MHz	



No	Mark	Frequency (MHz)	Measure Level (dB μ V)	Reading Level (dB μ V)	Margin (dB)	Limit (dB μ V)	Factor (dB)	Type
1		0.382	38.812	28.871	-19.424	58.236	9.940	QP
2	*	0.382	34.035	24.095	-14.201	48.236	9.940	AV
3		0.558	36.232	26.267	-19.768	56.000	9.965	QP
4		0.558	27.390	17.425	-18.610	46.000	9.965	AV
5		0.786	38.266	28.282	-17.734	56.000	9.985	QP
6		0.786	26.322	16.337	-19.678	46.000	9.985	AV
7		1.018	39.599	29.599	-16.401	56.000	10.001	QP
8		1.018	29.356	19.355	-16.644	46.000	10.001	AV
9		1.386	36.920	26.912	-19.080	56.000	10.008	QP
10		1.386	23.618	13.611	-22.382	46.000	10.008	AV
11		1.614	37.263	27.250	-18.737	56.000	10.013	QP
12		1.614	25.110	15.098	-20.890	46.000	10.013	AV

Note 1: " * ", means this data is the worst emission level.

Note 2: Measure Level (dB μ V) = Reading Level (dB μ V) + Factor (dB).

Note 3: Factor (dB) = Cable Loss (dB) + LISN Factor (dB).

Appendix B – Test Setup Photograph

Refer to “2209RSU002-UT” file.

Appendix C – EUT Photograph

Refer to “2209RSU002-UE” file.

————— The End —————