

UBI&MOBI Bluetooth® Headset UBM-100 **User Guide**

*Thanks for your choice*

本使用手册UBI&MOBI提供。  
本使用手册将指导您做好准备工作以及充分利用您的耳机。  
本使用手册将为新制品不通知可更改内容。  
在UBI&MOBI操作更新与追加事项打算编辑本上记录。  
将勿责任这说明书上记述的制品与软件内容当中有错误或不正确的地方。  
Bluetooth® 标记与权利由Bluetooth SIG.,Inc所有。  
本手册上的UBI & MOBI.,Inc.  
2007 the Bluetooth® 商标与刻字有许可的事项。



UBI&MOBI, Inc 1403ho, IT Mirae Tower, #60-21,  
Gasan-dong, Geumcheon-gu, Seoul, Rep of KOREA

www.ubinmobi.com TEL : +82-2-3461-3743~4 FAX : +82-2-3461-3745

Copyright© 2006 UBI&MOBI, Inc. All rights reserved. Printed in Korea 2007. Mar.

【 English Español 简体中文 】



**ZION**  
Bluetooth® Headset UBM-100



UBI&MOBI, Inc  
www.ubinmobi.com

Language

**ZION**  
Bluetooth® Headset UBM-100

UBI&MOBI Bluetooth® Headset UBM-100

English ..... 3

Español ..... 25

简体中文 ..... 47

# User Guide

[ English ]

**ZION**  
Bluetooth® Headset UBM-100

Copyright© 2006 UBI&MOBI, Inc. All rights reserved. Printed in Korea 2007. Mar.

- 2 -

 **UBI&MOBI, Inc**  
UBI&MOBI & MOBILE TECHNOLOGY  
[www.ubinmobi.com](http://www.ubinmobi.com)

## Introduction

**ZION**  
Bluetooth® Headset UBM-100

**UBI&MOBI, Inc**  
LIGHTS & MOBILE TECHNOLOGY

### + Contents .....

1. Introduction
2. Overview
3. Getting Start
  - \* Choosing wearing style
  - \* Charging the Headset Battery
  - \* Turning On/Off the Headset
  - \* Pairing the Headset
4. Using Headset
  - \* Answer a call
  - \* End a call
  - \* Make a call
  - \* Redial last number
  - \* Reject call
  - \* Mute / Unmute microphone
  - \* Voice Dial
  - \* Transfer a call
  - \* Volume Control
5. Safety Warning
6. Warranty
7. Specification

### + Introduction .....


The UBI&MOBI Bluetooth® Headset 'ZION' is a ultra-lightweight wireless Headset with stylish look. Also, with a soft earloop of this product, you can use this Headset for a better fit on your ear. Bluetooth® technology of this Headset enables hands-free communication. You can connect this product to a compatible devices supporting either the Headset or Handsfree Bluetooth® profiles.

— 4 —


### + Included accessories .....



**Bluetooth Headset 'ZION'**



**User Guide**



**Charger**



**Carry Strap**



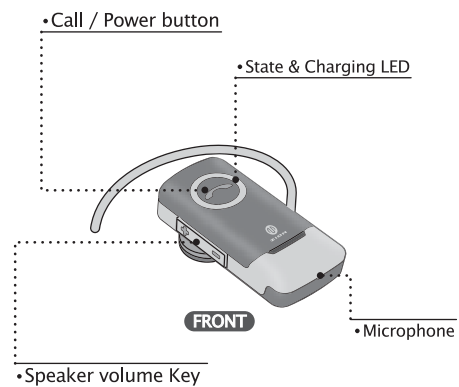
**Ear sponge**

— 5 —

## Overview


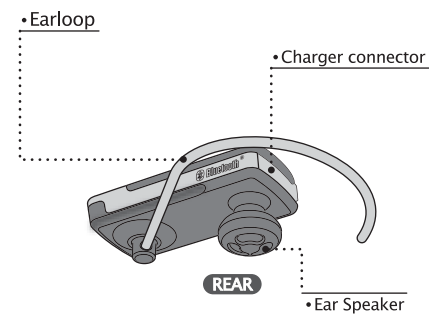
**ZION**  
Bluetooth® Headset UBM-100

**UBI&MOBI, Inc**  
LIGHTS & MOBILE TECHNOLOGY



- Bluetooth® Specification 1.2 Full Supported
- Supported Profile : Handsfree/Headset profile
- Standby time : Up to 150Hr
- Talk Time : Up to 4Hr
- Weight : Under 10g

— 6 —



— 7 —

## Getting Start

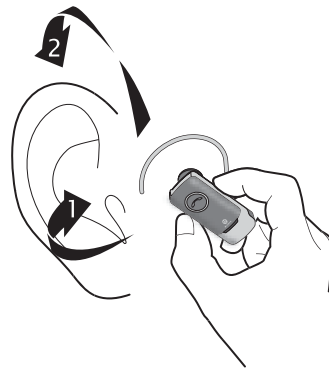
**ZION**  
Bluetooth® Headset UBM-100

**UBI&MOBI, Inc**  
USING YOUR MOBILE TECHNOLOGY

### +Choosing wearing style .....

You can wear the UBI&MOBI Bluetooth® Headset 'ZION' on either ear.

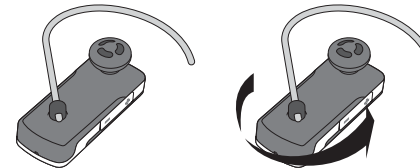
1. Rotate the earloop to meet your right or left ear wearing style.
2. Place the Headset on your ear.
3. Put the ear-speaker into your ear.
4. Slide the earloop over your ear and adjust it for a snug fit on your ear.
5. Set the Headset to have Microphone pointing toward your mouth.



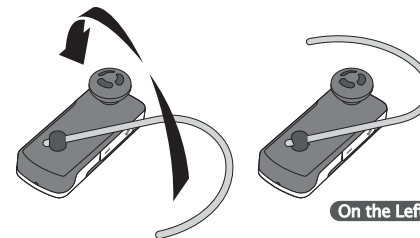
- 8 -

### +Change Direction .....

**On the Right**



**Rotate the earloop**



**On the Left**

- 9 -

## Getting Start

**ZION**  
Bluetooth® Headset UBM-100

**UBI&MOBI, Inc**  
LIBRARY & MOBILE TECHNOLOGY

### +Charging the Headset Battery .....

The headset must be charged fully before your initial use.

1. open the charging port cover of the Headset.
2. Insert the charger plug into the charging port of the Headset.  
(the power of Headset turns off and the Headset dose not work automatically when you plug it.)
3. The Blue LED remains lit until the Headset charging is complete.
4. Charge the Headset until The Blue LED goes out.  
(It will take approximately 2 hours.)

#### \* TIP

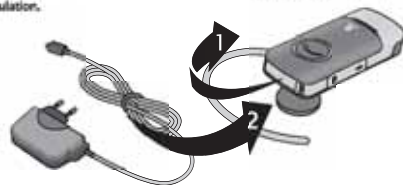
Low Battery Warning indicator

When you hear a short beeping sound at 7 second intervals through the Headset speaker, Your Headset needs to be recharged. 5 to 7 minutes of talk time remains after the low battery warning indicator starts.

#### - Note

Disposal of Battery

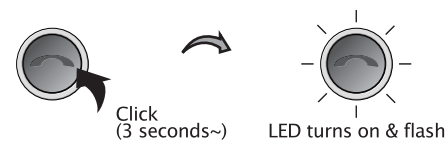
The correct disposal of your unit will prevent potential negative consequences for the environment and human health. Dispose of Batteries according to your local regulation.



- 10 -

### +Power on .....

Press and hold the Call/Power button for approximately 3 seconds.  
(To turn on while wearing the headset, Press and hold the Call/Power button until beep sound is heard.)



### +Pairing the Headset .....

You must complete the following pairing steps below to allow the Bluetooth® Headset to communicate with the Bluetooth® Phone or other Bluetooth® devices. The Bluetooth® Headset and your Bluetooth® Phone will remain paired until the pairing is deleted from the Bluetooth® Phone through it's menu options.

- 11 -

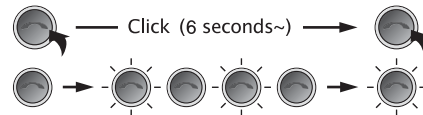
## Getting Start

**ZION**  
Bluetooth® Headset UBM-100

**UBI & MOBI, Inc**  
UNIVERSITY & MOBILE TECHNOLOGY

Make sure The Bluetooth® Headset power is off before trying to pair Bluetooth® headset with Bluetooth® phone.  
(To turn off the headset, press and hold Call/Power button for 5 seconds)

1. Press and hold Call/Power Button on the Bluetooth® Headset for approximately 6 seconds until Blue LED turns on and stays.  
(Blue LED will stay after 3 times flashing)



2. Activate the Bluetooth® feature on your Bluetooth® Phone.  
(Follow your Bluetooth® Phone's instruction guide for detail)  
Set the Bluetooth® Phone to discover the 'UBM-100'  
• Select the headset 'UBM-100' from the list and press 'Yes' or 'Ok' button on the phone.
3. Your Bluetooth Phone will find the 'UBM-100'  
• When asked for the password, Enter the Bluetooth® password '0000'.
4. Your Bluetooth® Phone will display pairing message on your phone after accepting a password.  
• If the pairing is successful, the Bluetooth® Headset beeps and the Blue LED flashes every 3 seconds for connection mode.

- 12 -

### \* TIP

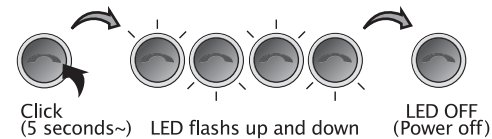
- If pairing is unsuccessful, the Blue LED will flash twice. Please re-attempt pairing.
- For the full function of Bluetooth® Headset UBM-100, please pair it with your phone under 'Handsfree mode'.  
You may not use several functions of Bluetooth® Headset pairing under 'the Headset profile'.

### \* TIP

- Once a Handset is registered to the Bluetooth® Headset UBM-100, it will be stayed in paired status until deleted.

### + Power off .....

Press and hold the Call/Power button for approximately 5 seconds.  
(To turn off while wearing the headset, Press and hold the Call/Power button until beep sound is heard.)



- 13 -

## Using Headset

**ZION**  
Bluetooth® Headset UBM-100

**UBI & MOBI, Inc**  
USER-TOUCH & MOBILE TECHNOLOGY

### + Answer a call .....

With an incoming call, You will hear a series of ring tones from the Headset, the Blue LED on the Headset starts flash .  
Press the Call/Power button on the Headset to answer a call.



Click (Press briefly)

### + End a call .....

Press the Call/Power button briefly on the Headset to end a call.



Click (Press briefly)

### + Make a call .....

Use the Bluetooth® Phone's keypad to dial the number, and when the call is activated, press the Call/Power button on the Headset to transfer the call to the Headset.



Click (Press briefly)

- 14 -

### + Redial last number .....

If your Bluetooth® phone supports redialing with Bluetooth® Headset,

- Press The Call/Power button either long or briefly twice, your Bluetooth® Phone will display the last call number.
- Press The Call/Power button briefly again to redial last number. (Refer to your Bluetooth® Phone user guide.)



### + Reject call .....

Press the Call/Power button approximately 3 seconds to reject an incoming call.



Click (3 seconds)

- 15 -



## Using Headset

**ZION**  
Bluetooth® Headset UBM-100

**UBI & MOBI, Inc**  
UNIVERSAL & MOBILE TECHNOLOGY

### +Mute / Unmute microphone .....

Press the Volume Up key approximately 3 seconds to mute or unmute the microphone on the Bluetooth® Headset while on an active call.



Click (3 seconds)

### +Voice Dial .....

If your Bluetooth® Phone supports Handsfree profile for Voice Dialing Function,

Press the Call/Power button briefly.  
(For further information about using this feature, please refer to your Bluetooth® Phone user guide.)



Click (Press briefly)

- 16 -

### +Transfer a call .....

To transfer a call from the Headset to the Bluetooth® Phone while you are on an active call,

- Press the Call/Power button for 2 seconds on your Bluetooth® headset or the button for transfer on your Bluetooth Phone.  
(For further information about transfer button, please refer to your Bluetooth Phone user guide)



### +Volume Control .....

Press the VOLUME UP or DOWN button to increase or decrease the speaker volume. You will hear beeping sound when you have reached top end or bottom end of the volume range.

The volume control key allows you to adjust the Headset volume to one of 5 levels.

The volume is controlled by only the Headset while you are on an active call using the Headset.

#### • VOLUME UP



Click (+ 5 level)

#### • VOLUME DOWN



Click (- 5 level)

- 17 -

## Safety Warnings

**ZION**  
Bluetooth® Headset UBM-100

**UBI & MOBI, Inc**  
USER-TOUCH & MOBILE TECHNOLOGY

### †The product should be treated with careful handling.

The following suggestions will help you to maintain the unit in good condition for proper operation.

1. Do not drop the unit from high places.
2. Do not place the heavy objects on the unit.
3. Do not modify, repair and take apart at discretion.
4. Do not use harsh chemicals such as alcohol, benzene, etc. for cleaning.
5. Do not knock the unit. Rough handling can cause internal damages.
6. Do not expose directly to flammables. It may cause an explosion.
7. Keep the unit away from humidity or and all types of liquids. If your device get wet, allow it to dry completely.
8. Do not store the unit in cold areas. Moisture can form inside the unit when it returns to normal temperature.
9. Keep the unit away from dust. It can clog the moving parts.
10. Keep the unit away from direct light or heat. High temperatures can shorten the life of the unit.

- changes or modifications not expressly approved by the party responsible for compliance could void the user's authority to operate the equipment.

- Risk of explosion if battery is replaced by an incorrect type.
- Dispose of used batteries according to the instructions.

### †Disposal of your old appliance .....



1. When this crossed-out wheeled bin symbol is attached to a product it means the product is covered by the European Directive 2002/96/EC.
2. All electrical and electronic products should be disposed of separately from the municipal waste stream Via designated collection facilities appointed by the government or the local authorities.
3. The correct disposal of your old appliance will help prevent potential negative consequences for the environment and human health.
4. For more detailed information about disposal of your old appliance, please contact your city office, waste disposal service or the shop where you purchased the product.

## Warranty

**ZION**  
Bluetooth® Headset UBI-M100

**UBI&MOBI, Inc**  
UBI-MOBILE TECHNOLOGY

### +UBI&MOBI limited product warranty.

UBI&MOBI warrants that your headset will be free from defects in material or workmanship for a period of one (1) year after the date of purchase of product under normal use and conditions.

During this period, if the headset is found to be defective in materials or workmanship, UBI&MOBI will repair or replace it at no charge to you.

If UBI&MOBI determines that it is not possible to repair or replace the headset, it may, at its sole option, refund the purchase price paid for the headset.

THESE ARE THE SOLE AND EXCLUSIVE REMEDIES FOR BREACH OF WARRANTY BY UBI&MOBI WITH RESPECT TO THE PRODUCT.

You are responsible for packing the defective headset properly in the original packaging, and for the cost of shipping.

A copy of the original receipt must be included.

Shipping instructions will be given by technical support at UBI&MOBI.

Warranty repairs are completed at no charge for parts or labor, and UBI&MOBI will pay the cost of shipping the repaired or replaced product back to you.

Warranty repairs may use new or equal replacement parts.

Goods will not be accepted for return for non-warranty reasons without the express prior written approval of UBI&MOBI.

UBI&MOBI reserves the right to make the final decision on any warranty claim that may be questionable.

This limited warranty does not cover and UBI&MOBI will not be responsible for failures or defects due to misuse, neglect, abuse, accidents, alterations, improper or unauthorized installation or service unauthorized removal or repairs, failure to follow instructions, fire, floods, acts of God, or spills of food or liquids.

## Specifications

**ZION**  
Bluetooth® Headset UBM-100

**UBI&MOBI, Inc**  
LIBRARY & MOBILE TECHNOLOGY

ITEM	DESCRIPTION
Bluetooth® Specification	V1.2 Full Supported
Supported Profile	Handsfree/Headset profile
Rx. Sensitivity	Typ. -80dBm
Battery	3.7V / 85mAh/ Litum Polymer
Rated Input	DC 5V, 0.7A
Standby Time	Up to 150 Hour
Talking Time	Up to 4 Hour
Full Charging Time	2 Hour
Operating Temperature	-20°C ~ 60°C
Operating Humidity	5% ~ 85% RH
Dimension(WxLxT)	19.55 x 45.0 x 9.3mm
Weight	Under 10g

\* The description above is modifiable by user's operating pattern of bluetooth phone and phone settings.

### \*Declaration of Conformity .....

#### FCC NOTICE TO USERS :





This device complies with part 15 of the FCC rules.

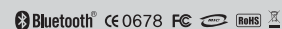
Operation is subject to the following two conditions.

- (1) This device may not cause harmful interference and
- (2) This device must accept any interference received, including interference that may cause undesired operation.

#### \*IMPORTANT NOTE :

To comply with the FCC RF exposure compliance requirements, no change to the antenna or the device could result in the device exceeding the RF exposure requirements and void user's authority to operate the device.

 **Bluetooth®** **CE 0678**   



**ZION**  
Bluetooth® Headset UBM-100

UBI&MOBI Bluetooth® Headset UBM-100

*Thanks for your choice*

This contents of the document are offered by UBI&MOBI, Inc. The information on this document is to guide you in proper use of the UBI&MOBI Bluetooth® headset UBM-100 in various atmosphere. Specification and information contained in this document are subject to change at any time without advanced notice for the most latest product. Updates and additions made by UBI&MOBI will be stated in future editions of this document. Ubi&MOBI assumes no responsibility or liability for any errors or inaccuracies that may appear in this document, including the products and software described in it. All rights reserved. Bluetooth® is a registered trademark of Bluetooth SIG, Inc. UBI&MOBI, Inc. 2007 the Bluetooth® official mark and logos on this document is under license.



UBI&MOBI, Inc. 3F, Duido Bldg, #288-5  
Yangjae-Dong, Seocho-Gu, Seoul, Korea

www.ubinmobi.com TEL : +82-2-3461-3743~4 FAX : +82-2-3461-3745

Copyright© 2006 UBI&MOBI, Inc. All rights reserved. Printed in Korea 2007. Mar.

## MANUAL DE USO

[ Español ]

**ZION**  
Bluetooth® Headset UBM-100



FCC STATEMENT

This device complies with Part 15 of the FCC Rules. Operation is subject to the following two conditions: (1) This device may not cause harmful interference; and (2) This device must accept any interference received, including interference that may cause undesired operation.

Caution: Changes or modifications not expressly approved by UBI&MOBI could void the user's authority to operate the equipment.

NOTE: FCC Radiation Exposure Statement: This equipment complies with FCC radiation exposure limits set forth for an uncontrolled environment. This transmitter must not be co-located or operation in conjunction with any other antenna or transmitter.

Declaration of Conformity

WE, UBI & MOBI of 1430ho, IT Mirae Tower, #60-21, Gasan-dong, Geumcheon-gu, Seoul, Rep of KOREA

Declare under our sole responsibility that our product UBI&MOBI ZION UBM100

To which this declaration relates is in conformity with the appropriate standards EN300 328, EN 301 489-1, EN 301 489-17 and EN 60950-1 following the provisions of Radio Equipment and telecommunication Equipment directive 1999/5/EC with requirements covering EMC directive 89/336/ECC and Low Voltage directive 73/23/EEC

 UBI&MOBI.,Inc

*Kyung Ho, Kim*

**KYUNG HO KIM / PRESIDENT**