

EMC Technologies (NZ) Ltd

Test Report No 70801.1

Report date: 22 August 2007

TEST REPORT

Fortronics PTX5 Choker Release Transmitter


tested to the

Code of Federal Regulations (CFR) 47

Part 90 –Private Land Mobile Services

for

Fortronics Ltd



This Test Report is issued with the authority of:

Andrew Cutler - General Manager



EMC Technologies (NZ) Ltd

STREET ADDRESS - 47 MacKelvie Street, Grey Lynn, Auckland, NZ
POSTAL ADDRESS - PO Box 68 307, Newton, Auckland, New Zealand

Phone: +64 9 360 0862 Fax: +64 9 360 0861
E-mail: aucklab@ihug.co.nz

EMC Technologies (NZ) Ltd

Test Report No **70801.1**

Report date: 22 August 2007

Table of Contents

1.	CLIENT INFORMATION	3
2.	DESCRIPTION OF TEST SAMPLE	3
3.	COMPLIANCE STATEMENT AND RESULT SUMMARY	4
4.	TEST SAMPLE DESCRIPTION	5
5.	TEST CONDITIONS	6
6.	ATTESTATION	7
7.	TEST RESULTS	8
8.	TEST EQUIPMENT USED	21
9.	ACCREDITATIONS	21
10.	PHOTOGRAPH (S)	22

EMC Technologies (NZ) Ltd

STREET ADDRESS - 47 MacKelvie Street, Grey Lynn, Auckland, NZ
POSTAL ADDRESS - PO Box 68 307, Newton, Auckland, New Zealand

Phone: +64 9 360 0862 Fax: +64 9 360 0861
E-mail: aucklab@ihug.co.nz

EMC Technologies (NZ) Ltd

Test Report No **70801.1**

Report date: 22 August 2007

1. CLIENT INFORMATION

Company Name	Fortronics Ltd
Address	Unit 3, 78 Austin Street Onekawa
City	Napier
Country	New Zealand
Contact	Mr Ross Lumsden

2. DESCRIPTION OF TEST SAMPLE

Brand Name	Fortronics
Model Number	PTX5
Product	Choker Release Transmitter
Manufacturer	Fortonics Ltd
Designed in	New Zealand
Manufactured in	New Zealand
Serial Number	Not serialised
FCC ID	U44-PTX5US

EMC Technologies (NZ) Ltd

STREET ADDRESS - 47 MacKelvie Street, Grey Lynn, Auckland, NZ
POSTAL ADDRESS - PO Box 68 307, Newton, Auckland, New Zealand

Phone: +64 9 360 0862 Fax: +64 9 360 0861
E-mail: aucklab@ihug.co.nz

EMC Technologies (NZ) Ltd

Test Report No **70801.1**

Report date: 22 August 2007

3. COMPLIANCE STATEMENT AND RESULT SUMMARY

The **Fortronics PTX5 Choker Release Transmitter** complies with the limits defined in 47 CFR Part 90 and 47 CFR Part 2 when tested in-accordance with the test methods described in 47 CFR Part 2.

<u>CLAUSE</u>	<u>TEST PERFORMED</u>	<u>RESULT</u>
90.203	Certification required	Complies
2.1046	RF power output	Noted
90.205	Power and antenna height limits	Complies
2.1047	Modulation Characteristics	Noted
2.1047(a)	Low pass filter response	Not applicable
2.1047(b)	Modulation limiting characteristics	Not applicable
90.211(a)	Modulation characteristics	Complies
2.1049	Occupied bandwidth	Noted
2.202	Bandwidths	Noted
90.207	Types of emissions	Complies
90.209	Bandwidth limitations	Complies
90.210	Emission masks	Complies
2.1051	Spurious emissions at antenna terminals	Complies
2.1053	Field strength of spurious radiation	Complies
2.1055	Frequency stability	Noted
90.213	Frequency stability	Complies
90.214	Transient frequency behaviour	Complies
1.1310	Radio frequency radiation exposure limits	Complies

EMC Technologies (NZ) Ltd

STREET ADDRESS - 47 MacKelvie Street, Grey Lynn, Auckland, NZ
POSTAL ADDRESS - PO Box 68 307, Newton, Auckland, New Zealand

Phone: +64 9 360 0862 Fax: +64 9 360 0861
E-mail: aucklab@ihug.co.nz

EMC Technologies (NZ) Ltd

Test Report No **70801.1**

Report date: 22 August 2007

4. TEST SAMPLE DESCRIPTION

The sample tested has the following specifications:

Rated Transmitter Output Power

70 uW (-11.5 dBm)

Transmitter Frequency

462.8125 MHz

FCC Bands

Part 90: As per section 90.267 Group C Industrial / Business Pool

Emission Designators / Modes of operation

12k00A1D

Power Supply

Internal Lithium Battery at 6.0 Vdc

EMC Technologies (NZ) Ltd

STREET ADDRESS - 47 MacKelvie Street, Grey Lynn, Auckland, NZ
POSTAL ADDRESS - PO Box 68 307, Newton, Auckland, New Zealand

Phone: +64 9 360 0862 Fax: +64 9 360 0861
E-mail: aucklab@ihug.co.nz

EMC Technologies (NZ) Ltd

Test Report No **70801.1**

Report date: 22 August 2007

5. TEST CONDITIONS

Standard Temperature and Humidity

Temperature Range: 15°C - 30°C

Humidity Range: 40% - 75%

Standard Test Power Source

Standard Test Voltage: 6.0 Vdc.

Extreme Temperature

High Temperature: + 50°C maintained.

Low Temperature: - 30 °C maintained.

Extreme Test Voltages

High Voltage: 6.9 Vdc

Low Voltage: 5.1 Vdc

EMC Technologies (NZ) Ltd

STREET ADDRESS - 47 MacKelvie Street, Grey Lynn, Auckland, NZ
POSTAL ADDRESS - PO Box 68 307, Newton, Auckland, New Zealand

Phone: +64 9 360 0862 Fax: +64 9 360 0861
E-mail: aucklab@ihug.co.nz

EMC Technologies (NZ) Ltd

Test Report No **70801.1**

Report date: 22 August 2007

6. ATTESTATION

The **Fortronics PTX5 Coker Release Transmitter** complies with the Code of Federal Regulations (CFR) 47 Part 90 –Private Land Mobile Services.

This report describes the tests and measurements performed for the purpose of determining compliance with the specification with the following conditions:

The client selected the test sample.

The report relates only to the sample tested.


This report does not contain corrections or erasures.

Measurement uncertainties with statistical confidence intervals of 95% are shown below test results. Both Class A and Class B uncertainties have been accounted for, as well as influence uncertainties where appropriate.

In addition this equipment has been tested in accordance with the requirements contained in the appropriate Commission regulations.

To the best of my knowledge, these tests were performed using measurement procedures that are consistent with industry or Commission standards and demonstrate that the equipment complies with the appropriate standards.

I further certify that the necessary measurements were made by EMC Technologies NZ Ltd, 47 MacKelvie Street, Grey Lynn, Auckland, New Zealand.



Andrew Cutler
General Manager
EMC Technologies NZ Ltd

EMC Technologies (NZ) Ltd

STREET ADDRESS - 47 MacKelvie Street, Grey Lynn, Auckland, NZ
POSTAL ADDRESS - PO Box 68 307, Newton, Auckland, New Zealand

Phone: +64 9 360 0862 Fax: +64 9 360 0861
E-mail: aucklab@ihug.co.nz

EMC Technologies (NZ) Ltd

Test Report No 70801.1

Report date: 22 August 2007

7. TEST RESULTS

Certification required

This transmitter sends bursts of data on 462.8125 MHz having a rated power of 70 uW (-11.5 dBm).

Compliance with the spectrum efficiency requirement of 4800 bit/s per 6.25 kHz of channel bandwidth according to Section 90.203(j)(3) when the power exceeds 500 mW is required.

However as the power does not exceed 500 mW the spectrum efficiency requirement is not applicable.

Result: Complies.

RF power output

Measurements were carried out at the RF output terminals of the transmitter using a 50 O load.

Measurements were carried out when the transmitter was not being modulated as this gave a worst case result.

Measurements were made with the input voltage set to 6.0 Vdc and when varied +/- 15%.

The transmitter is usually operated using a quarter wave omni directional whip antenna.

Frequency	Voltage (Vdc)	Rated (dBm)	Measured (dBm)
462.8125	5.1	-11.5	-11.7
462.8125	6.0	-11.5	-11.7
462.8125	6.9	-11.5	-11.7

Limits:

As per Section 90.267 (e)(2) Group C Industrial / Business Pool the maximum output power for mobile unit is 6 watts ERP (37.8 dBm).

If an antenna is sold with this device the gain will need to be limited to ensure that the ERP does not exceed 6 watts (37.8 dBm)

Result: Complies

Measurement Uncertainty: ±0.5 dB

EMC Technologies (NZ) Ltd

STREET ADDRESS - 47 MacKelvie Street, Grey Lynn, Auckland, NZ
POSTAL ADDRESS - PO Box 68 307, Newton, Auckland, New Zealand

Phone: +64 9 360 0862 Fax: +64 9 360 0861
E-mail: aucklab@ihug.co.nz

EMC Technologies (NZ) Ltd

Test Report No 70801.1

Report date: 22 August 2007

Modulation Characteristics

This transmitter is not capable of producing analogue speech or digital speech modulations.

A spectrum plot on page 10 of this report has been provided for the following:

(d) A curve or equivalent data that shows that the equipment will meet the modulation requirements of the rules under which the equipment is to be licensed.

The type of modulation used by this transmitter is ASK modulation which achieves a data transmission with the emission designator of A1D.

Limit:

Part 90.211 – Modulation requirements states the transmitter must meet the emission requirements of 90.210. Refer to the Occupied Bandwidth measurements in this report.

Result: Complies

Part 90.207 – Emission types:

The following emission types are used:

- A1D: Data transmission.

Part 90.209 – Bandwidth limitations:

This transmitter transmits data using A1D.

Using the tables in Part 2.202 – Bandwidth, the bandwidth for A1D was determined as follows:

$$B_n = B * K$$

Where B = Baud Rate = 2400 Hz and K = 5

$$B_n = 2400 \text{ Hz} * 5 = 12 \text{ kHz}$$

To confirm this the occupied bandwidth has been measured and compared against the occupied bandwidth declared by the client.

EMC Technologies (NZ) Ltd

STREET ADDRESS - 47 MacKelvie Street, Grey Lynn, Auckland, NZ
POSTAL ADDRESS - PO Box 68 307, Newton, Auckland, New Zealand

Phone: +64 9 360 0862 Fax: +64 9 360 0861
E-mail: aucklab@ihug.co.nz

EMC Technologies (NZ) Ltd

Test Report No 70801.1

Report date: 22 August 2007

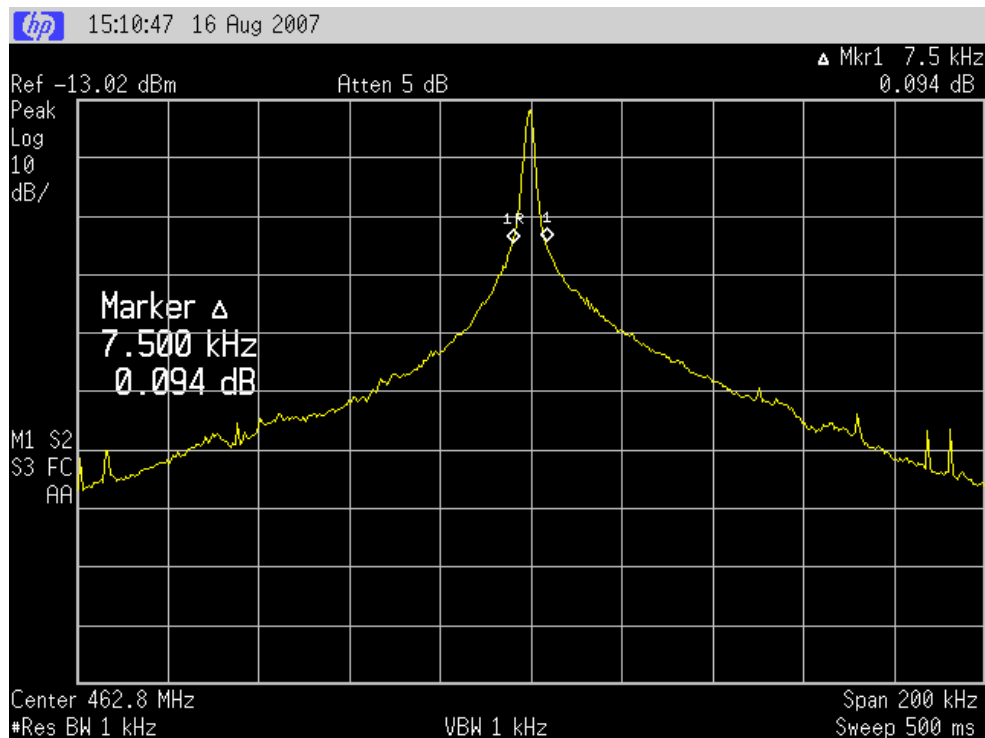
Measurements have been made of each modulation type using a spectrum analyser operating in peak hold mode.

Initially power measurements are made using a resolution bandwidth of 120 kHz.

This level is used as a reference level on the spectrum analyser.

The resolution bandwidth is then changed to 1 kHz and the reference level minus 23 dB (99%) absolute bandwidth points determined

Emission	Channel Spacing	Measured	Designation
A1D	25.0 kHz	7.500 kHz	12k0A1D



Result: Complies

EMC Technologies (NZ) Ltd

STREET ADDRESS - 47 MacKelvie Street, Grey Lynn, Auckland, NZ
POSTAL ADDRESS - PO Box 68 307, Newton, Auckland, New Zealand

Phone: +64 9 360 0862 Fax: +64 9 360 0861
E-mail: aucklab@ihug.co.nz

EMC Technologies (NZ) Ltd

Test Report No 70801.1

Report date: 22 August 2007

Occupied Bandwidth

The spectrum masks are defined in:

Section 90.210(d) – Mask B has been applied as the transmitter can operate in the band 421 – 512 MHz using an authorised bandwidth of 20.0 kHz as per Section 90.209(b)(5).

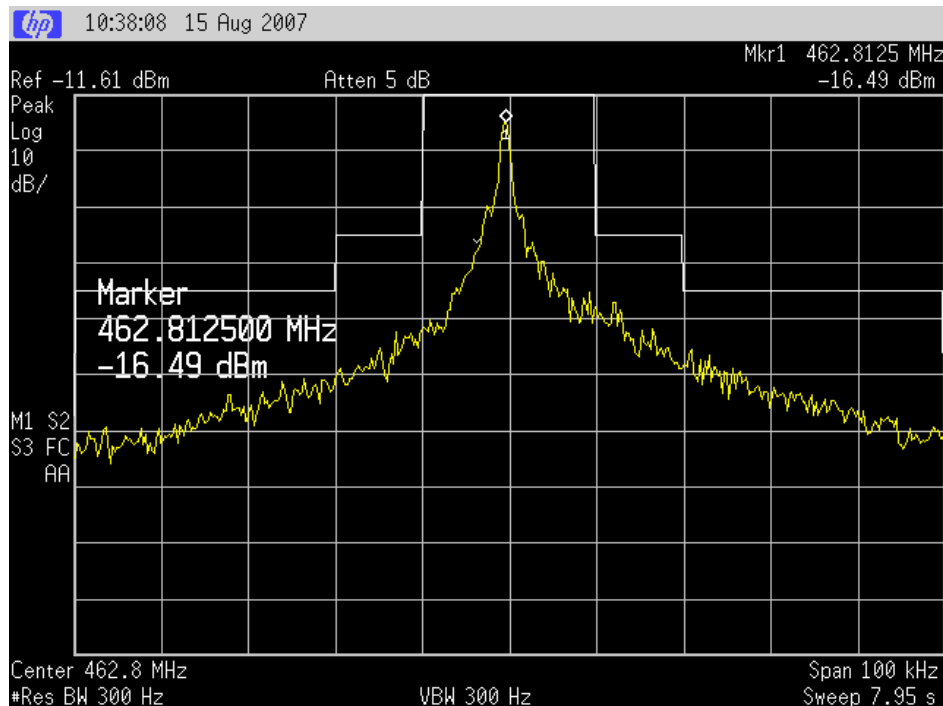
Mask B has been applied as the transmitter has a low pass filter that consists of components R28, C18 and C19.

The reference level for the following emission mask measurements has been determined using a resolution bandwidth of 120 kHz with the transmitter being modulated.

Measurements were made in peak hold with the transmitter operating with modulation applied.

The transmitter was modulated using a modulation source internal to the transmitter.

Part 90: A1D – 25 kHz with a 100 kHz span



EMC Technologies (NZ) Ltd

STREET ADDRESS - 47 MacKelvie Street, Grey Lynn, Auckland, NZ
POSTAL ADDRESS - PO Box 68 307, Newton, Auckland, New Zealand

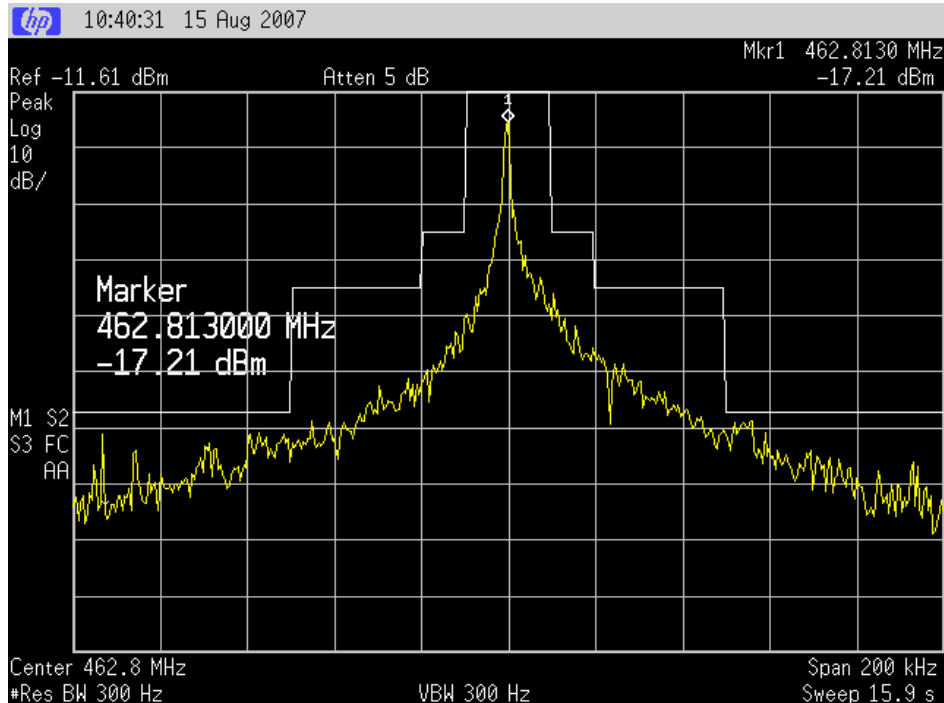
Phone: +64 9 360 0862 Fax: +64 9 360 0861
E-mail: aucklab@ihug.co.nz

EMC Technologies (NZ) Ltd

Test Report No 70801.1

Report date: 22 August 2007

Part 90: A1D – 25 kHz with a 200 kHz span



A nominal limit of approximately -57 dBc has been applied beyond +/- 50 kHz as the limit is $43 + 10 \cdot \log P$.

Using this formula the limit is -13 dBm which is only 1.5 dBc.

Result: Complies

EMC Technologies (NZ) Ltd

STREET ADDRESS - 47 MacKelvie Street, Grey Lynn, Auckland, NZ
POSTAL ADDRESS - PO Box 68 307, Newton, Auckland, New Zealand

Phone: +64 9 360 0862 Fax: +64 9 360 0861
E-mail: aucklab@ihug.co.nz

EMC Technologies (NZ) Ltd

Test Report No 70801.1

Report date: 22 August 2007

Transmitter spurious emissions at the antenna terminals

Frequency: 462.8125 MHz

Spurious emission (MHz)	Emission level (dBm)	Limit (dBm)
925.6250	-65.0	-13.0
1388.4375	-82.0	-13.0
1851.2500	-82.0	-13.0
2314.0625	-82.0	-13.0
2776.8750	-82.0	-13.0
3239.6875	-60.0	-13.0
3702.5000	-67.5	-13.0
4165.3125	-69.4	-13.0
4628.1250	-63.7	-13.0

No standby emissions were detected.

When operating in transmit mode no significant emissions were detected between the harmonic emissions.

Limit:

Part 90.210(b) Mask B, (3) On any frequency removed from the assigned frequency by more than 250% of the authorised bandwidth shall be attenuated by at least $43 + 10 \log (P)$ dB.

Part 2.1051 states that emissions greater than 20 dB below the limit need not be specified.

Part 2.1057 states that the spectrum should be investigated up to the 10th harmonic if the transmitter operates below 10 GHz.

A rated power of 70.0 mW gives a limit of -13 dBm.

Some emissions less than -40 dBm have been reported for completeness.

No measurements were made above the 10th harmonic.

Result: Complies

Measurement Uncertainty: ± 3.3 dB

EMC Technologies (NZ) Ltd

STREET ADDRESS - 47 MacKelvie Street, Grey Lynn, Auckland, NZ
POSTAL ADDRESS - PO Box 68 307, Newton, Auckland, New Zealand

Phone: +64 9 360 0862 Fax: +64 9 360 0861
E-mail: aucklab@ihug.co.nz

EMC Technologies (NZ) Ltd

Test Report No 70801.1

Report date: 22 August 2007

Field strength of the transmitter spurious emissions

Frequency: 462.8125 MHz

Transmit emissions

Frequency (MHz)	Level (dBuV/m)	Power (dBm)	Limit (dBm)	Polarity	Margin (dB)
925.6250	24.1	-71.1	-20.0	Vertical	51.1
925.6250	27.8	-67.4	-20.0	Horizontal	47.4
1388.4375	-	-	-20.0	Vertical	-
1388.4375	37.0	-58.2	-20.0	Horizontal	38.2
1851.2500	-	-	-20.0	Vertical	-
1851.2500	-	-	-20.0	Horizontal	-
2314.0625	-	-	-20.0	Vertical	-
2314.0625	-	-	-20.0	Horizontal	-
2776.8750	-	-	-20.0	Vertical	-
2776.8750	-	-	-20.0	Horizontal	-
3239.6875	-	-	-20.0	Vertical	-
3239.6875	-	-	-20.0	Horizontal	-
3702.5000	-	-	-20.0	Vertical	-
3702.5000	-	-	-20.0	Horizontal	-
4165.3125	-	-	-20.0	Vertical	-
4165.3125	-	-	-20.0	Horizontal	-
4628.1250	-	-	-20.0	Vertical	-
4628.1250	-	-	-20.0	Horizontal	-

No standby emissions were detected.

When operating in transmit mode no significant emissions were detected between the harmonic emissions.

Device was tested on an open area test site at a distance of 3 metres.

Testing was carried out at EMC Technologies NZ Ltd Open Area Test Site, which is located at Driving Creek, Orere Point, Auckland.

Details of this site have been filed with the Commission, Registration Number: 90838, which was last updated on January 18th, 2007

The transmitter was tested while transmitting continuously while attached to a dummy load.

EMC Technologies (NZ) Ltd

STREET ADDRESS - 47 MacKelvie Street, Grey Lynn, Auckland, NZ
POSTAL ADDRESS - PO Box 68 307, Newton, Auckland, New Zealand

Phone: +64 9 360 0862 Fax: +64 9 360 0861
E-mail: aucklab@ihug.co.nz

EMC Technologies (NZ) Ltd

Test Report No 70801.1

Report date: 22 August 2007

The power level of each emission was determined by replacing the transmitter with a dipole antenna that was connected to a signal generator.

The signal generator output level was increased until the same field strength level was observed at each emission frequency.

The level recorded is the signal generator output level in dBm less any gains / losses due to the coax cable and the dipole antenna.

Limit:

All spurious emissions are to be attenuated by at least $50 + 10 \log (P)$.

The rated power of 70 uW gives a limit of -20 dBm.

No measurements were made above the 10th harmonic.

Result: Complies

Measurement Uncertainty: ± 4.1 dB

EMC Technologies (NZ) Ltd

STREET ADDRESS - 47 MacKelvie Street, Grey Lynn, Auckland, NZ
POSTAL ADDRESS - PO Box 68 307, Newton, Auckland, New Zealand

Phone: +64 9 360 0862 Fax: +64 9 360 0861
E-mail: aucklab@ihug.co.nz

EMC Technologies (NZ) Ltd

Test Report No 70801.1

Report date: 22 August 2007

Frequency Stability

Frequency stability measurements were between - 30 °C and + 50°C in 10°C increments.

At each temperature the transmitter was given a period of 30 minutes to stabilise. The transmitter was then turned on and the frequency error measured after a period of 1 minute.

Measurements were made with the supply varied between 115% and 85% of the nominal supply voltage (6.0 Vdc).

Nominal Frequency: 462.8125 MHz

Temp.	5.1 Vdc	6.0 Vdc	6.9 Vdc
+50° C	-61.0	-51.0	-59.0
+40° C	-59.0	-54.0	-59.0
+30° C	-96.0	-86.0	-96.0
+20° C	-284.0	-306	-276
+10° C	+121.0	+131.0	+124.0
0° C	+184.0	+191.0	+186.0
-10° C	+261.0	+276.0	+266.0
-20° C	+441.0	+466.0	+438.0
-30° C	+693.0	+650.0	+680.0

Limit:

Part 90.213 state that mobile station transmitters operating between 421 – 512 MHz with 25 kHz channelling are required to have a frequency tolerance of 5 ppm.

This transmitter operates on 462.8125 MHz. 5 ppm = 5 x 462.8125 = 2314 Hz.

Result: Complies

Measurement Uncertainty: ±30 Hz

EMC Technologies (NZ) Ltd

STREET ADDRESS - 47 MacKelvie Street, Grey Lynn, Auckland, NZ
POSTAL ADDRESS - PO Box 68 307, Newton, Auckland, New Zealand

Phone: +64 9 360 0862 Fax: +64 9 360 0861
E-mail: aucklab@ihug.co.nz

EMC Technologies (NZ) Ltd

Test Report No 70801.1

Report date: 22 August 2007

Transient frequency behaviour

Transient frequency behaviour measurements are applicable to wide band and narrow band transmitters operating in the frequency band 421 – 512 MHz.

Measurements were carried out at 462.8125 MHz using the method described in TIA-603 and EN 300-086.

In summary this method calls for the use of an external signal generator tuned to 462.8125 MHz with a output level 0.1 % (-30 dB) of the level from the transmitter with a 1 kHz tone with a frequency deviation of 25 kHz being applied to the input of a modulation analyser along with the output from the transmitter.

The modulation analyser produces an amplitude difference signal and a frequency difference signal, which are applied to the input of a storage oscilloscope.

The unmodulated transmitter is then keyed which produces a trigger pulse that is AC coupled to the oscilloscope that produces a display on the screen.

The result of the change in the ratio of power between the test signal from the signal generator and the transmitter output will produce 2 separate sides on the oscilloscope picture.

One will show the 1000 Hz test modulation and the other will be the frequency difference of the transmitter versus time.

Results

Period t_1 (kHz)	Period t_2 (kHz)	Period t_3 (kHz)
Nil	Nil	Nil

Limits: 25 kHz Channel Spacing

Time Interval	Period	Deviation (kHz)
t_1	10 mS	± 25.0
t_2	25 mS	± 12.5
t_3	10 mS	± 25.0

Result: Complies

Measurement Uncertainty: Frequency difference ± 1.6 kHz
Time period ± 1 ms

EMC Technologies (NZ) Ltd

STREET ADDRESS - 47 MacKelvie Street, Grey Lynn, Auckland, NZ
POSTAL ADDRESS - PO Box 68 307, Newton, Auckland, New Zealand

Phone: +64 9 360 0862 Fax: +64 9 360 0861
E-mail: aucklab@ihug.co.nz

EMC Technologies (NZ) Ltd

Test Report No 70801.1

Report date: 22 August 2007

25 kHz transmitter turn on

Green Trace = 1 kHz tone with FM deviation of 25 kHz and any transient.

Green trace has been maximised to give full screen indication of a ± 25 kHz.

Therefore each Y axis division = 6.25 kHz per division.

The X axis has been set to a sweep rate of 10 mS/division.

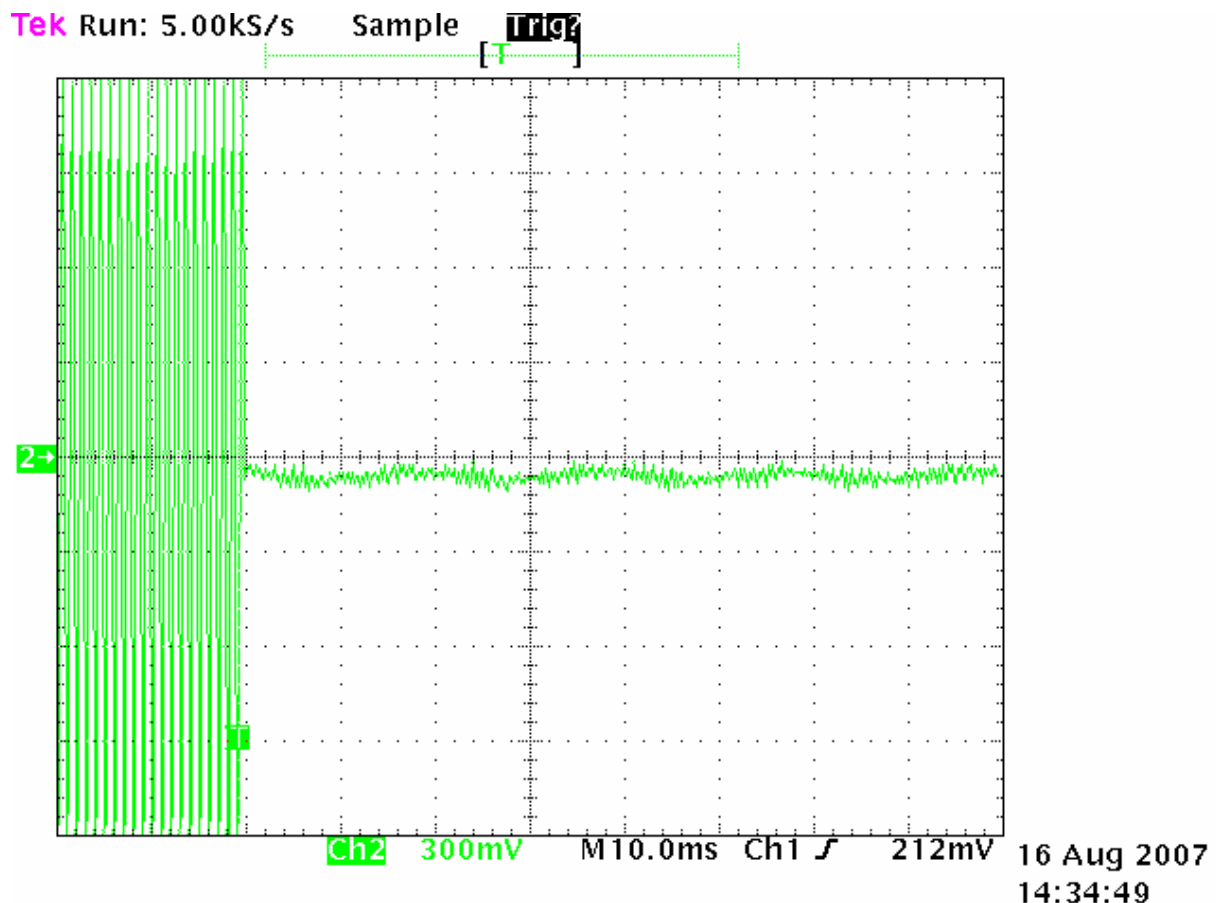
Triggering has been set to occur 2 divisions from the left hand edge (20 mS).

This is position t_{on} .

t_1 occurs between 2.0 and 3.0 divisions from the left-hand edge.

t_2 occurs between 3.0 and 5.5 divisions from the left-hand edge.

No transients can be observed just after t_{on} .



EMC Technologies (NZ) Ltd

STREET ADDRESS - 47 MacKelvie Street, Grey Lynn, Auckland, NZ
POSTAL ADDRESS - PO Box 68 307, Newton, Auckland, New Zealand

Phone: +64 9 360 0862 Fax: +64 9 360 0861
E-mail: aucklab@ihug.co.nz

EMC Technologies (NZ) Ltd

Test Report No 70801.1

Report date: 22 August 2007

25 kHz transmitter turn off

Green Trace = 1 kHz tone with FM deviation of 25 kHz and any transient.

Green trace has been maximised to give full screen indication of a ± 25 kHz.

Therefore each Y axis division = 6.25 kHz per division.

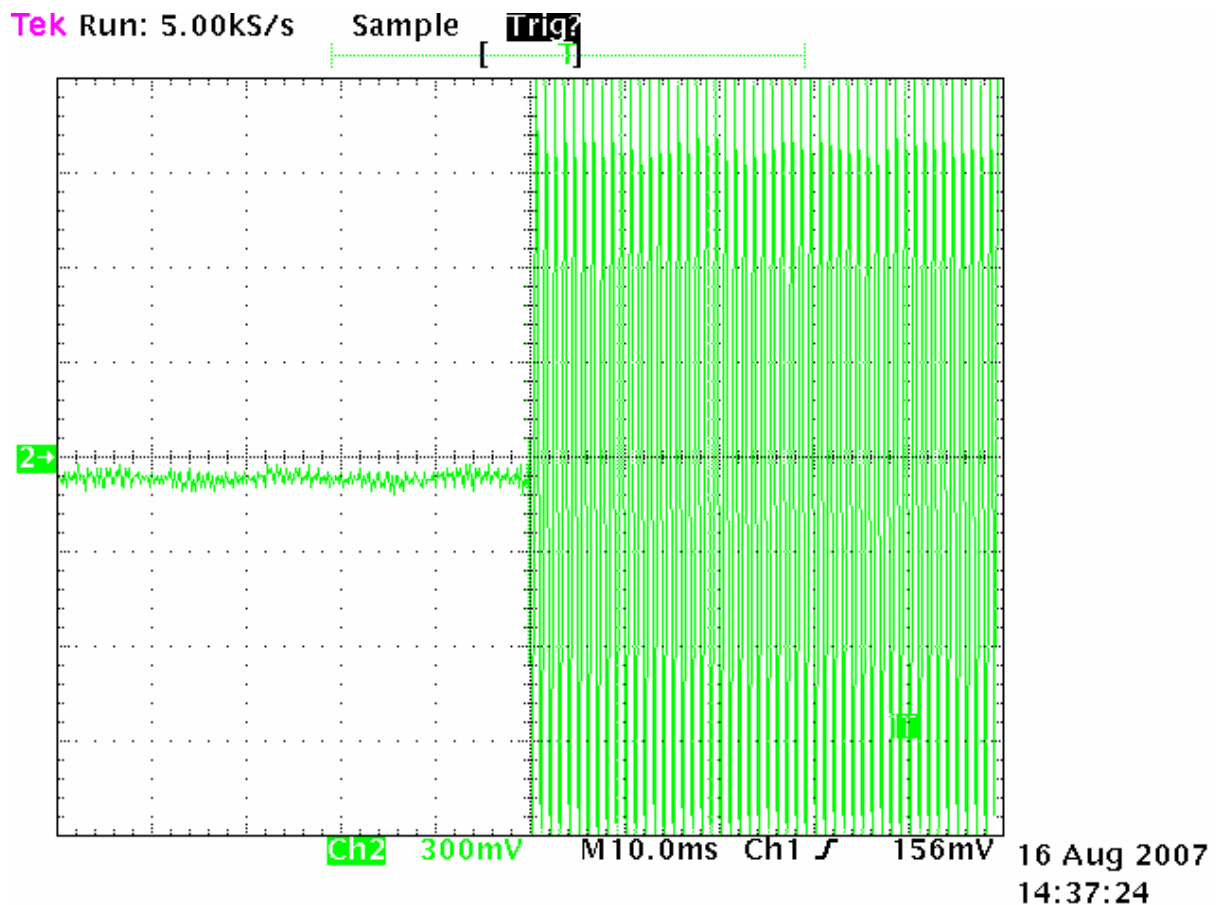
The X axis has been set to a sweep rate of 10 mS/division.

The display of the 1 kHz signal rising has been positioned 5 divisions from the left hand edge (50 mS).

This is position t_{off} .

t_3 occurs between 4.0 and 5.0 divisions from the left hand edge.

No transients can be observed just before t_{off} .



EMC Technologies (NZ) Ltd

STREET ADDRESS - 47 MacKelvie Street, Grey Lynn, Auckland, NZ
POSTAL ADDRESS - PO Box 68 307, Newton, Auckland, New Zealand

Phone: +64 9 360 0862 Fax: +64 9 360 0861
E-mail: aucklab@ihug.co.nz

EMC Technologies (NZ) Ltd

Test Report No 70801.1

Report date: 22 August 2007

Radio Frequency Hazard Information

As per Section 1.1310 and Section 2.1091 certification of this transmitter is sought using the Controlled / Occupational exposure limits as detailed in OST/OET Bulletin Number 65 as a power of 25 watts is to be used in a mobile environment where the use of the transmitter will be employment related.

Calculations have been made using the General Public/Uncontrolled Exposure limits.

Minimum safe distances have been calculated below.

Power density, $W/m^2 = E^2/3770$

- Occupational / Controlled Exposure limit will be $1.46 mW/cm^2$
($f/300 = 440 MHz/300$)
- General Population / Uncontrolled exposure limit will be $0.29 mW/cm^2$
($f/1500 = 440 MHz/1500$)

The minimum distance from the antenna at which the MPE is met is calculated from the equation relating field strength in V/m, transmit power in watts, transmit antenna gain, transmitter duty cycle and separation distance in metres:

$$E, V/m = (\sqrt{30 * P * G}) / d$$

Controlled

$$E = 1.46 mW/cm^2 = E^2/3770$$

$$E = \sqrt{1.46 * 3770}$$

$$E = 74.2 V/m$$

Uncontrolled

$$E = 0.29 mW/cm^2 = E^2/3770$$

$$E = \sqrt{0.29 * 3770}$$

$$E = 33.1 V/m$$

The rated maximum transmitter power = 70 microwatts (-11.5 dBm).

Transmitter operated using a quarter wave whip antenna with a gain of 2.15 dBi (1.64).

The transmitter is keyed using a manual keypad and would typically be used with a duty cycle of 50%.

Controlled

$$d = \sqrt{30 * P * G * DC} / E$$

$$d = \sqrt{30 * 7e-5 * 1.64 * 0.5} / 74.2$$

$$d = 0.0002 \text{ metres or } 0.02 \text{ cm}$$

Uncontrolled

$$d = \sqrt{30 * 7e-5 * 1.64 * 0.5} / 33.1$$

$$d = 0.001 \text{ metres or } 0.1 \text{ cm}$$

Result: Complies

EMC Technologies (NZ) Ltd

STREET ADDRESS - 47 MacKelvie Street, Grey Lynn, Auckland, NZ
POSTAL ADDRESS - PO Box 68 307, Newton, Auckland, New Zealand

Phone: +64 9 360 0862 Fax: +64 9 360 0861
E-mail: aucklab@ihug.co.nz

EMC Technologies (NZ) Ltd

Test Report No 70801.1

Report date: 22 August 2007

8. TEST EQUIPMENT USED

Instrument	Manufacturer	Model	Serial #	Asset
Controller	EMCO	1090	9112-1062	RFS 3710
Aerial Mast	EMCO	1070-1	9203-1661	RFS 3708
Biconical Antenna	Schwarzbeck	BBA 9106	-	RFS 3612
Log Periodic Antenna	Schwarzbeck	VUSLP9111	9111-228	3785
Measurement Receiver	Rohde & Schwarz	ESCS 30	847124/020	E1595
Modulation Analyzer	Rohde & Schwarz	FMA	837807/020	E1552
Oscilloscope	Tektronics	745A	B010643	1569
Signal Generator	Rohde & Schwarz	SMHU.58	838923/028	E1493
Spectrum Analyzer	Hewlett Packard	E7405A	US39150142	3776
Thermal chamber	Contherm	M180F	86025	E1129
Thermometer	DSIR	RT200	035	E1049
Turntable	EMCO	1080-1-2.1	9109-1578	RFS 3709
Horn antenna	Electrometrics	RGA-60	6234	E1494
Microwave Pre Amplifier	Hewlett Packard	8349B	2644A01659	-

9. ACCREDITATIONS

Testing was carried out in accordance with EMC Technologies NZ Ltd registration with the Federal Communications Commission as a listed facility, Registration Number: 90838, which was last updated on January 18th, 2007.

All testing has been carried out in accordance with the terms of EMC Technologies (NZ) Ltd's International Accreditation New Zealand (IANZ) Accreditation to ISO/IEC 17025.

All measurement equipment has been calibrated in accordance with the terms of EMC Technologies (NZ) Ltd's International Accreditation New Zealand (IANZ) Accreditation to ISO/IEC 17025.

EMC Technologies (NZ) Ltd

STREET ADDRESS - 47 MacKelvie Street, Grey Lynn, Auckland, NZ
POSTAL ADDRESS - PO Box 68 307, Newton, Auckland, New Zealand

Phone: +64 9 360 0862 Fax: +64 9 360 0861
E-mail: aucklab@ihug.co.nz

EMC Technologies (NZ) Ltd

Test Report No 70801.1

Report date: 22 August 2007

10. PHOTOGRAPH (S) External views



EMC Technologies (NZ) Ltd

STREET ADDRESS - 47 MacKelvie Street, Grey Lynn, Auckland, NZ
POSTAL ADDRESS - PO Box 68 307, Newton, Auckland, New Zealand

Phone: +64 9 360 0862 Fax: +64 9 360 0861
E-mail: aucklab@ihug.co.nz

EMC Technologies (NZ) Ltd

Test Report No 70801.1

Report date: 22 August 2007

Internal views



EMC Technologies (NZ) Ltd



STREET ADDRESS - 47 MacKelvie Street, Grey Lynn, Auckland, NZ
POSTAL ADDRESS - PO Box 68 307, Newton, Auckland, New Zealand

Phone: +64 9 360 0862 Fax: +64 9 360 0861
E-mail: aucklab@ihug.co.nz

EMC Technologies (NZ) Ltd

Test Report No 70801.1

Report date: 22 August 2007



EMC Technologies (NZ) Ltd

STREET ADDRESS - 47 MacKelvie Street, Grey Lynn, Auckland, NZ
POSTAL ADDRESS - PO Box 68 307, Newton, Auckland, New Zealand




Phone: +64 9 360 0862 Fax: +64 9 360 0861
E-mail: aucklab@ihug.co.nz

EMC Technologies (NZ) Ltd

Test Report No 70801.1

Report date: 22 August 2007

Radiated emissions test set up



EMC Technologies (NZ) Ltd

STREET ADDRESS - 47 MacKelvie Street, Grey Lynn, Auckland, NZ
POSTAL ADDRESS - PO Box 68 307, Newton, Auckland, New Zealand

Phone: +64 9 360 0862 Fax: +64 9 360 0861
E-mail: aucklab@ihug.co.nz