


## PHOTOGRAPHS OF THE TEST CONFIGURATION

FOR TX  
CONDUCTED EMISSION TEST  
TEST MODE A



## TEST MODE B



## RADIATED EMISSION TEST TEST MODE A




## TEST MODE B





**FOR RX**  
**RADIATED EMISSION TEST**  
**TEST MODE A**



## TEST MODE B



## TEST MODE C





## (SAR Test Set Up Photos)

### A. RIGHT HEAD POSITION:




CHEEK



TILT

### B. LEFT HEAD POSITION:



CHEEK



TILT

### C. BODY POSITION:




BACK EDGE





DESCRIPTION OF ANTENNA LOCATION



TEST SET UP