

## 1. Photographs of Conducted Emissions Test Configuration - Dipole

**Front view**



**Side view**




**Under table view**




## 2. Photographs of Radiated Emissions Test Configuration - Dipole

For radiated emissions 30MHz~1GHz

Front view




Rear view





For radiated emissions above 1GHz


**Front view**




**Rear view**



EUT take a close-up



EUT take a close-up





### 3. Photographs of Conducted Emissions Test Configuration – PIFA


**Front view**



**Side view**



**Under table view**




#### 4. Photographs of Radiated Emissions Test Configuration – PIFA

For radiated emissions 30MHz~1GHz

Front view




Rear view





For radiated emissions above 1GHz


**Front view**




**Rear view**



EUT take a close-up



EUT take a close-up



————THE END————