

# IAP8250AG/IAP8251AG

## Installation Guide

### Indoor Enterprise AP

V. 0.2

#### □ **PRODUCT DESCRIPTION**

IAP8250AG is Senao new generation of Enterprise AP with 4x4 MU-MIMO technology implement. It is using Qualcomm total solution to provide the maximum throughput on the WIFI.

IAP8250AG is internal antenna model.

IAP8251AG is external antenna model.

Any installation to IAP8250AG applies to both models.

#### **PACKAGE CONTENT**

- IAP8250AG or IAP8251AG Access Point
- IAP8250AG/IAP8251AG Quick Start Guidet
- Mounting Bracket
- 12VDC Power Supply

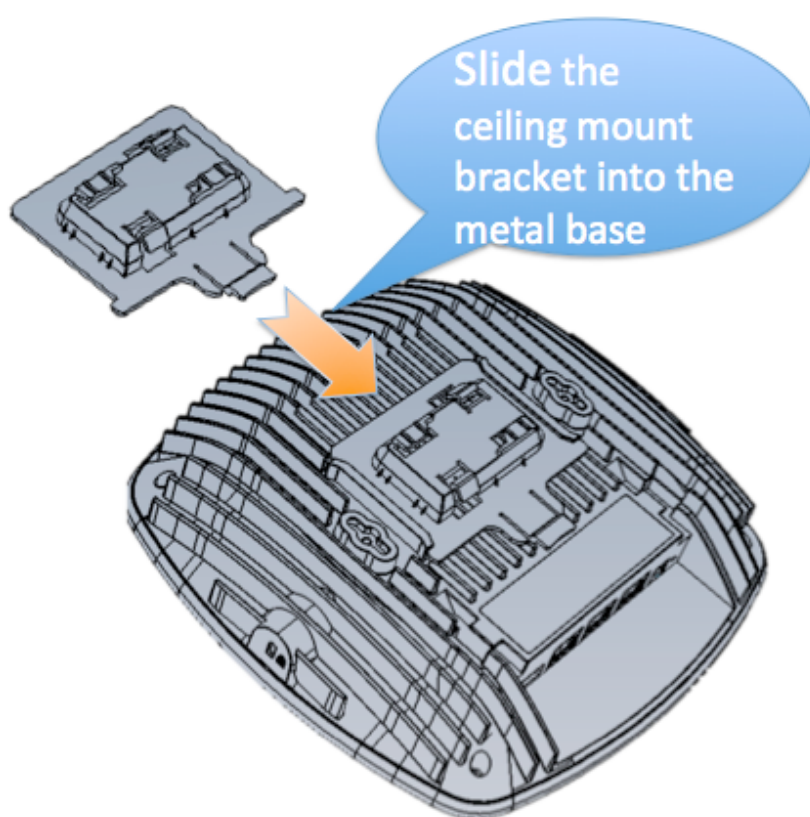
- Mounting screw kits (includes washers, wall anchors and bolts)
- 5G Dipole antennas
- 2.4G Dipole antenna

## **| CONNECT TO THE IAP8250AG/IAP8251AG ACCESS POINT**

1. Attach and gently tighten the provided antennas to the appropriate port on the IAP8251AG
2. Power is provided through two Ethernet ports (LAN port). This is the preferred method of powering the AP on ceiling and wall installations
3. The IAP8250AG can also be powered by an external DC power supply plugged into an AC source. Plug the supply's input jack into the DC-In port

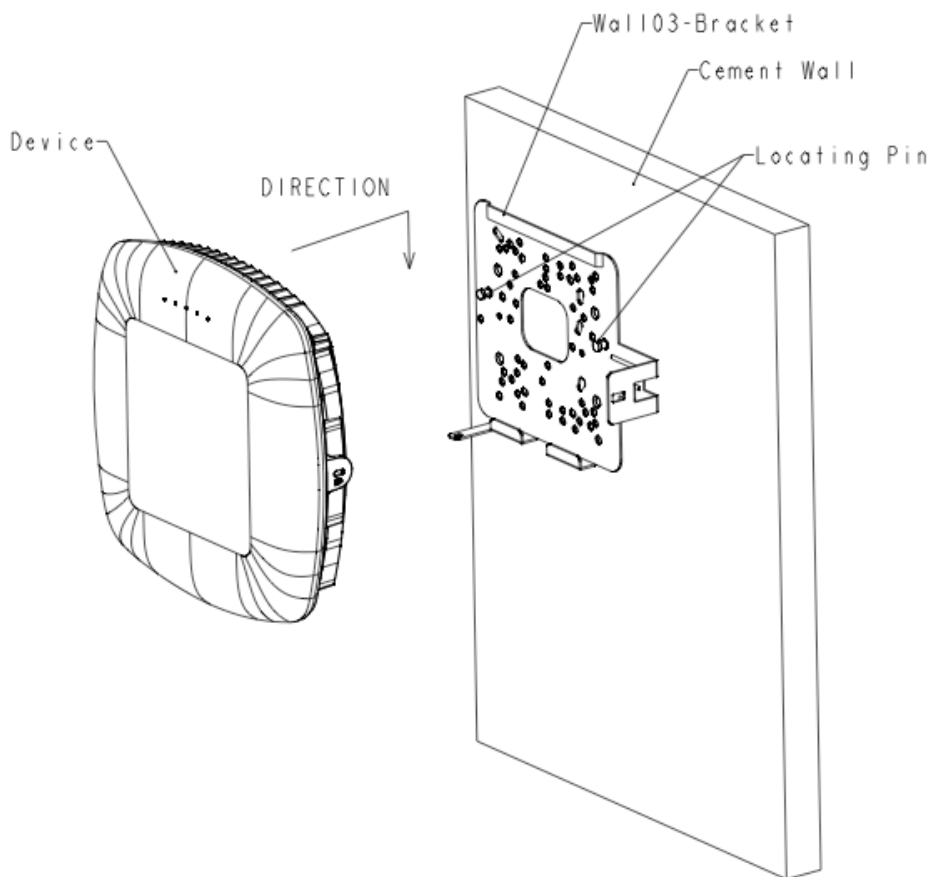
## **| MOUNTING OF THE IAP8250AG/IAP8251AG ACCESS POINT**

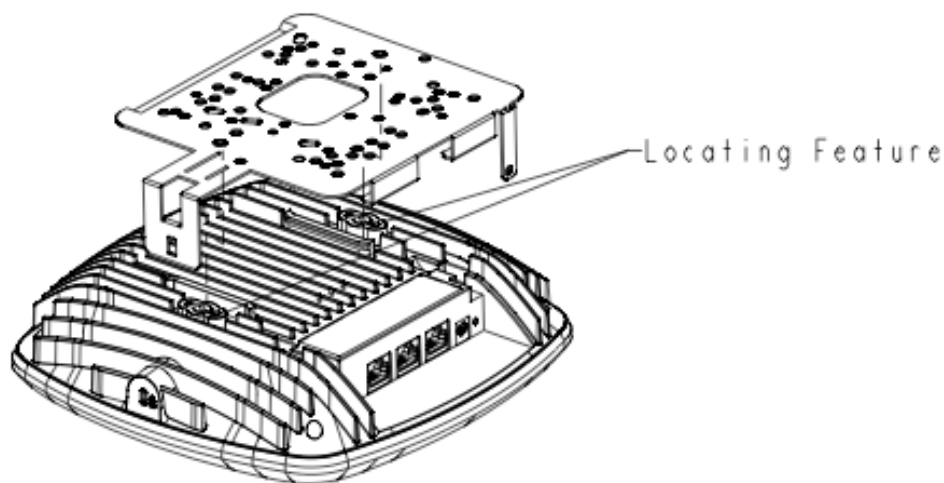
### **TOOL-LESS CEILING MOUNT**



## FLAT WALL OR SOLID CEILING MOUNTING

Mounting the AP with 4 drill holes into flat wall or solid ceiling mounting.





## FCC Statement:

### Federal Communication Commission Interference

### Statement

This equipment has been tested and found to comply with the limits for a Class A digital device, pursuant to part 15 of the FCC Rules. These limits are designed to provide reasonable protection against harmful interference when the equipment is operated in a commercial environment. This equipment generates, uses, and can radiate radio frequency energy and, if not installed and used in accordance with the instruction manual, may cause harmful interference to radio communications. Operation of this equipment in a residential area is likely to cause harmful interference in which case the user will be required to correct the interference at his own expense.

FCC Caution: Any changes or modifications not expressly approved by the party responsible for compliance could void the user's authority to operate this equipment.

This device complies with Part 15 of the FCC Rules. Operation is subject to the following two conditions: (1) This device may not cause harmful interference, and (2) this device must accept any

interference received, including interference that may cause undesired operation.

**For product available in the USA/Canada market, only channel 1~11 can be operated. Selection of other channels is not possible.**

This device and its antennas(s) must not be co-located or operating in conjunction with any other antenna or transmitter except in accordance with FCC multi-transmitter product procedures.

This device is restricted for indoor use.

**IMPORTANT NOTE:**

**FCC Radiation Exposure Statement:**

This equipment complies with FCC radiation exposure limits set forth for an uncontrolled environment. This equipment should be installed and operated with minimum distance **25** cm between the radiator & your body.