

Appendix A. Test Photos

1. Photographs of Conducted Emissions Test Configuration

Test Mode: Mode 1

FRONT VIEW




REAR VIEW



2. Photographs of Radiated Emissions Test Configuration

Test Configuration: 30MHz~1GHz / Test Mode: Mode 2

FRONT VIEW




REAR VIEW




Test Configuration: Above 1GHz

Test Mode 1: EUT 1 + Set 2 Dipole Antenna / 4.67 dBi

FRONT VIEW




REAR VIEW



Test Mode 2: EUT 2 + Set 3 PIFA Antenna / Chain1:5.84 dBi, Chain2:5.50 dBi, Chain3:5.84 dBi, Chain4:5.65 dBi

FRONT VIEW



REAR VIEW

