

7. PHOTOGRAPHS OF THE EUT

Figure 1
General Appearance of the EUT



Figure 2
General Appearance of the EUT



Figure 3
General Appearance of the EUT



Figure 4
General Appearance of the PCB




Figure 5
General Appearance of the PCB




Figure 6
General Appearance of the PCB




Figure 7
General Appearance of the PCB

