




## 13. TEST SETUP PHOTOGRAPHS



**Figure 13-1**  
**Test Setup for Wireless Device**



**Figure 13-2**  
**Test Setup for Wireless Device**

<b>FCC ID:</b> TYKNX9300	 <small>1700 5075 4.0 200511/0501, 01"</small>	<b>HAC (T-COIL) TEST REPORT</b>		<b>Reviewed by:</b> Quality Manager
<b>Filename:</b> 0Y1004190677.TYK	<b>Test Dates:</b> April 22-26, 2010	<b>EUT Type:</b> Cellular/PCS CDMA/EvDO Phone with Bluetooth		Page 36 of 37





Axial

Radial H (Transverse)

Radial V (Longitudinal)

**Figure 13-3**  
**T-Coil Scan Overlay Magnetic Field Distributions**

Note: Final measurement locations are indicated by a cursor on the contour plots.

<b>FCC ID:</b> TYKNX9300		<b>HAC (T-COIL) TEST REPORT</b>		<b>Reviewed by:</b> Quality Manager
<b>Filename:</b> 0Y1004190677.TYK	<b>Test Dates:</b> April 22-26, 2010	<b>EUT Type:</b> Cellular/PCS CDMA/EvDO Phone with Bluetooth		Page 37 of 37