

13. TEST SETUP PHOTOGRAPHS







Figure 13-1
Test Setup for Wireless Device



Figure 13-2
Test Setup for Wireless Device

FCC ID: TYKNX9290		HAC (T-COIL) TEST REPORT		Reviewed by: Quality Manager
Filename: 0907141392.TYK	Test Dates: 6/22/2009	EUT Type: Cellular/PCS CDMA/EvDO Phone with Bluetooth		Page 36 of 37





Axial

Radial H (Transverse)

Radial V (Longitudinal)

Figure 13-3
T-Coil Scan Overlay Magnetic Field Distributions

Note: Final measurement locations are indicated by a cursor on the contour plots.

FCC ID: TYKNX9290	 PCTEST 1500 5000 400 001 0000000000 001	HAC (T-COIL) TEST REPORT	 ANDRILL	Reviewed by: Quality Manager
Filename: 0907141392.TYK	Test Dates: 6/22/2009	EUT Type: Cellular/PCS CDMA/EvDO Phone with Bluetooth		Page 37 of 37
© 2009 PCTEST Engineering Laboratory, Inc.				REV 6.2C 06/12/09