



## 13. TEST SETUP PHOTOGRAPHS



**Figure 13-1**  
**Test Setup for Wireless Device**



**Figure 13-2**  
**Test Setup for Wireless Device**

<b>FCC ID:</b> TYKNX9270		<b>HAC (T-COIL) TEST REPORT</b>		<b>Reviewed by:</b> Quality Manager
<b>Filename:</b> 0906241297.TYK	<b>Test Dates:</b> 6/29/2009	<b>EUT Type:</b> Cellular/PCS CDMA/EvDO Phone with Bluetooth		Page 36 of 37



Axial





Radial H (Transverse)



Radial V (Longitudinal)

**Figure 13-3**  
**T-Coil Scan Overlay Magnetic Field Distributions**

Note: Final measurement locations are indicated by a cursor on the contour plots.

FCC ID: TYKNX9270		HAC (T-COIL) TEST REPORT		Reviewed by: Quality Manager
Filename: 0906241297.TYK	Test Dates: 6/29/2009	EUT Type: Cellular/PCS CDMA/EvDO Phone with Bluetooth		Page 37 of 37