




## 17. TEST PHOTOGRAPHS

See following Attached Pages for setup photographs.



<b>FCC ID:</b> TYKNX9270	 <b>PCTEST</b> Engineering Laboratory, Inc.	<b>HAC (RF EMISSIONS) TEST REPORT</b>	 <b>MOBILE</b>	<b>Reviewed by:</b> Quality Manager
<b>HAC Filename:</b> 0906241296.TYK	<b>Test Dates:</b> June 18-25, 2009	<b>EUT Type:</b> Cellular/PCS CDMA/EvDO Phone with Bluetooth		Page 72 of 74

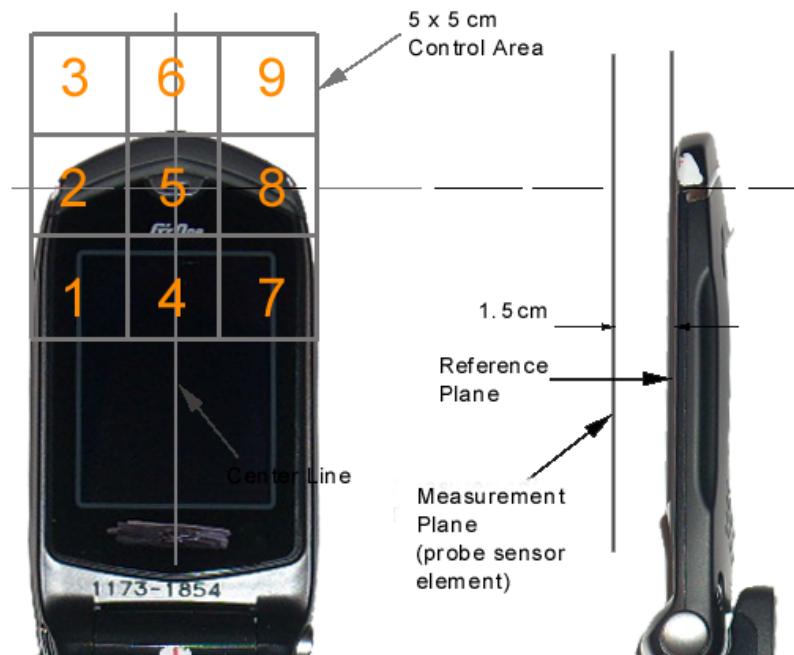


**Figure 17-1**  
**Ear Reference Point HAC Phantom Alignment**



**Figure 17-2**  
**HAC Phantom Plane Alignment**

<b>FCC ID:</b> TYKNX9270	 <b>PCTEST</b> Engineering Laboratory, Inc.	<b>HAC (RF EMISSIONS) TEST REPORT</b>		<b>Reviewed by:</b> Quality Manager
<b>HAC Filename:</b> 0906241296.TYK	<b>Test Dates:</b> June 18-25, 2009	<b>EUT Type:</b> Cellular/PCS CDMA/EvDO Phone with Bluetooth		Page 73 of 74





**Figure 17-3**  
**5x5 Scan grid above WD**



**Figure 17-4**  
**E-Field WD Scan overlay**



**Figure 17-5**  
**H-Field WD Scan overlay**

FCC ID: TYKNX9270	 <b>PCTEST</b> Engineering Laboratory, Inc.	<b>HAC (RF EMISSIONS) TEST REPORT</b>		<b>Reviewed by:</b> Quality Manager
<b>HAC Filename:</b> 0906241296.TYK	<b>Test Dates:</b> June 18-25, 2009	<b>EUT Type:</b> Cellular/PCS CDMA/EvDO Phone with Bluetooth		Page 74 of 74