

13. TEST SETUP PHOTOGRAPHS




Figure 13-1
Test Setup for Wireless Device







Figure 13-2
Test Setup for Wireless Device

FCC ID: TYKNX9230	 PCTEST ENGINEERING LABORATORY, INC.	HAC (T-COIL) TEST REPORT	 MOBILE	Reviewed by: Quality Manager
Filename: 0804030396.TYK	Test Dates: April 7 - 8, 2008	EUT Type: Dual-Band CDMA Phone with Bluetooth (CDMA/ PCS CDMA)		Page 34 of 35



Axial

Radial H (Transverse)

Radial V (Longitudinal)

Figure 13-3

T-Coil Scan Overlay Magnetic Field Distributions

Note: Final measurement locations are indicated by a cursor on the contour plots.

FCC ID: TYKNX9230	PCTEST ENGINEERING LABORATORY, INC.	HAC (T-COIL) TEST REPORT	MOBILE	Reviewed by: Quality Manager
Filename: 0804030396.TYK	Test Dates: April 7 - 8, 2008	EUT Type: Dual-Band CDMA Phone with Bluetooth (CDMA/ PCS CDMA)		Page 35 of 35