

*****Caution*****

Changes or modifications not expressly approved by the party responsible for compliance could void the user's authority to operate the equipment.

This device complies with part 15 of the FCC Rules. Operation is subject to the following two conditions:
(1) This device may not cause harmful interference, and (2)
this device must accept any interference received, including interference that may cause undesired operation.

FT100-A USER'S MANUAL

1.INTRODUCTION

Wireless music adapter let you listen to any portable music device over any FM tuner and speaker setup, without clumsy or constricting cable hookup. It is the perfect way to simply and efficiently listen to MP3s, CDs, mini-discs and other formats in the comfort of your car or living room.

2.SPECIFICATIONS

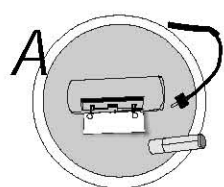
Power Supply: 1.5V(AAA) Battery /
DC 5-12V Jack

Current: Battery @ 70mA / DC Jack
@30mA

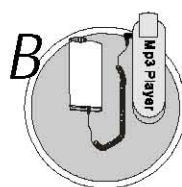
FM Frequency: 106.7 – 107.9 MHz

Operation Temp: -10 ~ 50 °C

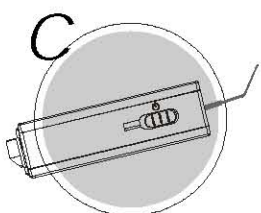
3. OPERATIONS



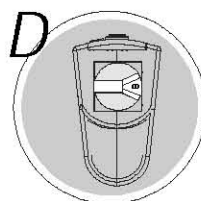
Insert 1 piece AAA size battery or plug DC jack.



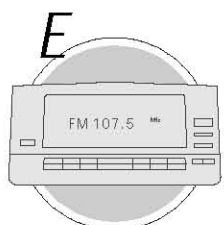
Connect FM transmitter audio jack into earphone Jack of Mp3 or CD player.



Play Mp3 or CD player and switch on the Power switch of the FM transmitter on the rear.



Select FM frequency by rotating the frequency knob at the side of the transmitter.



Set FM audio frequency of your audio device & FM radio to the selected FM frequency of the transmitter.

Adjust the volume of your Audio device & FM radio and enjoy the wireless music.