

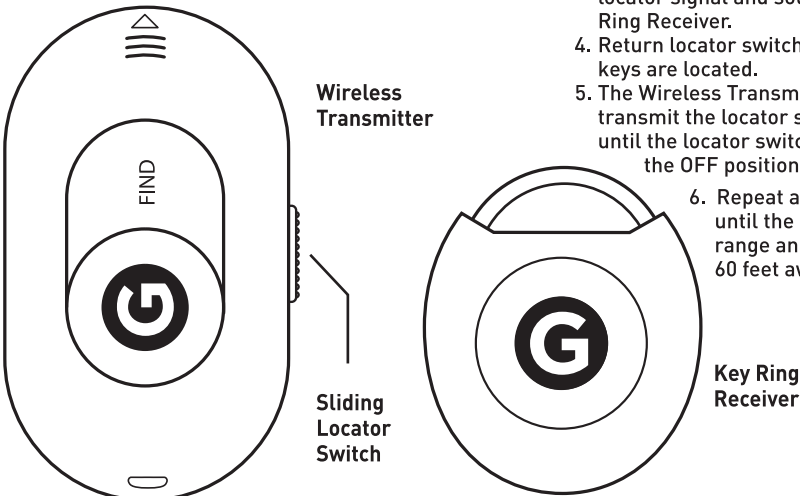
FRONT Z-FOLD

WIRELESS KEY FINDER

USER MANUAL

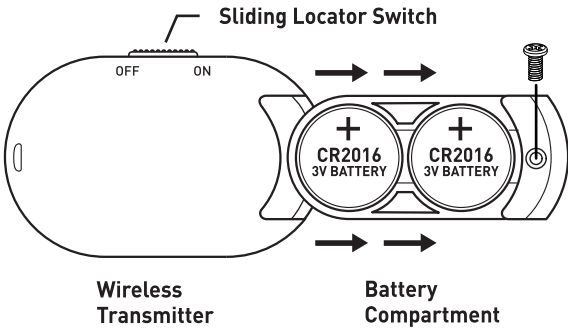


- FEATURES:
- Wireless Transmitter
 - Key Ring Receiver
 - Sliding Locator Switch
 - Audible Alarm
 - 60FT Wireless Range



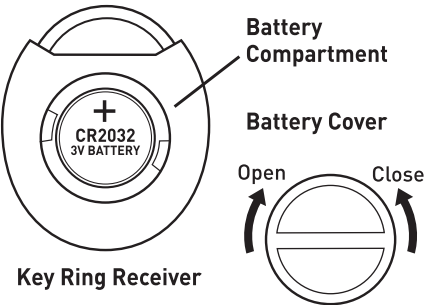
- OPERATING INSTRUCTIONS:
1. Remove the battery protector on the Key Ring Receiver to activate prior to initial use.
 2. Attach the Key Ring Receiver to key ring or other appropriate devices.
 3. Press and slide locator switch on the wireless transmitter to the ON position to activate the locator signal and sound the alarm on the Key Ring Receiver.
 4. Return locator switch to the OFF position once keys are located.
 5. The Wireless Transmitter will continue to transmit the locator signal and sound the alarm until the locator switch is returned to the OFF position.
 6. Repeat and change locations until the Key Ring Receiver is in range and located up to 60 feet away.

- TRANSMITTER BATTERY REPLACEMENT
1. Locate battery compartment.
 2. Remove screw and slide battery compartment away from housing (see diagram below).
 3. Insert or replace 2 CR2016 3V button cell batteries with the positive terminals up.
 4. Slide battery compartment into housing and replace screw.



Transmitter requires 2 “CR2016” batteries (included).

- KEY RING RECEIVER BATTERY REPLACEMENT
1. Locate battery cover.
 2. Remove battery cover by unscrewing clockwise to open (see diagram below).
 3. Insert or replace 1 CR2032 3V button cell battery with the positive terminal up.
 4. Replace battery cover and screw on counterclockwise (see diagram below).



Receiver requires 1 “CR2032” battery (included).

CHOKING HAZARD! SMALL PARTS.
NOT FOR CHILDREN.

TROUBLESHOOTING

PROBLEM	POSSIBLE CAUSE	SOLUTION
Key Finder does not function upon initial use.	Key Ring Receiver battery protector has not been removed.	Remove battery protector by pulling plastic tab to provide power. Replace battery if problem persists.
Alarm doesn't sound when locator signal is activated.	Too far away.	Change locations and repeat transmission until alarm sounds. Replace batteries if problem persists at close proximity.
Alarm sounds intermittently and without activation of locator signal.	Weak battery in the Key Ring Receiver.	Replace battery in the Key Ring Receiver.

WARNING: DO NOT mix old and new batteries. DO NOT mix alkaline, standard (carbon-zinc) or rechargeable (nickel-cadmium) batteries. DO NOT dispose of batteries in fire. Batteries may explode or leak. Please dispose of batteries properly. Remove the batteries when not in use for an extended period of time. Batteries could leak causing corrosion.

FCC INFORMATION:
This equipment has been tested and found to comply with the limits for Class B digital devices, pursuant to part 15 of the FCC Rules. These limits are designed to provide reasonable protection against harmful interference in a residential installation. This equipment generates, uses and can radiate radio frequency energy and, if not installed and used in accordance with the instructions, may cause harmful interference to radio or television reception, which can be determined by turning the equipment off and on, the user is encouraged to try to correct the interference by one or more of the following measures:

1. Reorient or relocate the receiving antenna.
2. Increase the separation between the equipment and the receiver.
3. Connect the equipment into an outlet on a circuit different from that to which the receiver is connected.
4. Consult the dealer or an experienced radio/TV technician for help.

This equipment complies with Part 15 of the FCC Rules. Operation is subject to the following two conditions:

1. This equipment may not cause harmful interference.
2. This equipment must accept any interference received, including interference that may cause undesired operation.

Any changes or modifications not expressly approved by the party responsible for compliance could void the user's authority to operate the equipment.

BACK Z-FOLD